


# Blu

45 mm, Smooth

**DESCRIPTION:** Concrete Overlay System  
**TEXTURE:** Smooth



### PALLET OVERVIEW



### Specifications per pallet

	Imperial	Metric
Cubing	<b>127.44 ft<sup>2</sup></b>	<b>11.84 m<sup>2</sup></b>
Weight	2 631 lbs	1 193 kg
Number of rows	12	
Linear coverage per row	10.62 ft <sup>2</sup> /row	0.99 m <sup>2</sup> /row

Unit dimensions	in		mm		Units/pallet
	Height	Depth	Height	Depth	
A	1 3/4	13	45	330	48 units
B	1 3/4	13	45	330	48 units
C	1 3/4	19 1/2	45	495	24 units

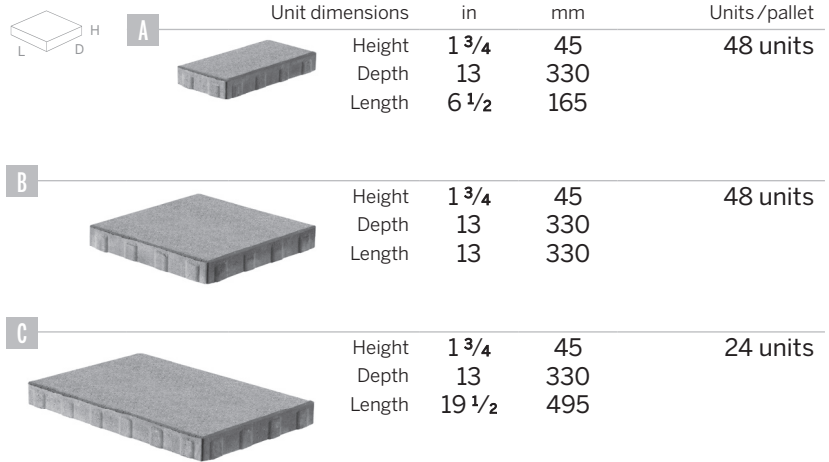
### APPLICATIONS

Concrete overlay system.

### NOTES

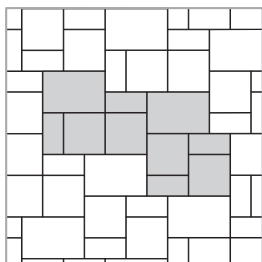
Blu 45 mm should only be used to overlay existing concrete patios.

See page 247 for more technical information.

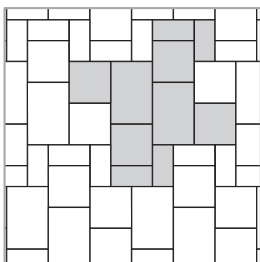


STEPS, CAPS & OVERLAY SYSTEM

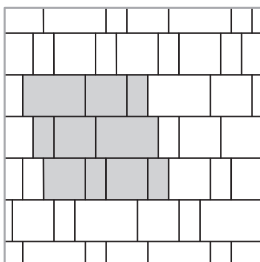
01 | Modular pattern



02 | Modular pattern



03 | Linear pattern



shale grey

champlain grey

chestnut brown

onyx black

greyed nickel

beige cream






# Blu

45 mm, Slate

**DESCRIPTION:** Concrete Overlay System  
**TEXTURE:** Slate



## PALLET OVERVIEW



## APPLICATIONS

Concrete overlay system.

## NOTES

Blu 45 mm should only be used to overlay existing concrete patios.

See page 247 for more technical information.

## Specifications per pallet

	Imperial	Metric
Cubing	<b>127.44 ft<sup>2</sup></b>	11.84 m <sup>2</sup>
Weight	2 631 lbs	1 193 kg
Number of rows	12	
Coverage per row	10.62 ft <sup>2</sup> /row	0.99 m <sup>2</sup> /row

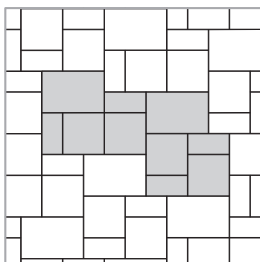
Unit dimensions	in		mm		Units/pallet
	Height	Depth	Height	Depth	
	1 3/4	13	45	330	48 units
	6 1/2		165		
	Length				

	Height	1 3/4	45	48 units
	Depth	13	330	
	Length	13	330	

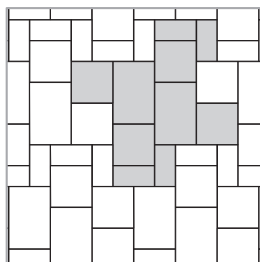
	Height	1 3/4	45	24 units
	Depth	13	330	
	Length	19 1/2	495	

STEPS, CAPS &  
OVERLAY SYSTEM

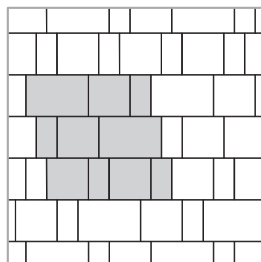
01 | Modular pattern



02 | Modular pattern



03 | Linear pattern



sandlewood

shale grey

mojave beige

champlain grey

harvest gold

chestnut brown

autumn red

