




## Beauty and strength perfected.

The modern, yet elegant, look of Richcliff will add a touch of class to any landscaping project. Its realistic embossed surface texture is cast from hundreds of natural stone surface textures to ensure a random natural appearance and it is up to four times stronger than ordinary poured concrete, making it an ideal choice for any application.



**SMOKE SHALE**  
NEW FOR 2018



**PEBBLE TAUPE**



**DAWN MIST**



**DAWN MIST/PEBBLE TAUPE**  
SOLD SEPARATELY/BLENDED ON SITE



**LARGE RECTANGLE**  
52.8 CM X 30.2 CM X 6 CM  
20.75" X 11.875" X 2.375"  
SOLD SEPERATELY, COMING SOON  
IN 2018

### Random Bundle



**RECTANGLE**  
30 CM X 22.6 CM X 6 CM  
11.75" X 8.875" X 2.375"




**SQUARE**  
22.6 CM X 22.6 CM X 6 CM  
8.875" X 8.875" X 2.375"




**SMALL RECTANGLE**  
22.6 CM X 15 CM X 6 CM  
8.875" X 5.875" X 2.375"

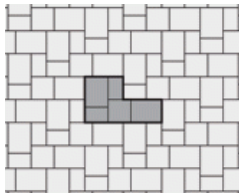
Stones & Bundling	Unit	SqFt Per			Per Bundle	Units Per		Lbs Per	
	Thickness	Bundle	Layer	Stone	Layers	SqFt	Bundle	Layers	Bundle
Random Bundle		90.3	11.29		8	1.77	160	309	2472
Rectangle	2-3/8" (6cm)	46.71	6	0.73		1.37	64		
Small Rectangle	2-3/8" (6cm)	23.35	3	0.36		2.74	64		
Square	2-3/8" (6cm)	17.59	2.3	0.55		1.82	32		
Large Rectangle	2-3/8" (6cm)	82.38		1.72		1.37	48		2410




**Richcliff A**  
Random Bundle (100%)



**Richcliff B**  
Random Bundle (100%)



**Richcliff C**  
Random Bundle (100%)



**Richcliff D**  
Random Bundle (100%)