



LOVE YOUR UNIFORM



LOVE YOUR UNIFORM.

Your new wardrobe was made with the greatest care and love, to the highest international standards to bring you garments which have a high attention to detail, are comfortable to wear and look fresh too.

Now it's your turn to show the love. You need to love and care for your new wardrobe by following some simple wash care instructions to help them remain fresh and looking good.



LOVE YOUR T-SHIRT.

Before the very first wear, use a warm iron to gently remove any moisture that may have occurred during packing. Be careful to avoid the print.



Line dry for one to two hours depending on the humidity. Do not Tumble Dry your T-Shirt.



Do not leave your T-Shirt folded in your wardrobe for long periods of time while on leave or holiday. Rather hang it in your wardrobe to avoid mildew from forming.


Do Not wash with traditional soap bars. Please use regular washing powder instead.



Absolutely NO bleach must be used. Even left over bleach from other washing will affect the garment.




LOVE YOUR POLO.

Before the very first wear or wash, allow to air for 1 to 2 hours. 
Turn the shirt inside out and iron on medium heat to remove any trapped humidity.

Before the first wash, soak in salt water for 5 - 10 minutes.
1 teaspoon of salt to 5 litres of water.


If the neck or collar gets dirty, use 1 teaspoon Handy Andy and 1 teaspoon washing powder and make a paste, apply this paste with a tooth brush to the stain let it sit for 5 minutes and then wash as per normal.


Do Not wash with traditional soap bars. 
Please use regular washing powder instead.

Absolutely NO bleach must be used.
Even left over bleach from other washing will affect the garment.



LOVE YOUR SWEATER.

Do NOT Iron over the Embossed Logo. 

Line dry outside for about 3 hours or until dry. Note that these items will take longer to dry due to their heavy fabric. 

Wash this item separately on a gently wash cycle to help prolong its life.

Do Not wash with traditional soap bars.

Please use regular washing powder instead.



Absolutely NO bleach must be used.

Even left over bleach from other washing will affect the garment.



LOVE YOUR PUFFER.

Before the very first wear, read your care instructions carefully and make sure you understand them all. Your puffer jacket can be worn straight after unwrapping.

Only wash your puffer when absolutely necessary. If possible try and spot clean any small marks separately.

You can tumble dry on low heat for 10 to 15 minutes to restore the shape. Make sure your puffer is completely dry before storage.

Do Not wash with traditional soap bars.
Please use regular washing powder instead.



Do not hang your Puffer to dry. Instead lay it flat and gently pat the padding from time to time to help it regain its shape.

Absolutely NO bleach must be used.
Even left over bleach from other washing will affect the garment.



LOVE YOUR APRON.

Before the very first wear, soak in lukewarm salt water.
Use 5 teaspoons salt and 5 litres of water. Rinse thoroughly and dry.

Before the first wash, allow to air by hanging the item on the wash line for 1 to 2 hours, just to allow any humidity trapped in the fabric to escape.

Wash and dry on the wash line inside out. Make sure the washing pegs sit on the reverse side to avoid marking your apron.



Do NOT use fabric softener.

Do Not wash with traditional soap bars.
Please use regular washing powder instead.



Absolutely NO bleach must be used.
Even left over bleach from other washing will affect the garment.

