


150RL 350RL 750RL

RL-SERIES

DIFFERENT BY DESIGN

The Herber RL-Series is designed with the mission to perform the highest possible customer value – year after year. To achieve this, we rely on our over seventy years of knowledge from engineering tube bending machines and pair this with the input and ideas of our customers. We rely solely on globally accessible components from premium suppliers allowing us to benefit from the latest technology available. Our mindset and design are always based on the three most critical factors for our customers – reliability, precision and speed. And with these we never compromise.





HERBER HMI

The Herber HMI is developed in close co-operation with Herber's control system supplier Bosch Rexroth and gives you an ease of use that really stands out on the market.

The HMI databases holds all your input data always making it easy viewable and accessible on material, tool, sets of tools, bending programs and jobs.


CREATED BY BENDERS

The Herber HMI uses logic programming and is designed through many interviews with tube bending specialists (customers) to achieve the best user experience.

Benders got asked how an easy-to-use HMI for tube bending should work to get you up and running with new products in no time. The result was Herber HMI.



Sometimes the simple things are the best. Our programmable self-centering tube support allow you to have the support when you need it and out of the way in no-time.




Adding the highly flexible bending head gripper on the RL-Series allow you to set up an efficient production process in just a few easy steps.

Benefit from endless production where only you set the limits of what the machine will be capable of. Round, flat, oval or rectangular – yes, it will work.

LUBRICATION SYSTEMS

All our machines comes with dual lubrication systems. For your mandrel bending an adjustable pressure tank does the job regardless of lube used.

For the machine our central lubrication system allow you to keep focus on production and up-time. Not worrying about maintenance.





TORQUE & DIAMETER

The second part of our name is in fact Engineering, with this comes clarity in what we do and what our machines are expected to deliver. We basically use two parameters when choosing the right solution together with our customers – need of bend torque and need of diameter. Together we configure your machine from our comprehensive list of options. Being the Engineering company we are we always look for the next smart solution, in many cases the best ideas comes from our customers, and it's our task to realize them.

150 RL

Capacity Ø	25 mm
Bend torque	1 500 Nm
Radius, min/max	10/100 mm
Radius difference	90 mm
Max bending speed	500°/s
Length of machine	2 000 – ∞ mm
Weight	2 200 + kg
Tube rotation	850°/s
Length feeding	2 400 mm/s
Degree of tolerance	0,05°/mm

350 RL

Capacity Ø	42 mm
Bend torque	3 500 Nm
Radius, min/max	20/160 mm
Radius difference	140 mm
Max bending speed	370°/s
Length of machine	2 000 – ∞ mm
Weight	4 200 + kg
Tube rotation	600°/s
Length feeding	1 800 mm/s
Degree of tolerance	0,05°/mm

750 RL

Capacity Ø	57 mm
Bend torque	7 500 Nm
Radius, min/max	20/250 mm
Radius difference	230 mm
Max bending speed	214°/s
Length of machine	2 000 – ∞ mm
Weight	5 200 + kg
Tube rotation	600°/s
Length feeding	1 800 mm/s
Degree of tolerance	0,05°/mm

RUNNING LIKE CLOCKWORK

Highly advanced production equipment requires regular maintenance to operate efficiently and scheduled maintenance will significantly increase the lifespan of your machine. We offer service agreements that can be tailored to your specific needs.

SERVICE AGREEMENTS

BASE

Recommended for
machines running 1 shift.
(1800-2000 hours / year)

MIDI

Recommended for
machines running 2 shift.
(3600-4000 hours / year)

MAXI

Recommended for machines
running 2 shifts and more.
(3600-4000+ hours / year)

HERBER REMOTE SUPPORT™

When you are in need of emergency support, or you just need advice concerning your machine or process we offer a remote tool diagnostic option. We have extensive experience in remote machine troubleshooting and coordinating the repair with our onsite support staff. Today we can reach virtually all electrical components for diagnosis, utilizing our remote software.



Herber Engineering AB
Silkesvägen 5
SE 331 53, Värnamo

Contact
info@herber.se
+46 (0)370 69 95 50

