

Lubricants

How to apply LOCTITE® 8150, 8105, 8191, 8201

1. Preparation

Cleaning

- It is recommended to use LOCTITE® 7063 to degrease and clean surfaces
- Surfaces should be free from scale, oxides and lubricant residues

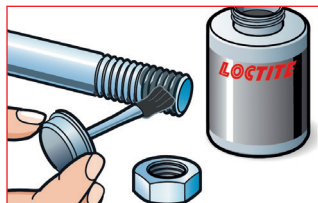


2. Application

Shake well before use.

A LOCTITE® 8150

- Apply a thin layer by brushing evenly over the whole surface
- Do not dilute



B LOCTITE® 8105

- Check compatibility with other grease residues
- Apply to clean parts by brush, spatula or grease gun


Hint:

Product may be suitable for use in automatic application systems.



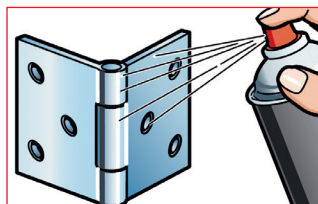
C LOCTITE® 8191

- Product should be sprayed on cleaned parts from a distance of about 20 cm to give a uniform coating
- Let parts dry for 15 to 30 minutes at ambient temperature



D LOCTITE® 8021

- Choose between jet and spray (based on application needs)
- Spray consistently onto parts to give a uniform film



For detailed information please refer to the Technical Datasheet or contact your Henkel Technical Service Team.