


Nova Pro™

Quick Spec

The interactive way to specify the Nova Pro drawer system for cabinets.



NOVA Pro Quick Spec **G* GRASS**
The star in your cabinet

Welcome to the NOVA Pro Quick Spec program!

In a few short steps you will become an expert in specifying the components to build any NOVA Pro drawer.

Each Quick Spec drawer screen will show you the hardware requirements and the dimension specifications for the wood bottom and back parts for a particular drawer.

1. The legend indicates the general specifications of the slide: Series, height, length, weight capacity and min. opening ht.

Series	Slide height	Length	Weight capacity - dynamic	Min. opening ht.
PR20	90mm (3 1/2")	210mm (8 1/4")	Standard = 40 kg (88 lb.)	90 mm (3 1/8")

2. In the drawer illustration, green dots with code numbers identify the hardware components.

3. The hardware components chart lists the code numbers, quantity required, description, reference number, item number and packaging quantities.

Hardware components required to build one drawer					
Code	Qty	Description	Ref. #	Item #	Pkg.
1	1	Cabinet member rail	PR20-270	6395-04	10
2	1	Drawer member rail	PR20-270-0205	6564-04	10
3	2	a - Front bracket, screw-on	PR20-SCR-FB	2180-87	20
		b - Front bracket, dowelled	PR20-SCR-FB	2180-87	20

[Exit this tutorial](#) [Next page](#)

Tutorial

NOVA Pro Quick Spec **G* GRASS**
The star in your cabinet

START - Choose a drawer type, color and length

Drawer lengths are accurate in mm. [inch] equivalents are rounded.

PR20 series - 90mm (3 1/2") Standard Drawer		PR20 series - 90mm (3 1/2") Standard Drawer + Railing		PR20 series - 90mm (3 1/2") Interior Drawer		PR20 series - 90mm (3 1/2") Interior Drawer + Railing	
Changeable	Metallic	Changeable	Metallic	Changeable	Metallic	Changeable	Metallic
270 (11")	270 (11")	400 (16")	400 (16")	270 (11")	270 (11")	400 (16")	400 (16")
300 (12")	300 (12")	450 (18")	450 (18")	300 (12")	300 (12")	450 (18")	450 (18")
400 (16")	400 (16")	500 (20")	500 (20")	400 (16")	400 (16")	500 (20")	500 (20")
450 (18")	450 (18")	550 (22")	550 (22")	450 (18")	450 (18")	550 (22")	550 (22")
500 (20")	500 (20")			500 (20")	500 (20")		
550 (22")	550 (22")			550 (22")	550 (22")		

PR20 series - 120mm (4 3/4") Standard Drawer		PR20 series - 120mm (4 3/4") Standard Drawer + Railing	
Changeable	Metallic	Changeable	Metallic
400 (16")	400 (16")	400 (16")	400 (16")
450 (18")	450 (18")	450 (18")	450 (18")
500 (20")	500 (20")	500 (20")	500 (20")
550 (22")	550 (22")	550 (22")	550 (22")

[Exit](#) [Accessories](#) [Tools](#) [Drawings](#) [F.A.Q.](#) [Print](#)

Main Menu

G* GRASS Nova Pro Plans **Line Bore Patterns**

Drawings for individual modifications without base
Dimension units: centimeters, inch equivalents are rounded

[Exit](#) [Back](#) [Next](#) [Patterns](#) [Tables](#) [Kitchen](#) [Vanity](#) [Print](#)

Drawings

Welcome to the NOVA Pro Quick Spec program!

In a few short steps you will become an expert in specifying the components to build any NOVA Pro drawer.

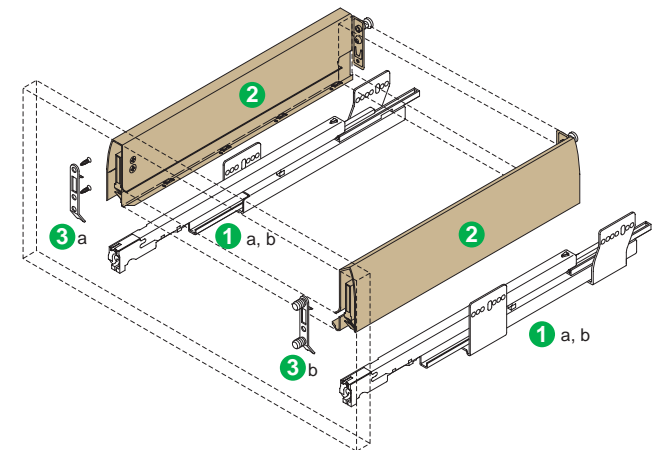
Each Quick Spec drawer screen will show you the hardware requirements and the dimensions for the wood bottom and back parts for a particular drawer.

1. The legend shows the overall information of the slide:
Series, height, length, weight capacity and minimum opening ht.

Standard drawer - Champagne color				
Series	Side height	Length	Weight capacity - dynamic	Min. opening ht.
P920	90mm [3 1/2"]	270mm [11"] Nom.	Standard = 40 kg. [88 lb.]	99.5mm [3 7/8"]

2. In the drawer illustration, green dots with code numbers identify the hardware components.
3. The hardware components chart lists the code numbers, quantity required, description, reference number, item number and packaging quantities.

Hardware components required to build one drawer					
Code	Qty.	Description	Ref. #	Item #	Pkg.
1	1	Cabinet member set	P904-270	63663-04	10
2	1	Drawer member set	P920-270-G0028	68549-04	10
3	2	a - Front bracket, screw-on	7600-SCR-PB	21855-87	20
		b - Front bracket, dowelled	7600-DWL-PB	21854-87	20
			7600-DWL	21854-42	100

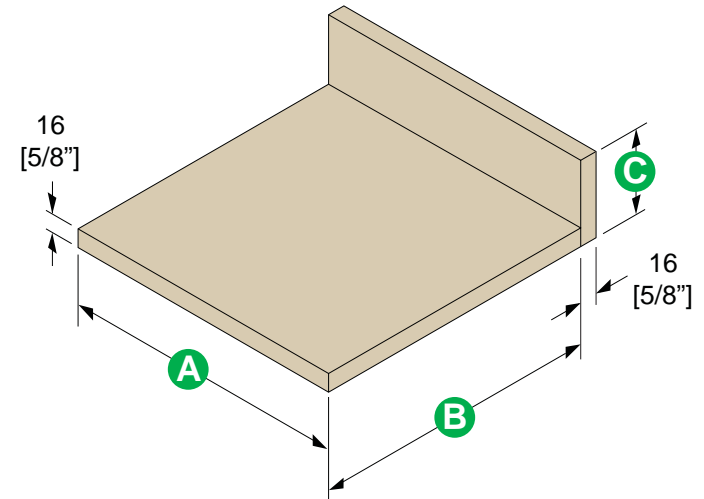


Exit this tutorial

Next page

- In the drawer parts illustration, green dots with code letters identify the variable dimensions of the wood components.
- The drawer parts chart shows the dimensional variable codes and the corresponding formulas for determining the size of the components.

Drawer parts				
Qty.	Part	A - width	B - length	C - height
1	Bottom	Inside cabinet width - 58 [2 5/16"]	251 [9 7/8"]	
1	Back	Inside cabinet width - 58 [2 5/16"]		84 [3 5/16"]



- The navigation buttons at the bottom of the page allow you to:
 - Go back to the menu to select another drawer.
 - Go to the drawer specs to see front bracket placement instructions and clearance requirements.
 - Go to the cabinet specs to see requirements for mounting the cabinet members.
 - Go to the accessories section
 - Print the page

Back

Menu

Drawer
Specs

Cabinet
Specs

Accessories

Print

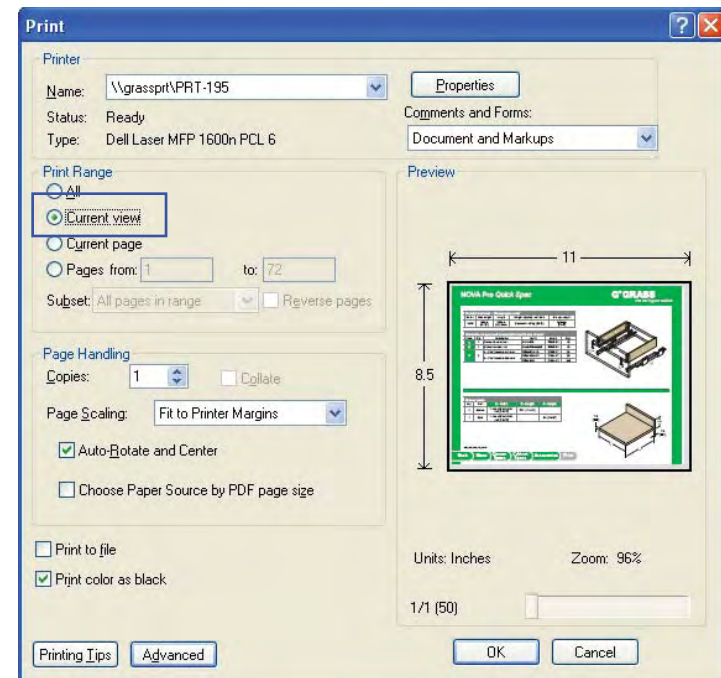
← Previous page

Next page →

7. Selecting the print option will open the standard print menu for your computer. Choose the **Current view** print range button, otherwise you will print the entire document.
8. On the menu page there is a Frequently Asked Questions button. This will take you to a section where most of the common inquiries are addressed.



9. The drawings button takes you to a section with illustrations of cabinet sections and bore patterns for different base and vanity cabinets using combinations of drawers.
10. Quick Spec launches in full screen mode. Pressing the Escape key will revert to standard mode with the menu bars active. To return to full screen mode press CTRL-L.
11. Quick Spec requires Adobe Acrobat 6.0 or higher.



Exit this tutorial

Launch Quick Spec

← Previous page



P920 series - 90mm [3 1/2"] Standard Drawer	
Champagne	Metallic
270 [11"]	270 [11"]
350 [14"]	350 [14"]
400 [16"]	400 [16"]
450 [18"]	450 [18"]
500 [20"]	500 [20"]
550 [22"]	550 [22"]

P920 series - 90mm [3 1/2"] Standard Drawer + Railing	
Champagne	Metallic
400 [16"]	400 [16"]
450 [18"]	450 [18"]
500 [20"]	500 [20"]
550 [22"]	550 [22"]

P920 series - 90mm [3 1/2"] Interior Drawer	
Champagne	Metallic
270 [11"]	270 [11"]
350 [14"]	350 [14"]
400 [16"]	400 [16"]
450 [18"]	450 [18"]
500 [20"]	500 [20"]
550 [22"]	550 [22"]

P920 series - 90mm [3 1/2"] Interior Drawer + Railing	
Champagne	Metallic
400 [16"]	400 [16"]
450 [18"]	450 [18"]
500 [20"]	500 [20"]
550 [22"]	550 [22"]



P930 series - 122mm [4 3/4"] Standard Drawer	
Champagne	Metallic
400 [16"]	400 [16"]
450 [18"]	450 [18"]
500 [20"]	500 [20"]
550 [22"]	550 [22"]

P930 series - 122mm [4 3/4"] Standard Drawer + Railing	
Champagne	Metallic
400 [16"]	400 [16"]
450 [18"]	450 [18"]
500 [20"]	500 [20"]
550 [22"]	550 [22"]

START - Choose a drawer type, color and length

Drawer lengths are accurate in mm, [inch] equivalents are nominal.

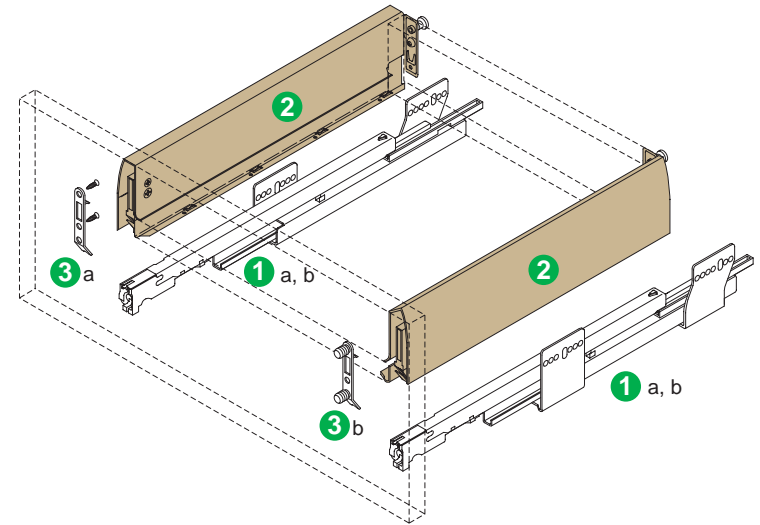
Standard drawer - Champagne color

Series	Side height	Length	Weight capacity - dynamic	Min. opening ht.
P920	90mm [3 1/2"]	550mm [22"] Nom.	Standard = 40 kg. [88 lb.] Heavy Duty = 70 kg. [154 lb]	99.5mm [3 7/8"]

Hardware components required to build one drawer

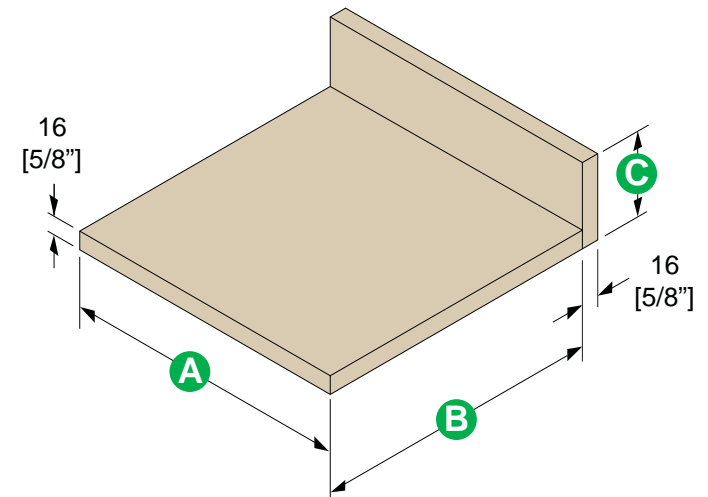
Code	Qty.	Description	Ref. #	Item #	Pkg.
1	1	a - Cabinet member set	P904-550	63669-04	10
		b - HD Cabinet member set	P907-550	63717-04	10
2	1	Drawer member set	P920-550-G0028	68564-04	10
3	2	a - Front bracket, screw-on	7600-SCR-PB	21855-87	100
		b - Front bracket, doweled	7600-DWL-PB	21854-87	100
			7600-DWL	21854-42	100

PB = 20 pcs. / bag, 5 bags / box



Drawer parts

Qty.	Part	A - width	B - length	C - height
1	Bottom	Inside cabinet width - 58 [2 5/16"]	531 [20 7/8"]	
1	Back	Inside cabinet width - 58 [2 5/16"]		84 [3 5/16"]



NOV_QS_P920_550_G0028

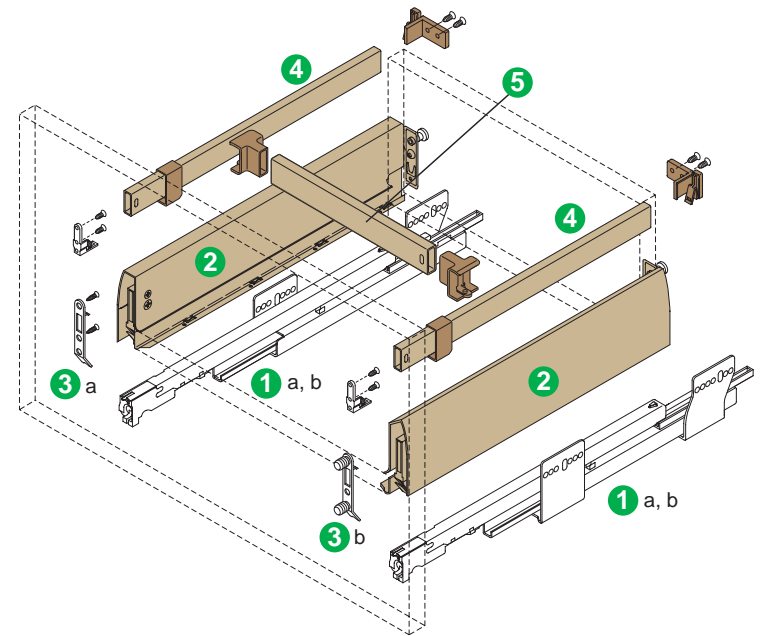
Standard drawer + railing - Champagne color

Series	Side height	Length	Weight capacity - dynamic	Min. opening ht.
P920	90mm [3 1/2"]	550mm [22"] Nom.	Standard = 40 kg. [88 lb.] Heavy Duty = 70 kg. [154 lb]	161.5mm [6 3/8"]

Hardware components required to build one drawer

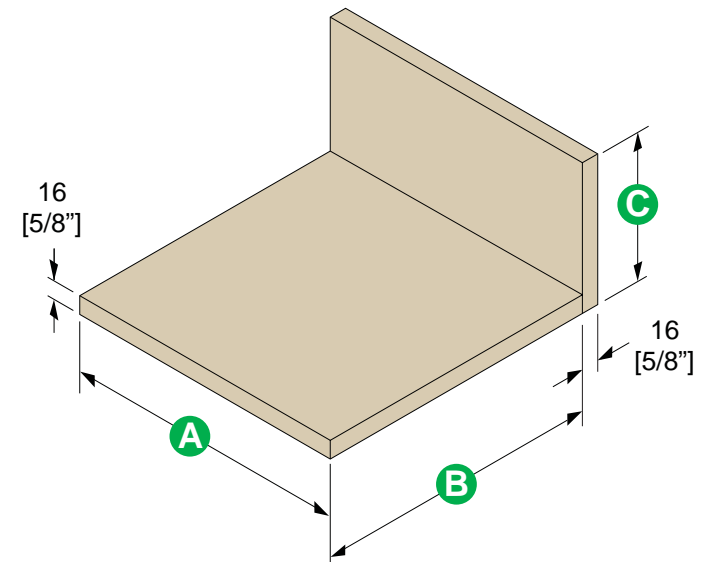
Code	Qty.	Description	Ref. #	Item #	Pkg.
1	1	a - Cabinet member set	P904-550	63669-04	10
		b - HD Cabinet member set	P907-550	63717-04	10
2	1	Drawer member set	P920-550-G0028	68564-04	10
3	2	a - Front bracket, screw-on	7600-SCR-PB	21855-87	100
		b - Front bracket, dowelled	7600-DWL-PB	21854-87	100
			7600-DWL	21854-42	100
4	1	Side railing set	7607-550-G0028	68583-04	10
5	1	Divider set for 24" cabinet	7602-610-G0028	68585-04	10
		Divider set for 36" cabinet	7602-914-G0028	68587-04	10
		Divider set for 47" cabinet	7602-1200-G0028	68590-04	10

PB = 20 pcs. / bag, 5 bags / box



Drawer parts

Qty.	Part	A - width	B - length	C - height
1	Bottom	Inside cabinet width - 58 [2 5/16"]	531 [20 7/8"]	
1	Back	Inside cabinet width - 58 [2 5/16"]		149 [5 7/8"]
Divider length		Inside cabinet width - 55 [2 3/16"]		



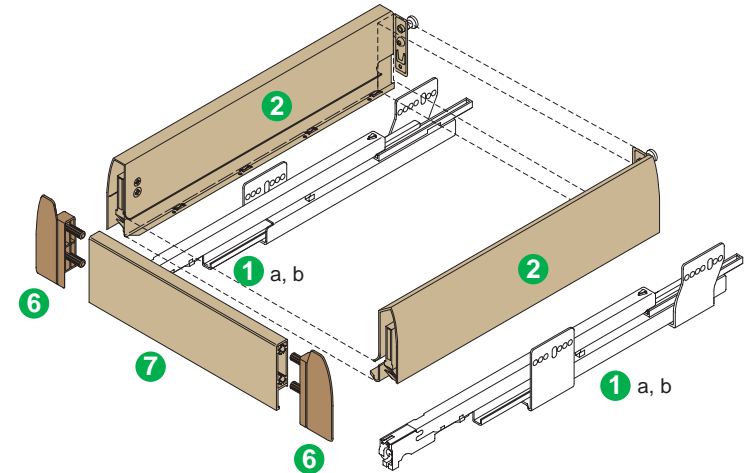
NOV_QS_P920+rail_550_G0028

Interior drawer - Champagne color

Series	Side height	Length	Weight capacity - dynamic	Min. opening ht.
P920	90mm [3 1/2"]	550mm [22"] Nom.	Standard = 40 kg. [88 lb.] Heavy Duty = 70 kg. [154 lb]	99.5mm [3 7/8"]

Hardware components required to build one drawer

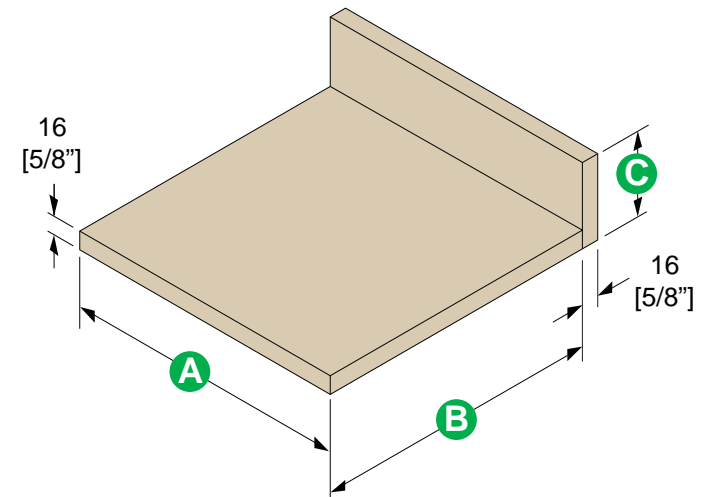
Code	Qty.	Description	Ref. #	Item #	Pkg.
1	1	a - Cabinet member set	P904-550	63669-04	10
		b - HD Cabinet member set	P907-550	63717-04	10
2	1	Drawer member set	P920-550-G0028	68564-04	10
6	1	Front panel holder set	P620-R7006	68591-03	5
7	1	Front panel for 24" cabinet	7620-610-G0028	68614-03	5
		Front panel for 36" cabinet	7620-914-G0028	68616-03	5
		Front panel for 47" cabinet	7620-1200-G0028	68618-03	5



Drawer parts

Qty.	Part	A - width	B - length	C - height
1	Bottom	Inside cabinet width - 58 [2 5/16"] (1)	531 [20 7/8"]	
1	Back	Inside cabinet width - 58 [2 5/16"] (1)		84 [3 5/16"]
Front panel length		Inside cabinet width - 85 [3 3/8"] (1)		

(1) If cabinet member spacers are used, deduct their thickness from the inside cabinet width.

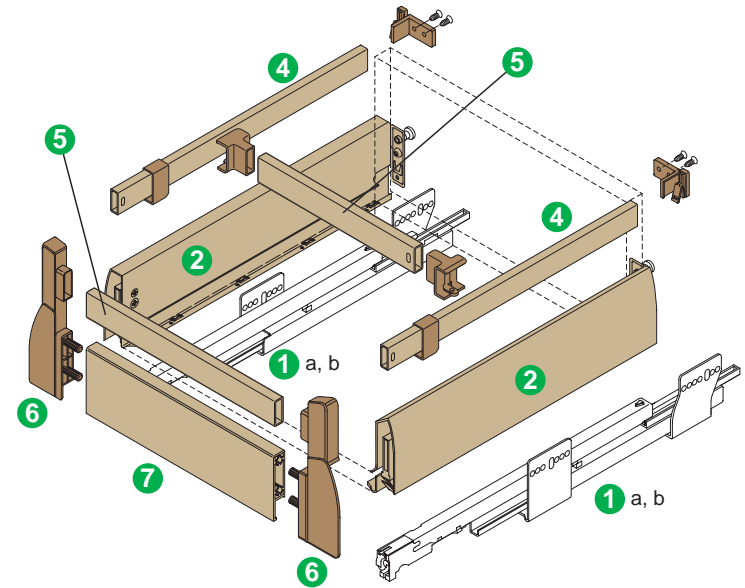


Interior drawer + railing - Champagne color

Series	Side height	Length	Weight capacity - dynamic	Min. opening ht.
P920	90mm [3 1/2"]	550mm [22"] Nom.	Standard = 40 kg. [88 lb.] Heavy Duty = 70 kg. [154 lb]	161.5mm [6 3/8"]

Hardware components required to build one drawer

Code	Qty.	Description	Ref. #	Item #	Pkg.
1	1	a - Cabinet member set	P904-550	63669-04	10
		b - HD Cabinet member set	P907-550	63717-04	10
2	1	Drawer member set	P920-550-G0028	68564-04	10
4	1	Side railing set	7607-550-G0028	68583-04	10
5	1	Divider set for 24" cabinet	7602-610-G0028	68585-04	10
		Divider set for 36" cabinet	7602-914-G0028	68587-04	10
		Divider set for 47" cabinet	7602-1200-G0028	68590-04	10
6	1	Front panel holder set	P620-RAIL-R7006	68594-03	5
7	1	Front panel for 24" cabinet	7620-610-G0028	68614-03	5
		Front panel for 36" cabinet	7620-914-G0028	68616-03	5
		Front panel for 47" cabinet	7620-1200-G0028	68618-03	5

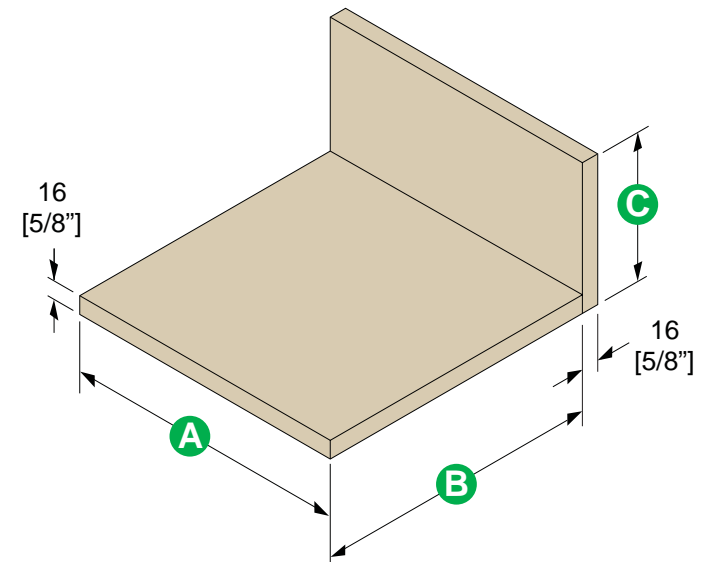


Drawer parts

Qty.	Part	A - width	B - length	C - height
1	Bottom	Inside cabinet width - 58 [2 5/16"] (1)	531 [20 7/8"]	
1	Back	Inside cabinet width - 58 [2 5/16"] (1)		149 [5 7/8"]
Front panel length		Inside cabinet width - 85 [3 3/8"] (1)		
Front rail length		Inside cabinet width - 55 [2 3/16"] (1)		
Divider length		Inside cabinet width - 55 [2 3/16"] (1)		

(1) If cabinet member spacers are used, deduct their thickness from the inside cabinet width.

NOV_QS_P920+int+rail_550_G0028



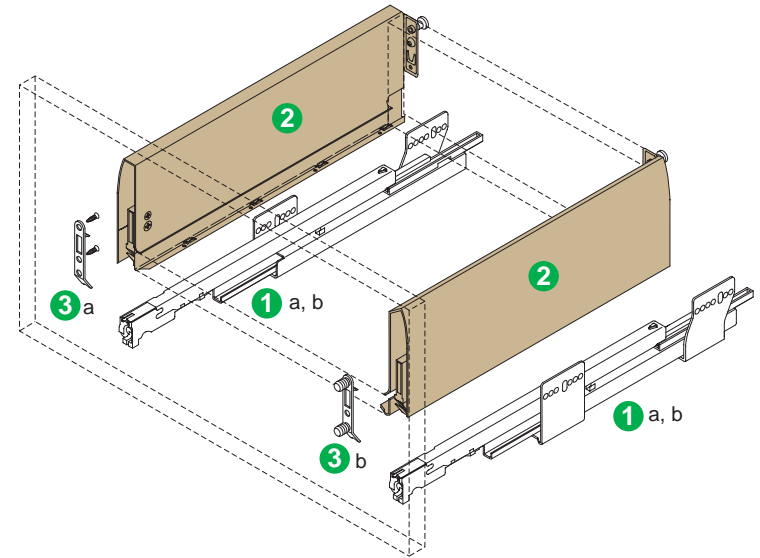
Standard drawer - Champagne color

Series	Side height	Length	Weight capacity - dynamic	Min. opening ht.
P930	122mm [4 3/4"]	550mm [22"] Nom.	Standard = 40 kg. [88 lb.] Heavy Duty = 70 kg. [154 lb]	131.5mm [5 3/16"]

Hardware components required to build one drawer

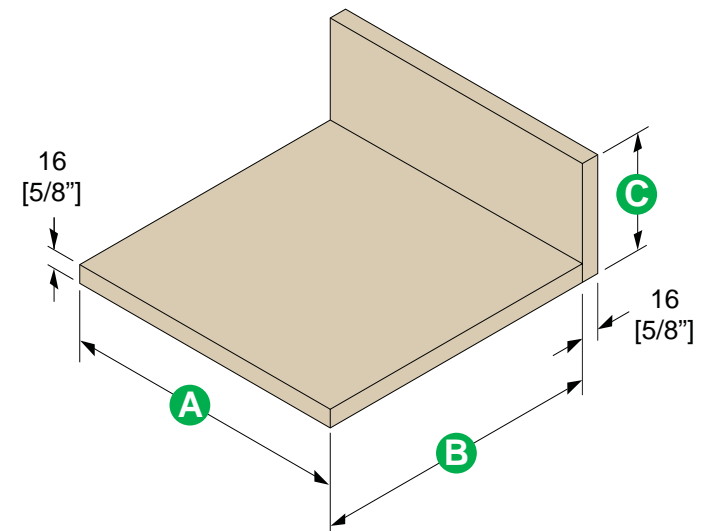
Code	Qty.	Description	Ref. #	Item #	Pkg.
1	1	a - Cabinet member set	P904-550	63669-04	10
		b - HD Cabinet member set	P907-550	63717-04	10
2	1	Drawer member set	P930-550-G0028	68576-04	10
3	2	a - Front bracket, screw-on	7600-SCR-PB	21855-87	100
		b - Front bracket, doweled	7600-DWL-PB	21854-87	100
			7600-DWL	21854-42	100

PB = 20 pcs. / bag, 5 bags / box



Drawer parts

Qty.	Part	A - width	B - length	C - height
1	Bottom	Inside cabinet width - 58 [2 5/16"]	531 [20 7/8"]	
1	Back	Inside cabinet width - 58 [2 5/16"]		116 [4 9/16"]



NOV_QS_P930_550_G0028

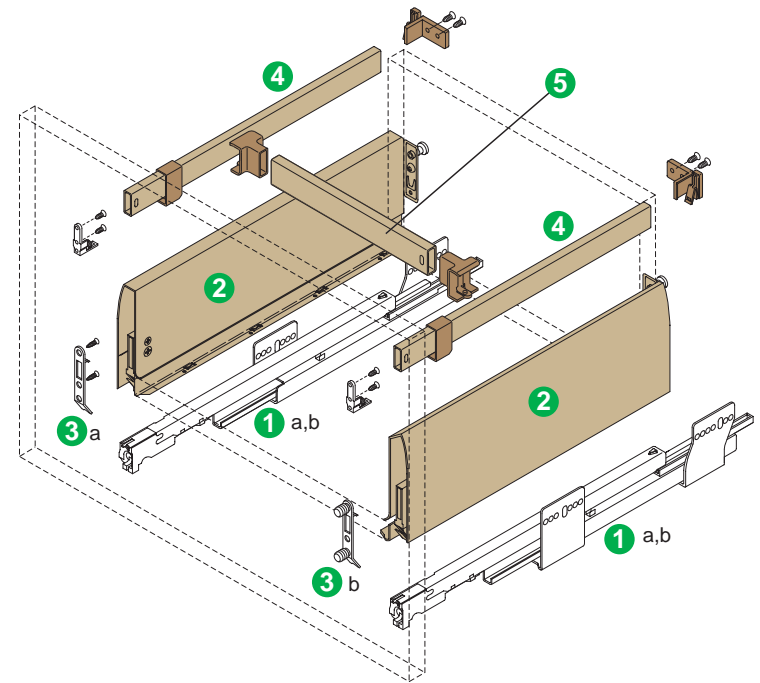
Standard drawer + railing - Champagne color

Series	Side height	Length	Weight capacity - dynamic	Min. opening ht.
P930	122mm [4 3/4"]	550mm [22"] Nom.	Standard = 40 kg. [88 lb.] Heavy Duty = 70 kg. [154 lb]	193.5.5mm [7 5/8"]

Hardware components required to build one drawer

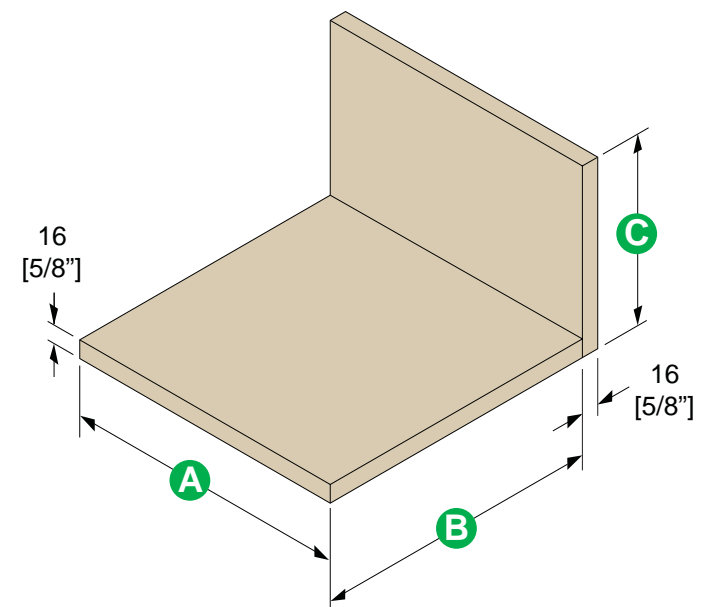
Code	Qty.	Description	Ref. #	Item #	Pkg.
1	1	a - Cabinet member set	P904-550	63669-04	10
		b - HD Cabinet member set	P907-550	63717-04	10
2	1	Drawer member set	P930-550-G0028	68576-04	10
3	2	a - Front bracket, screw-on	7600-SCR-PB	21855-87	100
		b - Front bracket, dowelled	7600-DWL-PB	21854-87	100
			7600-DWL	21854-42	100
4	1	Side railing set	7607-550-G0028	68583-04	10
5	1	Divider set for 24" cabinet	7602-610-G0028	68585-04	10
		Divider set for 36" cabinet	7602-914-G0028	68587-04	10
		Divider set for 47" cabinet	7602-1200-G0028	68590-04	10

PB = 20 pcs. / bag, 5 bags / box



Drawer parts

Qty.	Part	A - width	B - length	C - height
1	Bottom	Inside cabinet width - 58 [2 5/16"]	531 [20 7/8"]	
1	Back	Inside cabinet width - 58 [2 5/16"]		181 [7 1/8"]
Divider length		Inside cabinet width - 55 [2 3/16"]		



NOV_QS_P930+rail_550_G0028

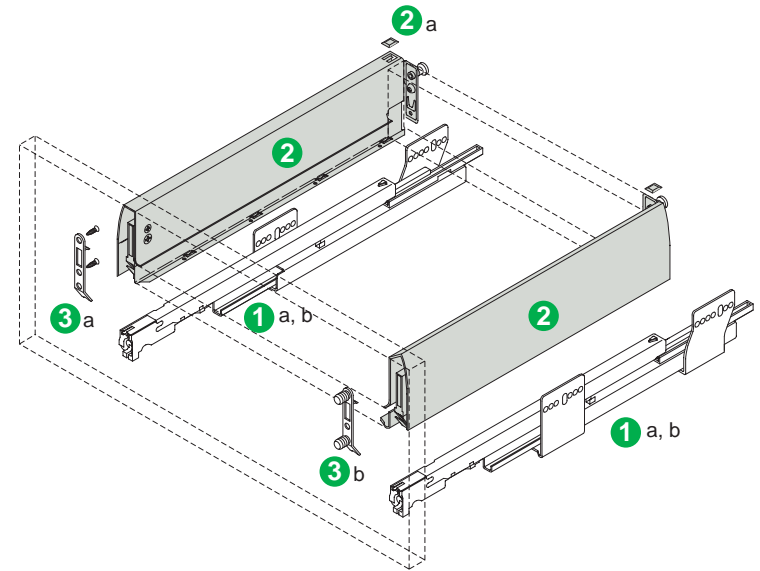
Standard drawer - Metallic

Series	Side height	Length	Weight capacity - dynamic	Min. opening ht.
P920	90mm [3 1/2"]	550mm [22"] Nom.	Standard = 40 kg. [88 lb.] Heavy Duty = 70 kg. [154 lb]	99.5mm [3 7/8"]

Hardware components required to build one drawer

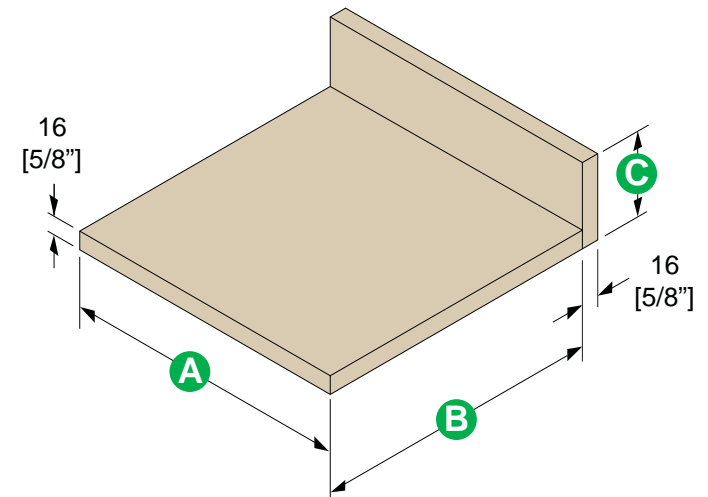
Code	Qty.	Description	Ref. #	Item #	Pkg.
1	1	a - Cabinet member set	P904-550	63669-04	10
		b - HD Cabinet member set	P907-550	63717-04	10
2	1	Drawer member set	P920-550-R9006	65018-04	10
2a	2	U-cover cap	7600-CAP-R9006	25821-41	50
3	2	a - Front bracket, screw-on	7600-SCR-PB	21855-87	100
		b - Front bracket, dowelled	7600-DWL-PB	21854-87	100
			7600-DWL	21854-42	100

PB = 20 pcs. / bag, 5 bags / box



Drawer parts

Qty.	Part	A - width	B - length	C - height
1	Bottom	Inside cabinet width - 58 [2 5/16"]	531 [20 7/8"]	
1	Back	Inside cabinet width - 58 [2 5/16"]		84 [3 5/16"]



NOV_QS_P920_550_R9006

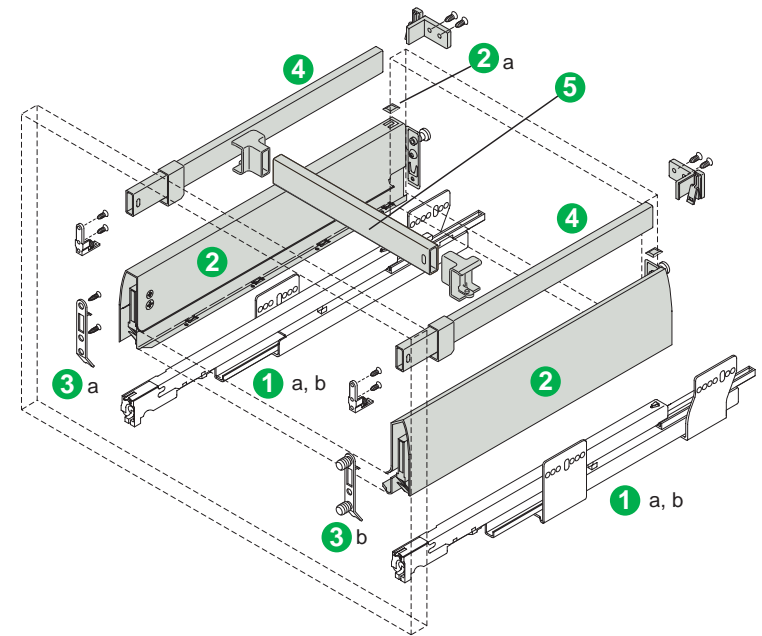
Standard drawer + railing - Metallic color

Series	Side height	Length	Weight capacity - dynamic	Min. opening ht.
P920	90mm [3 1/2"]	550mm [22"] Nom.	Standard = 40 kg. [88 lb.] Heavy Duty = 70 kg. [154 lb]	161.5mm [6 3/8"]

Hardware components required to build one drawer

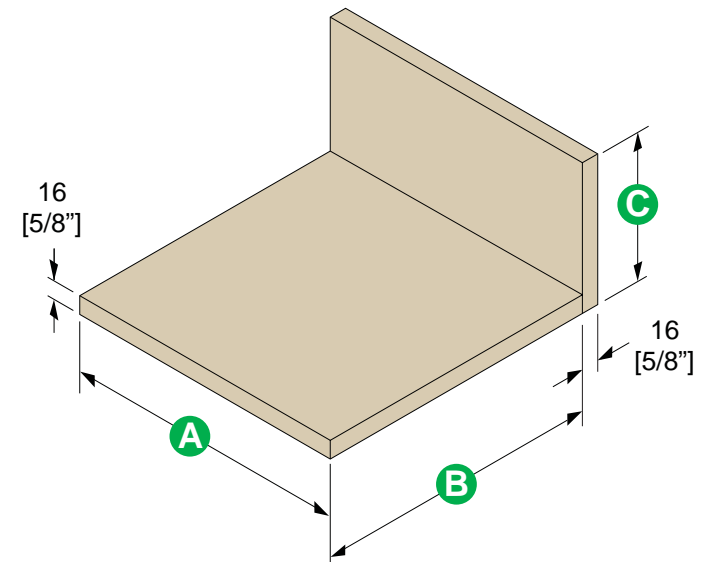
Code	Qty.	Description	Ref. #	Item #	Pkg.
1	1	a - Cabinet member set	P904-550	63669-04	10
		b - HD Cabinet member set	P907-550	63717-04	10
2	1	Drawer member set	P920-550-R9006	65018-04	10
2a	2	U-cover cap	7600-CAP-R9006	25821-41	50
3	2	a - Front bracket, screw-on	7600-SCR-PB	21855-87	100
		b - Front bracket, dowelled	7600-DWL-PB	21854-87	100
			7600-DWL	21854-42	100
4	1	Side railing set	7607-550-R9006	45863-04	10
5	1	Divider set for 24" cabinet	7602-610-R9006	68814-04	10
		Divider set for 36" cabinet	7602-914-R9006	69151-04	10
		Divider set for 47" cabinet	7602-914-R9006	51661-04	10

PB = 20 pcs. / bag, 5 bags / box



Drawer parts

Qty.	Part	A - width	B - length	C - height
1	Bottom	Inside cabinet width - 58 [2 5/16"]	531 [20 7/8"]	
1	Back	Inside cabinet width - 58 [2 5/16"]		149 [5 7/8"]
	Divider length	Inside cabinet width - 55 [2 3/16"]		



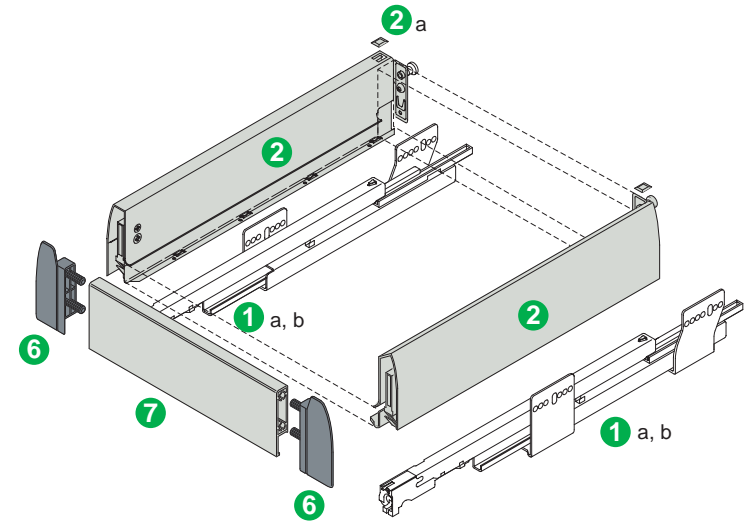
NOV_QS_P920+rail_550_R9006

Interior drawer - Metallic color

Series	Side height	Length	Weight capacity - dynamic	Min. opening ht.
P920	90mm [3 1/2"]	550mm [22"] Nom.	Standard = 40 kg. [88 lb.] Heavy Duty = 70 kg. [154 lb]	99.5mm [3 7/8"]

Hardware components required to build one drawer

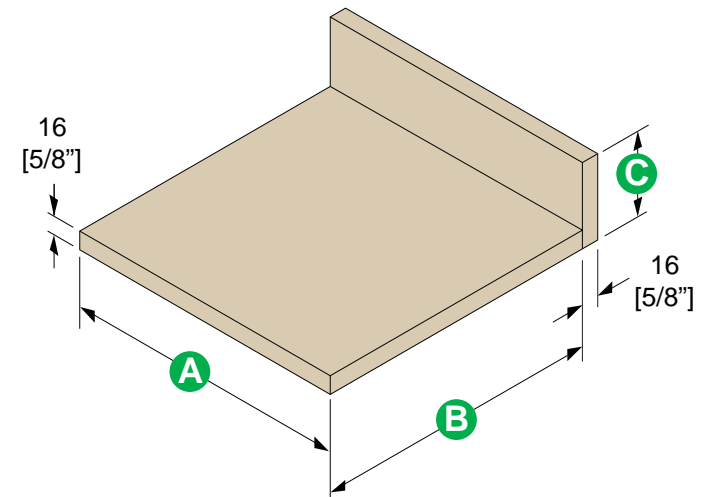
Code	Qty.	Description	Ref. #	Item #	Pkg.
1	1	a - Cabinet member set	P904-550	63669-04	10
		b - HD Cabinet member set	P907-550	63717-04	10
2	1	Drawer member set	P920-550-R9006	65018-04	10
2a	2	U-cover cap	7600-CAP-R9006	25821-41	50
6	1	Front panel holder set	P620-R7016	66500-03	5
7	1	Front panel for 24" cabinet	7620-610-R9006	68813-03	5
		Front panel for 36" cabinet	7620-914-R9006	69153-03	5
		Front panel for 47" cabinet	7620-1200-R9006	51147-03	5



Drawer parts

Qty.	Part	A - width	B - length	C - height
1	Bottom	Inside cabinet width - 58 [2 5/16"] (1)	531 [20 7/8"]	
1	Back	Inside cabinet width - 58 [2 5/16"] (1)		84 [3 5/16"]
Front panel length		Inside cabinet width - 85 [3 3/8"] (1)		

(1) If cabinet member spacers are used, deduct their thickness from the inside cabinet width.



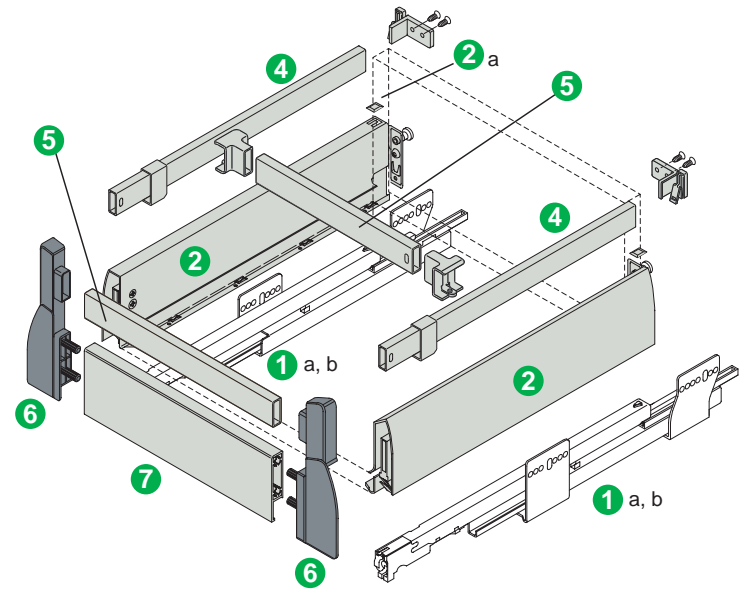
NOV_QS_P920+int_550_R9006

Interior drawer + railing - Metallic color

Series	Side height	Length	Weight capacity - dynamic	Min. opening ht.
P920	90mm [3 1/2"]	550mm [22"] Nom.	Standard = 40 kg. [88 lb.] Heavy Duty = 70 kg. [154 lb]	161.5mm [6 3/8"]

Hardware components required to build one drawer

Code	Qty.	Description	Ref. #	Item #	Pkg.
1	1	a - Cabinet member set	P904-550	63669-04	10
		b - HD Cabinet member set	P907-550	63717-04	10
2	1	Drawer member set	P920-550-R9006	65018-04	10
4	1	Side railing set	7607-550-R9006	45863-04	10
5	1	Divider set for 24" cabinet	7602-610-R9006	68814-04	10
		Divider set for 36" cabinet	7602-914-R9006	69151-04	10
		Divider set for 47" cabinet	7602-1200-R9006	51661-04	10
6	1	Front panel holder set	P620-RAIL-R7016	66501-03	5
7	1	Front panel for 24" cabinet	7620-610-R9006	68813-03	5
		Front panel for 36" cabinet	7620-914-R9006	69153-03	5
		Front panel for 47" cabinet	7620-1200-R9006	51147-03	5

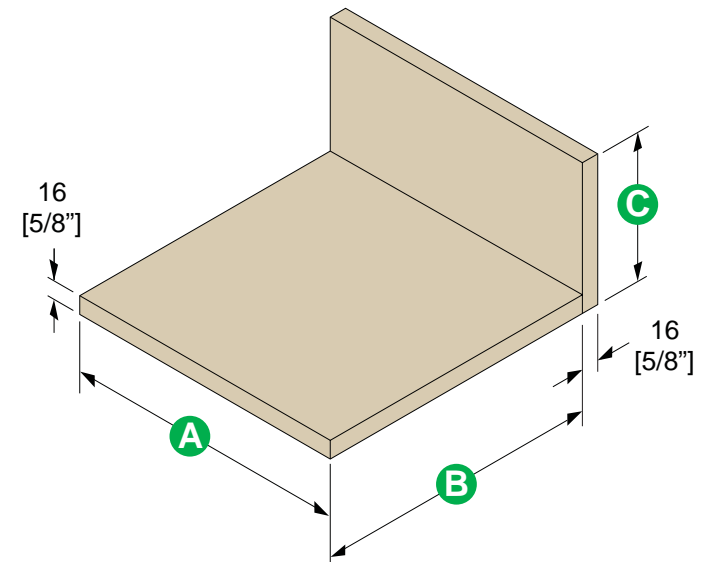


Drawer parts

Qty.	Part	A - width	B - length	C - height
1	Bottom	Inside cabinet width - 58 [2 5/16"] (1)	531 [20 7/8"]	
1	Back	Inside cabinet width - 58 [2 5/16"] (1)		149 [5 7/8"]
Front panel length		Inside cabinet width - 85 [3 3/8"] (1)		
Front rail length		Inside cabinet width - 55 [2 3/16"] (1)		
Divider length		Inside cabinet width - 55 [2 3/16"] (1)		

(1) If cabinet member spacers are used, deduct their thickness from the inside cabinet width.

NOV_QS_P920+int+rail_550_R9006



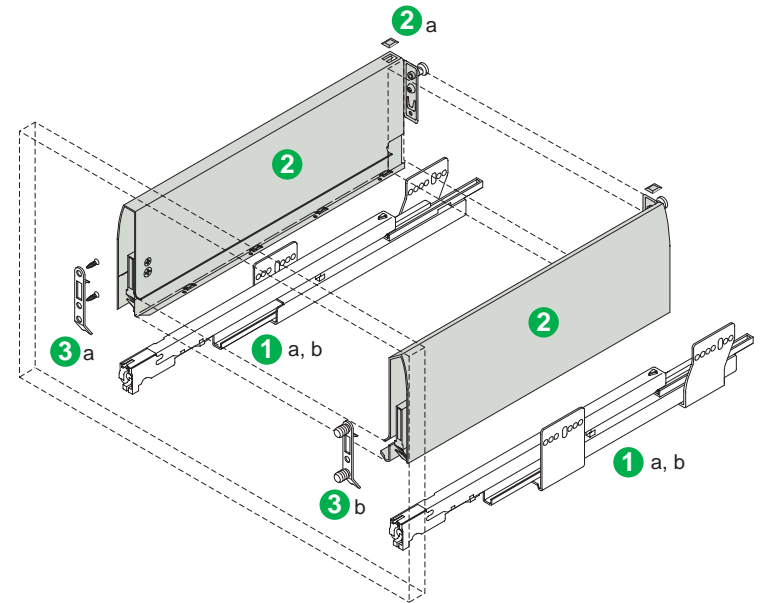
Standard drawer - Metallic color

Series	Side height	Length	Weight capacity - dynamic	Min. opening ht.
P930	122mm [4 3/4"]	550mm [22"] Nom.	Standard = 40 kg. [88 lb.] Heavy Duty = 70 kg. [154 lb]	131.5mm [5 3/16"]

Hardware components required to build one drawer

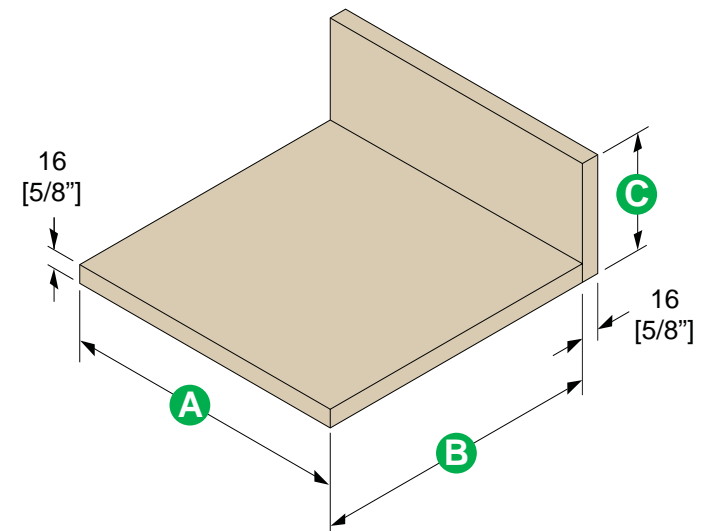
Code	Qty.	Description	Ref. #	Item #	Pkg.
1	1	a - Cabinet member set	P904-550	63669-04	10
		b - HD Cabinet member set	P907-550	63717-04	10
2	1	Drawer member set	P930-550-R9006	65165-04	10
2a	2	U-cover cap	7600-CAP-R9006	25821-41	50
3	2	a - Front bracket, screw-on	7600-SCR-PB	21855-87	100
		b - Front bracket, dowelled	7600-DWL-PB	21854-87	100
			7600-DWL	21854-42	100

PB = 20 pcs. / bag, 5 bags / box



Drawer parts

Qty.	Part	A - width	B - length	C - height
1	Bottom	Inside cabinet width - 58 [2 5/16"]	531 [20 7/8"]	
1	Back	Inside cabinet width - 58 [2 5/16"]		116 [4 9/16"]



NOV_QS_P930_550_R9006

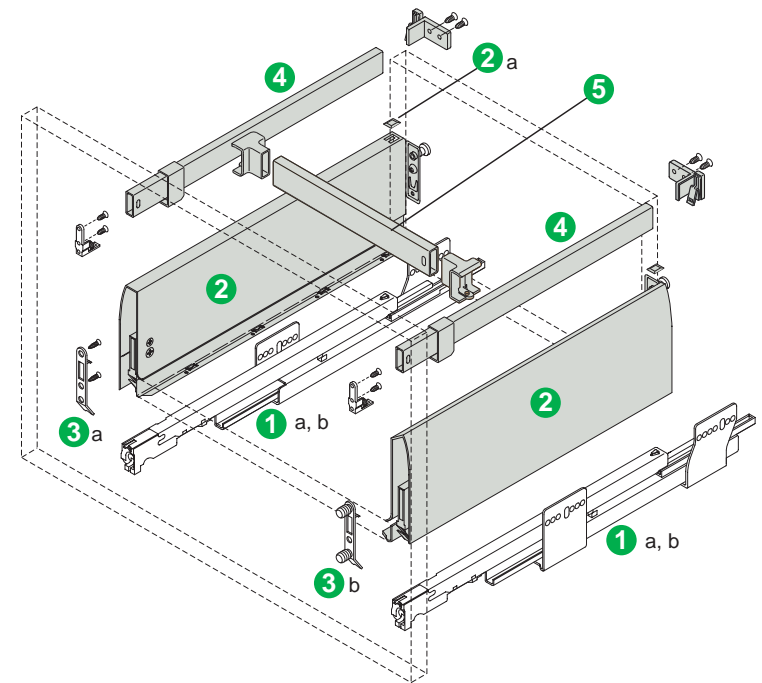
Standard drawer + railing - Metallic color

Series	Side height	Length	Weight capacity - dynamic	Min. opening ht.
P930	122mm [4 3/4"]	550mm [22"] Nom.	Standard = 40 kg. [88 lb.] Heavy Duty = 70 kg. [154 lb]	193.5mm [7 5/8"]

Hardware components required to build one drawer

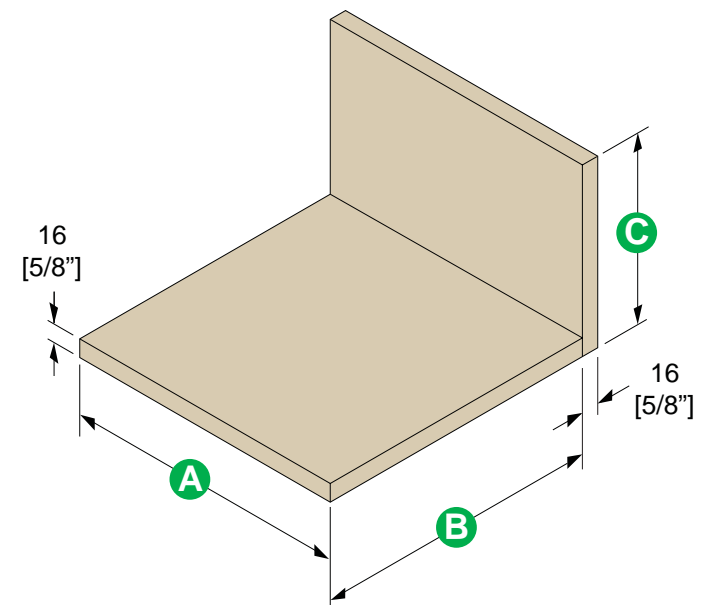
Code	Qty.	Description	Ref. #	Item #	Pkg.
1	1	a - Cabinet member set	P904-550	63669-04	10
		b - HD Cabinet member set	P907-550	63717-04	10
2	1	Drawer member set	P930-550-R9006	65165-04	10
2a	2	U-cover cap	7600-CAP-R9006	25821-41	50
3	2	a - Front bracket, screw-on	7600-SCR-PB	21855-87	100
		b - Front bracket, dowelled	7600-DWL-PB	21854-87	100
			7600-DWL	21854-42	100
4	1	Side railing set	7607-550-R9006	45863-04	10
5	1	Divider set for 24" cabinet	7602-610-R9006	68814-04	10
		Divider set for 36" cabinet	7602-914-R9006	69151-04	10
		Divider set for 47" cabinet	7602-914-R9006	51661-04	10

PB = 20 pcs. / bag, 5 bags / box



Drawer parts

Qty.	Part	A - width	B - length	C - height
1	Bottom	Inside cabinet width - 58 [2 5/16"]	531 [20 7/8"]	
1	Back	Inside cabinet width - 58 [2 5/16"]		181 [7 1/8"]
Divider length		Inside cabinet width - 55 [2 3/16"]		



NOV_QS_P930+rail_550_R9006

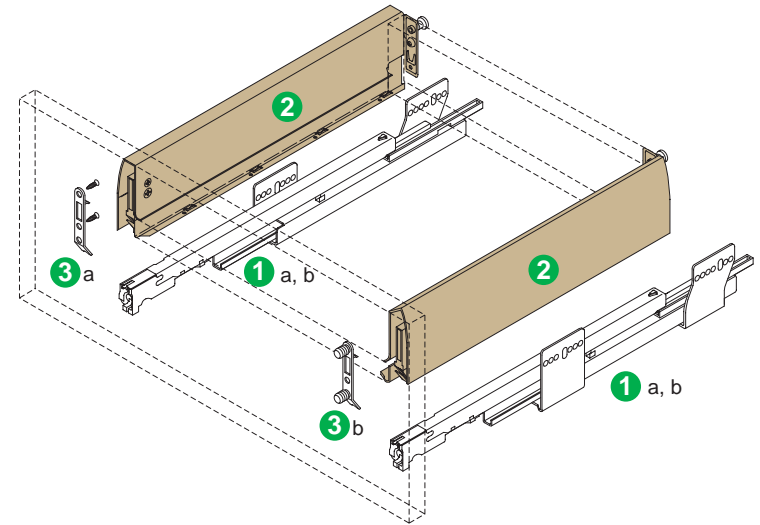
Standard drawer - Champagne color

Series	Side height	Length	Weight capacity - dynamic	Min. opening ht.
P920	90mm [3 1/2"]	500mm [20"] Nom.	Standard = 40 kg. [88 lb.] Heavy Duty = 70 kg. [154 lb]	99.5mm [3 7/8"]

Hardware components required to build one drawer

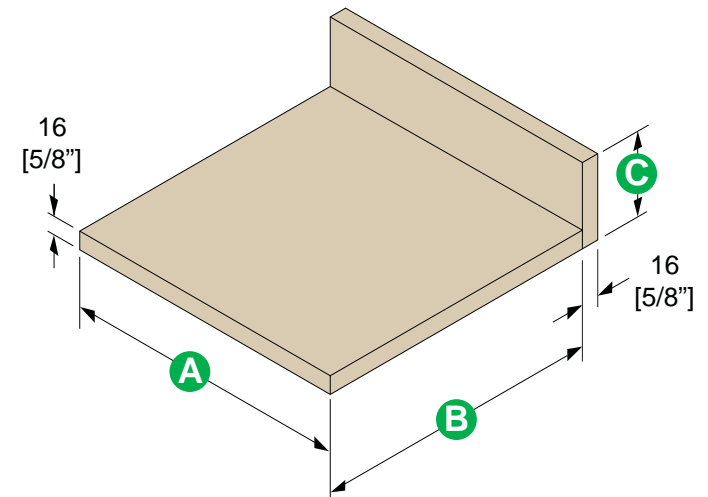
Code	Qty.	Description	Ref. #	Item #	Pkg.
1	1	a - Cabinet member set	P904-500	63668-04	10
		b - HD Cabinet member set	P907-500	63714-04	10
2	1	Drawer member set	P920-500-G0028	68561-04	10
3	2	a - Front bracket, screw-on	7600-SCR-PB	21855-87	100
		b - Front bracket, doweled	7600-DWL-PB	21854-87	100
			7600-DWL	21854-42	100

PB = 20 pcs. / bag, 5 bags / box



Drawer parts

Qty.	Part	A - width	B - length	C - height
1	Bottom	Inside cabinet width - 58 [2 5/16"]	481 [18 15/16"]	
1	Back	Inside cabinet width - 58 [2 5/16"]		84 [3 5/16"]



NOV_QS_P920_500_G0028

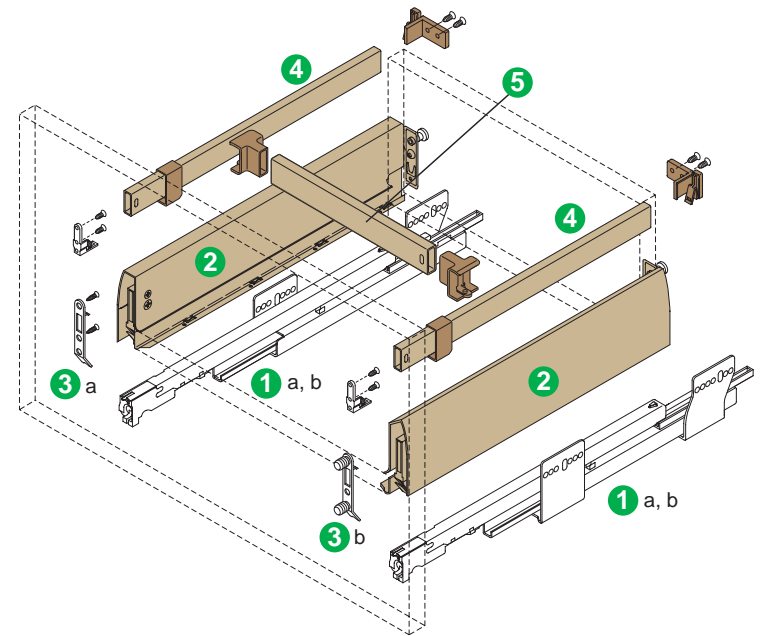
Standard drawer + railing - Champagne color

Series	Side height	Length	Weight capacity - dynamic	Min. opening ht.
P920	90mm [3 1/2"]	500mm [20"] Nom.	Standard = 40 kg. [88 lb.] Heavy Duty = 70 kg. [154 lb]	161.5mm [6 3/8"]

Hardware components required to build one drawer

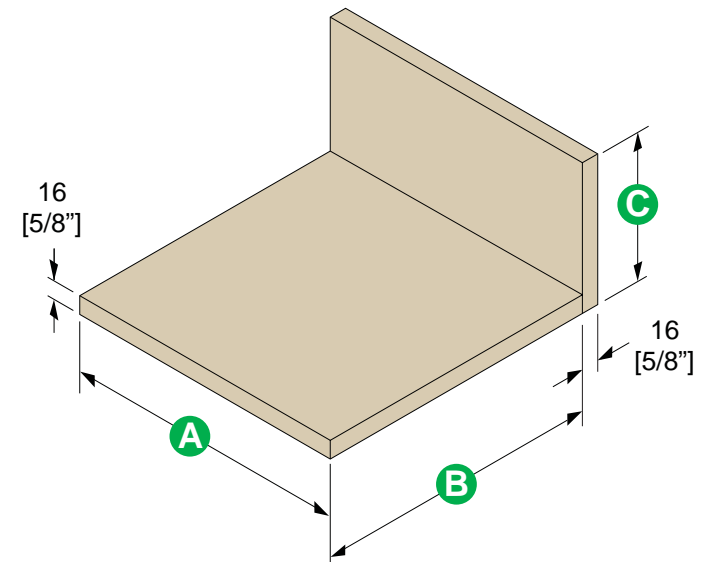
Code	Qty.	Description	Ref. #	Item #	Pkg.
1	1	a - Cabinet member set	P904-500	63668-04	10
		b - HD Cabinet member set	P907-500	63714-04	10
2	1	Drawer member set	P920-500-G0028	68561-04	10
3	2	a - Front bracket, screw-on	7600-SCR-PB	21855-87	100
		b - Front bracket, dowelled	7600-DWL-PB	21854-87	100
			7600-DWL	21854-42	100
4	1	Side railing set	7607-500-G0028	68582-04	10
5	1	Divider set, 24" cabinet	7602-610-G0028	68585-04	10
		Divider set, 36" cabinet	7602-914-G0028	68587-04	10
		Divider set, 47" cabinet	7602-1200-G0028	68590-04	10

PB = 20 pcs. / bag, 5 bags / box



Drawer parts

Qty.	Part	A - width	B - length	C - height
1	Bottom	Inside cabinet width - 58 [2 5/16"]	481 [18 15/16"]	
1	Back	Inside cabinet width - 58 [2 5/16"]		149 [5 7/8"]
Divider length		Inside cabinet width - 55 [2 3/16"]		



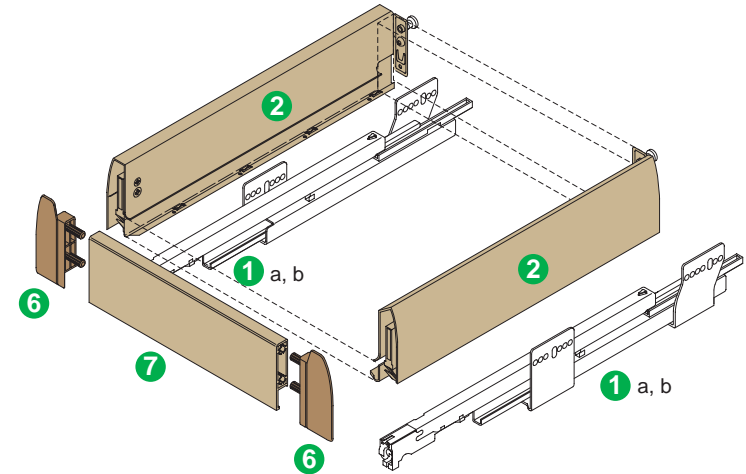
NOV_QS_P920+rail_500_G0028

Interior drawer - Champagne color

Series	Side height	Length	Weight capacity - dynamic	Min. opening ht.
P920	90mm [3 1/2"]	500mm [20"] Nom.	Standard = 40 kg. [88 lb.] Heavy Duty = 70 kg. [154 lb]	99.5mm [3 7/8"]

Hardware components required to build one drawer

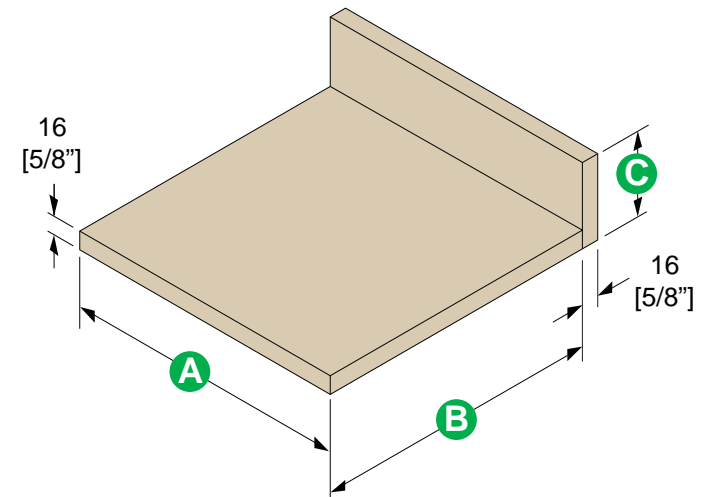
Code	Qty.	Description	Ref. #	Item #	Pkg.
1	1	a - Cabinet member set	P904-500	63668-04	10
		b - HD Cabinet member set	P907-500	63714-04	10
2	1	Drawer member set	P920-500-G0028	68561-04	10
6	1	Front panel holder set	P620-R7006	68591-03	5
7	1	Front panel 24" cabinet	7620-610-G0028	68614-03	5
		Front panel 36" cabinet	7620-914-G0028	68616-03	5
		Front panel 47" cabinet	7620-1200-G0028	68618-03	5



Drawer parts

Qty.	Part	A - width	B - length	C - height
1	Bottom	Inside cabinet width - 58 [2 5/16"] (1)	481 [18 15/16"]	
1	Back	Inside cabinet width - 58 [2 5/16"] (1)		84 [3 5/16"]
Front panel length		Inside cabinet width - 85 [3 3/8"] (1)		

(1) If cabinet member spacers are used, deduct their thickness from the inside cabinet width.



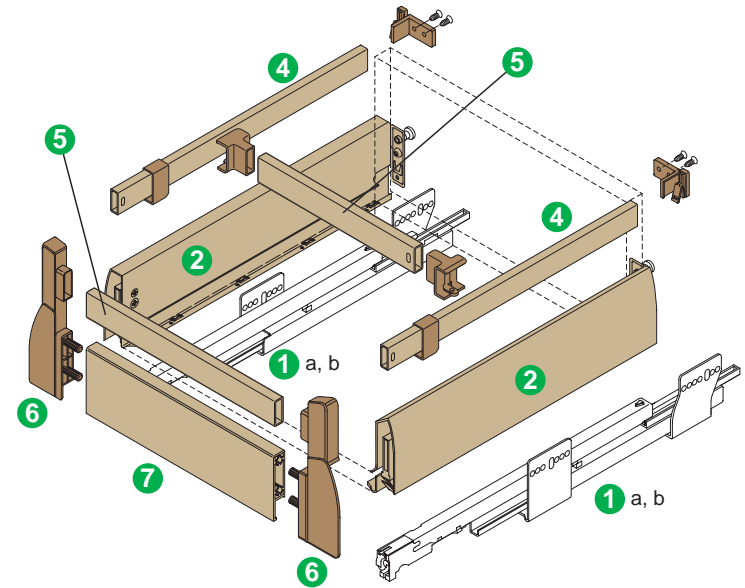
NOV_QS_P920+int_500_G0028

Interior drawer + railing - Champagne color

Series	Side height	Length	Weight capacity - dynamic	Min. opening ht.
P920	90mm [3 1/2"]	500mm [20"] Nom.	Standard = 40 kg. [88 lb.] Heavy Duty = 70 kg. [154 lb]	161.5mm [6 3/8"]

Hardware components required to build one drawer

Code	Qty.	Description	Ref. #	Item #	Pkg.
1	1	a - Cabinet member set	P904-500	63668-04	10
		b - HD Cabinet member set	P907-500	63714-04	10
2	1	Drawer member set	P920-500-G0028	68561-04	10
4	1	Side railing set	7607-500-G0028	68582-04	10
5	1	Divider set, 24" cabinet	7602-610-G0028	68585-04	10
		Divider set, 36" cabinet	7602-914-G0028	68587-04	10
		Divider set, 47" cabinet	7602-1200-G0028	68590-04	10
6	1	Front panel holder set	P620-RAIL-R7006	68594-03	5
7	1	Front panel, 24" cabinet	7620-610-G0028	68614-03	5
		Front panel, 36" cabinet	7620-914-G0028	68616-03	5
		Front panel, 47" cabinet	7620-1200-G0028	68618-03	5

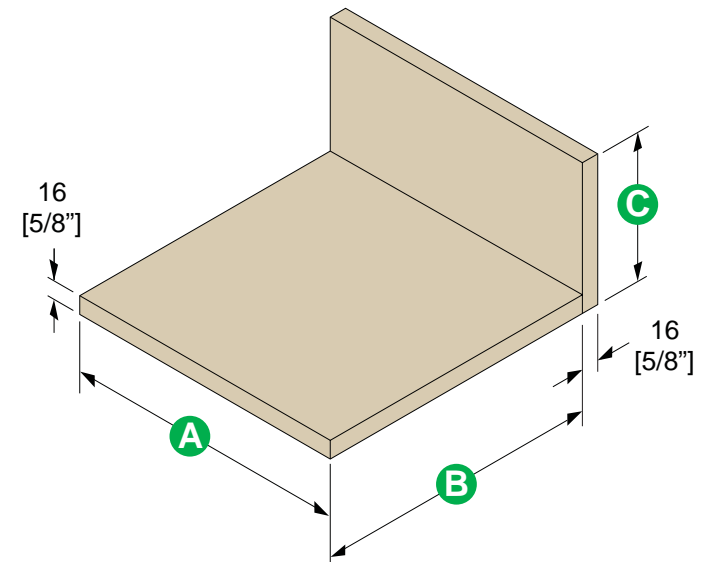


Drawer parts

Qty.	Part	A - width	B - length	C - height
1	Bottom	Inside cabinet width - 58 [2 5/16"] (1)	481 [18 15/16"]	
1	Back	Inside cabinet width - 58 [2 5/16"] (1)		149 [5 7/8"]
Front panel length		Inside cabinet width - 85 [3 3/8"] (1)		
Front rail length		Inside cabinet width - 55 [2 3/16"] (1)		
Divider length		Inside cabinet width - 55 [2 3/16"] (1)		

(1) If cabinet member spacers are used, deduct their thickness from the inside cabinet width.

NOV_QS_P920+int+rail_500_G0028



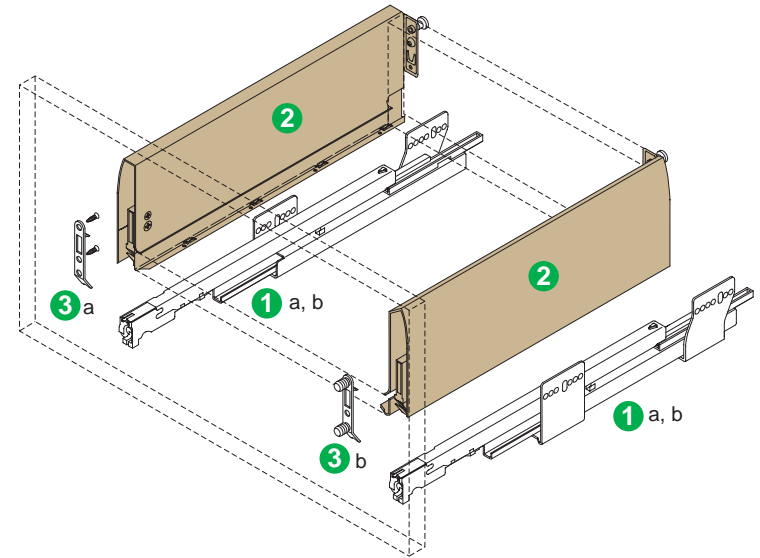
Standard drawer - Champagne color

Series	Side height	Length	Weight capacity - dynamic	Min. opening ht.
P930	122mm [4 3/4"]	500mm [20"] Nom.	Standard = 40 kg. [88 lb.] Heavy Duty = 70 kg. [154 lb]	131.5mm [5 3/16"]

Hardware components required to build one drawer

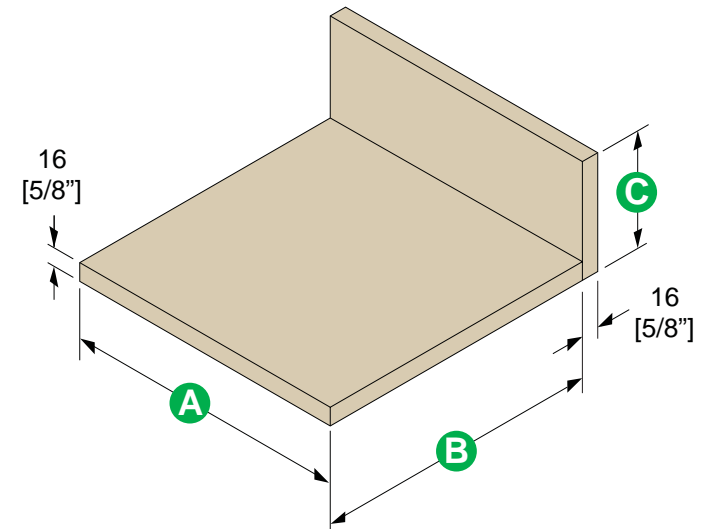
Code	Qty.	Description	Ref. #	Item #	Pkg.
1	1	a - Cabinet member set	P904-500	63668-04	10
		b - HD Cabinet member set	P907-500	63714-04	10
2	1	Drawer member set	P930-500-G0028	68573-04	10
3	2	a - Front bracket, screw-on	7600-SCR-PB	21855-87	100
		b - Front bracket, dowelled	7600-DWL-PB	21854-87	100
			7600-DWL	21854-42	100

PB = 20 pcs. / bag, 5 bags / box



Drawer parts

Qty.	Part	A - width	B - length	C - height
1	Bottom	Inside cabinet width - 58 [2 5/16"]	481 [18 15/16"]	
1	Back	Inside cabinet width - 58 [2 5/16"]		116 [4 9/16"]



NOV_QS_P930_500_G0028

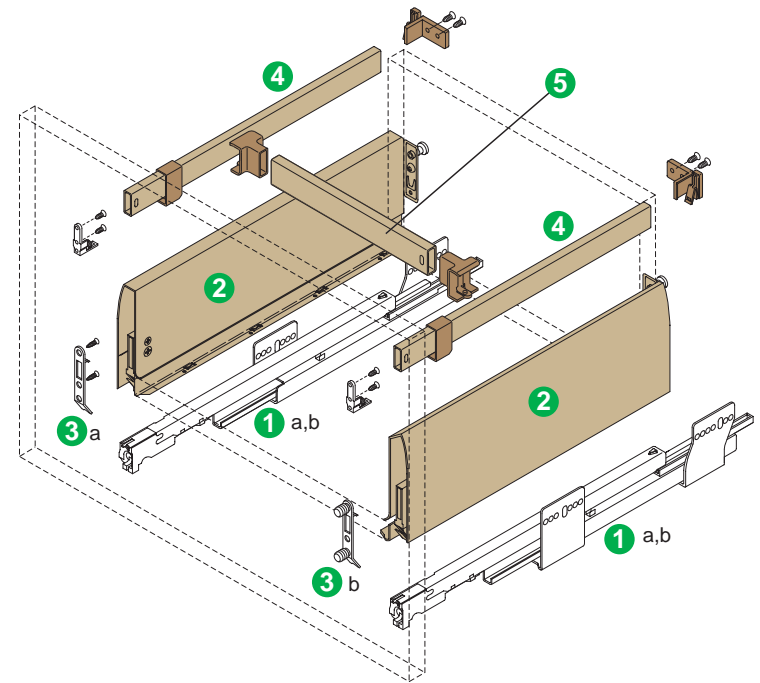
Standard drawer + railing - Champagne color

Series	Side height	Length	Weight capacity - dynamic	Min. opening ht.
P930	122mm [4 3/4"]	500mm [20"] Nom.	Standard = 40 kg. [88 lb.] Heavy Duty = 70 kg. [154 lb]	193.5.5mm [7 5/8"]

Hardware components required to build one drawer

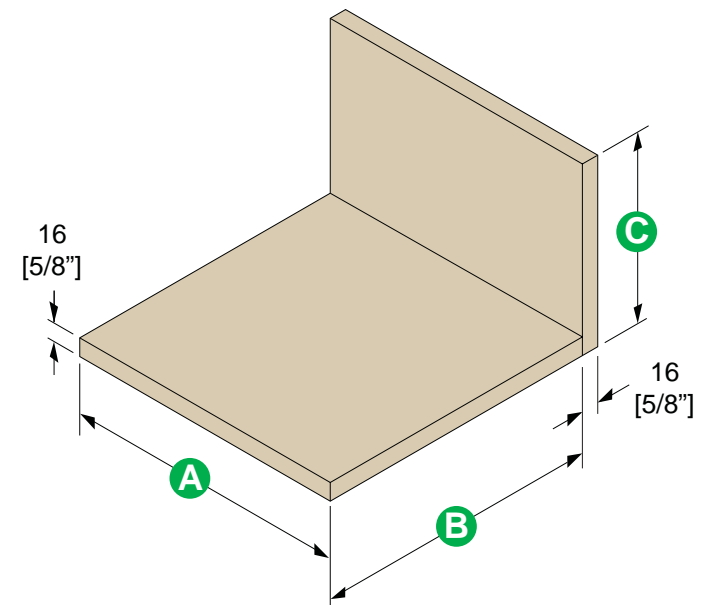
Code	Qty.	Description	Ref. #	Item #	Pkg.
1	1	a - Cabinet member set	P904-500	63668-04	10
		b - HD Cabinet member set	P907-500	63714-04	10
2	1	Drawer member set	P930-500-G0028	68573-04	10
3	2	a - Front bracket, screw-on	7600-SCR-PB	21855-87	100
		b - Front bracket, dowelled	7600-DWL-PB	21854-87	100
4	1	7600-DWL	21854-42	100	
		Side railing set	7607-500-G0028	68582-04	10
5	1	Divider set, 24" cabinet	7602-610-G0028	68585-04	10
		Divider set, 36" cabinet	7602-914-G0028	68587-04	10
		Divider set, 47" cabinet	7602-1200-G0028	68590-04	10

PB = 20 pcs. / bag, 5 bags / box



Drawer parts

Qty.	Part	A - width	B - length	C - height
1	Bottom	Inside cabinet width - 58 [2 5/16"]	481 [18 15/16"]	
1	Back	Inside cabinet width - 58 [2 5/16"]		181 [7 1/8"]
Divider length		Inside cabinet width - 55 [2 3/16"]		



NOV_QS_P930+rail_500_G0028

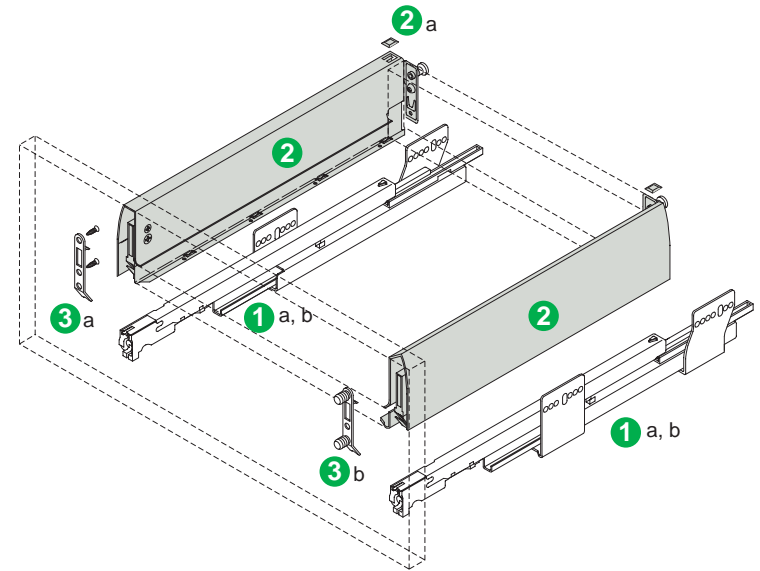
Standard drawer - Metallic

Series	Side height	Length	Weight capacity - dynamic	Min. opening ht.
P920	90mm [3 1/2"]	500mm [20"] Nom.	Standard = 40 kg. [88 lb.] Heavy Duty = 70 kg. [154 lb]	99.5mm [3 7/8"]

Hardware components required to build one drawer

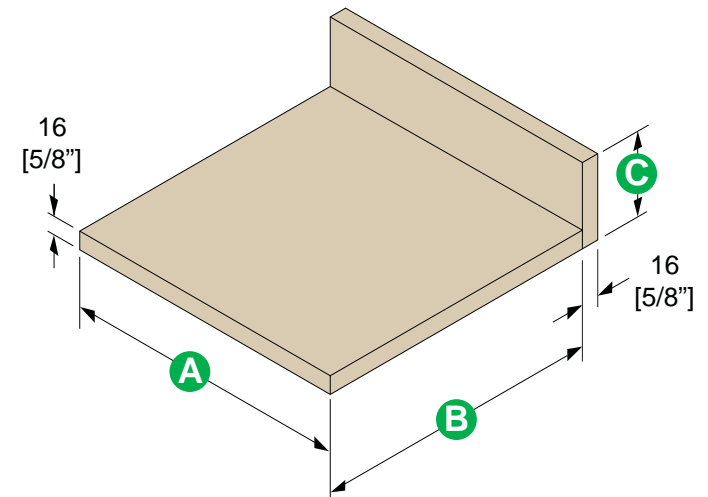
Code	Qty.	Description	Ref. #	Item #	Pkg.
1	1	a - Cabinet member set	P904-500	63668-04	10
		b - HD Cabinet member set	P907-500	63714-04	10
2	1	Drawer member set	P920-500-R9006	65015-04	10
2a	2	U-cover cap	7600-CAP-R9006	25821-41	50
3	2	a - Front bracket, screw-on	7600-SCR-PB	21855-87	100
		b - Front bracket, dowelled	7600-DWL-PB	21854-87	100
			7600-DWL	21854-42	100

PB = 20 pcs. / bag, 5 bags / box



Drawer parts

Qty.	Part	A - width	B - length	C - height
1	Bottom	Inside cabinet width - 58 [2 5/16"]	481 [18 15/16"]	
1	Back	Inside cabinet width - 58 [2 5/16"]		84 [3 5/16"]



NOV_QS_P920_500_R9006

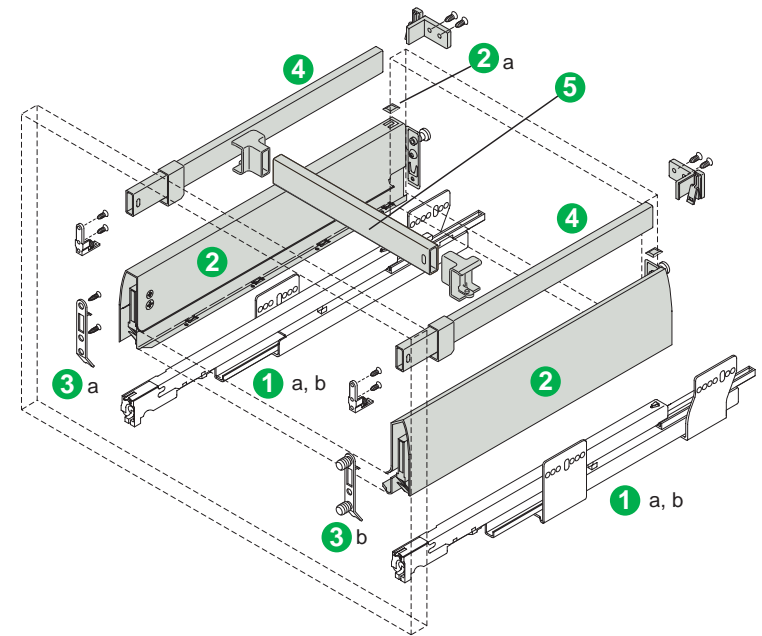
Standard drawer + railing - Metallic color

Series	Side height	Length	Weight capacity - dynamic	Min. opening ht.
P920	90mm [3 1/2"]	500mm [20"] Nom.	Standard = 40 kg. [88 lb.] Heavy Duty = 70 kg. [154 lb]	161.5mm [6 3/8"]

Hardware components required to build one drawer

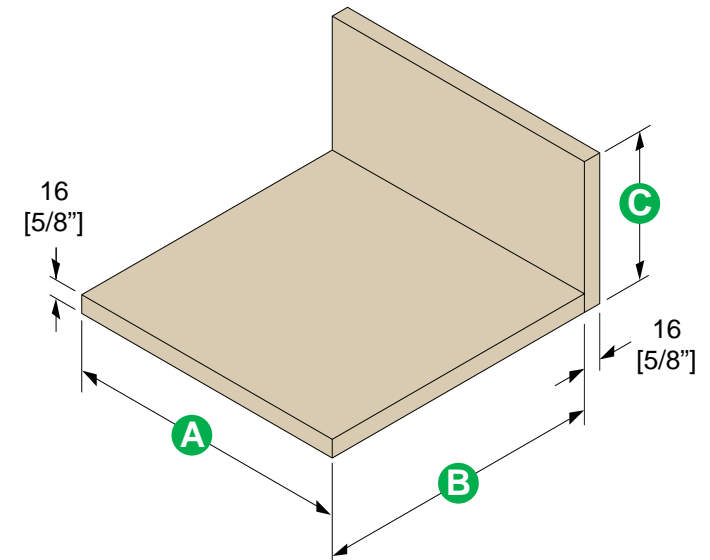
Code	Qty.	Description	Ref. #	Item #	Pkg.
1	1	a - Cabinet member set	P904-500	63668-04	10
		b - HD Cabinet member set	P907-500	63714-04	10
2	1	Drawer member set	P920-500-R9006	65015-04	10
2a	2	U-cover cap	7600-CAP-R9006	25821-41	50
3	2	a - Front bracket, screw-on	7600-SCR-PB	21855-87	100
		b - Front bracket, dowelled	7600-DWL-PB	21854-87	100
			7600-DWL	21854-42	100
4	1	Side railing set	7607-500-R9006	45862-04	10
5	1	Divider set, 24" cabinet	7602-610-R9006	68814-04	10
		Divider set, 36" cabinet	7602-914-R9006	69151-04	10
		Divider set, 47" cabinet	7602-914-R9006	51661-04	10

PB = 20 pcs. / bag, 5 bags / box



Drawer parts

Qty.	Part	A - width	B - length	C - height
1	Bottom	Inside cabinet width - 58 [2 5/16"]	481 [18 15/16"]	
1	Back	Inside cabinet width - 58 [2 5/16"]		149 [5 7/8"]
Divider length		Inside cabinet width - 55 [2 3/16"]		



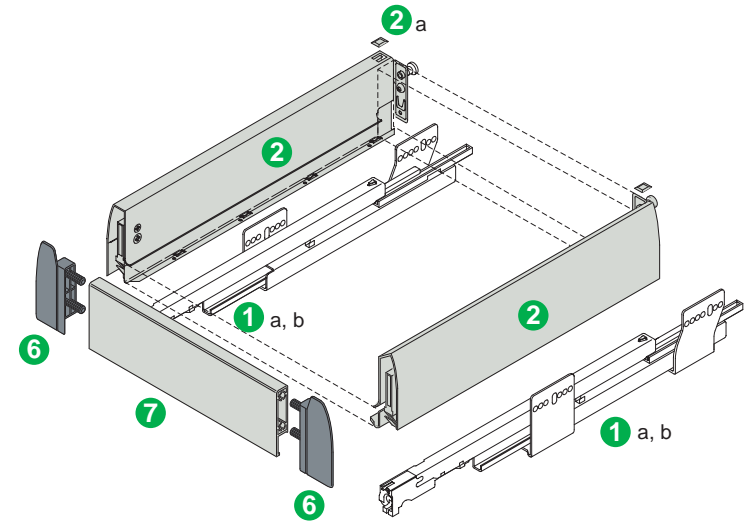
NOV_QS_P920+rail_500_R9006

Interior drawer - Metallic color

Series	Side height	Length	Weight capacity - dynamic	Min. opening ht.
P920	90mm [3 1/2"]	500mm [20"] Nom.	Standard = 40 kg. [88 lb.] Heavy Duty = 70 kg. [154 lb]	99.5mm [3 7/8"]

Hardware components required to build one drawer

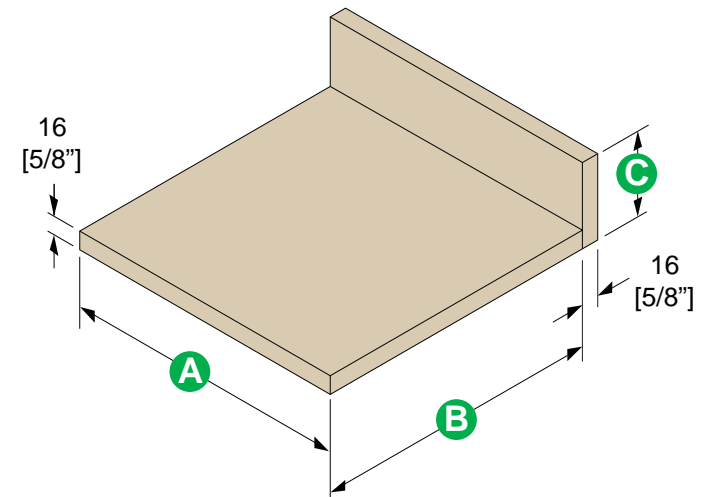
Code	Qty.	Description	Ref. #	Item #	Pkg.
1	1	a - Cabinet member set	P904-500	63668-04	10
		b - HD Cabinet member set	P907-500	63714-04	10
2	1	Drawer member set	P920-500-R9006	65015-04	10
2a	2	U-cover cap	7600-CAP-R9006	25821-41	50
6	1	Front panel holder set	P620-R7016	66500-03	5
7	1	Front panel 24" cabinet	7620-610-R9006	68813-03	5
		Front panel 36" cabinet	7620-914-R9006	69153-03	5
		Front panel 47" cabinet	7620-1200-R9006	51147-03	5



Drawer parts

Qty.	Part	A - width	B - length	C - height
1	Bottom	Inside cabinet width - 58 [2 5/16"] (1)	481 [18 15/16"]	
1	Back	Inside cabinet width - 58 [2 5/16"] (1)		84 [3 5/16"]
Front panel length		Inside cabinet width - 85 [3 3/8"] (1)		

(1) If cabinet member spacers are used, deduct their thickness from the inside cabinet width.



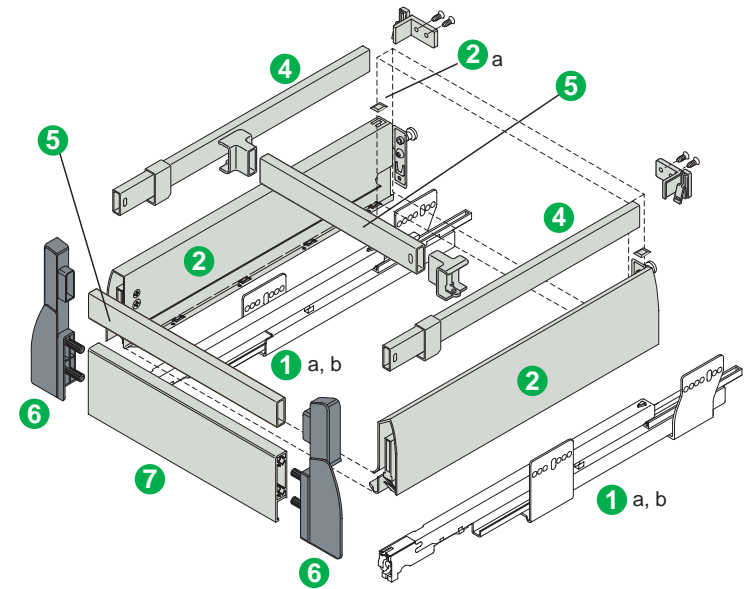
NOV_QS_P920+int_500_R9006

Interior drawer + railing - Metallic color

Series	Side height	Length	Weight capacity - dynamic	Min. opening ht.
P920	90mm [3 1/2"]	500mm [20"] Nom.	Standard = 40 kg. [88 lb.] Heavy Duty = 70 kg. [154 lb]	161.5mm [6 3/8"]

Hardware components required to build one drawer

Code	Qty.	Description	Ref. #	Item #	Pkg.
1	1	a - Cabinet member set	P904-500	63668-04	10
		b - HD Cabinet member set	P907-500	63714-04	10
2	1	Drawer member set	P920-500-R9006	65015-04	10
2a	2	U-cover cap	7600-CAP-R9006	25821-41	50
4	1	Side railing set	7607-500-R9006	45862-04	10
5	1	Divider railing set, 24" cabinet	7602-610-R9006	68814-04	10
		Divider railing set, 36" cabinet	7602-914-R9006	69151-04	10
		Divider railing set, 47" cabinet	7602-1200-R9006	51661-04	10
6	1	Front panel holder set	P620-RAIL-R7016	66501-03	5
7	1	Front panel 24" cabinet	7620-610-R9006	68813-03	5
		Front panel 36" cabinet	7620-914-R9006	69153-03	5
		Front panel 47" cabinet	7620-1200-R9006	51147-03	5

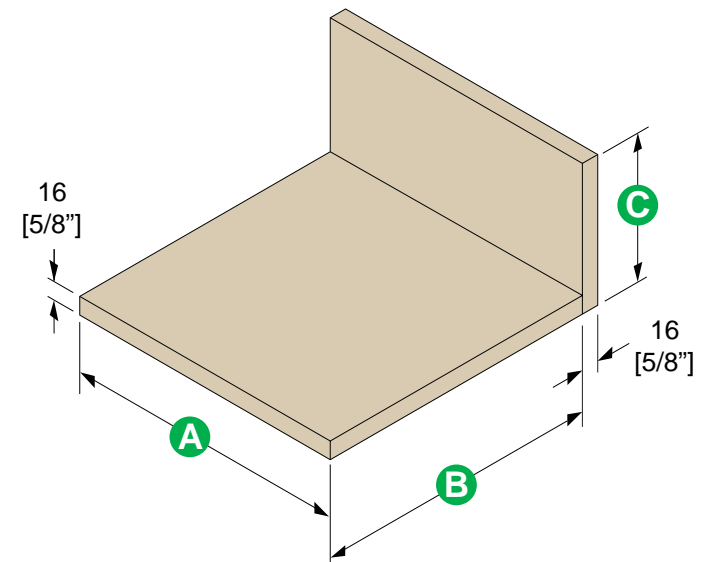


Drawer parts

Qty.	Part	A - width	B - length	C - height
1	Bottom	Inside cabinet width - 58 [2 5/16"] (1)	481 [18 15/16"]	
1	Back	Inside cabinet width - 58 [2 5/16"] (1)		149 [5 7/8"]
Front panel length		Inside cabinet width - 85 [3 3/8"] (1)		
Front rail length		Inside cabinet width - 55 [2 3/16"] (1)		
Divider length		Inside cabinet width - 55 [2 3/16"] (1)		

(1) If cabinet member spacers are used, deduct their thickness from the inside cabinet width.

NOV_QS_P920+int+rail_500_R9006



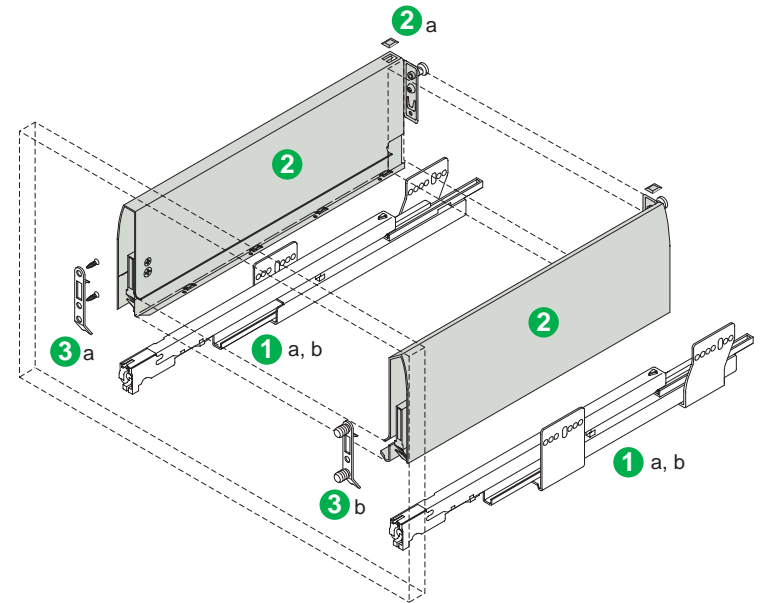
Standard drawer - Metallic color

Series	Side height	Length	Weight capacity - dynamic	Min. opening ht.
P930	122mm [4 3/4"]	500mm [20"] Nom.	Standard = 40 kg. [88 lb.] Heavy Duty = 70 kg. [154 lb]	131.5mm [5 3/16"]

Hardware components required to build one drawer

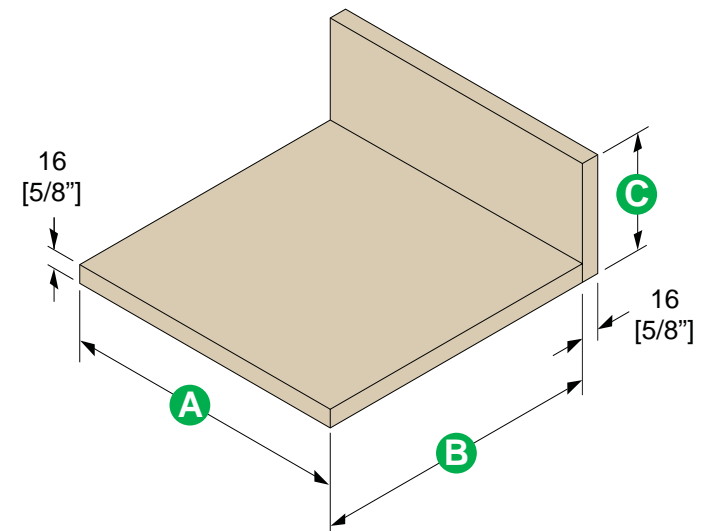
Code	Qty.	Description	Ref. #	Item #	Pkg.
1	1	a - Cabinet member set	P904-500	63668-04	10
		b - HD Cabinet member set	P907-500	63714-04	10
2	1	Drawer member set	P930-500-R9006	65162-04	10
2a	2	U-cover cap	7600-CAP-R9006	25821-41	50
3	2	a - Front bracket, screw-on	7600-SCR-PB	21855-87	100
		b - Front bracket, dowelled	7600-DWL-PB	21854-87	100
			7600-DWL	21854-42	100

PB = 20 pcs. / bag, 5 bags / box



Drawer parts

Qty.	Part	A - width	B - length	C - height
1	Bottom	Inside cabinet width - 58 [2 5/16"]	481 [18 15/16"]	
1	Back	Inside cabinet width - 58 [2 5/16"]		116 [4 9/16"]



NOV_QS_P930_500_R9006

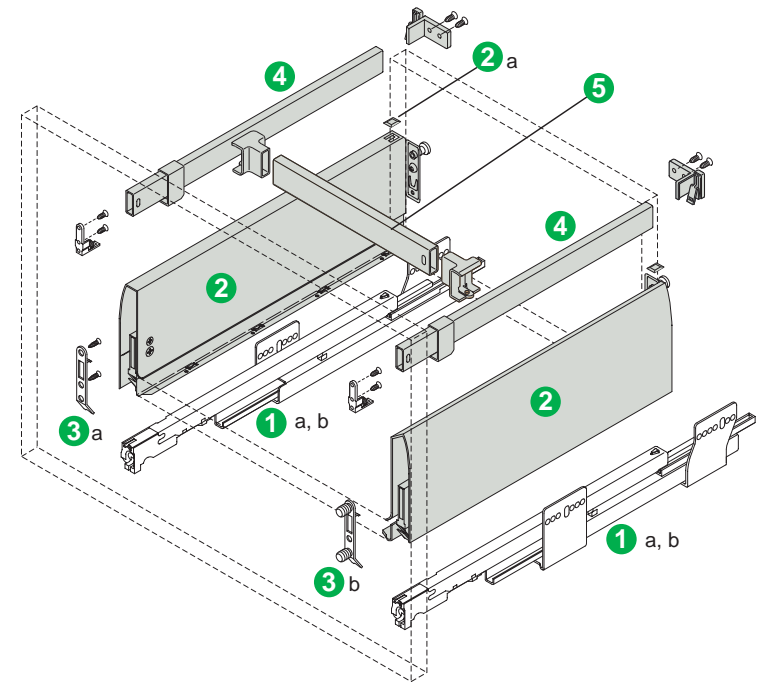
Standard drawer + railing - Metallic color

Series	Side height	Length	Weight capacity - dynamic	Min. opening ht.
P930	122mm [4 3/4"]	500mm [20"] Nom.	Standard = 40 kg. [88 lb.] Heavy Duty = 70 kg. [154 lb]	193.5mm [7 5/8"]

Hardware components required to build one drawer

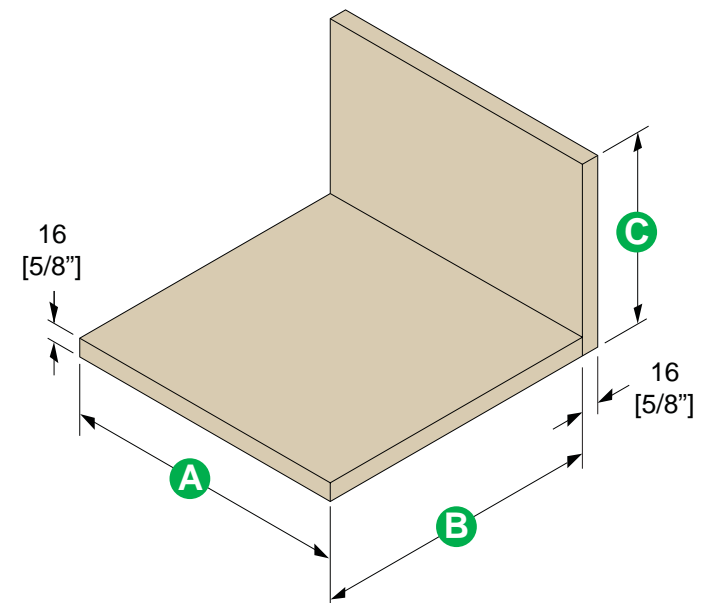
Code	Qty.	Description	Ref. #	Item #	Pkg.
1	1	a - Cabinet member set	P904-500	63668-04	10
		b - HD Cabinet member set	P907-500	63714-04	10
2	1	Drawer member set	P930-500-R9006	65162-04	10
2a	2	U-cover cap	7600-CAP-R9006	25821-41	50
3	2	a - Front bracket, screw-on	7600-SCR-PB	21855-87	100
		b - Front bracket, dowelled	7600-DWL-PB	21854-87	100
3	2		7600-DWL	21854-42	100
4	1	Side railing set	7607-500-R9006	45862-04	10
5	1	Divider set, 24" cabinet	7602-610-R9006	68814-04	10
		Divider set, 36" cabinet	7602-914-R9006	69151-04	10
		Divider set, 47" cabinet	7602-914-R9006	51661-04	10

PB = 20 pcs. / bag, 5 bags / box



Drawer parts

Qty.	Part	A - width	B - length	C - height
1	Bottom	Inside cabinet width - 58 [2 5/16"]	481 [18 15/16"]	
1	Back	Inside cabinet width - 58 [2 5/16"]		181 [7 1/8"]
Divider length		Inside cabinet width - 55 [2 3/16"]		



NOV_QS_P930+rail_500_R9006

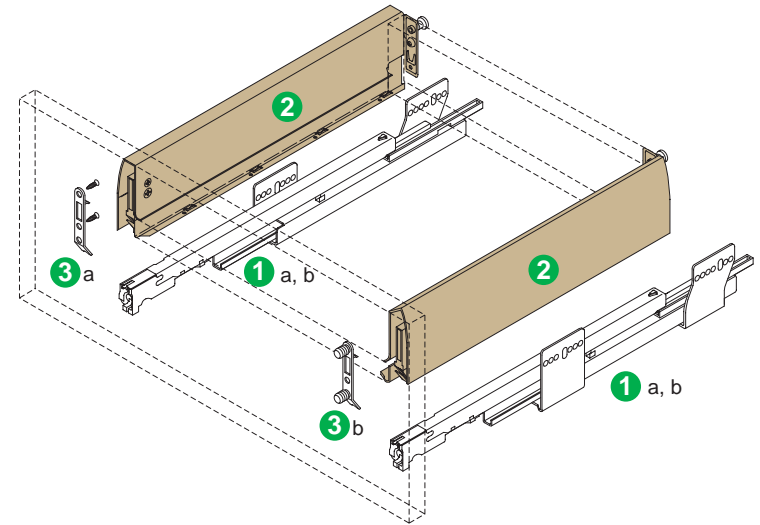
Standard drawer - Champagne color

Series	Side height	Length	Weight capacity - dynamic	Min. opening ht.
P920	90mm [3 1/2"]	450mm [18"] Nom.	Standard = 40 kg. [88 lb.] Heavy Duty = 70 kg. [154 lb]	99.5mm [3 7/8"]

Hardware components required to build one drawer

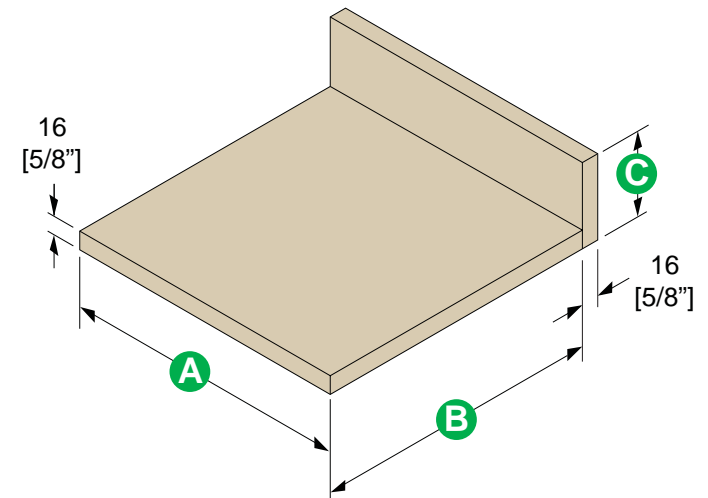
Code	Qty.	Description	Ref. #	Item #	Pkg.
1	1	a - Cabinet member set	P904-450	63667-04	10
		b - HD Cabinet member set	P907-450	63711-04	10
2	1	Drawer member set	P920-450-G0028	68558-04	10
3	2	a - Front bracket, screw-on	7600-SCR-PB	21855-87	100
		b - Front bracket, dowelled	7600-DWL-PB	21854-87	100
			7600-DWL	21854-42	100

PB = 20 pcs. / bag, 5 bags / box



Drawer parts

Qty.	Part	A - width	B - length	C - height
1	Bottom	Inside cabinet width - 58 [2 5/16"]	431 [16 15/16"]	
1	Back	Inside cabinet width - 58 [2 5/16"]		84 [3 5/16"]



NOV_QS_P920_450_G0028

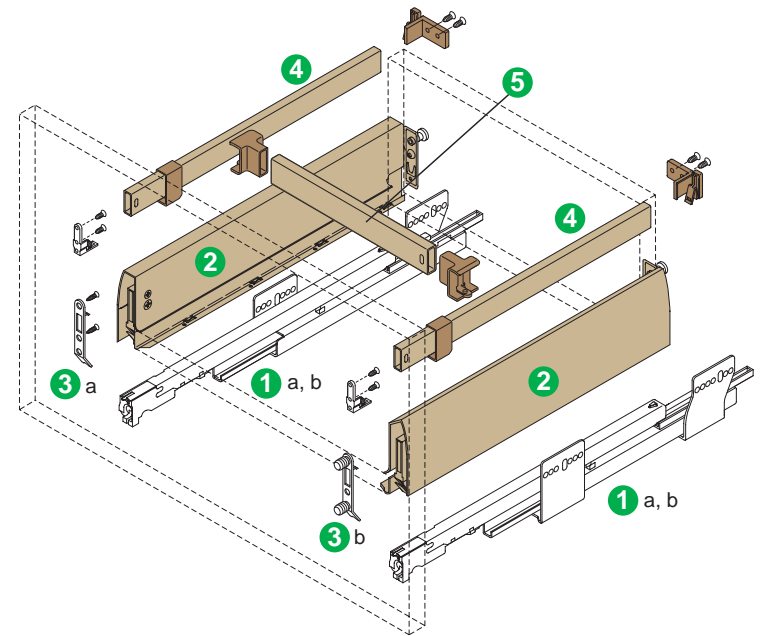
Standard drawer + railing - Champagne color

Series	Side height	Length	Weight capacity - dynamic	Min. opening ht.
P920	90mm [3 1/2"]	450mm [18"] Nom.	Standard = 40 kg. [88 lb.] Heavy Duty = 70 kg. [154 lb]	161.5mm [6 3/8"]

Hardware components required to build one drawer

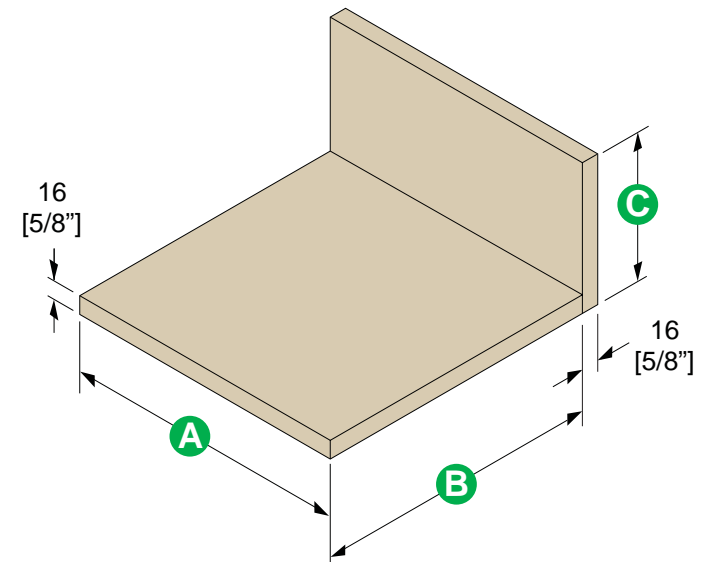
Code	Qty.	Description	Ref. #	Item #	Pkg.
1	1	a - Cabinet member set	P904-450	63667-04	10
		b - HD Cabinet member set	P907-450	63711-04	10
2	1	Drawer member set	P920-450-G0028	68558-04	10
3	2	a - Front bracket, screw-on	7600-SCR-PB	21855-87	100
		b - Front bracket, dowelled	7600-DWL-PB	21854-87	100
			7600-DWL	21854-42	100
4	1	Side railing set	7607-450-G0028	68581-04	10
5	1	Divider set, 24" cabinet	7602-610-G0028	68585-04	10
		Divider set, 36" cabinet	7602-914-G0028	68587-04	10
		Divider set, 47" cabinet	7602-1200-G0028	68590-04	10

PB = 20 pcs. / bag, 5 bags / box



Drawer parts

Qty.	Part	A - width	B - length	C - height
1	Bottom	Inside cabinet width - 58 [2 5/16"]	431 [16 15/16"]	
1	Back	Inside cabinet width - 58 [2 5/16"]		149 [5 7/8"]
Divider length		Inside cabinet width - 55 [2 3/16"]		



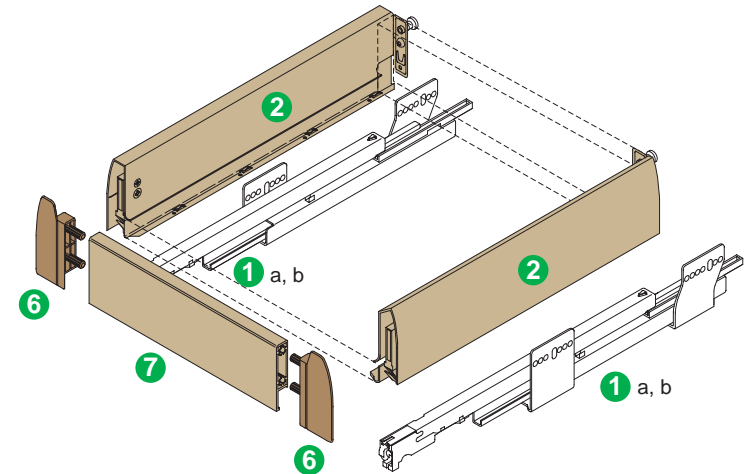
NOV_QS_P920+rail_450_G0028

Interior drawer - Champagne color

Series	Side height	Length	Weight capacity - dynamic	Min. opening ht.
P920	90mm [3 1/2"]	450mm [18"] Nom.	Standard = 40 kg. [88 lb.] Heavy Duty = 70 kg. [154 lb]	99.5mm [3 7/8"]

Hardware components required to build one drawer

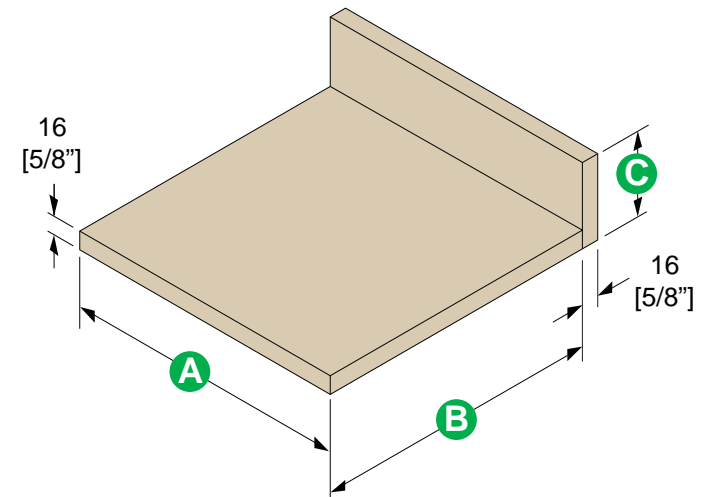
Code	Qty.	Description	Ref. #	Item #	Pkg.
1	1	a - Cabinet member set	P904-450	63667-04	10
		b - HD Cabinet member set	P907-450	63711-04	10
2	1	Drawer member set	P920-450-G0028	68558-04	10
6	1	Front panel holder set	P620-R7006	68591-03	5
7	1	Front panel 24" cabinet	7620-610-G0028	68614-03	5
		Front panel 36" cabinet	7620-914-G0028	68616-03	5
		Front panel 47" cabinet	7620-1200-G0028	69618-03	5



Drawer parts

Qty.	Part	A - width	B - length	C - height
1	Bottom	Inside cabinet width - 58 [2 5/16"] (1)	431 [16 15/16"]	
1	Back	Inside cabinet width - 58 [2 5/16"] (1)		84 [3 5/16"]
Front panel length		Inside cabinet width - 85 [3 3/8"] (1)		

(1) If cabinet member spacers are used, deduct their thickness from the inside cabinet width.



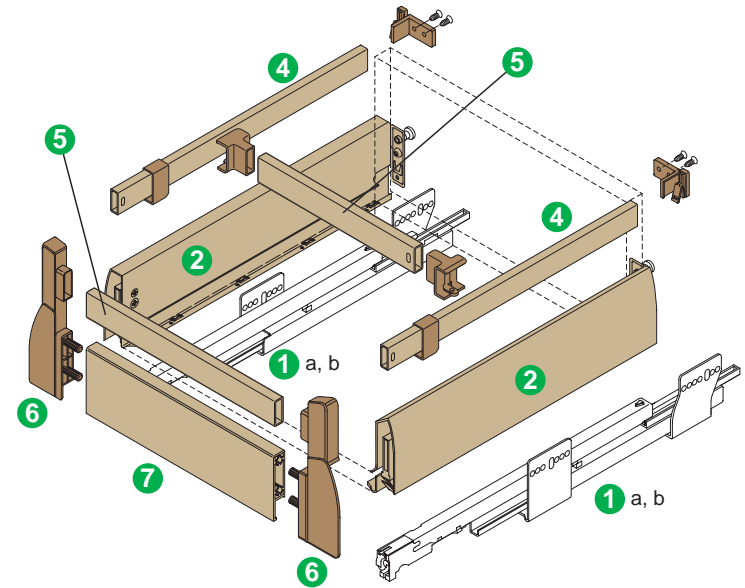
NOV_QS_P920+int_450_G0028

Interior drawer + railing - Champagne color

Series	Side height	Length	Weight capacity - dynamic	Min. opening ht.
P920	90mm [3 1/2"]	450mm [18"] Nom.	Standard = 40 kg. [88 lb.] Heavy Duty = 70 kg. [154 lb]	161.5mm [6 3/8"]

Hardware components required to build one drawer

Code	Qty.	Description	Ref. #	Item #	Pkg.
1	1	a - Cabinet member set	P904-450	63667-04	10
		b - HD Cabinet member set	P907-450	63711-04	10
2	1	Drawer member set	P920-450-G0028	68558-04	10
4	1	Side railing set	7607-450-G0028	68581-04	10
5	1	Divider set, 24" cabinet	7602-610-G0028	68585-04	10
		Divider set, 36" cabinet	7602-914-G0028	68587-04	10
		Divider set, 47" cabinet	7602-1200-G0028	68590-04	10
6	1	Front panel holder set	P620-RAIL-R7006	68594-03	5
7	1	Front panel, 24" cabinet	7620-610-G0028	68614-03	5
		Front panel, 36" cabinet	7620-914-G0028	68616-03	5
		Front panel, 47" cabinet	7620-1200-G0028	69618-03	5

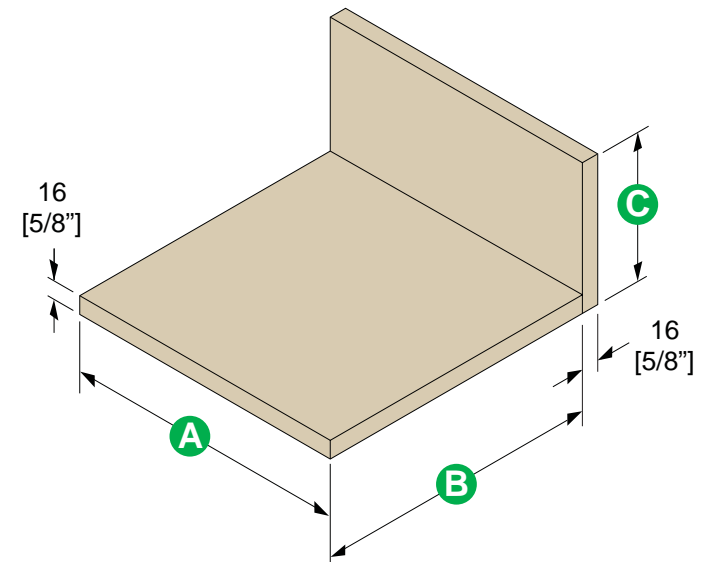


Drawer parts

Qty.	Part	A - width	B - length	C - height
1	Bottom	Inside cabinet width - 58 [2 5/16"] (1)	431 [16 15/16"]	
1	Back	Inside cabinet width - 58 [2 5/16"] (1)		149 [5 7/8"]
Front panel length		Inside cabinet width - 85 [3 3/8"] (1)		
Front rail length		Inside cabinet width - 55 [2 3/16"] (1)		
Divider length		Inside cabinet width - 55 [2 3/16"] (1)		

(1) If cabinet member spacers are used, deduct their thickness from the inside cabinet width.

NOV_QS_P920+int+rail_450_G0028



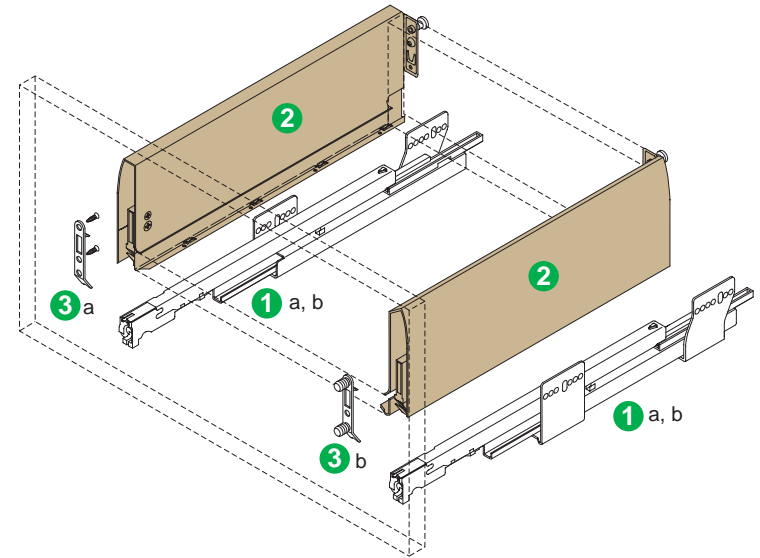
Standard drawer - Champagne color

Series	Side height	Length	Weight capacity - dynamic	Min. opening ht.
P930	122mm [4 3/4"]	450mm [18"] Nom.	Standard = 40 kg. [88 lb.] Heavy Duty = 70 kg. [154 lb]	131.5mm [5 3/16"]

Hardware components required to build one drawer

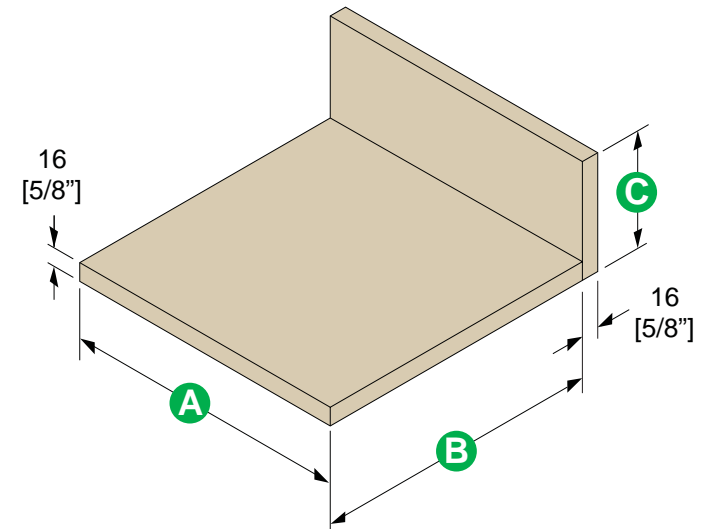
Code	Qty.	Description	Ref. #	Item #	Pkg.
1	1	a - Cabinet member set	P904-450	63667-04	10
		b - HD Cabinet member set	P907-450	63711-04	10
2	1	Drawer member set	P930-450-G0028	68570-04	10
3	2	a - Front bracket, screw-on	7600-SCR-PB	21855-87	100
		b - Front bracket, doweled	7600-DWL-PB	21854-87	100
			7600-DWL	21854-42	100

PB = 20 pcs. / bag, 5 bags / box



Drawer parts

Qty.	Part	A - width	B - length	C - height
1	Bottom	Inside cabinet width - 58 [2 5/16"]	431 [16 15/16"]	
1	Back	Inside cabinet width - 58 [2 5/16"]		116 [4 9/16"]



NOV_QS_P930_450_G0028

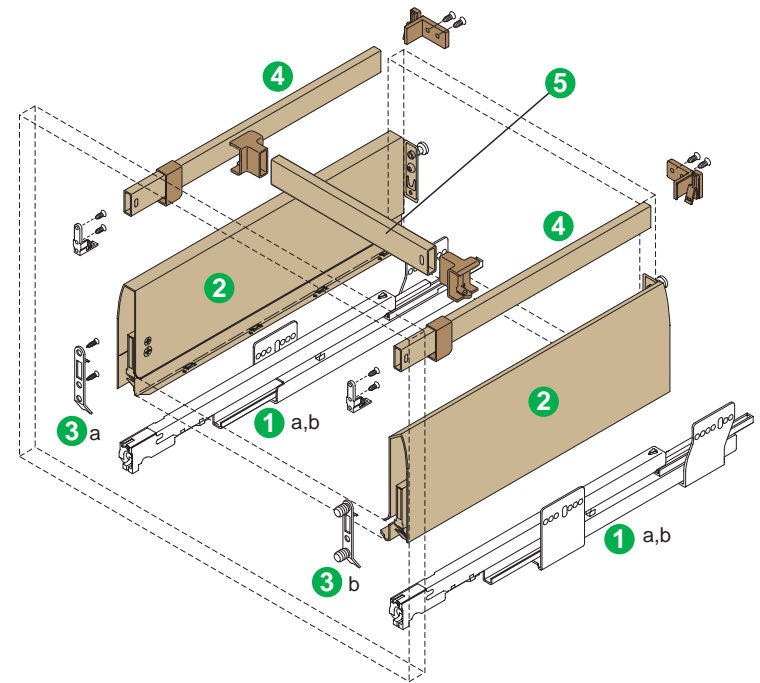
Standard drawer + railing - Champagne color

Series	Side height	Length	Weight capacity - dynamic	Min. opening ht.
P930	122mm [4 3/4"]	450mm [18"] Nom.	Standard = 40 kg. [88 lb.] Heavy Duty = 70 kg. [154 lb]	193.5.5mm [7 5/8"]

Hardware components required to build one drawer

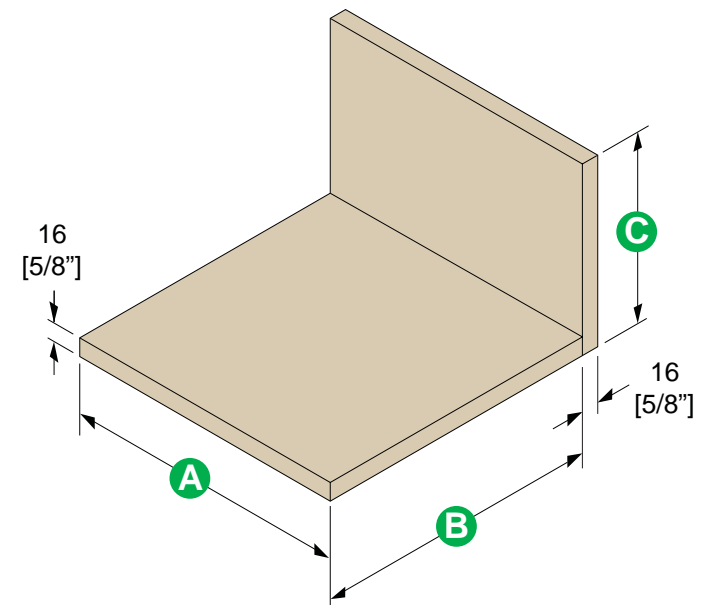
Code	Qty.	Description	Ref. #	Item #	Pkg.
1	1	a - Cabinet member set	P904-450	63667-04	10
		b - HD Cabinet member set	P907-450	63711-04	10
2	1	Drawer member set	P930-450-G0028	68570-04	10
3	2	a - Front bracket, screw-on	7600-SCR-PB	21855-87	100
		b - Front bracket, doweled	7600-DWL-PB	21854-87	100
			7600-DWL	21854-42	100
4	1	Side railing set	7607-450-G0028	68581-04	10
5	1	Divider set, 24" cabinet	7602-610-G0028	68585-04	10
		Divider set, 36" cabinet	7602-914-G0028	68587-04	10
		Divider set, 47" cabinet	7602-1200-G0028	68590-04	10

PB = 20 pcs. / bag, 5 bags / box



Drawer parts

Qty.	Part	A - width	B - length	C - height
1	Bottom	Inside cabinet width - 58 [2 5/16"]	431 [16 15/16"]	
1	Back	Inside cabinet width - 58 [2 5/16"]		181 [7 1/8"]
Divider length		Inside cabinet width - 55 [2 3/16"]		



NOV_QS_P930+rail_450_G0028

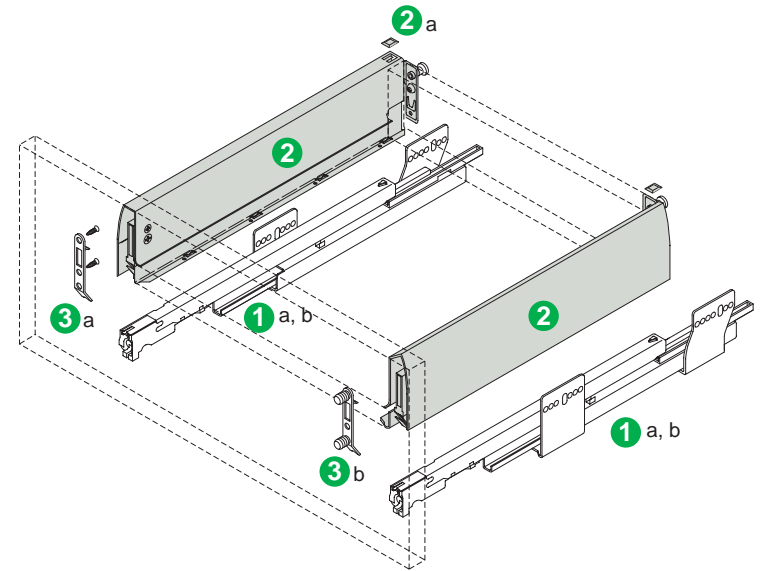
Standard drawer - Metallic

Series	Side height	Length	Weight capacity - dynamic	Min. opening ht.
P920	90mm [3 1/2"]	450mm [18"] Nom.	Standard = 40 kg. [88 lb.] Heavy Duty = 70 kg. [154 lb]	99.5mm [3 7/8"]

Hardware components required to build one drawer

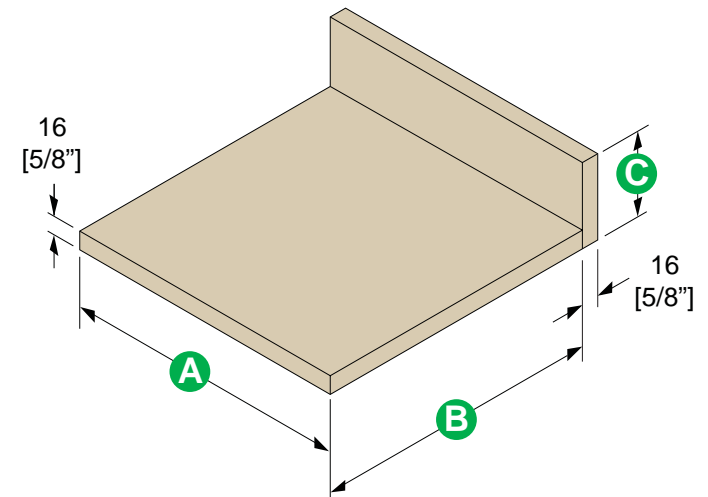
Code	Qty.	Description	Ref. #	Item #	Pkg.
1	1	a - Cabinet member set	P904-450	63667-04	10
		b - HD Cabinet member set	P907-450	63711-04	10
2	1	Drawer member set	P920-450-R9006	65012-04	10
2a	2	U-cover cap	7600-CAP-R9006	25821-41	50
3	2	a - Front bracket, screw-on	7600-SCR-PB	21855-87	100
		b - Front bracket, dowelled	7600-DWL-PB	21854-87	100
			7600-DWL	21854-42	100

PB = 20 pcs. / bag, 5 bags / box



Drawer parts

Qty.	Part	A - width	B - length	C - height
1	Bottom	Inside cabinet width - 58 [2 5/16"]	431 [16 15/16"]	
1	Back	Inside cabinet width - 58 [2 5/16"]		84 [3 5/16"]



NOV_QS_P920_450_R9006

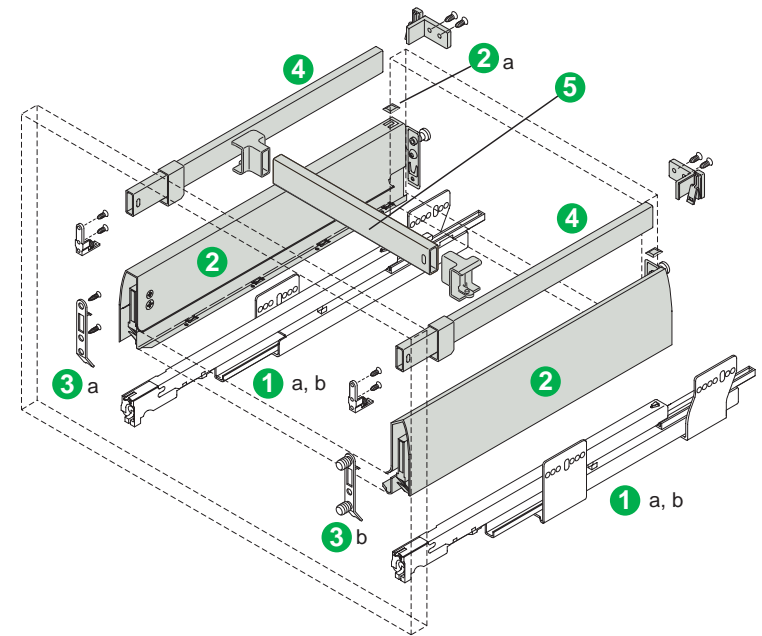
Standard drawer + railing - Metallic color

Series	Side height	Length	Weight capacity - dynamic	Min. opening ht.
P920	90mm [3 1/2"]	450mm 18" Nom.	Standard = 40 kg. [88 lb.] Heavy Duty = 70 kg. [154 lb]	161.5mm [6 3/8"]

Hardware components required to build one drawer

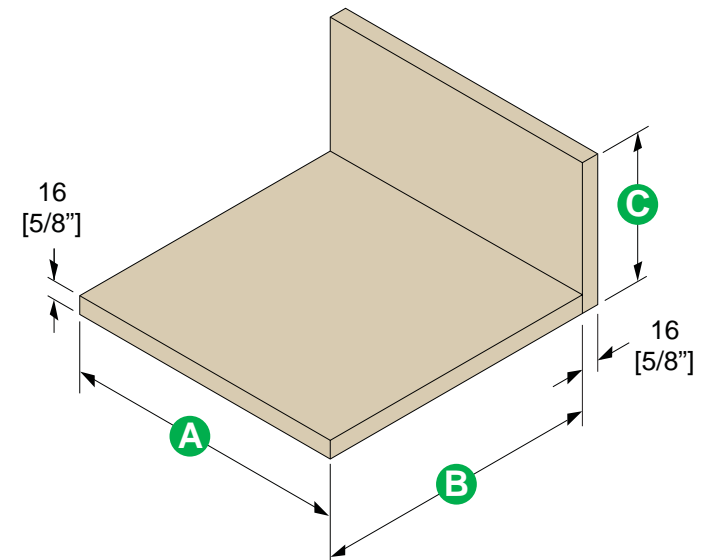
Code	Qty.	Description	Ref. #	Item #	Pkg.
1	1	a - Cabinet member set	P904-450	63667-04	10
		b - HD Cabinet member set	P907-450	63711-04	10
2	1	Drawer member set	P920-450-R9006	65012-04	10
2a	2	U-cover cap	7600-CAP-R9006	25821-41	50
3	2	a - Front bracket, screw-on	7600-SCR-PB	21855-87	100
		b - Front bracket, dowelled	7600-DWL-PB	21854-87	100
			7600-DWL	21854-42	100
4	1	Side railing set	7607-450-R9006	45861-04	10
5	1	Divider set, 24" cabinet	7602-610-R9006	68814-04	10
		Divider set, 36" cabinet	7602-914-R9006	69151-04	10
		Divider set, 47" cabinet	7602-914-R9006	51661-04	10

PB = 20 pcs. / bag, 5 bags / box



Drawer parts

Qty.	Part	A - width	B - length	C - height
1	Bottom	Inside cabinet width - 58 [2 5/16"]	431 [16 15/16"]	
1	Back	Inside cabinet width - 58 [2 5/16"]		149 [5 7/8"]
Divider length		Inside cabinet width - 55 [2 3/16"]		



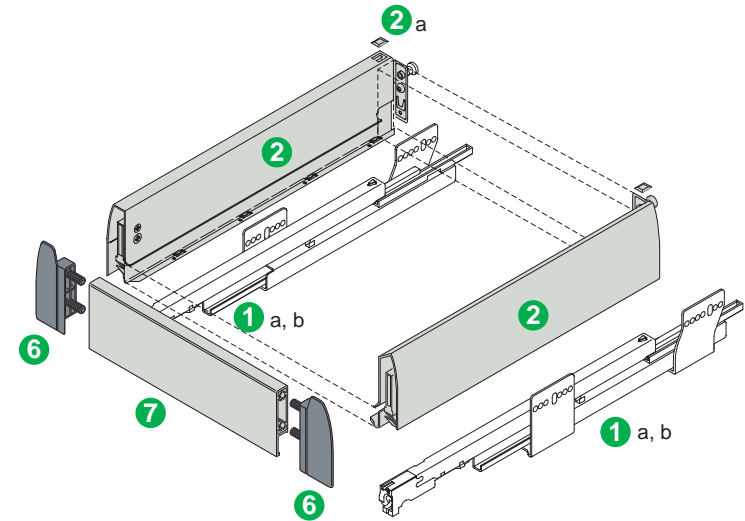
NOV_QS_P920+rail_450_R9006

Interior drawer - Metallic color

Series	Side height	Length	Weight capacity - dynamic	Min. opening ht.
P920	90mm [3 1/2"]	450mm [18"] Nom.	Standard = 40 kg. [88 lb.] Heavy Duty = 70 kg. [154 lb]	99.5mm [3 7/8"]

Hardware components required to build one drawer

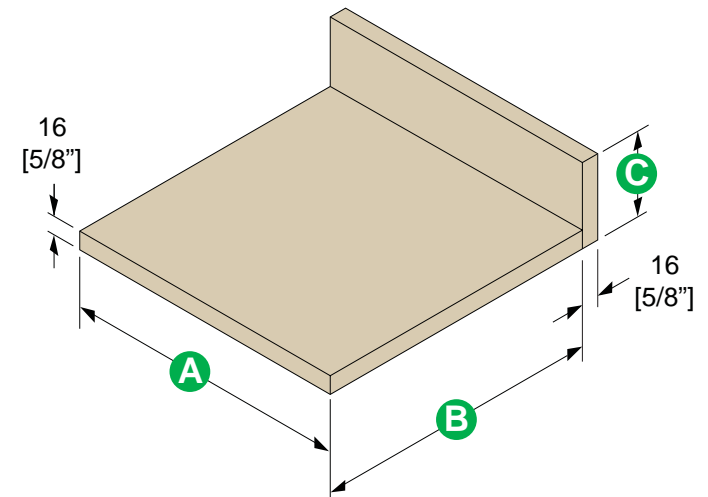
Code	Qty.	Description	Ref. #	Item #	Pkg.
1	1	a - Cabinet member set	P904-450	63667-04	10
		b - HD Cabinet member set	P907-450	63711-04	10
2	1	Drawer member set	P920-450-R9006	65012-04	10
2a	2	U-cover cap	7600-CAP-R9006	25821-41	50
6	1	Front panel holder set	P620-R7016	66500-03	5
7	1	Front panel 24" cabinet	7620-610-R9006	68813-03	5
		Front panel 36" cabinet	7620-914-R9006	69153-03	5
		Front panel 47" cabinet	7620-1200-R9006	51147-03	5



Drawer parts

Qty.	Part	A - width	B - length	C - height
1	Bottom	Inside cabinet width - 58 [2 5/16"] (1)	431 [16 15/16"]	
1	Back	Inside cabinet width - 58 [2 5/16"] (1)		84 [3 5/16"]
Front panel length		Inside cabinet width - 85 [3 3/8"] (1)		

(1) If cabinet member spacers are used, deduct their thickness from the inside cabinet width.



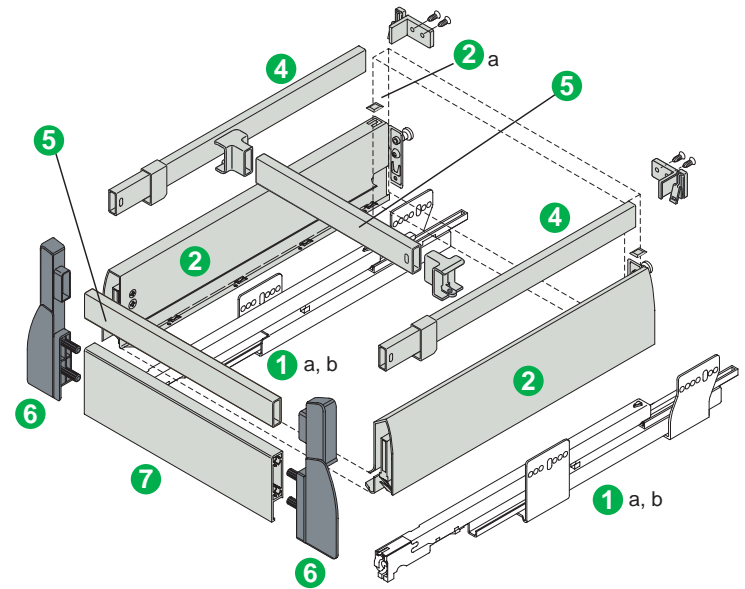
NOV_QS_P920+int_450_R9006

Interior drawer + railing - Metallic color

Series	Side height	Length	Weight capacity - dynamic	Min. opening ht.
P920	90mm [3 1/2"]	450mm [18"] Nom.	Standard = 40 kg. [88 lb.] Heavy Duty = 70 kg. [154 lb]	161.5mm [6 3/8"]

Hardware components required to build one drawer

Code	Qty.	Description	Ref. #	Item #	Pkg.
1	1	a - Cabinet member set	P904-450	63667-04	10
		b - HD Cabinet member set	P907-450	63711-04	10
2	1	Drawer member set	P920-450-R9006	65012-04	10
2a	2	U-cover cap	7600-CAP-R9006	25821-41	50
4	1	Side railing set	7607-450-R9006	45861-04	10
5	1	Divider railing set, 24" cabinet	7602-610-R9006	68814-04	10
		Divider railing set, 36" cabinet	7602-914-R9006	69151-04	10
		Divider railing set, 47" cabinet	7602-1200-R9006	51661-04	10
6	1	Front panel holder set	P620-RAIL-R7016	66501-03	5
7	1	Front panel 24" cabinet	7620-610-R9006	68813-03	5
		Front panel 36" cabinet	7620-914-R9006	69153-03	5
		Front panel 47" cabinet	7620-1200-R9006	51147-03	5

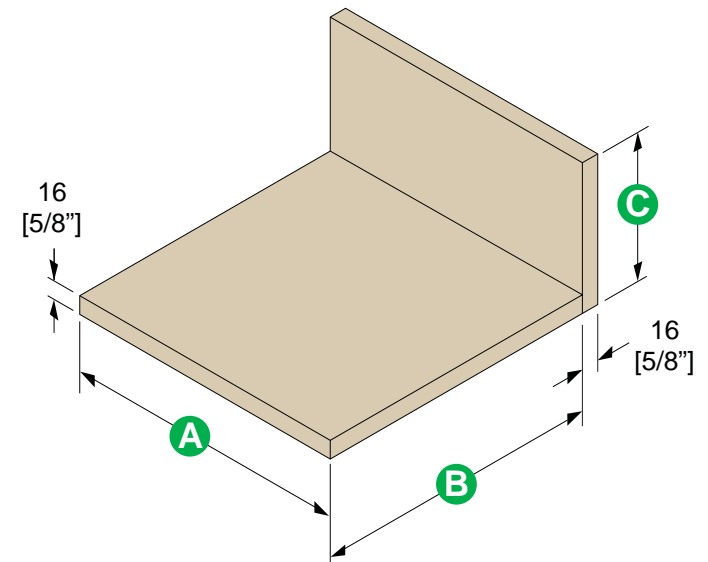


Drawer parts

Qty.	Part	A - width	B - length	C - height
1	Bottom	Inside cabinet width - 58 [2 5/16"] (1)	431 [16 15/16"]	
1	Back	Inside cabinet width - 58 [2 5/16"] (1)		149 [5 7/8"]
Front panel length		Inside cabinet width - 85 [3 3/8"] (1)		
Front rail length		Inside cabinet width - 55 [2 3/16"] (1)		
Divider length		Inside cabinet width - 55 [2 3/16"] (1)		

(1) If cabinet member spacers are used, deduct their thickness from the inside cabinet width.

NOV_QS_P920+int+rail_450_R9006



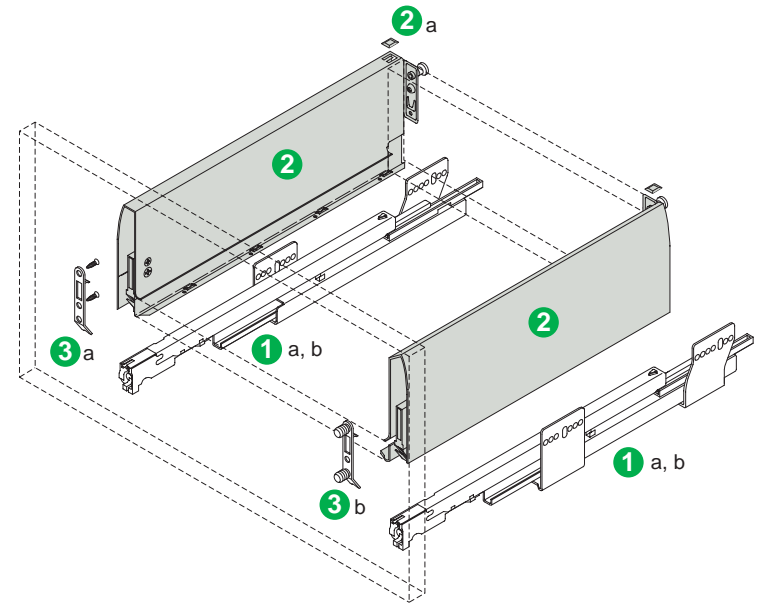
Standard drawer - Metallic color

Series	Side height	Length	Weight capacity - dynamic	Min. opening ht.
P930	122mm [4 3/4"]	450mm [18"] Nom.	Standard = 40 kg. [88 lb.] Heavy Duty = 70 kg. [154 lb]	131.5mm [5 3/16"]

Hardware components required to build one drawer

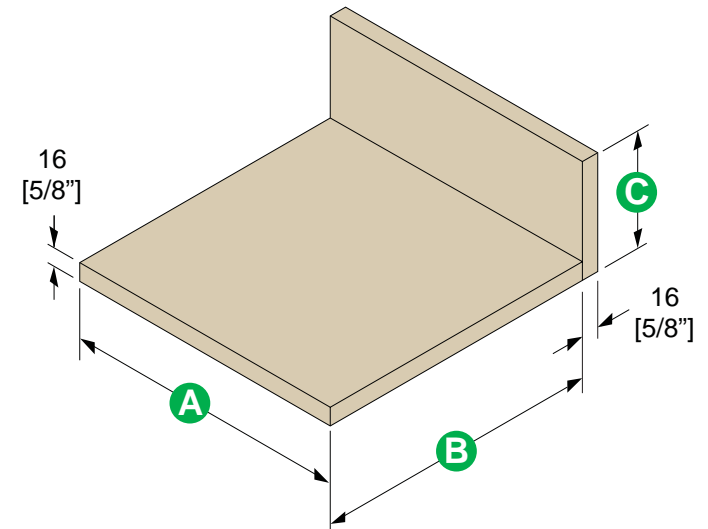
Code	Qty.	Description	Ref. #	Item #	Pkg.
1	1	a - Cabinet member set	P904-450	63667-04	10
		b - HD Cabinet member set	P907-450	63711-04	10
2	1	Drawer member set	P930-450-R9006	65159-04	10
2a	2	U-cover cap	7600-CAP-R9006	25821-41	50
3	2	a - Front bracket, screw-on	7600-SCR-PB	21855-87	100
		b - Front bracket, dowelled	7600-DWL-PB	21854-87	100
			7600-DWL	21854-42	100

PB = 20 pcs. / bag, 5 bags / box



Drawer parts

Qty.	Part	A - width	B - length	C - height
1	Bottom	Inside cabinet width - 58 [2 5/16"]	431 [16 15/16"]	
1	Back	Inside cabinet width - 58 [2 5/16"]		116 [4 9/16"]



NOV_QS_P930_450_R9006

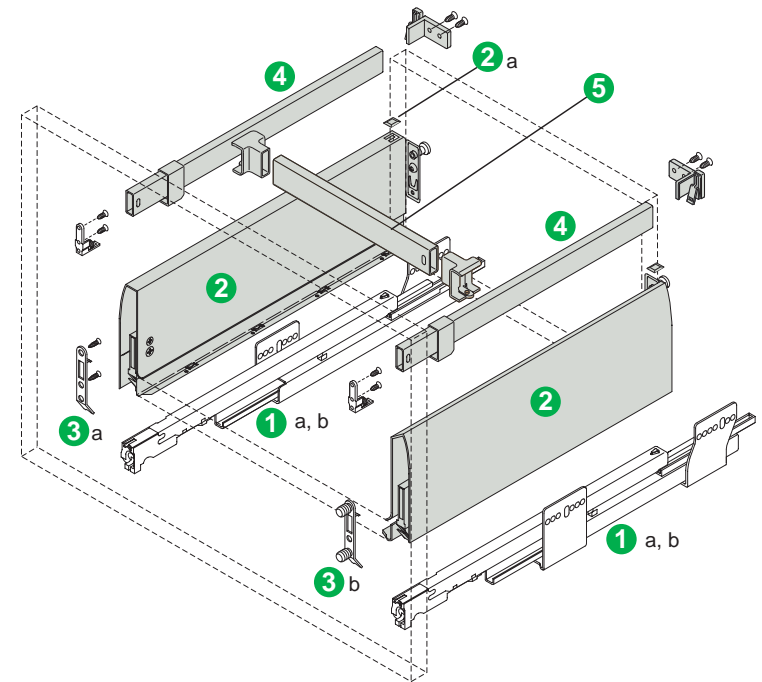
Standard drawer + railing - Metallic color

Series	Side height	Length	Weight capacity - dynamic	Min. opening ht.
P930	122mm [4 3/4"]	450mm [18"] Nom.	Standard = 40 kg. [88 lb.] Heavy Duty = 70 kg. [154 lb]	193.5mm [7 5/8"]

Hardware components required to build one drawer

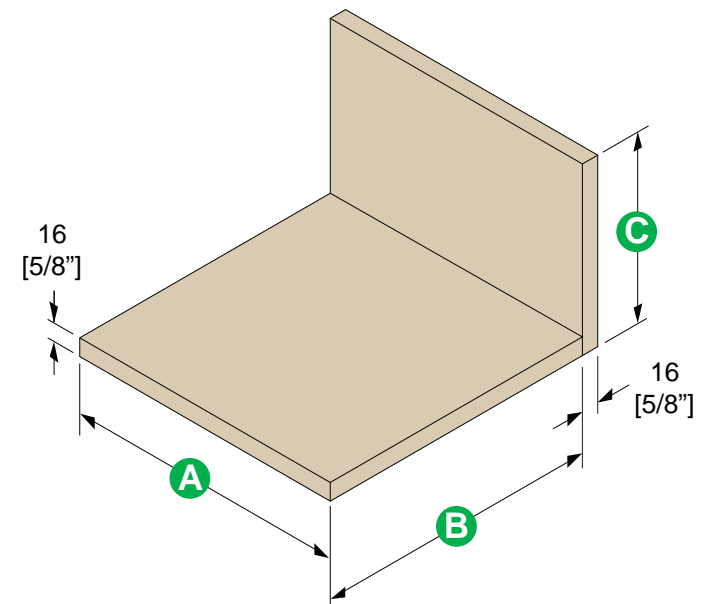
Code	Qty.	Description	Ref. #	Item #	Pkg.
1	1	a - Cabinet member set	P904-450	63667-04	10
		b - HD Cabinet member set	P907-450	63711-04	10
2	1	Drawer member set	P930-450-R9006	65159-04	10
2a	2	U-cover cap	7600-CAP-R9006	25821-41	50
3	2	a - Front bracket, screw-on	7600-SCR-PB	21855-87	100
		b - Front bracket, dowelled	7600-DWL-PB 7600-DWL	21854-87 21854-42	100
4	1	Side railing set	7607-450-R9006	45861-04	10
5	1	Divider set, 24" cabinet	7602-610-R9006	68814-04	10
		Divider set, 36" cabinet	7602-914-R9006	69151-04	10
		Divider set, 47" cabinet	7602-914-R9006	51661-04	10

PB = 20 pcs. / bag, 5 bags / box



Drawer parts

Qty.	Part	A - width	B - length	C - height
1	Bottom	Inside cabinet width - 58 [2 5/16"]	431 [16 15/16"]	
1	Back	Inside cabinet width - 58 [2 5/16"]		181 [7 1/8"]
Divider length		Inside cabinet width - 93 [3 11/16"]		



NOV_QS_P930+rail_450_R9006

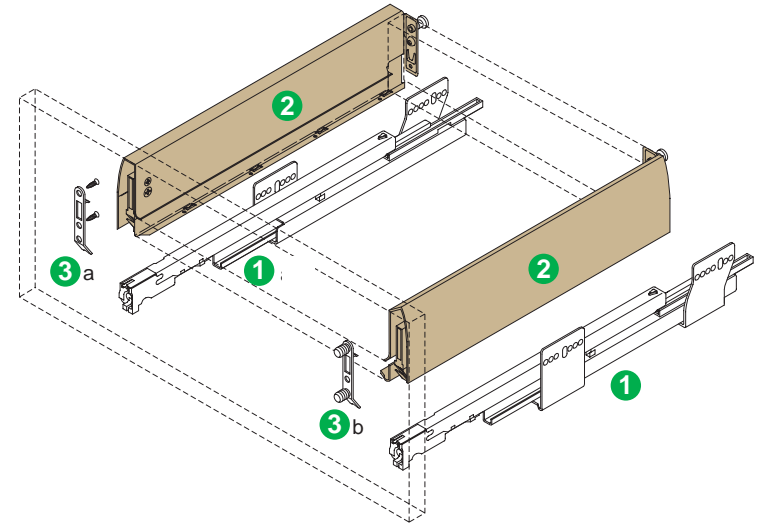
Standard drawer - Champagne color

Series	Side height	Length	Weight capacity - dynamic	Min. opening ht.
P920	90mm [3 1/2"]	400mm [16"] Nom.	Standard = 40 kg. [88 lb.]	99.5mm [3 7/8"]

Hardware components required to build one drawer

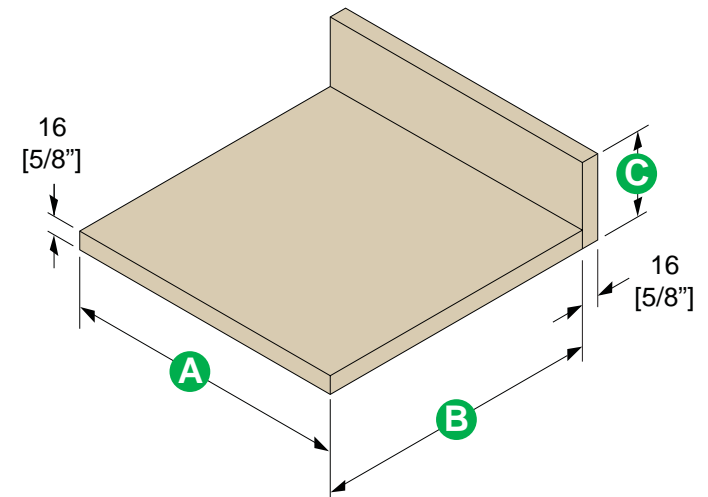
Code	Qty.	Description	Ref. #	Item #	Pkg.
1	1	Cabinet member set	P904-400	63666-04	10
2	1	Drawer member set	P920-400-G0028	68555-04	10
3	2	a - Front bracket, screw-on	7600-SCR-PB	21855-87	100
		b - Front bracket, dowelled	7600-DWL-PB	21854-87	100
			7600-DWL	21854-42	100

PB = 20 pcs. / bag, 5 bags / box



Drawer parts

Qty.	Part	A - width	B - length	C - height
1	Bottom	Inside cabinet width - 58 [2 5/16"]	381 [15"]	
1	Back	Inside cabinet width - 58 [2 5/16"]		84 [3 5/16"]



NOV_QS_P920_400_G0028

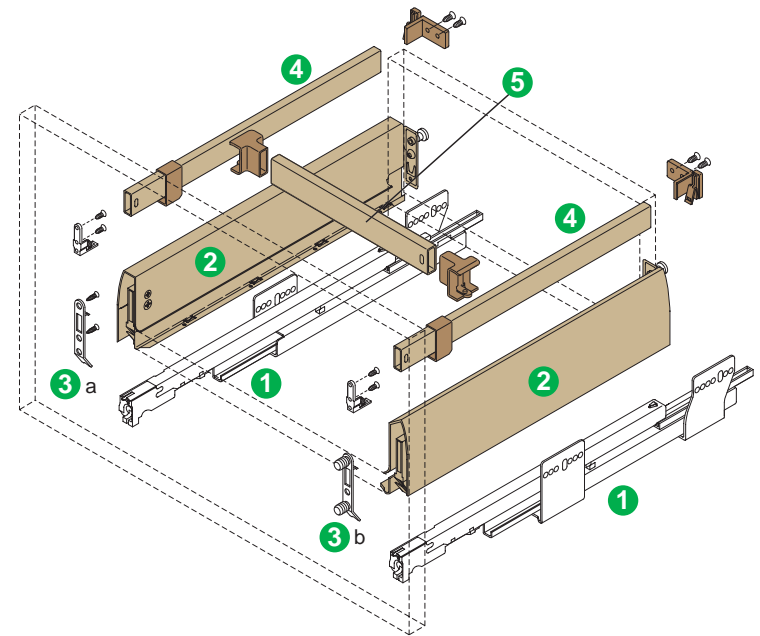
Standard drawer + railing - Champagne color

Series	Side height	Length	Weight capacity - dynamic	Min. opening ht.
P920	90mm [3 1/2"]	400mm [16"] Nom.	Standard = 40 kg. [88 lb.]	161.5mm [6 3/8"]

Hardware components required to build one drawer

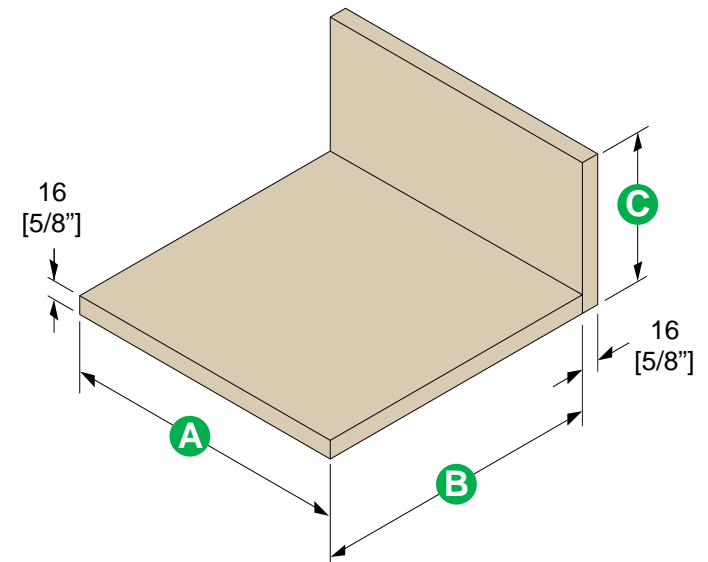
Code	Qty.	Description	Ref. #	Item #	Pkg.
1	1	Cabinet member set	P904-400	63666-04	10
2	1	Drawer member set	P920-400-G0028	68555-04	10
3	2	a - Front bracket, screw-on	7600-SCR-PB	21855-87	100
		b - Front bracket, dowelled	7600-DWL-PB	21854-87	100
			7600-DWL	21854-42	100
4	1	Side railing set	7607-400-G0028	68579-04	10
5	1	Divider set, 24" cabinet	7602-610-G0028	68585-04	10
		Divider set, 36" cabinet	7602-914-G0028	68587-04	10
		Divider set, 47" cabinet	7602-1200-G0028	68590-04	10

PB = 20 pcs. / bag, 5 bags / box



Drawer parts

Qty.	Part	A - width	B - length	C - height
1	Bottom	Inside cabinet width - 58 [2 5/16"]	381 [15"]	
1	Back	Inside cabinet width - 58 [2 5/16"]		149 [5 7/8"]
Divider length		Inside cabinet width - 55 [2 3/16"]		



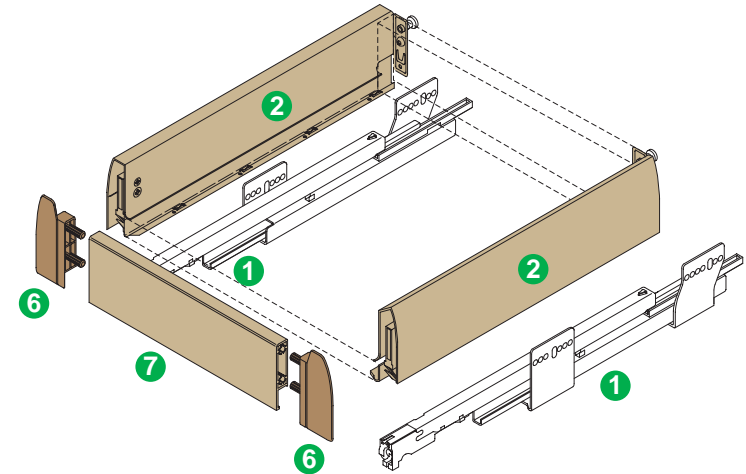
NOV_QS_P920+rail_400_G0028

Interior drawer - Champagne color

Series	Side height	Length	Weight capacity - dynamic	Min. opening ht.
P920	90mm [3 1/2"]	400mm [16"] Nom.	Standard = 40 kg. [88 lb.]	99.5mm [3 7/8"]

Hardware components required to build one drawer

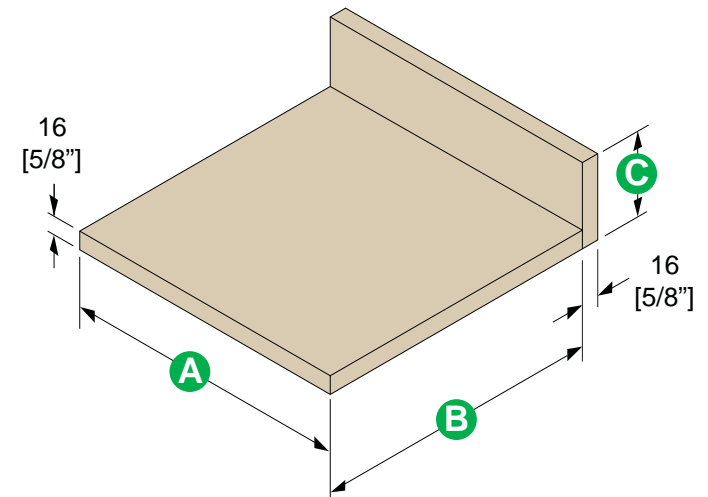
Code	Qty.	Description	Ref. #	Item #	Pkg.
1	1	Cabinet member set	P904-400	63666-04	10
2	1	Drawer member set	P920-400-G0028	68555-04	10
6	1	Interior front bracket set	P620-R7006	68591-03	5
7	1	Front panel 24" cabinet	7620-610-G0028	68614-03	5
		Front panel 36" cabinet	7620-914-G0028	68616-03	5
		Front panel 47" cabinet	7620-1200-G0028	xxxxx-03	5



Drawer parts

Qty.	Part	A - width	B - length	C - height
1	Bottom	Inside cabinet width - 58 [2 5/16"] (1)	381 [15"]	
1	Back	Inside cabinet width - 58 [2 5/16"] (1)		84 [3 5/16"]
Front panel length		Inside cabinet width - 85 [3 3/8"] (1)		

(1) If cabinet member spacers are used, deduct their thickness from the inside cabinet width.



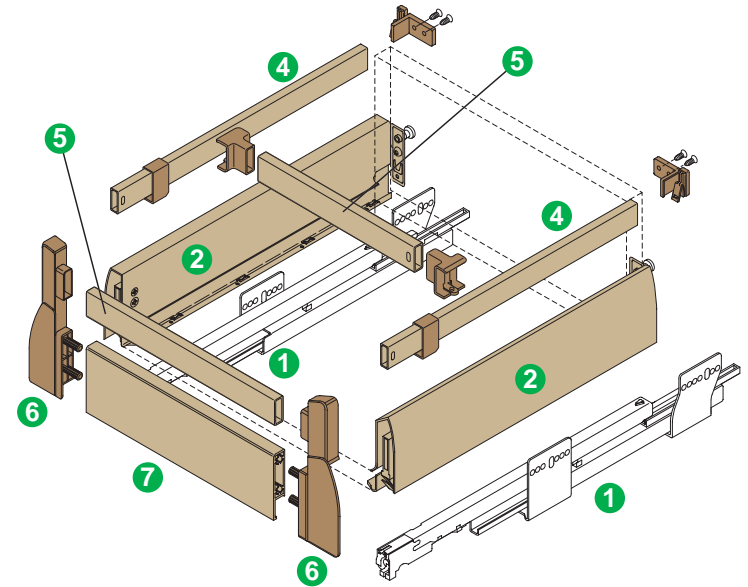
NOV_QS_P920+int_400_G0028

Interior drawer + railing - Champagne color

Series	Side height	Length	Weight capacity - dynamic	Min. opening ht.
P920	90mm [3 1/2"]	400mm [16"] Nom.	Standard = 40 kg. [88 lb.]	161.5mm [6 3/8"]

Hardware components required to build one drawer

Code	Qty.	Description	Ref. #	Item #	Pkg.
1	1	Cabinet member set	P904-400	63666-04	10
2	1	Drawer member set	P920-400-G0028	68555-04	10
4	1	Side railing set	7607-400-G0028	68579-04	10
5	1	Divider set, 24" cabinet	7602-610-G0028	68585-04	10
		Divider set, 36" cabinet	7602-914-G0028	68587-04	10
		Divider set, 47" cabinet	7602-1200-G0028	68590-04	10
6	1	Interior front bracket set	P620-rail-R7006	68594-03	5
7	1	Front panel, 24" cabinet	7620-610-G0028	68614-03	5
		Front panel, 36" cabinet	7620-914-G0028	68616-03	5
		Front panel, 47" cabinet	7620-1200-G0028	68618-03	5

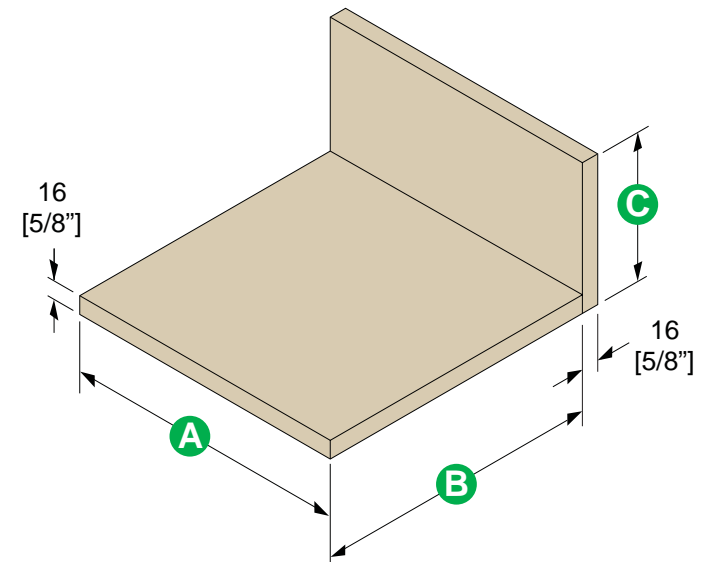


Drawer parts

Qty.	Part	A - width	B - length	C - height
1	Bottom	Inside cabinet width - 58 [2 5/16"] (1)	381 [15"]	
1	Back	Inside cabinet width - 58 [2 5/16"] (1)		149 [5 7/8"]
Front panel length		Inside cabinet width - 85 [3 3/8"] (1)		
Front rail length		Inside cabinet width - 55 [2 3/16"] (1)		
Divider length		Inside cabinet width - 55 [2 3/16"] (1)		

(1) If cabinet member spacers are used, deduct their thickness from the inside cabinet width.

NOV_QS_P920+int+rail_400_G0028



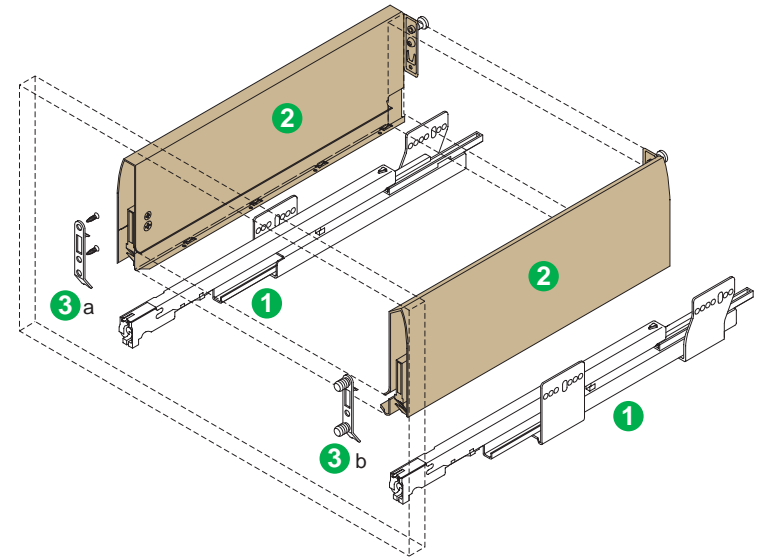
Standard drawer - Champagne color

Series	Side height	Length	Weight capacity - dynamic	Min. opening ht.
P930	122mm [4 3/4"]	400mm [16"] Nom.	Standard = 40 kg. [88 lb.]	131.5mm [5 3/16"]

Hardware components required to build one drawer

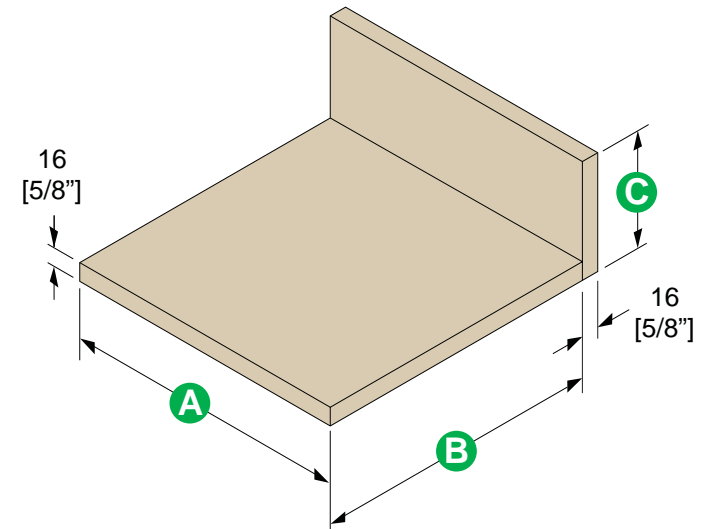
Code	Qty.	Description	Ref. #	Item #	Pkg.
1	1	Cabinet member set	P904-400	63666-04	10
2	1	Drawer member set	P930-400-G0028	68567-04	10
3	2	a - Front bracket, screw-on	7600-SCR-PB	21855-87	100
		b - Front bracket, dowelled	7600-DWL-PB	21854-87	100
			7600-DWL	21854-42	100

PB = 20 pcs. / bag, 5 bags / box



Drawer parts

Qty.	Part	A - width	B - length	C - height
1	Bottom	Inside cabinet width - 58 [2 5/16"]	381 [15"]	
1	Back	Inside cabinet width - 58 [2 5/16"]		116 [4 9/16"]



NOV_QS_P930_400_G0028

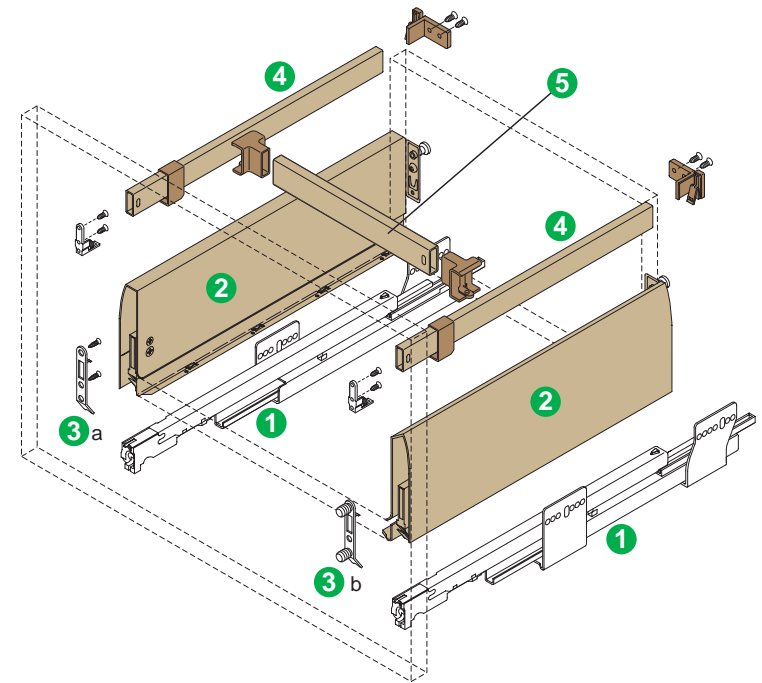
Standard drawer + railing - Champagne color

Series	Side height	Length	Weight capacity - dynamic	Min. opening ht.
P930	122mm [4 3/4"]	400mm [16"] Nom.	Standard = 40 kg. [88 lb.]	193.5.5mm [7 5/8"]

Hardware components required to build one drawer

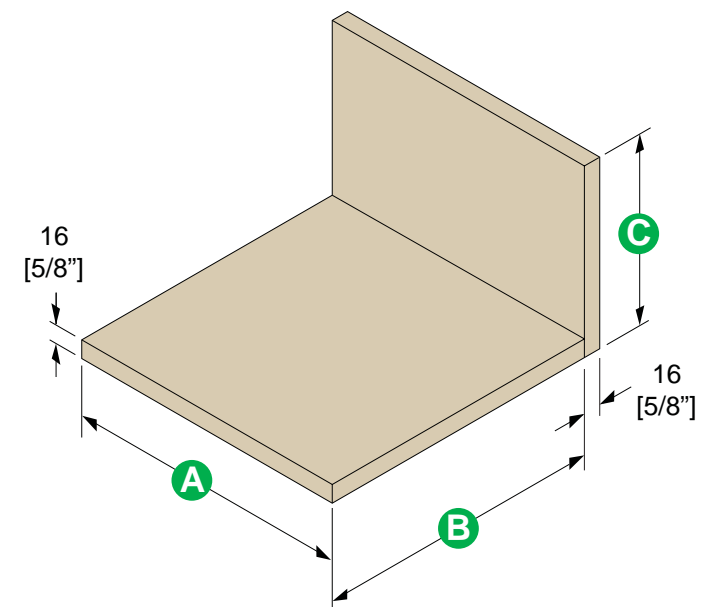
Code	Qty.	Description	Ref. #	Item #	Pkg.
1	1	Cabinet member set	P904-400	63666-04	10
2	1	Drawer member set	P930-400-G0028	68567-04	10
3	2	a - Front bracket, screw-on	7600-SCR-PB	21855-87	100
		b - Front bracket, dowelled	7600-DWL-PB	21854-87	100
			7600-DWL	21854-42	100
4	1	Side railing set	7607-400-G0028	68579-04	10
5	1	Divider set, 24" cabinet	7602-610-G0028	68585-04	10
		Divider set, 36" cabinet	7602-914-G0028	68587-04	10
		Divider set, 47" cabinet	7602-1200-G0028	68590-04	10

PB = 20 pcs. / bag, 5 bags / box



Drawer parts

Qty.	Part	A - width	B - length	C - height
1	Bottom	Inside cabinet width - 58 [2 5/16"]	381 [15"]	
1	Back	Inside cabinet width - 58 [2 5/16"]		181 [7 1/8"]
Divider length		Inside cabinet width - 55 [2 3/16"]		



NOV_QS_P930+rail_400_G0028

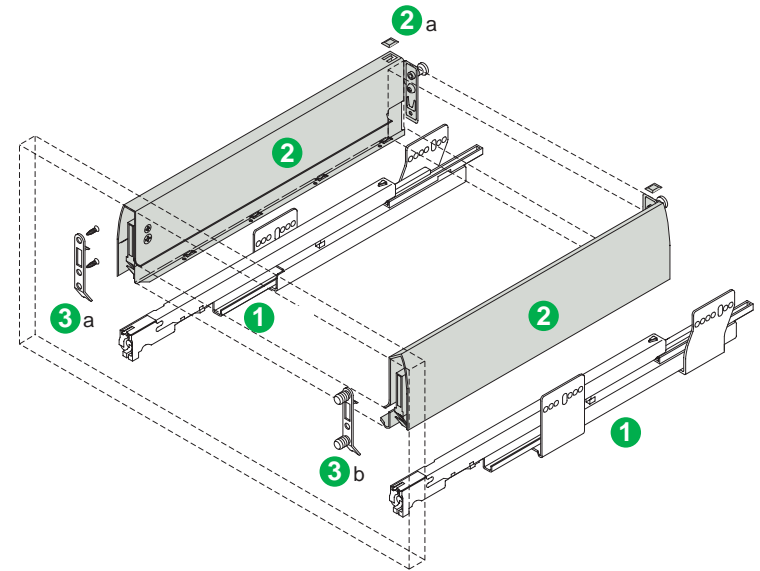
Standard drawer - Metallic

Series	Side height	Length	Weight capacity - dynamic	Min. opening ht.
P920	90mm [3 1/2"]	400mm [16"] Nom.	Standard = 40 kg. [88 lb.]	99.5mm [3 7/8"]

Hardware components required to build one drawer

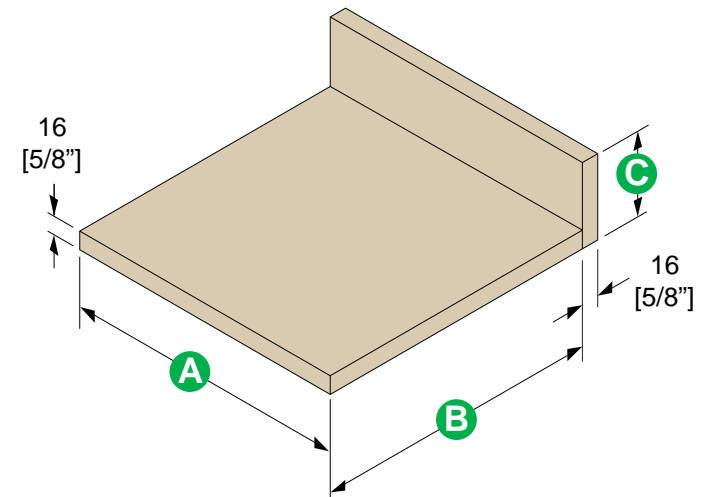
Code	Qty.	Description	Ref. #	Item #	Pkg.
1	1	Cabinet member set	P904-400	63666-04	10
2	1	Drawer member set	P920-400-R9006	65009-04	10
2a	2	U-cover cap	7600-CAP-R9006	25821-41	50
3	2	a - Front bracket, screw-on	7600-SCR-PB	21855-87	100
		b - Front bracket, dowelled	7600-DWL-PB	21854-87	100
			7600-DWL	21854-42	100

PB = 20 pcs. / bag, 5 bags / box



Drawer parts

Qty.	Part	A - width	B - length	C - height
1	Bottom	Inside cabinet width - 58 [2 5/16"]	381 [15"]	
1	Back	Inside cabinet width - 58 [2 5/16"]		84 [3 5/16"]



NOV_QS_P920_400_R9006

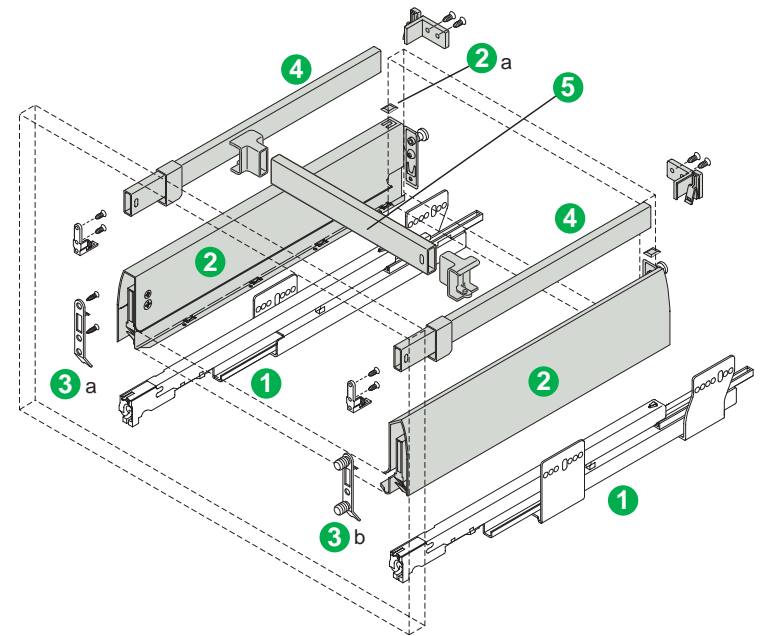
Standard drawer + railing - Metallic color

Series	Side height	Length	Weight capacity - dynamic	Min. opening ht.
P920	90mm [3 1/2"]	400mm [16"] Nom.	Standard = 40 kg. [88 lb.]	161.5mm [6 3/8"]

Hardware components required to build one drawer

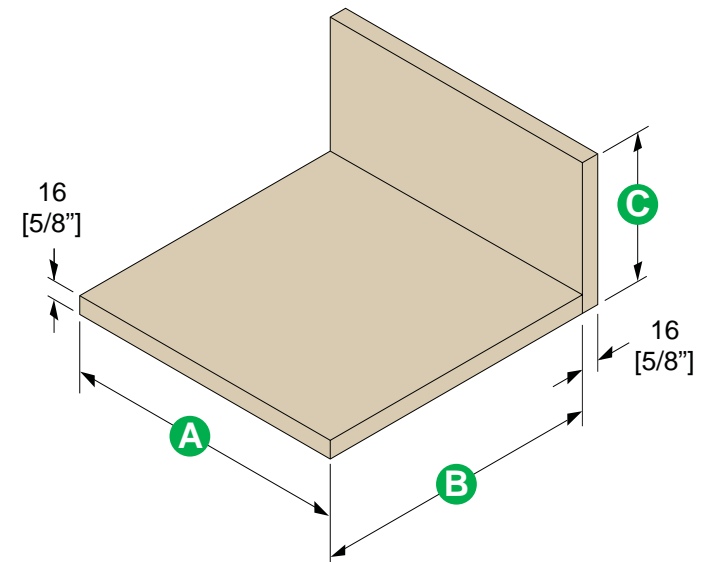
Code	Qty.	Description	Ref. #	Item #	Pkg.
1	1	Cabinet member set	P904-400	63666-04	10
2	1	Drawer member set	P920-400-R9006	65009-04	10
2a	2	U-cover cap	7600-CAP-R9006	25821-41	50
3	2	a - Front bracket, screw-on	7600-SCR-PB	21855-87	100
		b - Front bracket, dowelled	7600-DWL-PB	21854-87	100
4	1	7600-DWL	21854-42	100	
		Side railing set	7607-400-R9006	45860-04	10
5	1	Divider set, 24" cabinet	7602-610-R9006	68814-04	10
		Divider set, 36" cabinet	7602-914-R9006	69151-04	10
		Divider set, 47" cabinet	7602-914-R9006	51661-04	10

PB = 20 pcs. / bag, 5 bags / box



Drawer parts

Qty.	Part	A - width	B - length	C - height
1	Bottom	Inside cabinet width - 58 [2 5/16"]	381 [15"]	
1	Back	Inside cabinet width - 58 [2 5/16"]		149 [5 7/8"]
Divider length		Inside cabinet width - 55 [2 3/16"]		



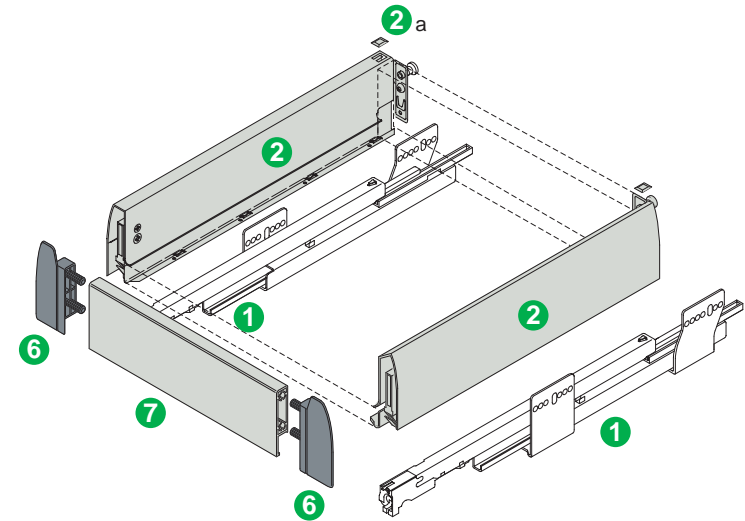
NOV_QS_P920+rail_400_R9006

Interior drawer - Metallic color

Series	Side height	Length	Weight capacity - dynamic	Min. opening ht.
P920	90mm [3 1/2"]	400mm [16"] Nom.	Standard = 40 kg. [88 lb.]	99.5mm [3 7/8"]

Hardware components required to build one drawer

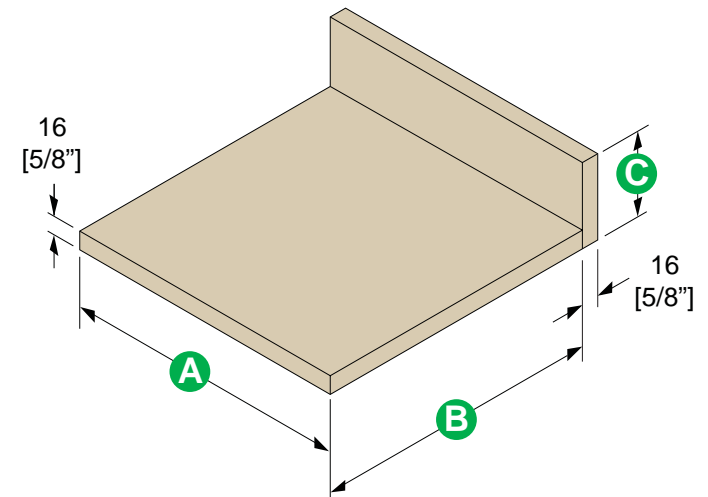
Code	Qty.	Description	Ref. #	Item #	Pkg.
1	1	Cabinet member set	P904-400	63666-04	10
2	1	Drawer member set	P920-400-R9006	65009-04	10
2a	2	U-cover cap	7600-CAP-R9006	25821-41	50
6	1	Interior front bracket set	P620-R7016	66500-03	5
7	1	Front panel 24" cabinet	7620-610-R9006	68813-03	5
		Front panel 36" cabinet	7620-914-R9006	69153-03	5
		Front panel 47" cabinet	7620-1200-R9006	51147-03	5



Drawer parts

Qty.	Part	A - width	B - length	C - height
1	Bottom	Inside cabinet width - 58 [2 5/16"] (1)	381 [15"]	
1	Back	Inside cabinet width - 58 [2 5/16"] (1)		84 [3 5/16"]
Front panel length		Inside cabinet width - 85 [3 3/8"] (1)		

(1) If cabinet member spacers are used, deduct their thickness from the inside cabinet width.



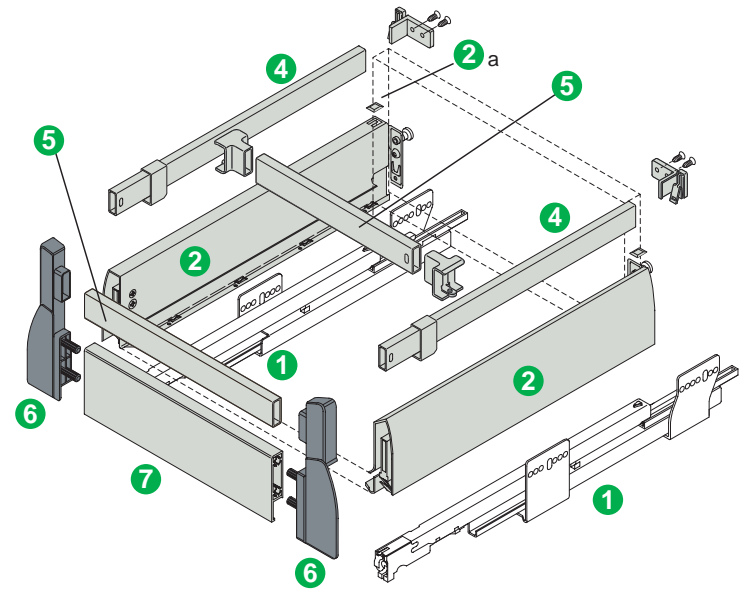
NOV_QS_P920+int_400_R9006

Interior drawer + railing - Metallic color

Series	Side height	Length	Weight capacity - dynamic	Min. opening ht.
P920	90mm [3 1/2"]	400mm [16"] Nom.	Standard = 40 kg. [88 lb.]	161.5mm [6 3/8"]

Hardware components required to build one drawer

Code	Qty.	Description	Ref. #	Item #	Pkg.
1	1	Cabinet member set	P904-400	63666-04	10
2	1	Drawer member set	P920-400-R9006	65009-04	10
2a	2	U-cover cap	7600-CAP-R9006	25821-41	50
4	1	Side railing set	7607-400-R9006	45860-04	10
5	1	Divider railing set, 24" cabinet	7602-610-R9006	68814-04	10
		Divider railing set, 36" cabinet	7602-914-R9006	69151-04	10
		Divider railing set, 47" cabinet	7602-1200-R9006	51661-04	10
6	1	Interior front bracket set	P620-RAIL-R7016	66501-03	5
7	1	Front panel 24" cabinet	7620-610-R9006	68813-03	5
		Front panel 36" cabinet	7620-914-R9006	69153-03	5
		Front panel 47" cabinet	7620-1200-R9006	51147-03	5

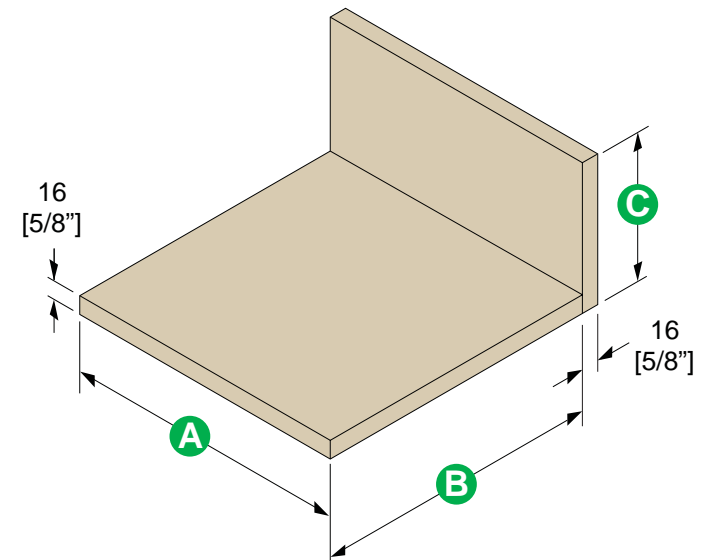


Drawer parts

Qty.	Part	A - width	B - length	C - height
1	Bottom	Inside cabinet width - 58 [2 5/16"] (1)	381 [15"]	
1	Back	Inside cabinet width - 58 [2 5/16"] (1)		149 [5 7/8"]
Front panel length		Inside cabinet width - 85 [3 3/8"] (1)		
Front rail length		Inside cabinet width - 55 [2 3/16"] (1)		
Divider length		Inside cabinet width - 55 [2 3/16"] (1)		

(1) If cabinet member spacers are used, deduct their thickness from the inside cabinet width.

NOV_QS_P920+int+rail_400_R9006



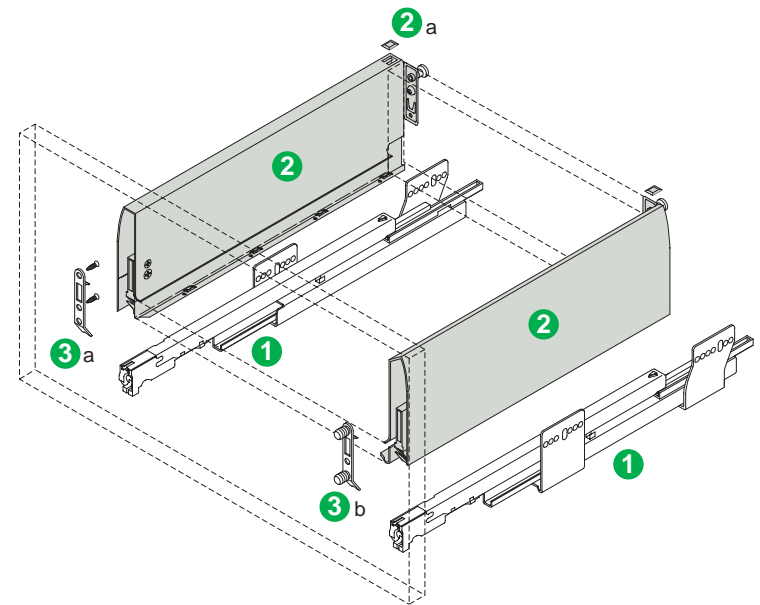
Standard drawer - Metallic color

Series	Side height	Length	Weight capacity - dynamic	Min. opening ht.
P930	122mm [4 3/4"]	400mm [16"] Nom.	Standard = 40 kg. [88 lb.]	131.5mm [5 3/16"]

Hardware components required to build one drawer

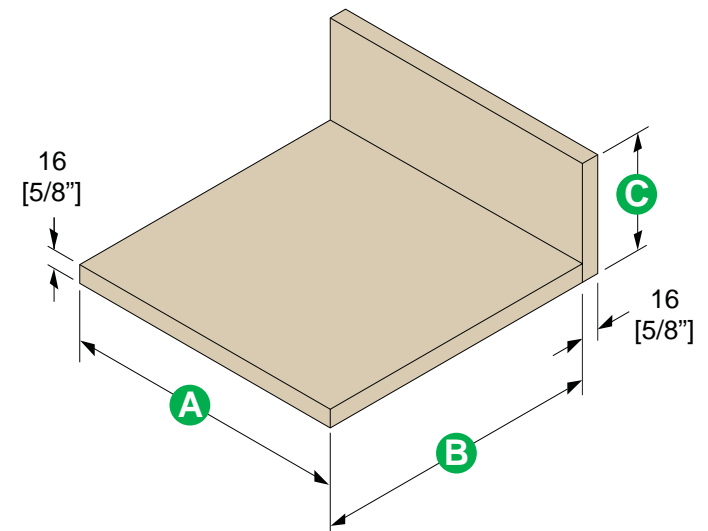
Code	Qty.	Description	Ref. #	Item #	Pkg.
1	1	Cabinet member set	P904-400	63666-04	10
2	1	Drawer member set	P930-400-R9006	65156-04	10
2a	2	U-cover cap	7600-CAP-R9006	25821-41	50
3	2	a - Front bracket, screw-on	7600-SCR-PB	21855-87	100
		b - Front bracket, dowelled	7600-DWL-PB	21854-87	100
			7600-DWL	21854-42	100

PB = 20 pcs. / bag, 5 bags / box



Drawer parts

Qty.	Part	A - width	B - length	C - height
1	Bottom	Inside cabinet width - 58 [2 5/16"]	381 [15"]	
1	Back	Inside cabinet width - 58 [2 5/16"]		116 [4 9/16"]



NOV_QS_P930_400_R9006

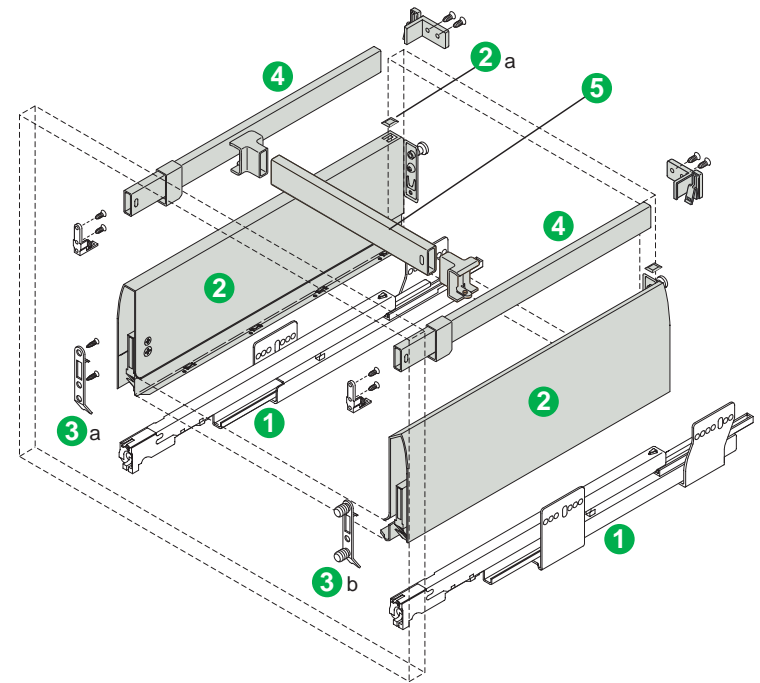
Standard drawer + railing - Metallic color

Series	Side height	Length	Weight capacity - dynamic	Min. opening ht.
P930	122mm [4 3/4"]	400mm [16"] Nom.	Standard = 40 kg. [88 lb.]	193.5mm [7 5/8"]

Hardware components required to build one drawer

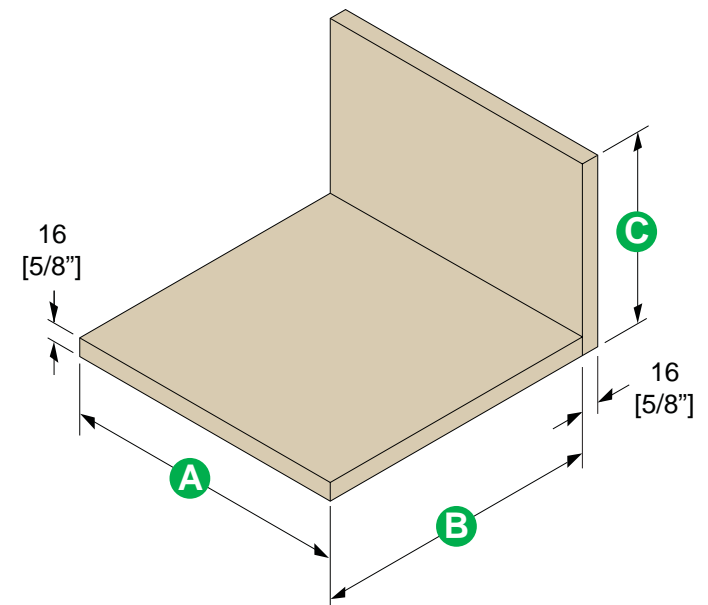
Code	Qty.	Description	Ref. #	Item #	Pkg.
1	1	Cabinet member set	P904-400	63666-04	10
2	1	Drawer member set	P930-400-R9006	65156-04	10
2a	2	U-cover cap	7600-CAP-R9006	25821-41	50
3	2	a - Front bracket, screw-on	7600-SCR-PB	21855-87	100
		b - Front bracket, dowelled	7600-DWL-PB	21854-87	100
4	1	7600-DWL	21854-42	100	
		Side railing set	7607-400-R9006	45860-04	10
5	1	Divider set, 24" cabinet	7602-610-R9006	68814-04	10
		Divider set, 36" cabinet	7602-914-R9006	69151-04	10
		Divider set, 47" cabinet	7602-914-R9006	51661-04	10

PB = 20 pcs. / bag, 5 bags / box



Drawer parts

Qty.	Part	A - width	B - length	C - height
1	Bottom	Inside cabinet width - 58 [2 5/16"]	381 [15"]	
1	Back	Inside cabinet width - 58 [2 5/16"]		181 [7 1/8"]
Divider length		Inside cabinet width - 55 [2 3/16"]		



NOV_QS_P930+rail_400_R9006

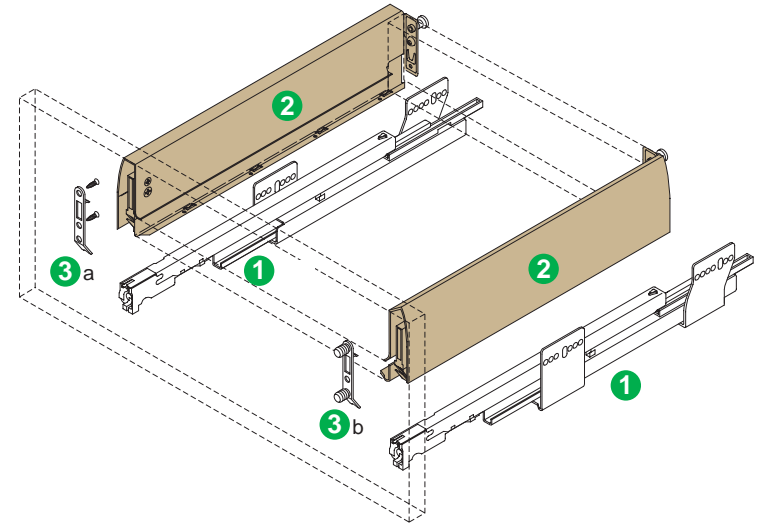
Standard drawer - Champagne color

Series	Side height	Length	Weight capacity - dynamic	Min. opening ht.
P920	90mm [3 1/2"]	350mm [14"] Nom.	Standard = 40 kg. [88 lb.]	99.5mm [3 7/8"]

Hardware components required to build one drawer

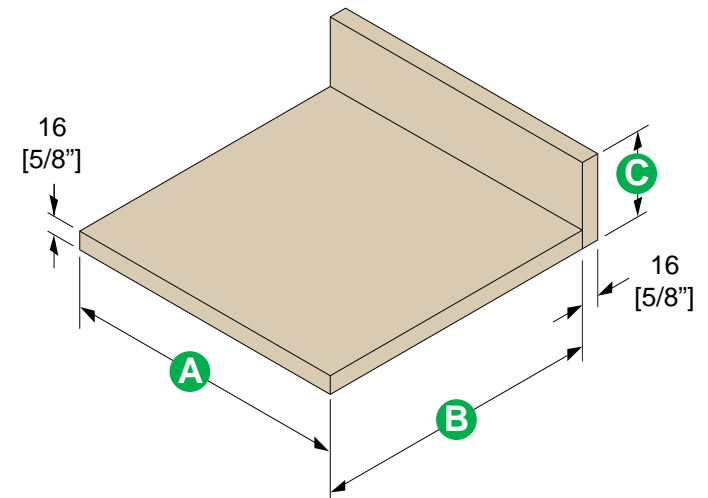
Code	Qty.	Description	Ref. #	Item #	Pkg.
1	1	Cabinet member set	P904-350	63665-04	10
2	1	Drawer member set	P920-350-G0028	68552-04	10
3	2	a - Front bracket, screw-on	7600-SCR-PB	21855-87	100
		b - Front bracket, dowelled	7600-DWL-PB	21854-87	100
			7600-DWL	21854-42	100

PB = 20 pcs. / bag, 5 bags / box



Drawer parts

Qty.	Part	A - width	B - length	C - height
1	Bottom	Inside cabinet width - 58 [2 5/16"]	331 [13 1/16"]	
1	Back	Inside cabinet width - 58 [2 5/16"]		84 [3 5/16"]



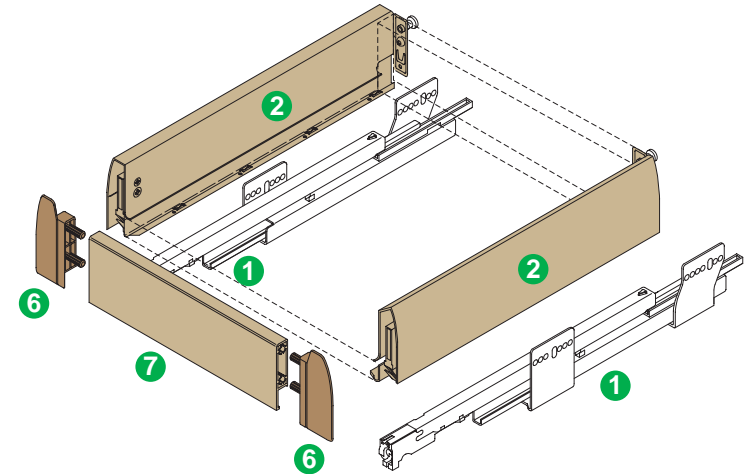
NOV_QS_P920_350_G0028

Interior drawer - Champagne color

Series	Side height	Length	Weight capacity - dynamic	Min. opening ht.
P920	90mm [3 1/2"]	350mm [14"] Nom.	Standard = 40 kg. [88 lb.]	99.5mm [3 7/8"]

Hardware components required to build one drawer

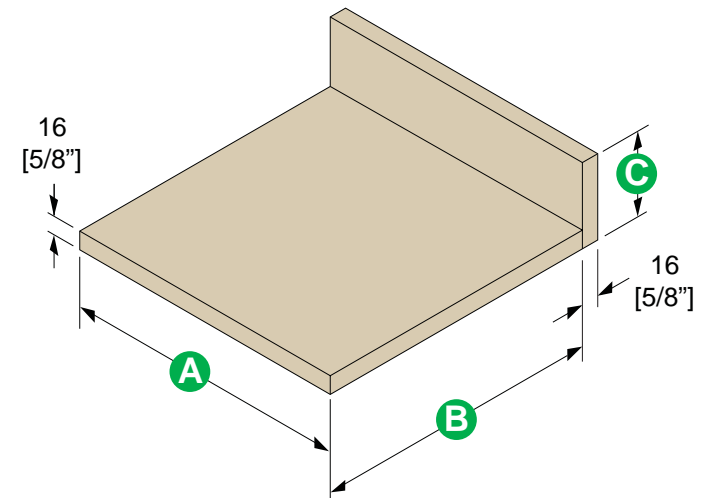
Code	Qty.	Description	Ref. #	Item #	Pkg.
1	1	Cabinet member set	P904-350	63665-04	10
2	1	Drawer member set	P920-350-G0028	68552-04	10
6	1	Interior front bracket set	P620-R7006	68591-03	5
7	1	Front panel 24" cabinet	7620-610-G0028	68614-03	5
		Front panel 36" cabinet	7620-914-G0028	68616-03	5
		Front panel 47" cabinet	7620-1200-G0028	68618-03	5



Drawer parts

Qty.	Part	A - width	B - length	C - height
1	Bottom	Inside cabinet width - 58 [2 5/16"] (1)	331 [13 1/16"]	
1	Back	Inside cabinet width - 58 [2 5/16"] (1)		84 [3 5/16"]
Front panel length		Inside cabinet width - 85 [3 3/8"] (1)		

(1) If cabinet member spacers are used, deduct their thickness from the inside cabinet width.



NOV_QS_P920+int_350_G0028

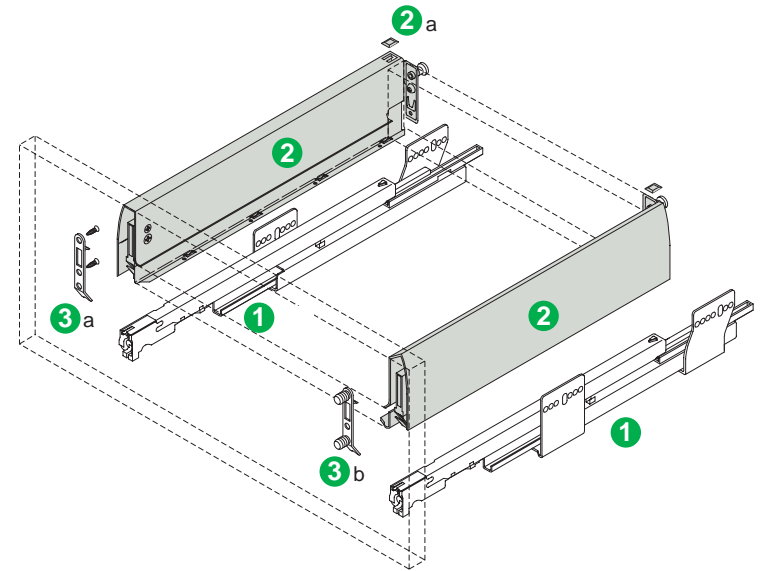
Standard drawer - Metallic

Series	Side height	Length	Weight capacity - dynamic	Min. opening ht.
P920	90mm [3 1/2"]	350mm [14"] Nom.	Standard = 40 kg. [88 lb.]	99.5mm [3 7/8"]

Hardware components required to build one drawer

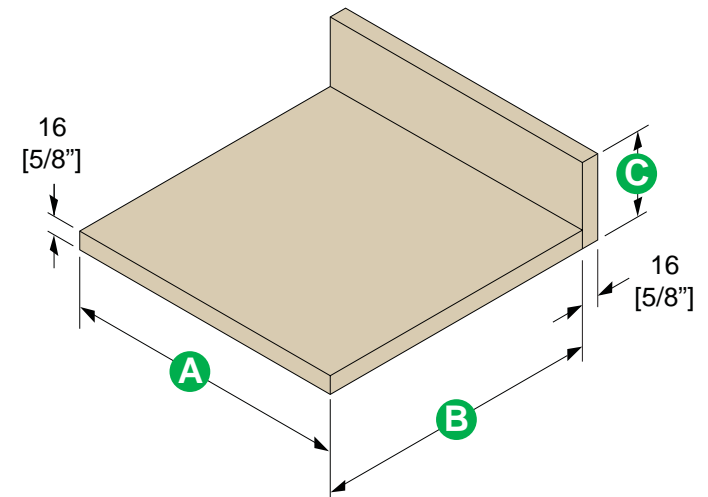
Code	Qty.	Description	Ref. #	Item #	Pkg.
1	1	Cabinet member set	P904-350	63665-04	10
2	1	Drawer member set	P920-350-R9006	65006-04	10
2a	2	U-cover cap	7600-CAP-R9006	25821-41	50
3	2	a - Front bracket, screw-on	7600-SCR-PB	21855-87	100
		b - Front bracket, dowelled	7600-DWL-PB	21854-87	100
			7600-DWL	21854-42	100

PB = 20 pcs. / bag, 5 bags / box



Drawer parts

Qty.	Part	A - width	B - length	C - height
1	Bottom	Inside cabinet width - 58 [2 5/16"]	331 [13 1/16"]	
1	Back	Inside cabinet width - 58 [2 5/16"]		84 [3 5/16"]



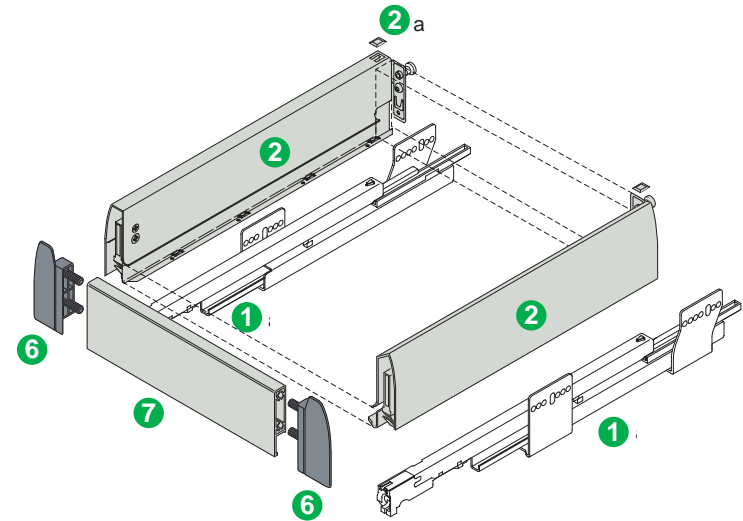
NOV_QS_P920_350_R9006

Interior drawer - Metallic color

Series	Side height	Length	Weight capacity - dynamic	Min. opening ht.
P920	90mm [3 1/2"]	350mm [14"] Nom.	Standard = 40 kg. [88 lb.]	99.5mm [3 7/8"]

Hardware components required to build one drawer

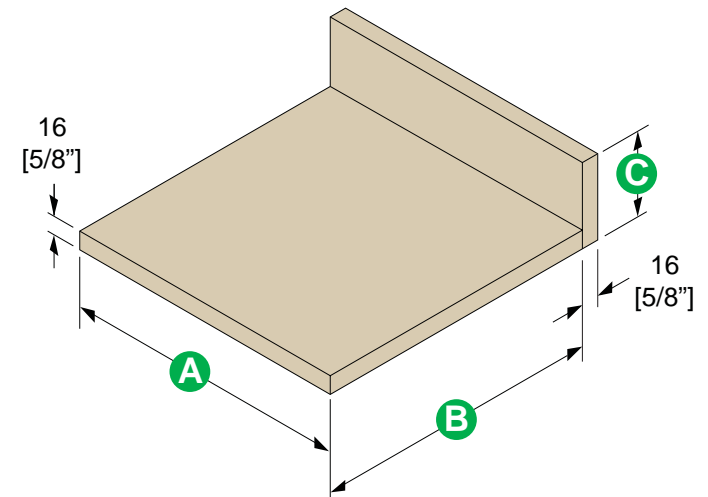
Code	Qty.	Description	Ref. #	Item #	Pkg.
1	1	Cabinet member set	P904-350	63665-04	10
2	1	Drawer member set	P920-350-R9006	65006-04	10
2a	2	U-cover cap	7600-CAP-R9006	25821-41	50
6	1	Interior front bracket set	P620-R7016	66500-03	5
7	1	Front panel 24" cabinet	7620-610-R9006	68813-03	5
		Front panel 36" cabinet	7620-914-R9006	69153-03	5
		Front panel 47" cabinet	7620-1200-R9006	51147-03	5



Drawer parts

Qty.	Part	A - width	B - length	C - height
1	Bottom	Inside cabinet width - 58 [2 5/16"] (1)	331 [13 1/16"]	
1	Back	Inside cabinet width - 58 [2 5/16"] (1)		84 [3 5/16"]
Front panel length		Inside cabinet width - 85 [3 3/8"] (1)		

(1) If cabinet member spacers are used, deduct their thickness from the inside cabinet width.



NOV_QS_P920+int_350_R9006

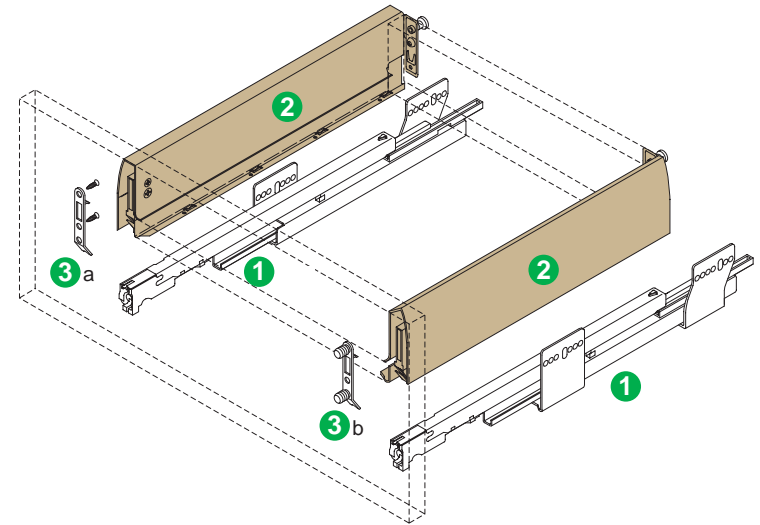
Standard drawer - Champagne color

Series	Side height	Length	Weight capacity - dynamic	Min. opening ht.
P920	90mm [3 1/2"]	270mm [11"] Nom.	Standard = 40 kg. [88 lb.]	99.5mm [3 7/8"]

Hardware components required to build one drawer

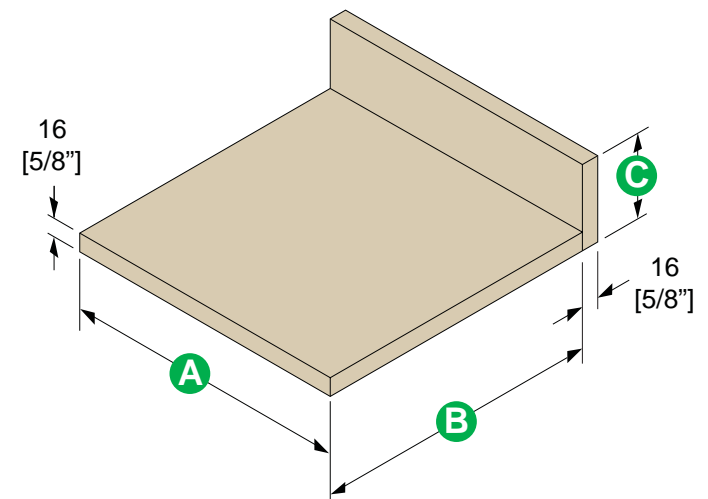
Code	Qty.	Description	Ref. #	Item #	Pkg.
1	1	Cabinet member set	P904-270	63663-04	10
2	1	Drawer member set	P920-270-G0028	68549-04	10
3	2	a - Front bracket, screw-on	7600-SCR-PB	21855-87	100
		b - Front bracket, dowelled	7600-DWL-PB	21854-87	100
			7600-DWL	21854-42	100

PB = 20 pcs. / bag, 5 bags / box



Drawer parts

Qty.	Part	A - width	B - length	C - height
1	Bottom	Inside cabinet width - 58 [2 5/16"]	251 [9 7/8"]	
1	Back	Inside cabinet width - 58 [2 5/16"]		84 [3 5/16"]



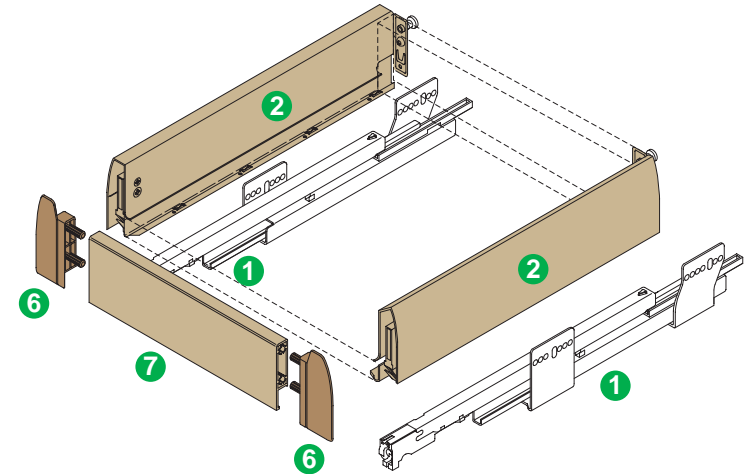
NOV_QS_P920_270_G0028

Interior drawer - Champagne color

Series	Side height	Length	Weight capacity - dynamic	Min. opening ht.
P920	90mm [3 1/2"]	270mm [11"] Nom.	Standard = 40 kg. [88 lb.]	99.5mm [3 7/8"]

Hardware components required to build one drawer

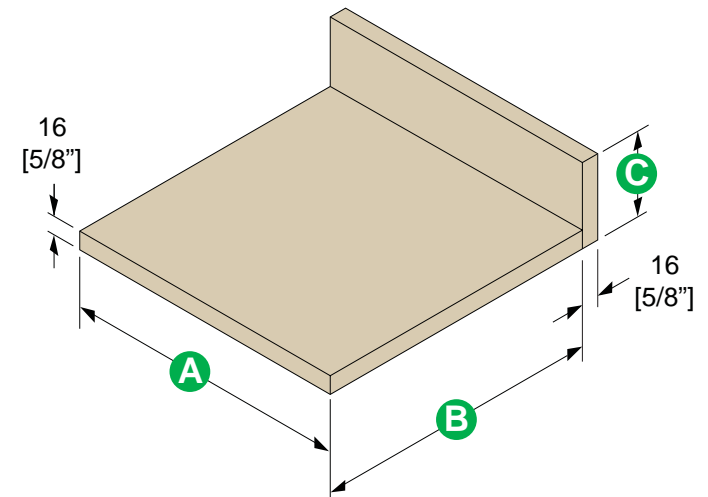
Code	Qty.	Description	Ref. #	Item #	Pkg.
1	1	Cabinet member set	P904-270	63663-04	10
2	1	Drawer member set	P920-270-G0028	68549-04	10
6	1	Interior front bracket set	P620-R7006	68591-03	5
7	1	Front panel 24" cabinet	7620-610-G0028	68614-03	5
		Front panel 36" cabinet	7620-914-G0028	68616-03	5
		Front panel 47" cabinet	7620-1200-G0028	68618-03	5



Drawer parts

Qty.	Part	A - width	B - length	C - height
1	Bottom	Inside cabinet width - 58 [2 5/16"] (1)	251 [9 7/8"]	
1	Back	Inside cabinet width - 58 [2 5/16"] (1)		84 [3 5/16"]
Front panel length		Inside cabinet width - 85 [3 3/8"] (1)		

(1) If cabinet member spacers are used, deduct their thickness from the inside cabinet width.



NOV_QS_P920+int_270_G0028

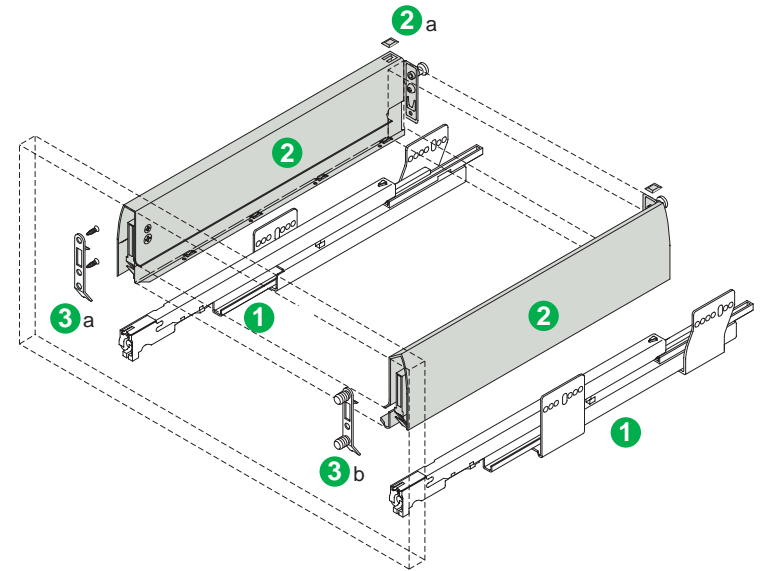
Standard drawer - Metallic

Series	Side height	Length	Weight capacity - dynamic	Min. opening ht.
P920	90mm [3 1/2"]	270mm [11"] Nom.	Standard = 40 kg. [88 lb.]	99.5mm [3 7/8"]

Hardware components required to build one drawer

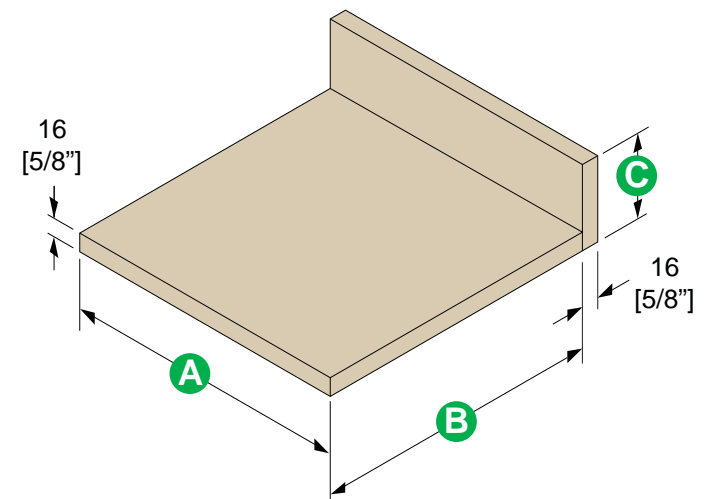
Code	Qty.	Description	Ref. #	Item #	Pkg.
1	1	Cabinet member set	P904-270	63663-04	10
2	1	Drawer member set	P920-270-R9006	65000-04	10
2a	2	U-cover cap	7600-CAP-R9006	25821-41	50
3	2	a - Front bracket, screw-on	7600-SCR-PB	21855-87	100
		b - Front bracket, dowelled	7600-DWL-PB	21854-87	100
			7600-DWL	21854-42	100

PB = 20 pcs. / bag, 5 bags / box



Drawer parts

Qty.	Part	A - width	B - length	C - height
1	Bottom	Inside cabinet width - 58 [2 5/16"]	251 [9 7/8"]	
1	Back	Inside cabinet width - 58 [2 5/16"]		84 [3 5/16"]



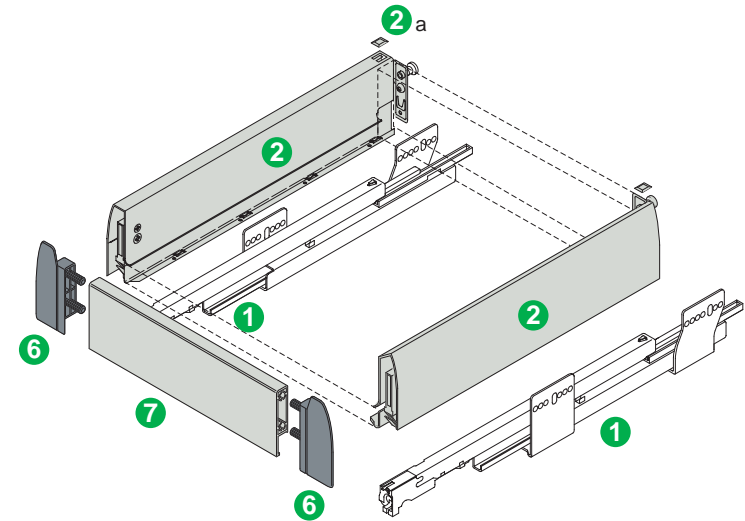
NOV_QS_P920_270_R9006

Interior drawer - Metallic color

Series	Side height	Length	Weight capacity - dynamic	Min. opening ht.
P920	90mm [3 1/2"]	270mm [11"] Nom.	Standard = 40 kg. [88 lb.]	99.5mm [3 7/8"]

Hardware components required to build one drawer

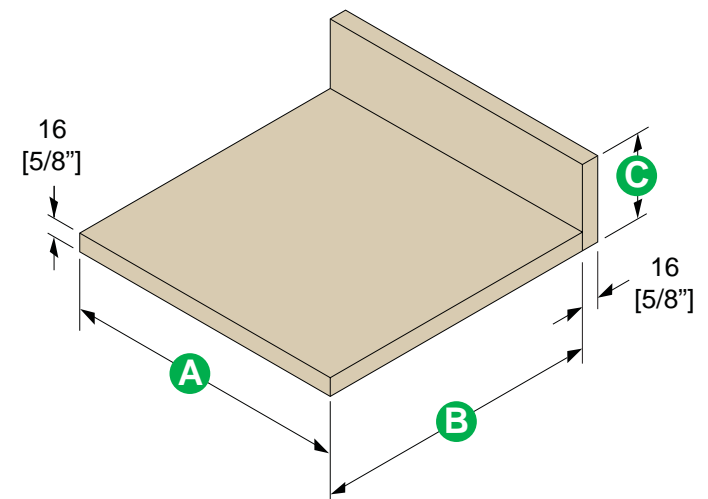
Code	Qty.	Description	Ref. #	Item #	Pkg.
1	1	Cabinet member set	P904-270	63663-04	10
2	1	Drawer member set	P920-270-R9006	65000-04	10
2a	2	U-cover cap	7600-CAP-R9006	25821-41	50
6	1	Interior front bracket set	P620-R7016	66500-03	5
7	1	Front panel 24" cabinet	7620-610-R9006	68813-03	5
		Front panel 36" cabinet	7620-914-R9006	69153-03	5
		Front panel 47" cabinet	7620-1200-R9006	51147-03	5



Drawer parts

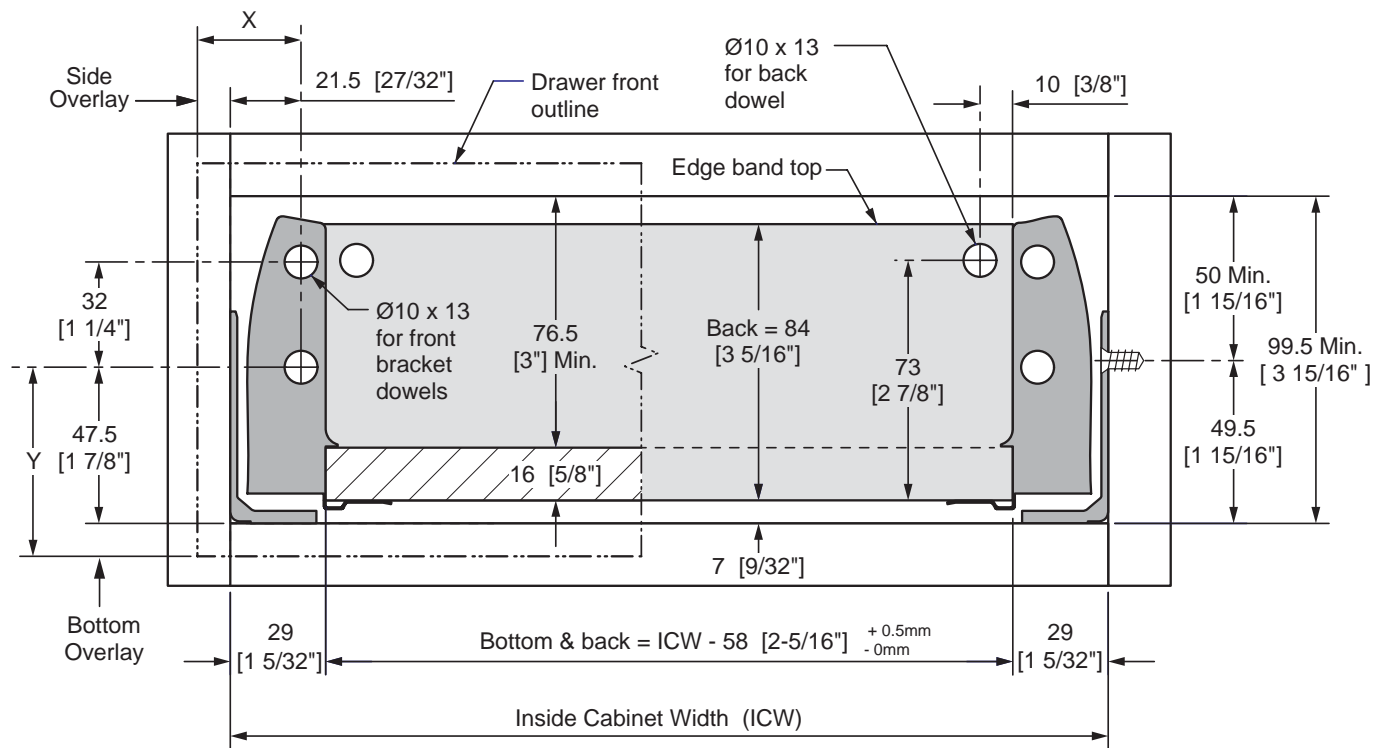
Qty.	Part	A - width	B - length	C - height
1	Bottom	Inside cabinet width - 58 [2 5/16"] (1)	251 [9 7/8"]	
1	Back	Inside cabinet width - 58 [2 5/16"] (1)		84 [3 5/16"]
Front panel length		Inside cabinet width - 85 [3 3/8"] (1)		

(1) If cabinet member spacers are used, deduct their thickness from the inside cabinet width.



NOV_QS_P920+int_270_R9006

P920 Standard drawer



NOV_QS_P920_front_section

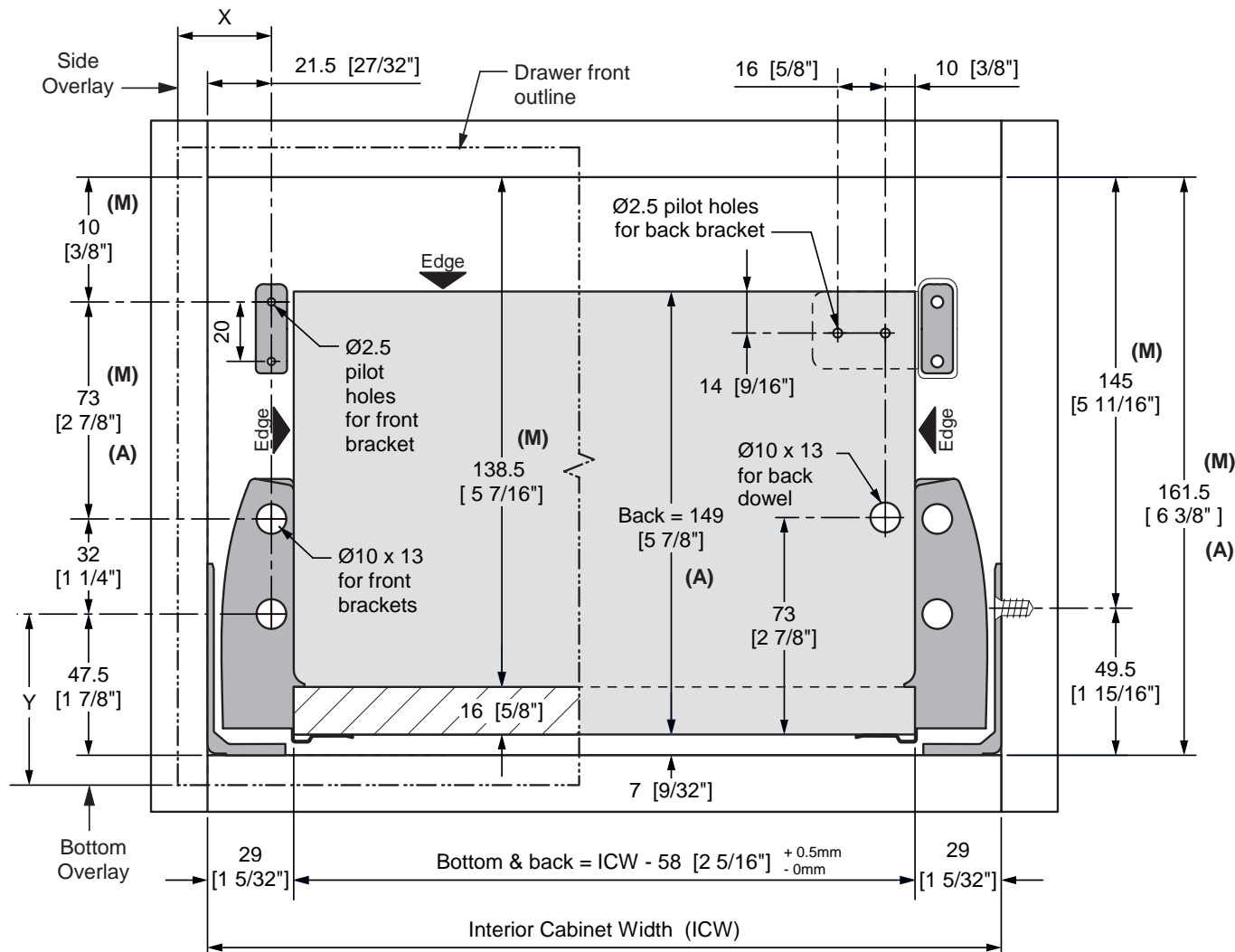
Back

Menu

Next

Print

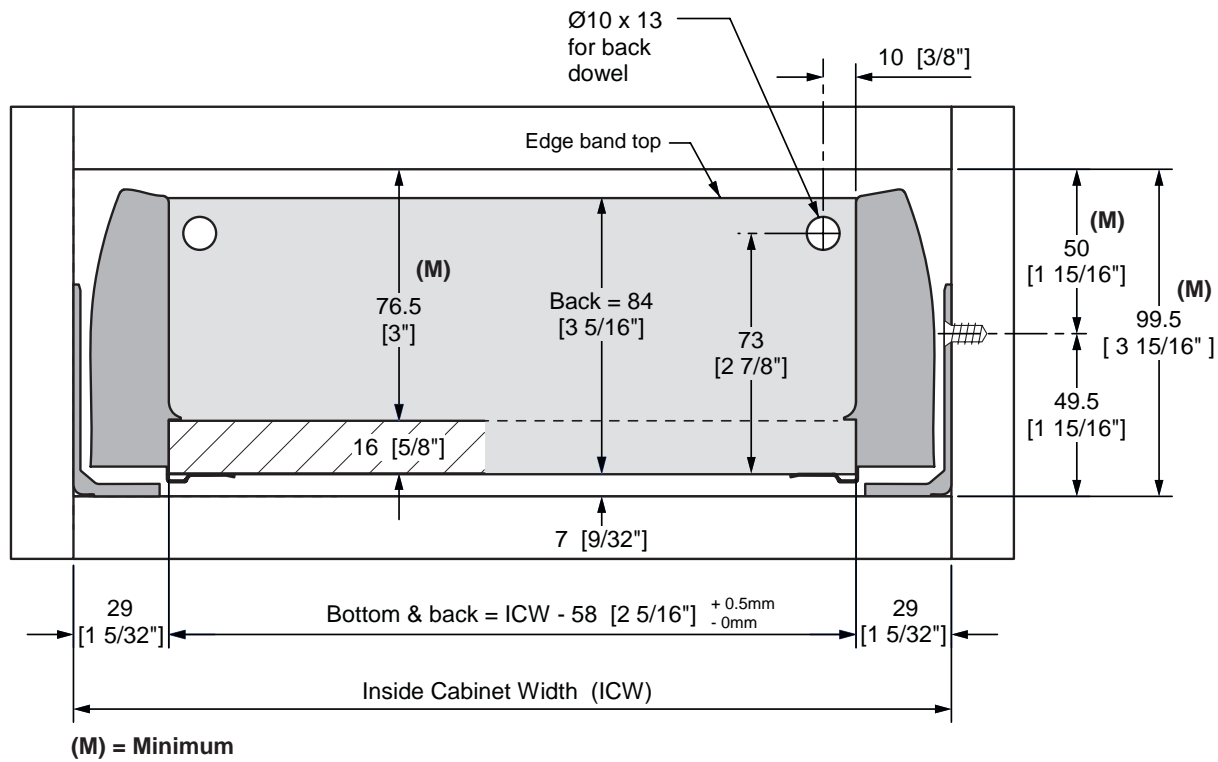
P920 Standard drawer + railing



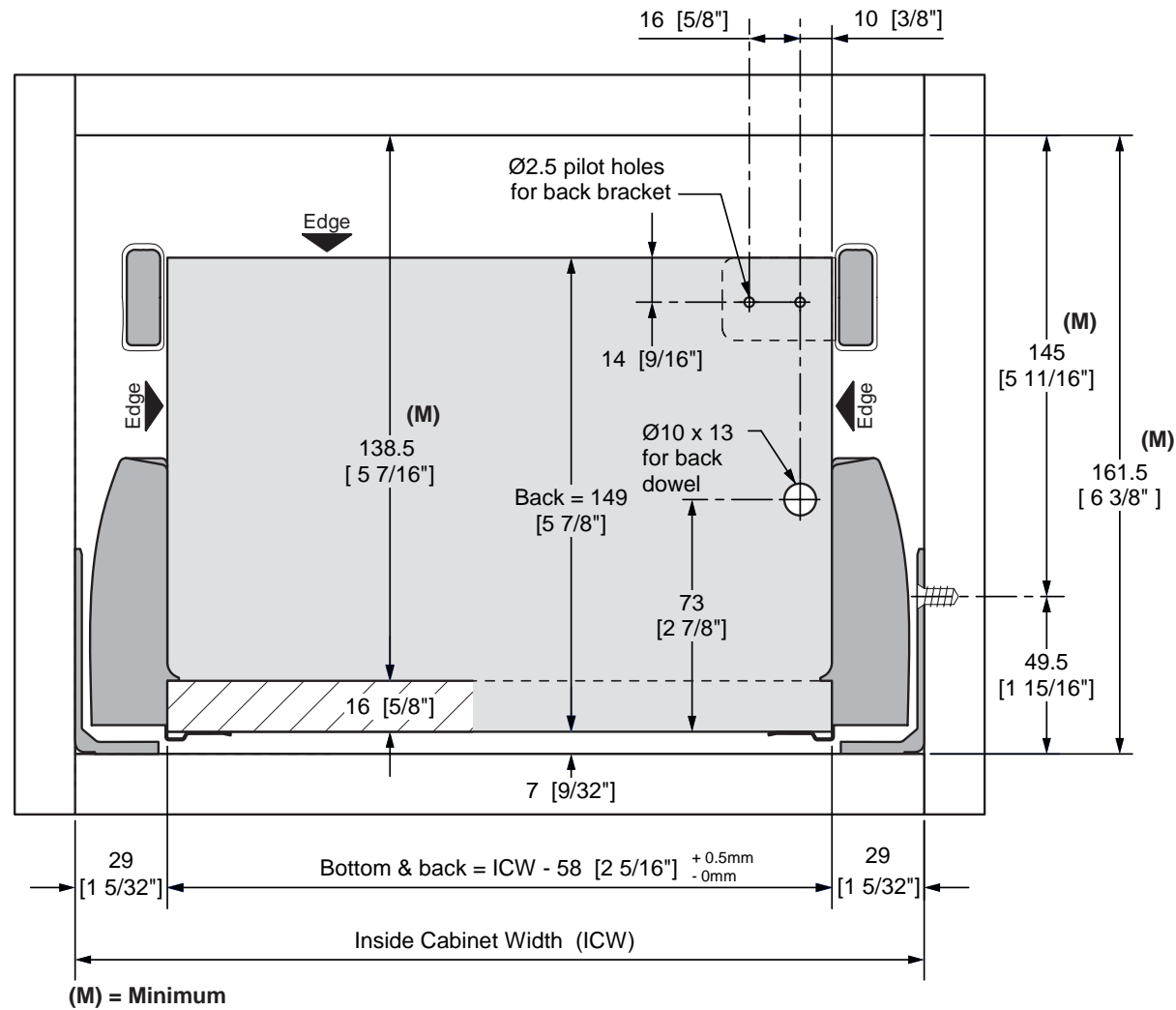
(M) = Minimum

(A) = When increasing the back height, all three of these dimensions change together

P920 Interior drawer



P920 Interior drawer + railing



NOV_QS_P920_Interior+rail_front_section

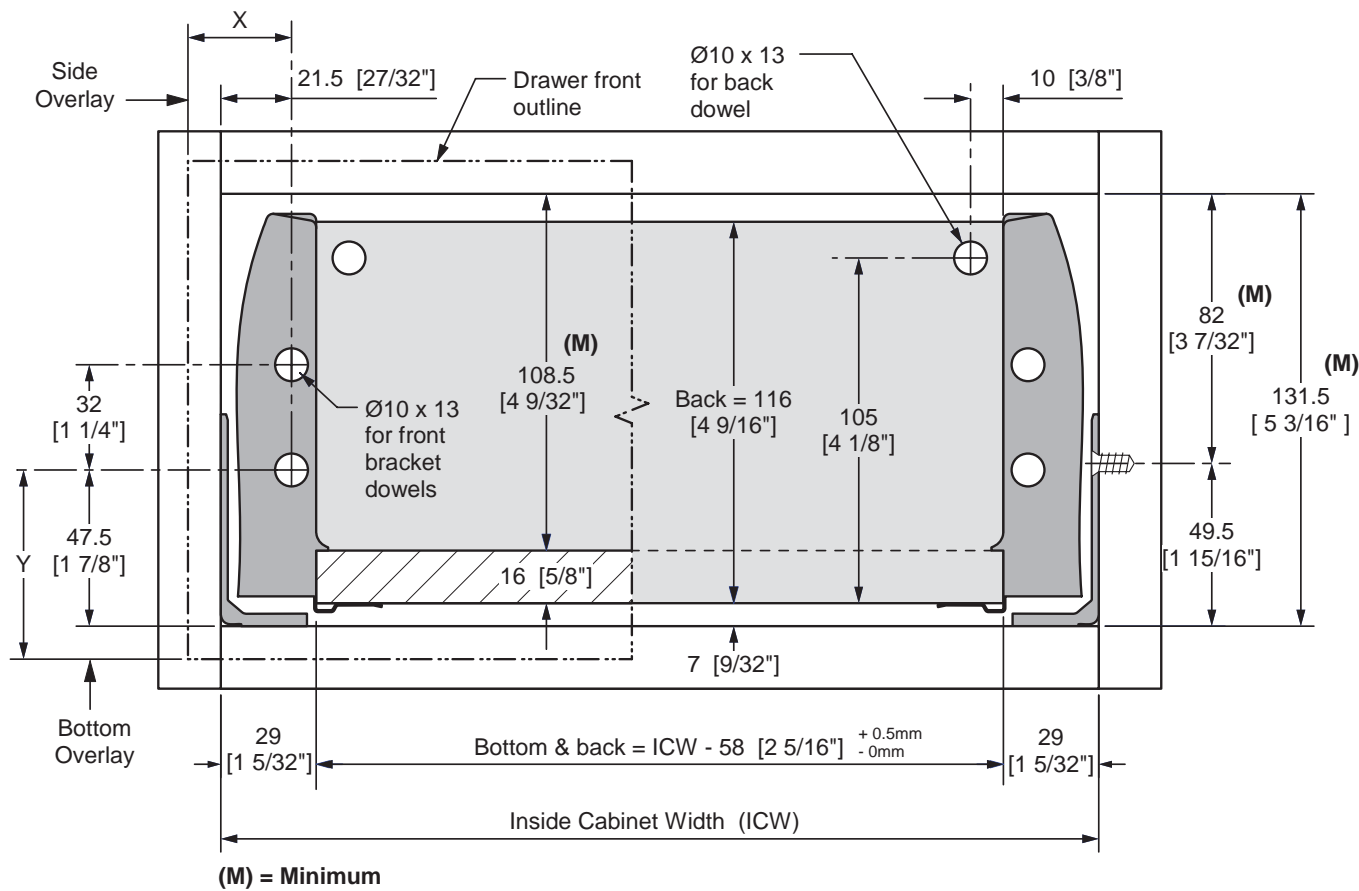
Back

Menu

Next

Print

P930 Standard drawer



NOV_QS_P930_front_section

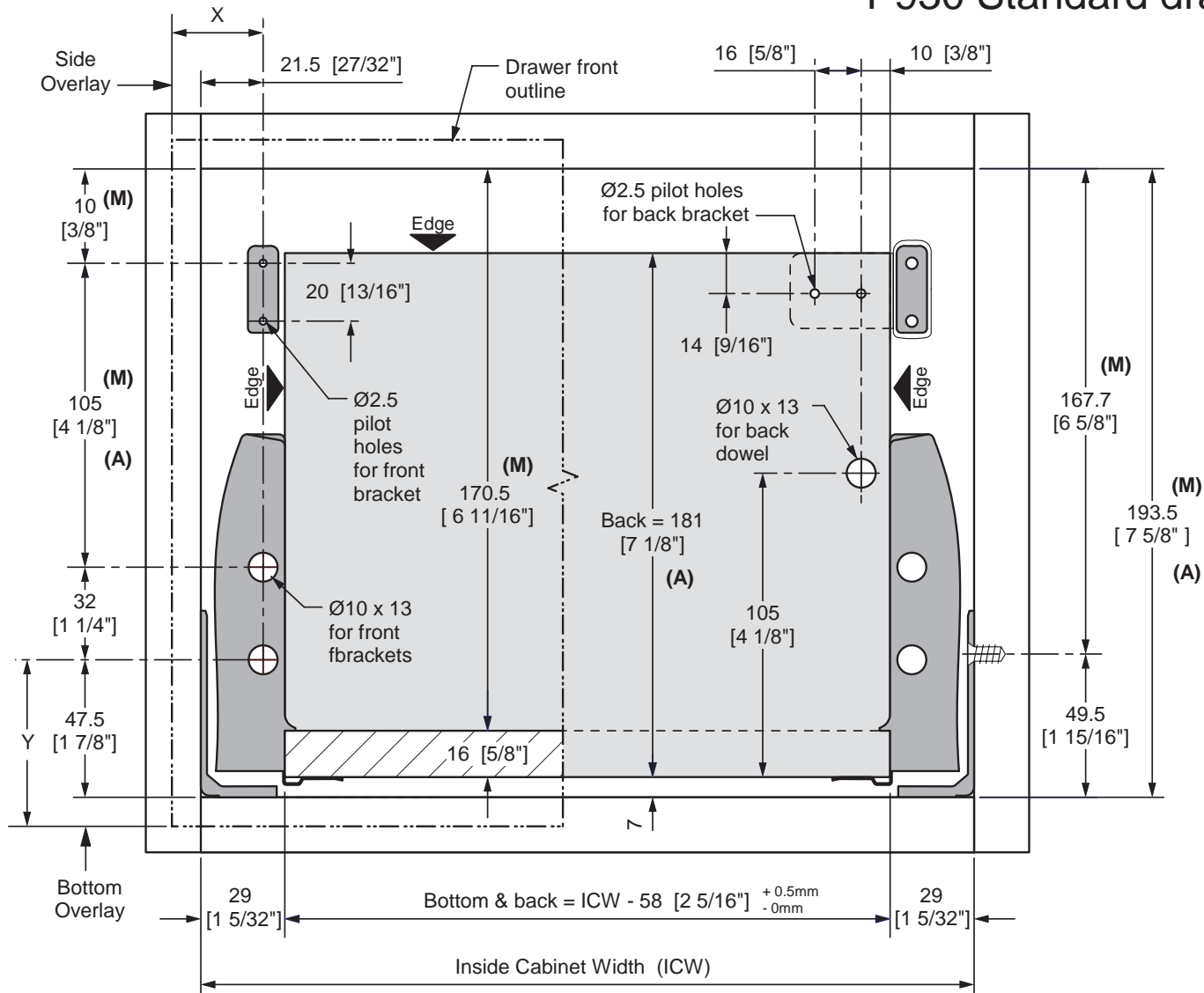
Back

Menu

Next

Print

P930 Standard drawer + railing



(M) = Minimum

(A) = When increasing the back height, all three of these dimensions change together

NOV_QS_P930+rail_front_section

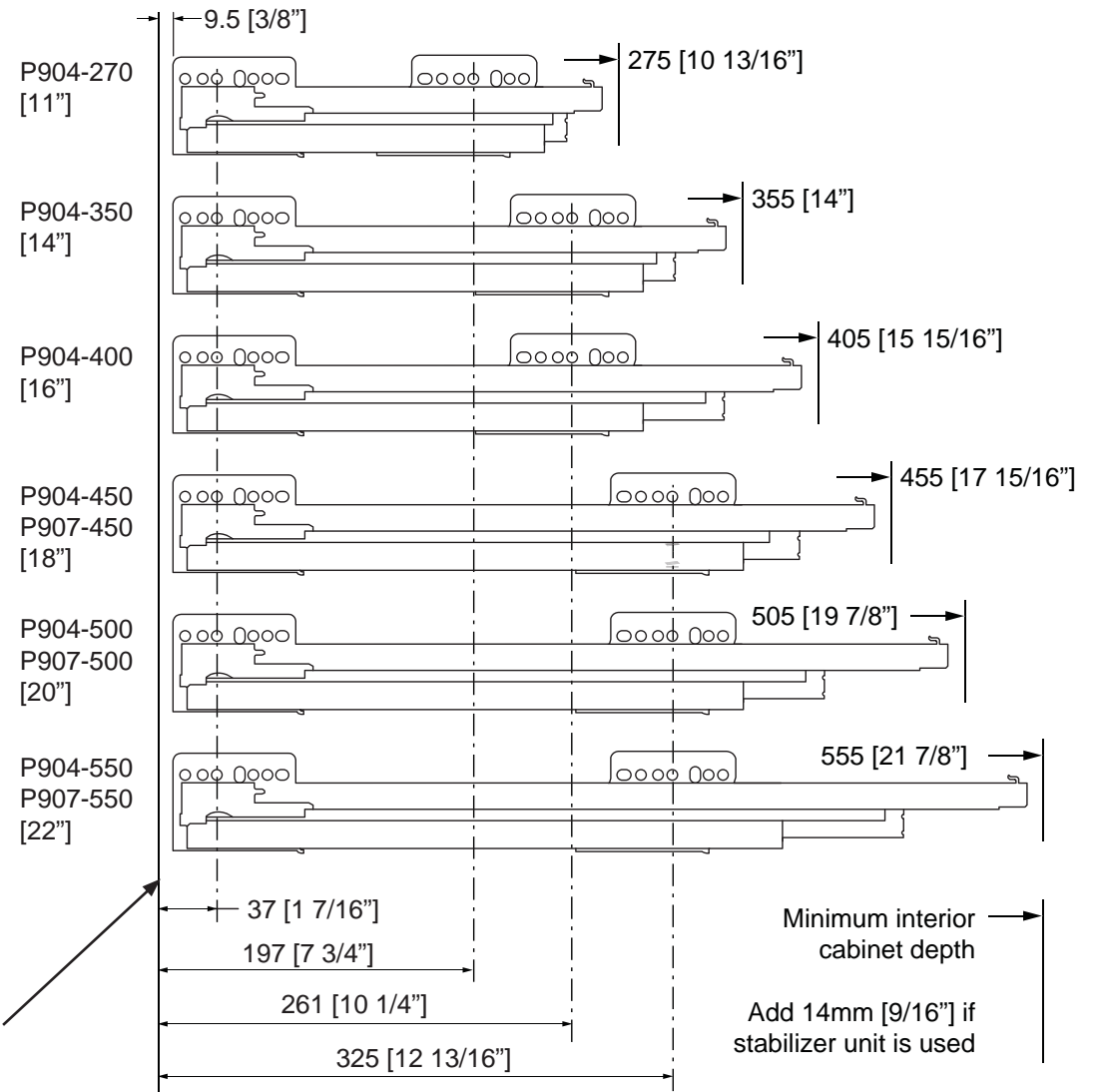
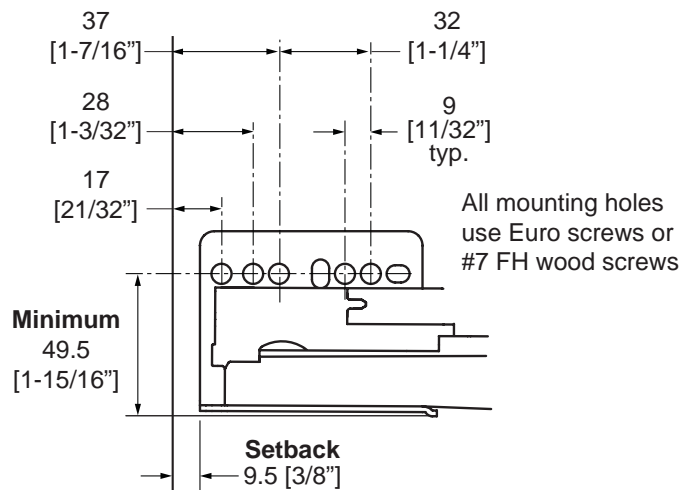
Back

Menu

Next

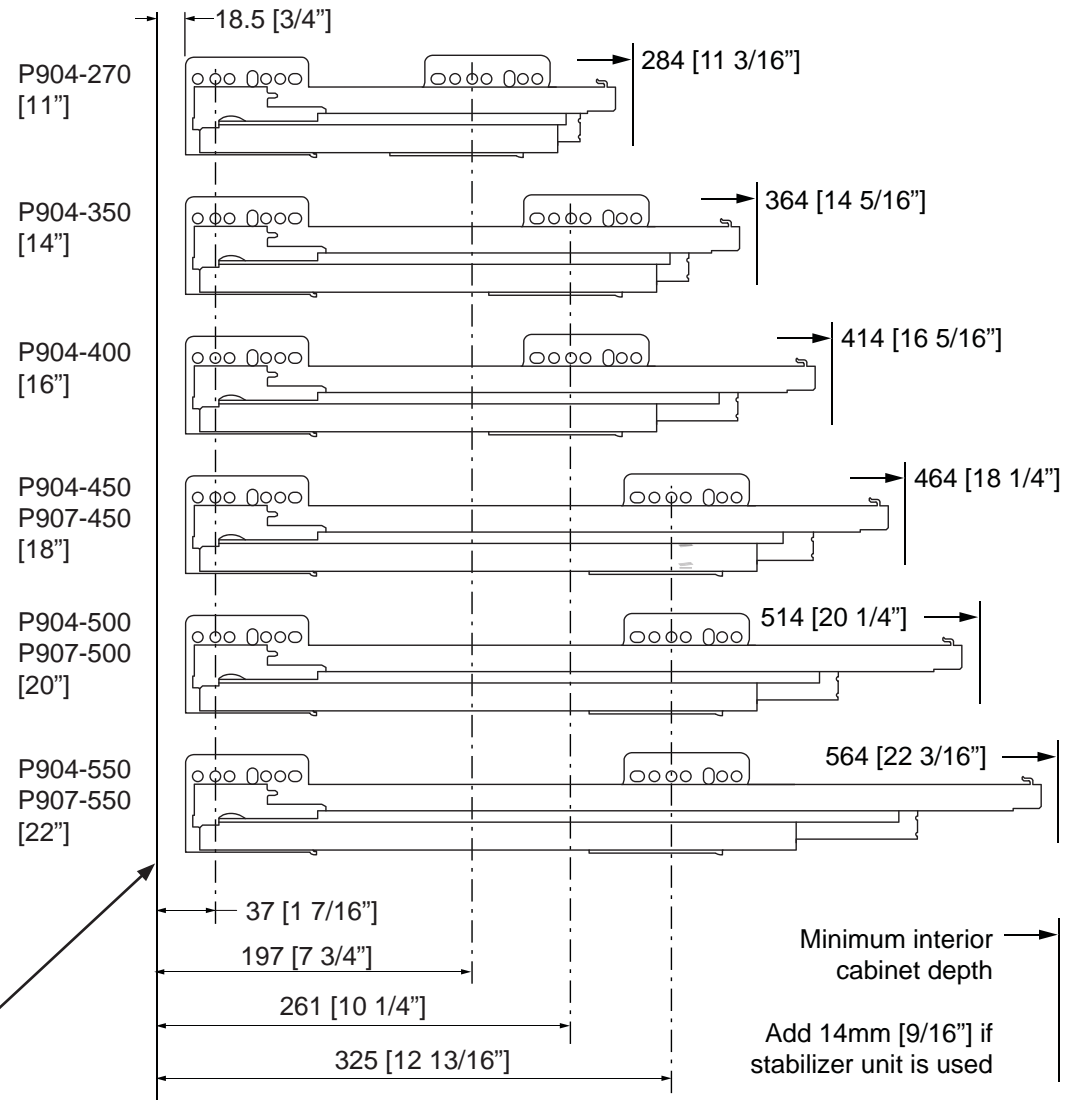
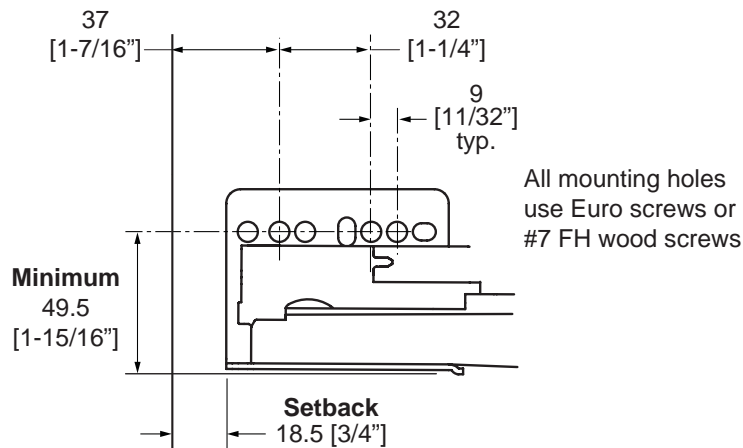
Print

Positioning of cabinet members for standard overlay drawer applications.

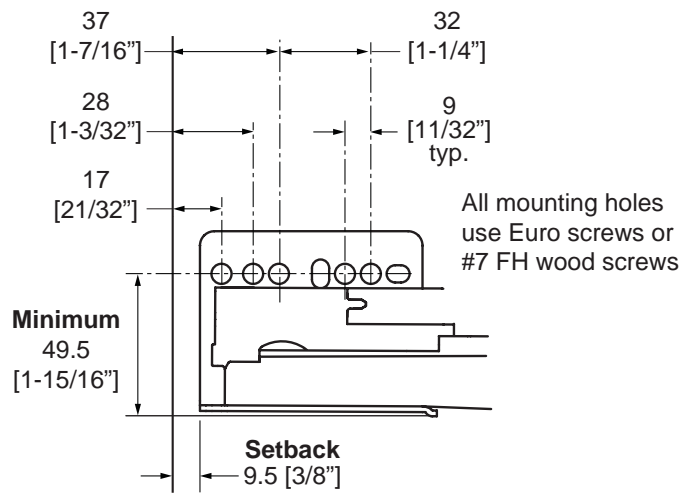


Positioning of cabinet members for interior drawer applications.

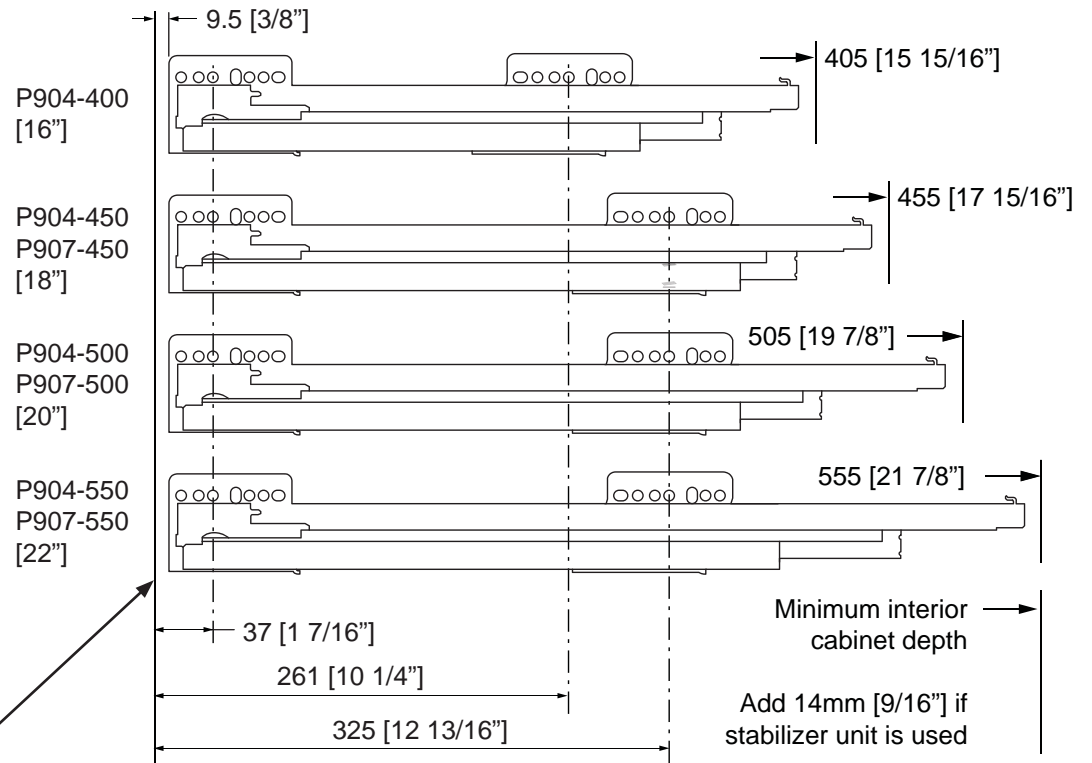
Setback is 9mm greater than standard drawer applications. Simply move slide back one hole.



Positioning of cabinet members for standard overlay drawer applications.

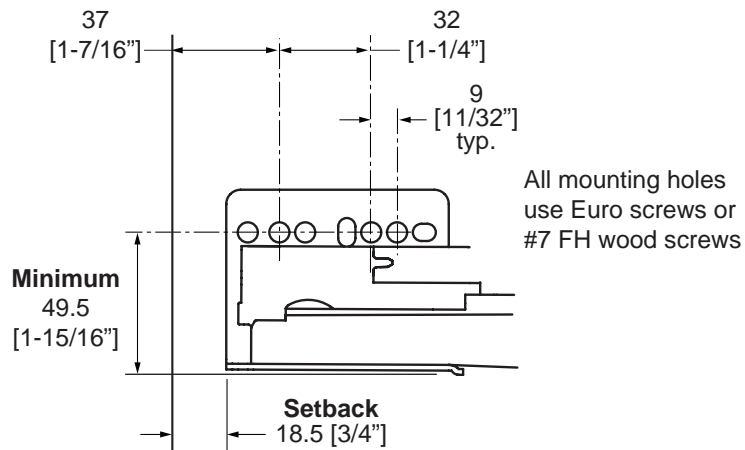


Front edge of cabinet

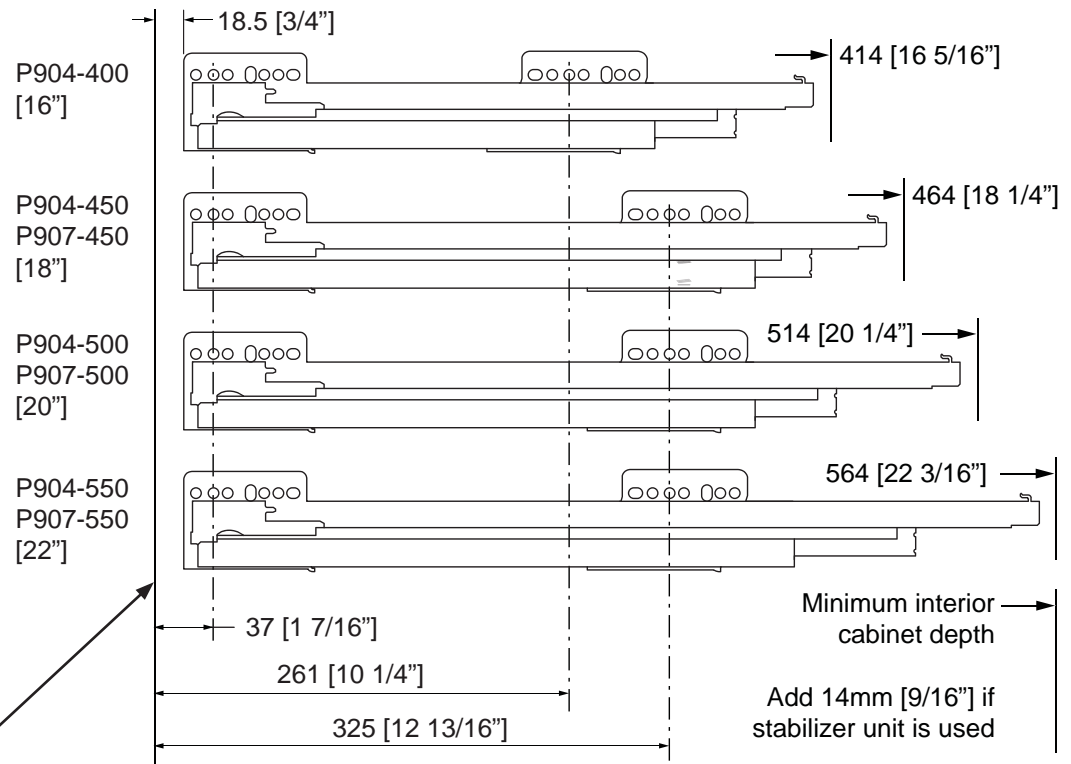


Positioning of cabinet members for interior drawer applications.






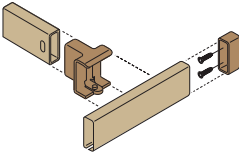
Setback is 9mm greater than standard drawer applications. Simply move slide back one hole.



Front edge of cabinet



NOVA Pro Accessories

Item	Description		
Wide drawer stabilizer kit	A gear and track mechanism that maintains side stabilization on drawers in cabinets wider than 914 [36"].		Go to stabilizers
Cabinet member spacer	Plastic blocks, 25mm [1"] thick, that space slides away from the cabinet side for interior drawer applications where door clearance is required.		Go to spacers
Blind panel front brackets	Brackets that mount to the cabinet sides and simulate the front fastening characteristics of the NOVA Pro drawer members. Used to quickly attach false front panels in sink bases.		Go to brackets
Cabinet member cover	Extruded plastic pieces that cover cabinet members once they are installed in the cabinet to prevent dust or over-spray contamination before the drawers are installed.		Go to covers
Bottom mount brackets	L-shaped bracket set used to mount cabinet members to the cabinet floor on interior drawer applications.		Go to brackets
Divider railing clip Front railing clip	Clips to create customized organization with divider rails.		Go to clips

NOV_QS_Accessories_1

Back

Menu

Tools

Print




Stabilizer mechanism

Use on drawers in cabinets that are wider than 36" where heavy loading requires extra stabilization.

- Tracks locate on the cabinet sides above the cabinet members.
- Stabilizer bar made of aluminum and is cut to length to fit the cabinet.
- Brackets register on the back of the drawer sides and are attached with screws to the wood back panel.
- Gears and stabilizer bar snap into place

Extra depth clearance required

- Minimum interior clearance = drawer slide length + 19mm [3/4"]

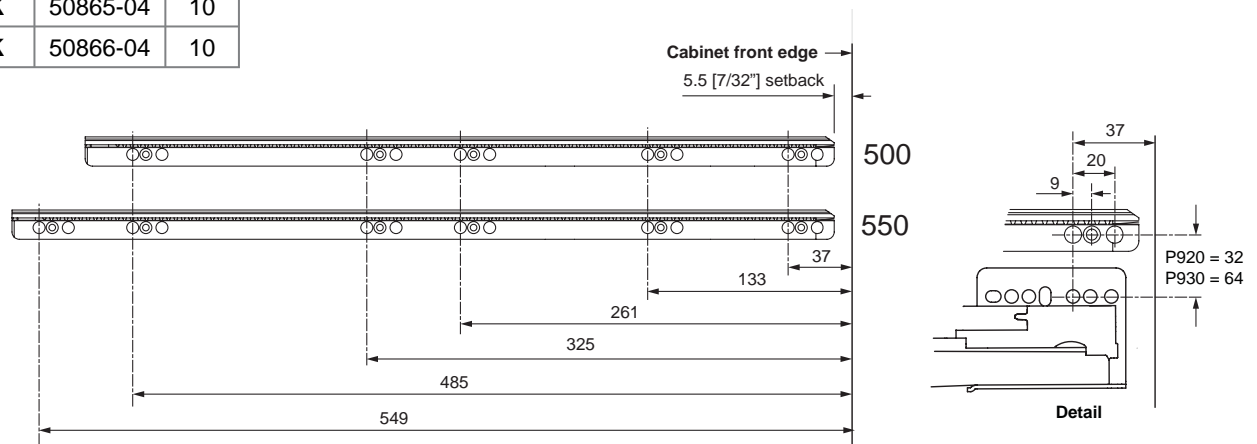


ID	Description	Length	Reference #	Item #	Pkg.
1	Stabilizer bar kit	For outside cabinet width 1200 [47 1/4"] or less	7600-1200-STAB	66388-04	10
2					
3					
4	Track set	500 [20"]	7600-500-TRAK	50865-04	10
		550 [22"]	7600-550-TRAK	50866-04	10

How to specify hardware

1. Select the stabilizer bar kit.
2. Select a track set to match the drawer slide length.

Minimum interior cabinet depth	
Slide length	Min. depth
500 [20"]	519 [20 7/16"]
550 [22"]	569 [22 3/8"]

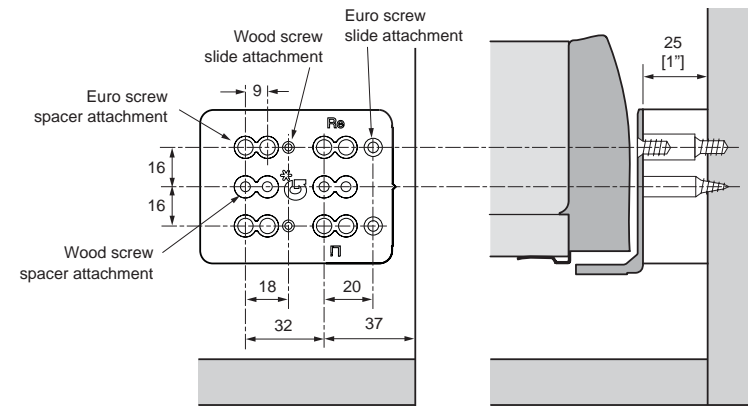


Cabinet member spacer

Used to space slides away from the cabinet sides on interior drawer applications.

- 25 [1"] thick, white molded plastic
- Universal, non-handed
- Can be mounted with Euro or wood screws
- Use (2) per slide

Ref. #	Item #	Pkg.
P601-001	62616-05	20

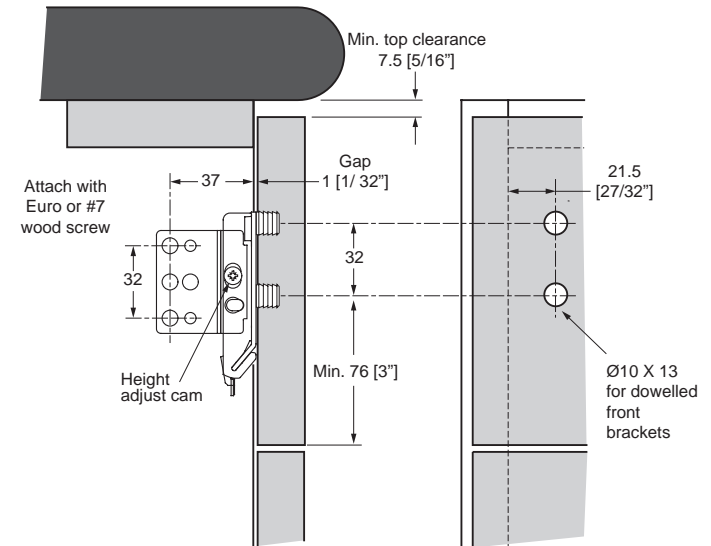


Blind panel bracket set

Hardware to mount panels such as sink-base false fronts to the cabinet sides.

- Kit includes one left and one right bracket.
- Enables quick attachment and removal like Nova Pro drawer fronts.
- Provides +/- 2mm height adjustment and +/- 1mm side adjustment
- Use with Nova Pro front brackets, screw-on or dowelled (order separately).

NOTE: If a cross rail beneath the false front is used clearance for release triggers must be provided.



Hardware components required to attach one blind panel

Qty.	Description	Ref. #	Item #	Pkg.
1	Blind panel bracket set	7600-BPB	27739-04	10
2	a - Front bracket, screw-on	7600-SCR-PB	21855-87	20
	b - Front bracket, dowelled	7600-DWL-PB	21854-87	20
		7600-DWL	21854-42	100

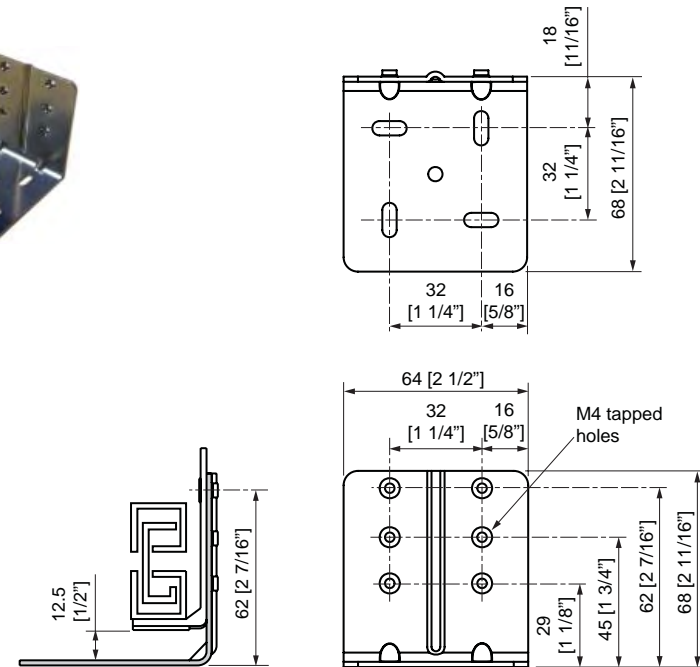
Interior drawer bracket kit

Used to mount cabinet members to a cabinet bottom or shelf for interior roll out trays.

Kit includes:

- (4) non-handed, zinc plated steel brackets
- (8) M4 screws to attach slides to brackets
- (8) #8 x 5/8" truss head screws to mount brackets to cabinet


Ref. #	Item #	Pkg.
ELI-INT-BRKT	00443-06	25



Cabinet member protector

Keeps dust and debris off of cabinet member mechanism during installation or finishing. Especially useful when countertops are installed over cabinets with drawers.

- Gray plastic U-channel snaps over slide
- 500 [20"] length - covers vulnerable components of 550 length as well
- Cut to length for shorter slides
- Reusable



Ref. #	Item #	Pkg.
7600-500-CMP	66378-04	10

Divider clip

Loose clips for making multiple divisions with cut to size dividers

Railing end clip

Used to mount a center rail between the drawer back and front.

Mount with #6 x 1/2" FH screws

Metallic Components

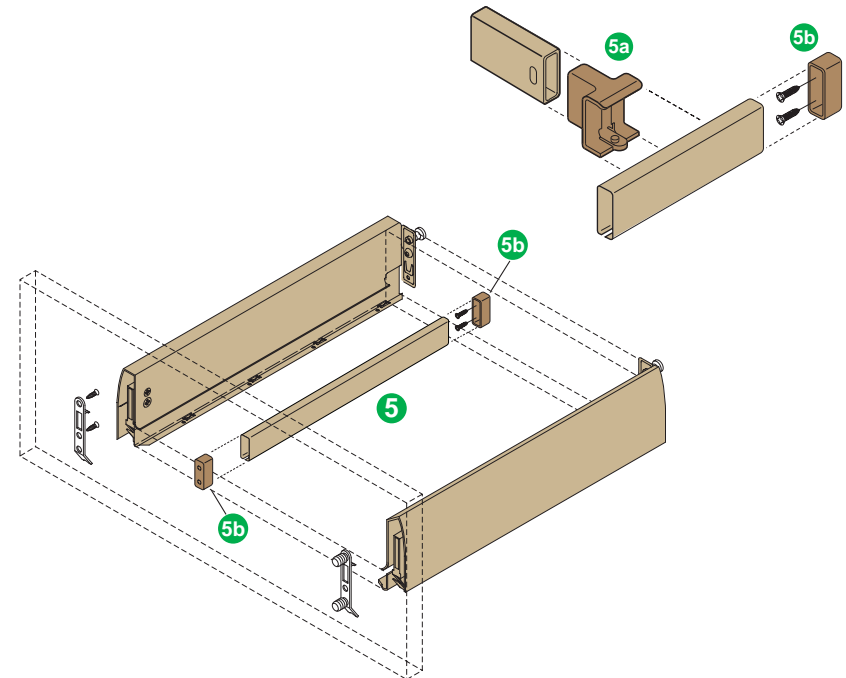
Code	Description	Ref. #	Item #	Pkg.
5a	Divider clip - Metallic	6180-R9006	38521-42	100
5b	Railing end clip - Light Gray	6150-R7035	38513-42	100
5	Divider set, 24" - Metallic *	7602-610-R9006	68814-04	10

* Cut divider rail to fit

Champagne Components

Code	Description	Ref. #	Item #	Pkg.
5a	Divider clip - Beige-Gray	6180-R7006	68588-42	100
5b	Railing end clip - Beige-Gray	6150-R7006	68589-42	100
5	Divider set, 24" - Champagne *	7602-610-G0028	68585-04	10

* Cut divider rail to fit



NOVA Pro F. A. Q. (Frequently Asked Questions)			
	Topic	Question	Answer
1	Cabinet member attachment	What is the proper screw size to attach cabinet profiles to the cabinet side panel?	The cabinet members holes are designed to use a flat head Euro screws or #7 flathead wood screws. #6 flathead wood screws are too small and will pull through under load.
2	Cabinet member face frame attachment	Can the cabinet profiles be attached to a face frame?	To mount Nova Pro slides to a face frame there must be blocking installed behind the frame. The required setback of the cabinet member front flange does not permit attachment to the frame.
3	Cabinet member attachment to cabinet back	Can the cabinet members be attached to the cabinet back panel with rear mount sockets in face frame cabinets?	Because the cabinet member is shorter than the drawer there is no means to attach a rear mount socket. Face frame cabinets require blocking to mount the cabinet members to the cabinet sides.
4	Cabinet member types	Are there 3/4 extension cabinet members or full extension versions with out Airmatic available?	All Nova Pro cabinet members are sold as full extension with Airmatic.
5	Cabinet member setback on interior drawers	Do interior drawers require a different cabinet member setback than overlay drawers?	Yes. Interior drawer applications require an additional 9mm [3/8"] clearance for the plastic front brackets. On overlay frameless cabinets, simply move the cabinet members one hole backwards. Note: This means the interior depth clearance requirement increases by 9mm [3/8"].
6	Drawer bottom thickness	Can the drawer bottom material be thicker or thinner than 16mm [5/8"]?	The drawer bottom fits into a channel on the inner wall of the drawer members which is designed to accept 16mm [5/8"] material. 19mm [3/4"] material can be used but a rabbet 21mm [7/8"] wide must be cut on the bottom of the left and right edges so that it will fit into the channels. Thinner material can be used but, a spacer strip 19mm [3/4"] wide by the length of the drawer member must be placed underneath to take up the difference.
7	Drawer bottom machining	Does the drawer bottom require machining?	If the thickness is 16mm [5/8"] no machining other than cutting the bottom to width and length is required.

NOV_QS_FAQ_1

Back

Menu

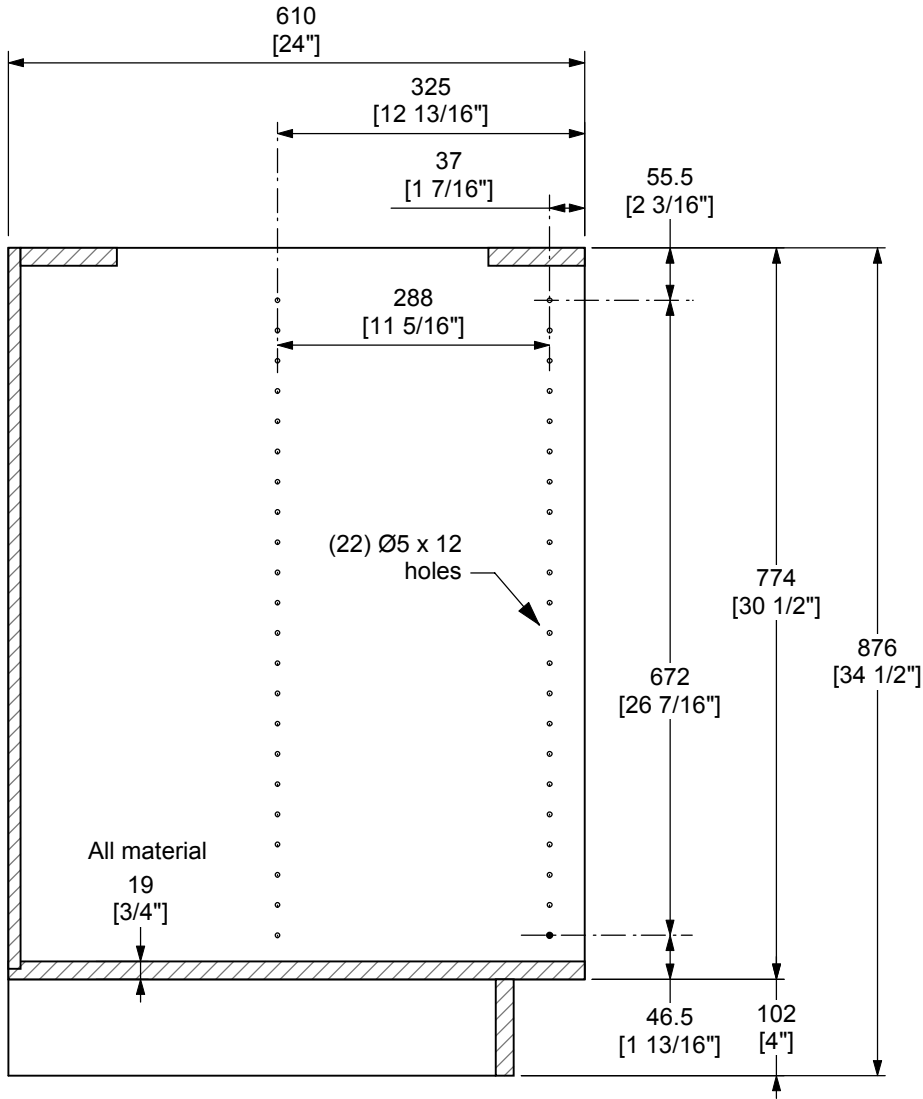
Print

More F. A. Q.'s

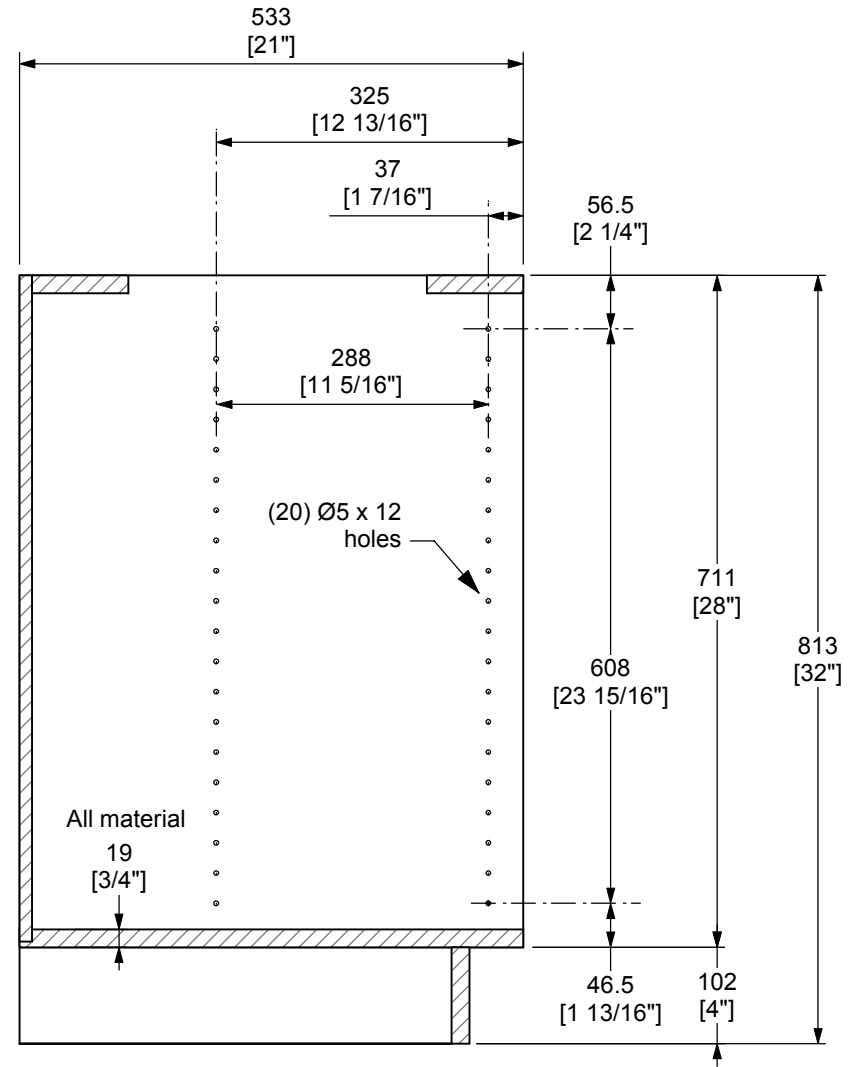
NOVA Pro F. A. Q. (Frequently Asked Questions)			
	Topic	Question	Answer
8	Drawer back thickness	Can the drawer back material be thicker or thinner than 16mm [5/8"]?	The drawer members have an interior covered profile that stops 17mm from the back. This is where the 16mm [5/8"] back fits. A wider panel will not fit unless the back side is rabbeted 21mm [7/8"] wide on the vertical edges.
9	Drawer back machining	Does the drawer back require machining?	Drilling the drawer backs is required if the preferred press together assembly process is performed. Two 10mm holes, which can be drilled easily and accurately with the Grass EcoPress, receive plastic dowels that are pre-attached to the drawer member back flange. Alternately, the backs can be attached to the drawer profiles with #6 x 5/8" wood screws and the pre-attached dowels can be removed by hand and discarded.
10	Drawer back height	Are there any restrictions to the height of the back panel?	Because NOVA Pro drawers don't require additional rear brackets for the back panel they can be as tall as the cabinet opening will permit. Side railings can be placed at any height.
11	Side railing placement	Are there restrictions as to where the side railings can be placed?	Because the drawer back panel can be variable there are no restrictions. The rear railing brackets can locate at any height on the back panel.
12	Divider railing sets	Does a long divider kit need to be purchased for a narrow drawer?	The NOVA Pro divider kits come in three lengths for cabinet widths 24", 36" and 47". Choose a kit that matches the outside cabinet width or less. Example: a 21" cabinet would use a 24" kit.
13	Cutting divider rails	What is the best way to cut divider rails to length?	Divider rails are made of powder epoxy coated steel. They should be cut with either a hack saw, band saw or abrasive cutoff machine. IMPORTANT When using power machines with abrasive blades, the hot sparks can melt into the top clear-coat finish of the rails.
14	Cutting interior drawer front panels	What is the best way to cut interior drawer front panels to length?	The interior drawer front panels are an aluminum extrusion with a powder epoxy coating. They can be cut on a power miterbox, table saw or radial arm saw. The preferred blade is a 10", 60 tooth, triple chip grind with 3° negative rake. IMPORTANT Hold down clamps must be used on miterbox or radial arm saws.

NOVA Pro F. A. Q. (Frequently Asked Questions)			
	Topic	Question	Answer
15	Drawer front vertical adjustment	How are vertical drawer adjustments made?	The vertical drawer adjustment is made from the inside of the drawer. Two screw are located at the front of the drawer on each side. The top (smaller) screw loosens the mechanism and the lower (larger) screw raises and lowers the front with a cam. The drawer comes in the center or neutral position and the range is 2mm [3/32"] up and 2mm [3/32"] down. Tighten the top screw after adjustments are made.
16	Drawer front side adjustment	How are side-to-side drawer front adjustments made?	Side-to-side adjustments are tool-free and made by partially depressing the drawer front release tabs under the drawer front. Depress the tabs and with your palms move the drawer right or left. Release the tabs to lock the drawer front into position. When installing the drawer front for the first time it centers into the center or neutral position. Variable adjustment is 1mm [3/64"] left and 1mm [3/64"] right.
17	Drawer front tilt adjustment	How are drawer front tilt adjustments made?	On P930 series deep drawers there is a tilt adjustment cam screw located on the inside of the drawer near the back. Turn this screw to raise the back of the drawer which will in turn, tilt the top of the drawer front away from the cabinet. On P920 and P930 series drawer sides with side railings installed, the front brackets of the railing set have a thumb wheel that will tilt the top of the drawer front in or out.
18	Side railing placement	Are there restrictions as to where the side railings can be placed?	Because the drawer back panel can be variable there are no restrictions. The rear railing brackets can locate at any height on the back panel. The cross sectional drawings show the railings in the lowest and optimal position.
19	Divider railing sets	Does a long divider kit need to be purchased for a narrow drawer?	The NOVA Pro divider kits come in three lengths for cabinet widths 24", 36" and 47". Choose a kit that matches the outside cabinet width or less. Example: a 21" cabinet would use a 24" kit.
20	Drawer member U-cover caps	What are the U-cover caps for and what are they used for?	The Metallic and Champagne drawer members vary slightly. The Metallic series, mostly used in Europe, has a U shaped cutout in the back to receive a fitting that is not used in the state. The Champagne drawer members are only available in America so the cutouts were not included. The Metallic colored plastic U-cover caps can be used to cover the cutouts if so desired.

Subject to technical modifications without notice
 Dimension in millimeters, inch equivalents rounded to 1/16"

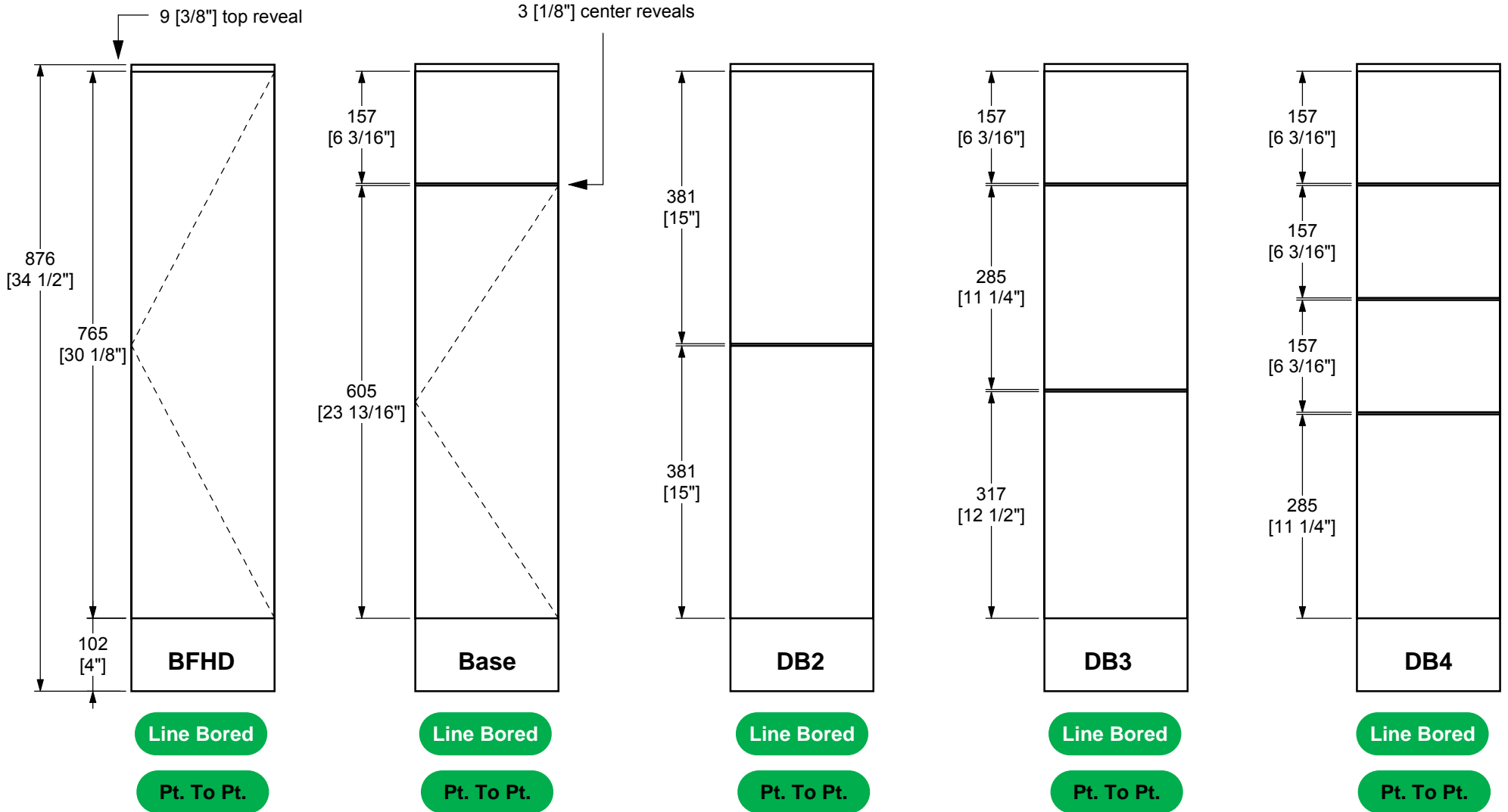


Kitchen Base

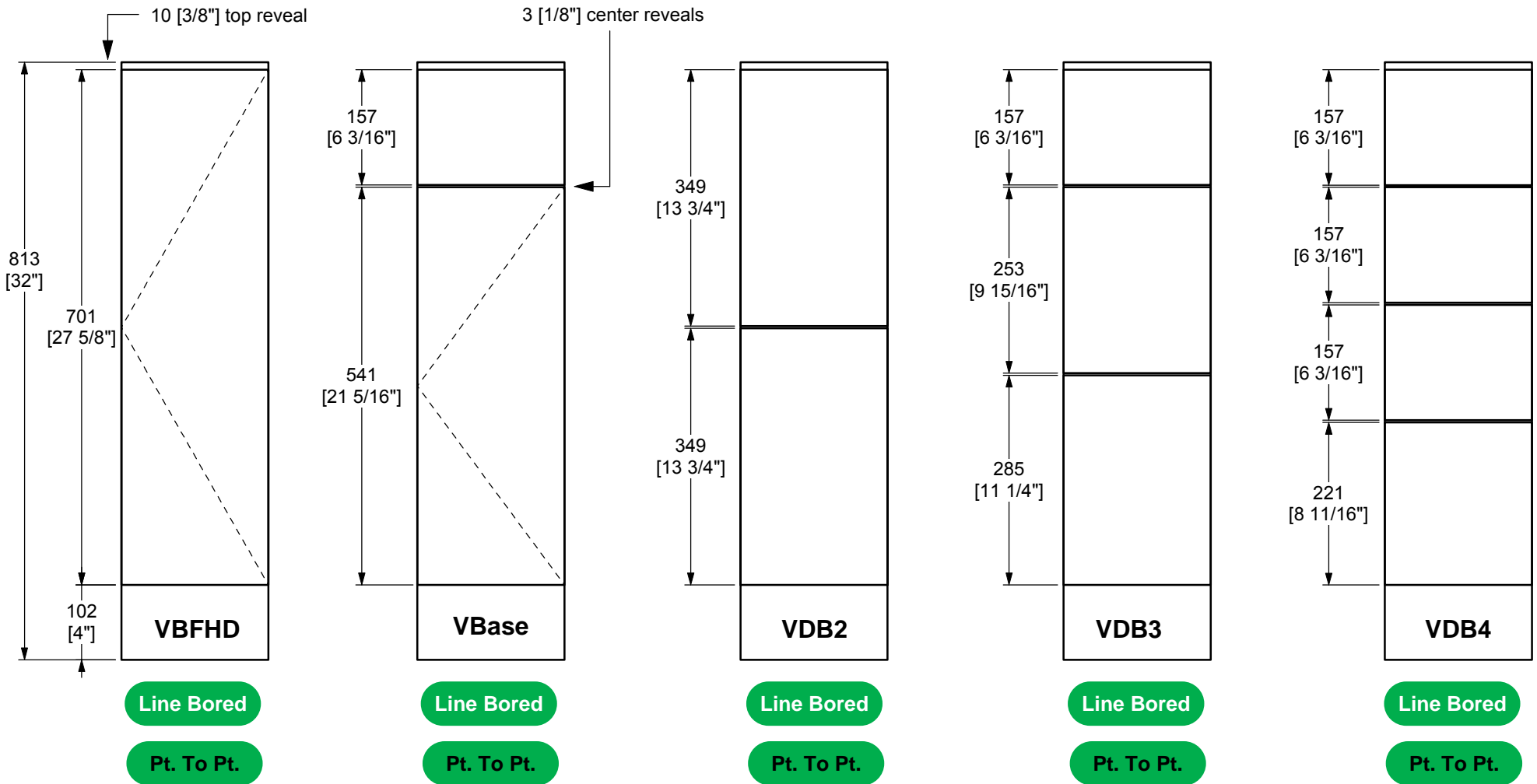


Vanity

Subject to technical modifications without notice
 Dimension in millimeters, inch equivalents rounded to 1/16"



Subject to technical modifications without notice
 Dimension in millimeters, inch equivalents rounded to 1/16"



Subject to technical modifications without notice
Dimension in millimeters, inch equivalents rounded to 1/16"

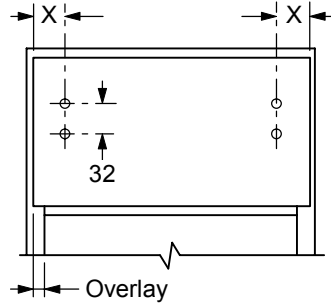
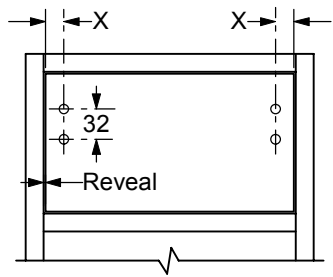
Front bracket (X) dimensions

Inset Applications

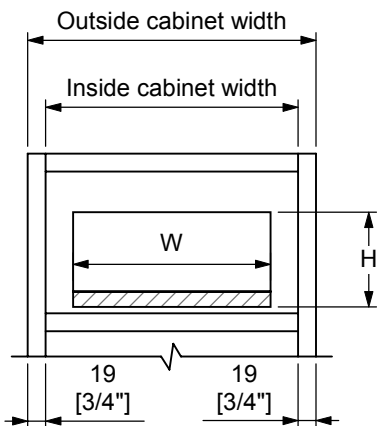
Reveal	-3	-2	-1.5
	-1/8"	-3/32"	-1/16"
X	18.5	19.5	20

Overlay Applications

Overlay	1.5	3	5	6	8	9.5	11	13	14	16	17.5	19	20.5	22
	1/16"	1/8"	3/16"	1/4"	5/16"	3/8"	7/16"	1/2"	9/16"	5/8"	11/16"	3/4"	13/16"	7/8"
X	23	24.5	26.5	27.5	29.5	31	32.5	34.5	35.5	37.5	39	40.5	42	43.5



Drawer component dimensions



Drawer bottom and back width (W)

Based on 3/4" side panels

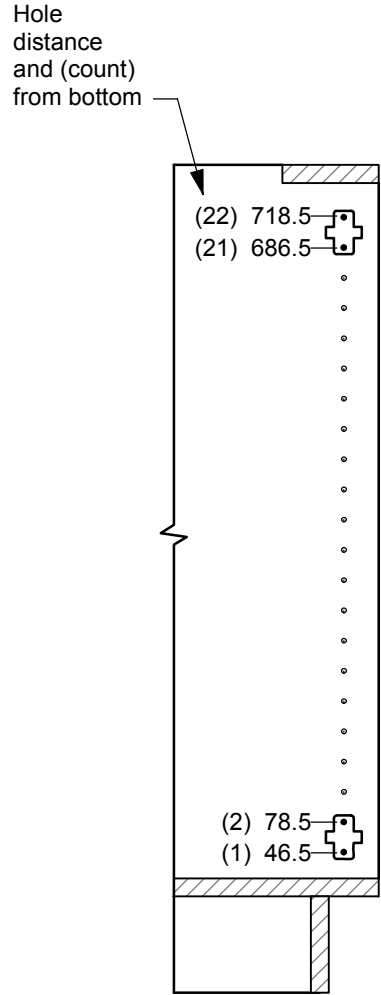
Outside cabinet width	9"	12"	15"	18"	21"	24"	27"	30"	33"	36"	39"
Inside cabinet width	228.5	305	381	457	533	609.5	686	762	838	914	990.5
Inside cabinet width	7 1/2"	10 1/2"	13 1/2"	16 1/2"	19 1/2"	22 1/2"	25 1/2"	28 1/2"	31 1/2"	34 1/2"	37 1/2"
W	5 3/16"	8 1/4"	11 1/4"	14 3/16"	17 3/16"	20 3/16"	23 1/4"	26 1/4"	29 3/16"	32 3/16"	35 3/16"
	132.5	209	285	361	437	513.5	590	666	742	818	894.5

Drawer back height (H)

P920	3 5/16"	84
P930	4 9/16"	116
P920 + Railing	5 7/8"	149
P930 + Railing	7 1/8"	181

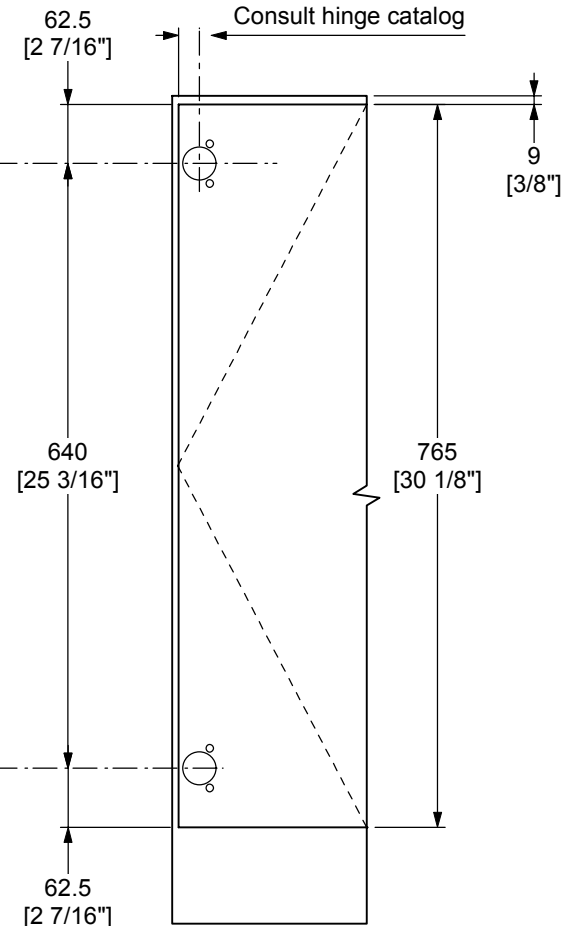
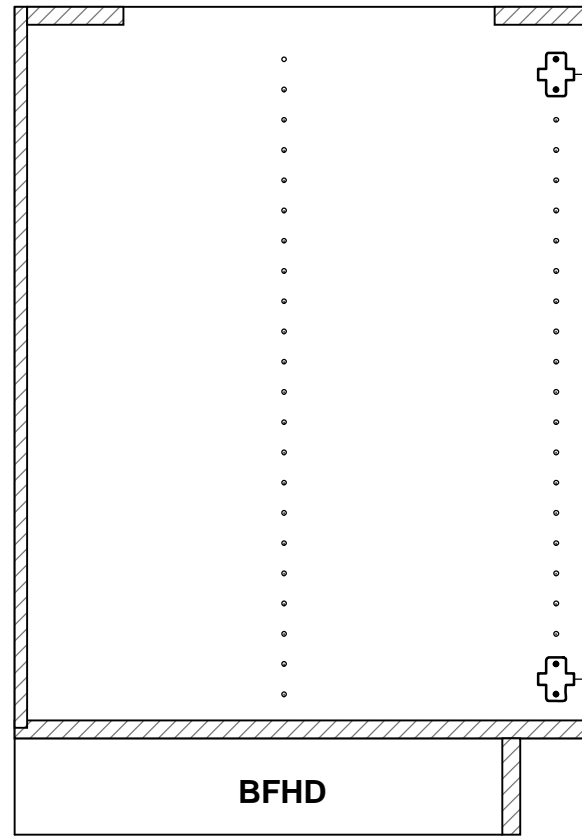
Subject to technical modifications without notice
 Dimension in millimeters, inch equivalents rounded to 1/16"

Line Bore Method



Base plate mounting positions

Minimum interior depth
 For interior drawer = 564 [22 3/16"]
 For interior drawers with stabilizer = 578 [22 3/4"]

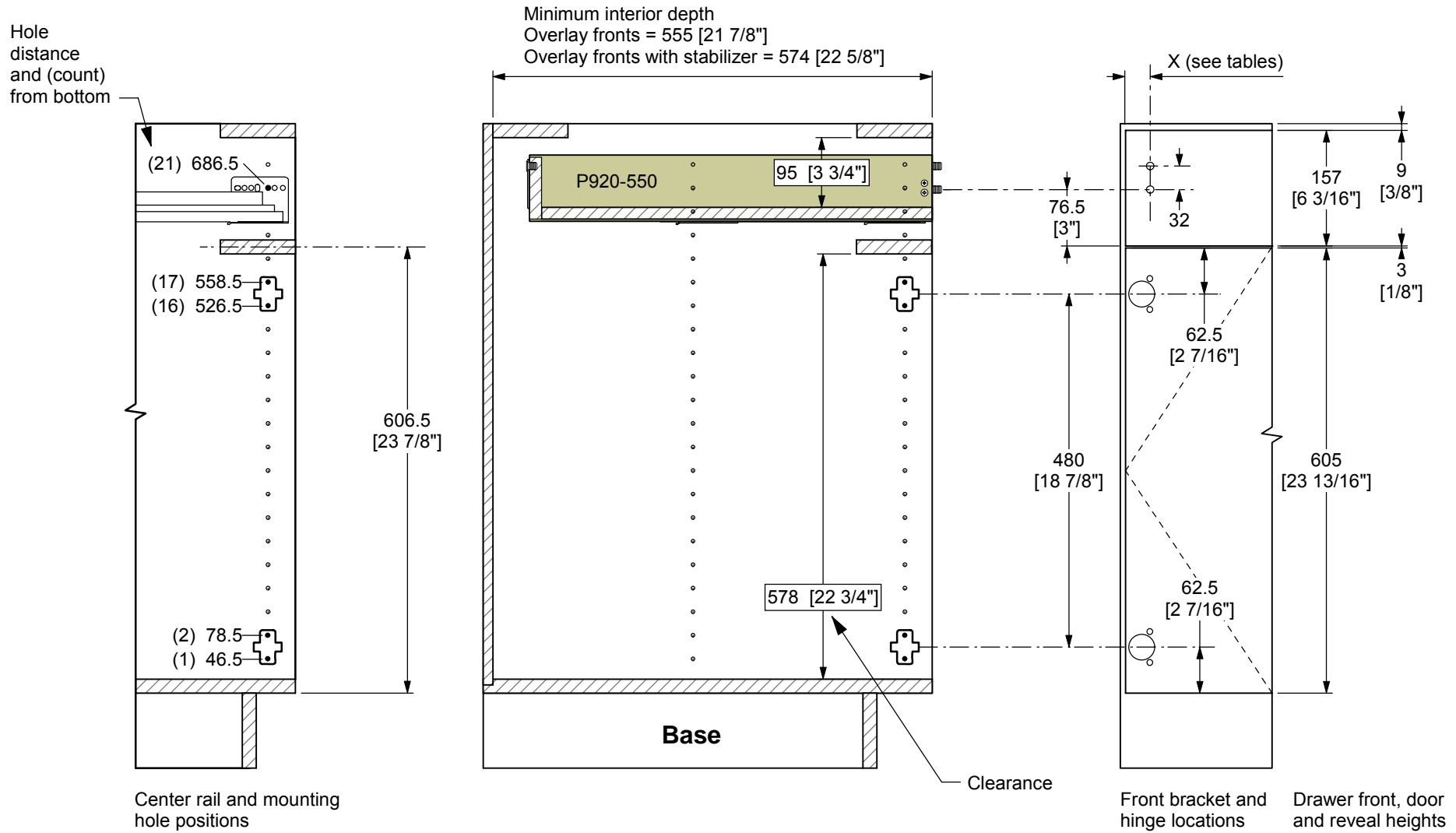


Hinge locations

Door and reveal heights

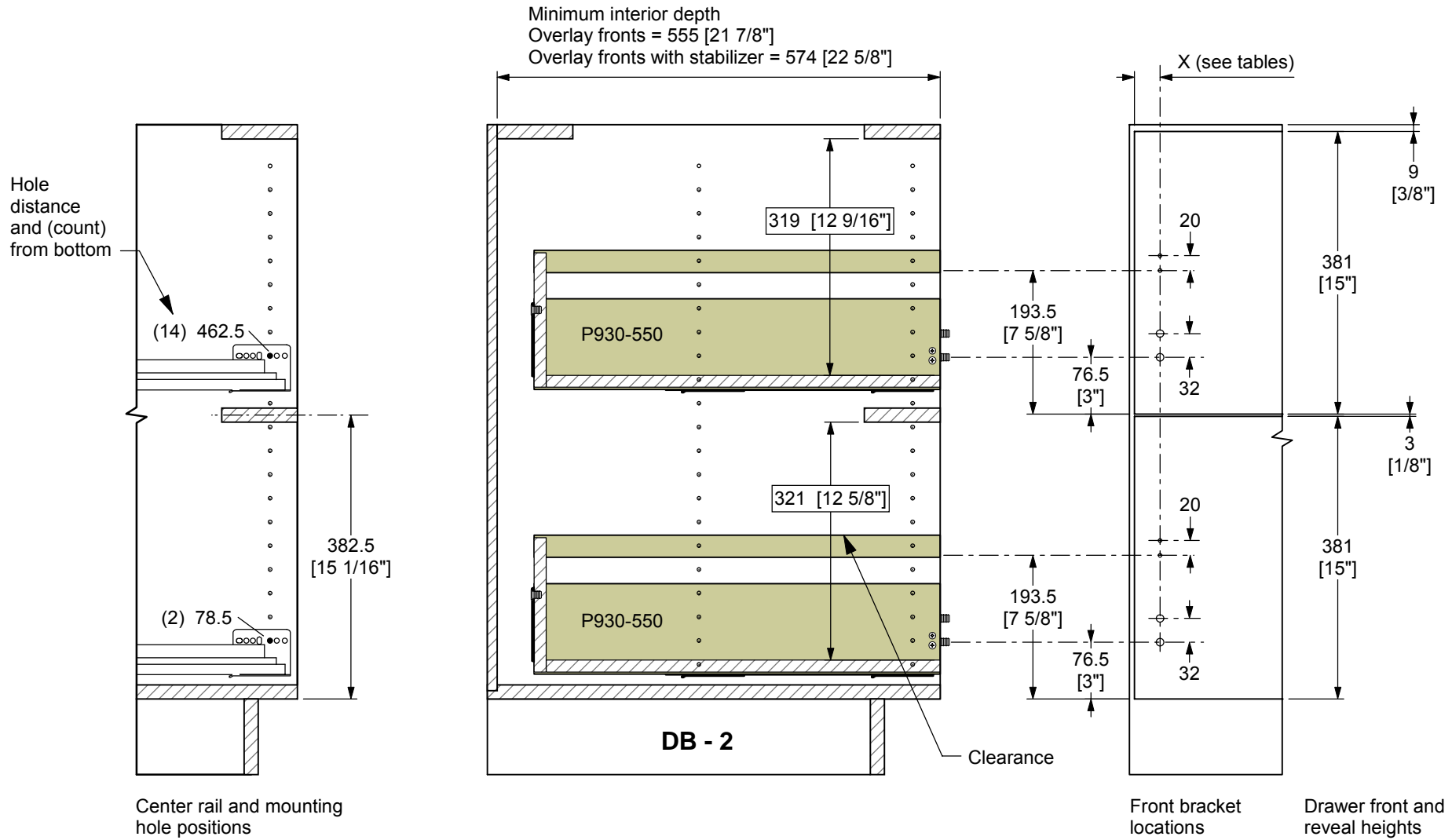
Subject to technical modifications without notice
 Dimension in millimeters, inch equivalents rounded to 1/16"

Line Bore Method



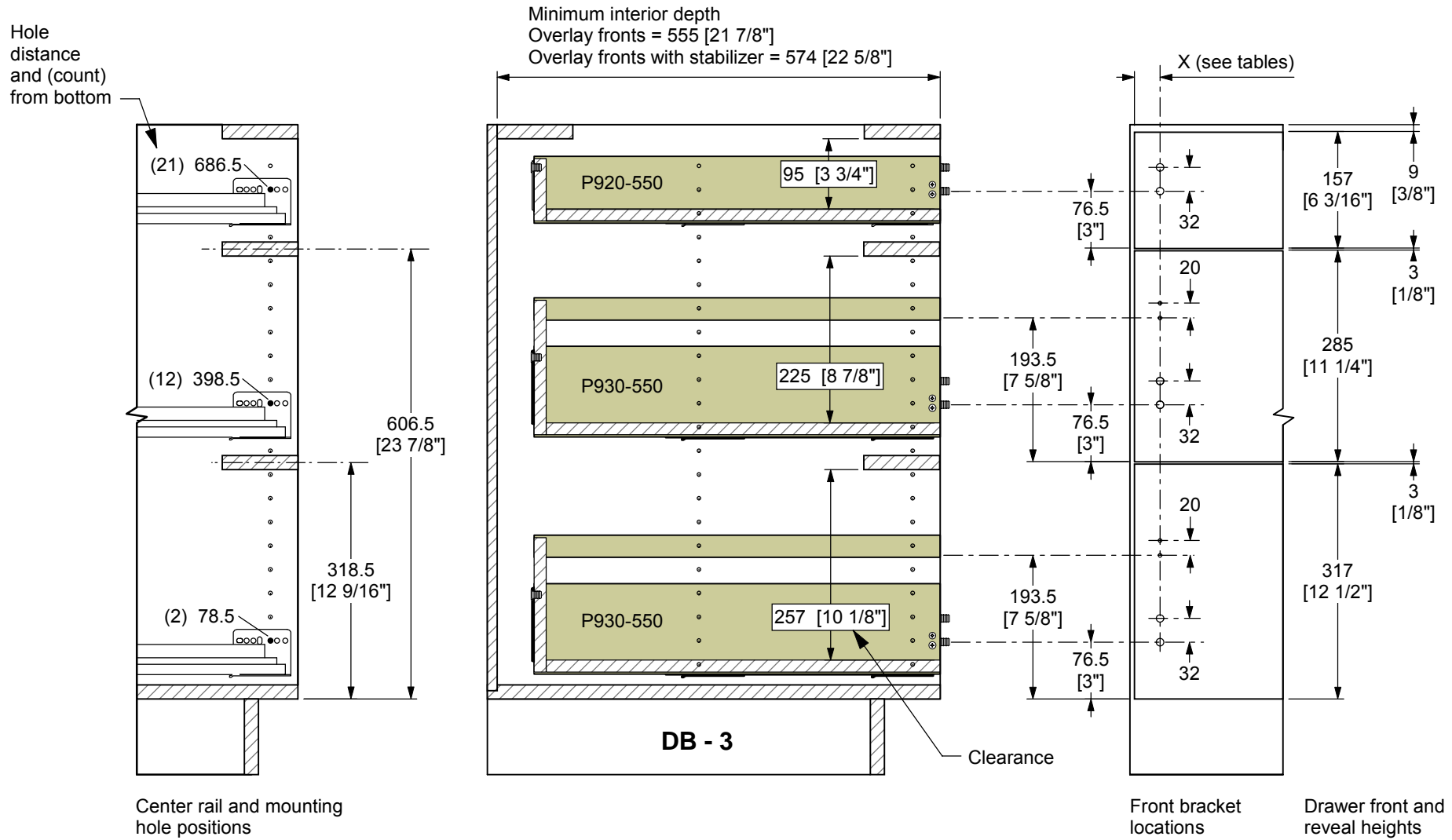
Subject to technical modifications without notice
 Dimension in millimeters, inch equivalents rounded to 1/16"

Line Bore Method



Subject to technical modifications without notice
 Dimension in millimeters, inch equivalents rounded to 1/16"

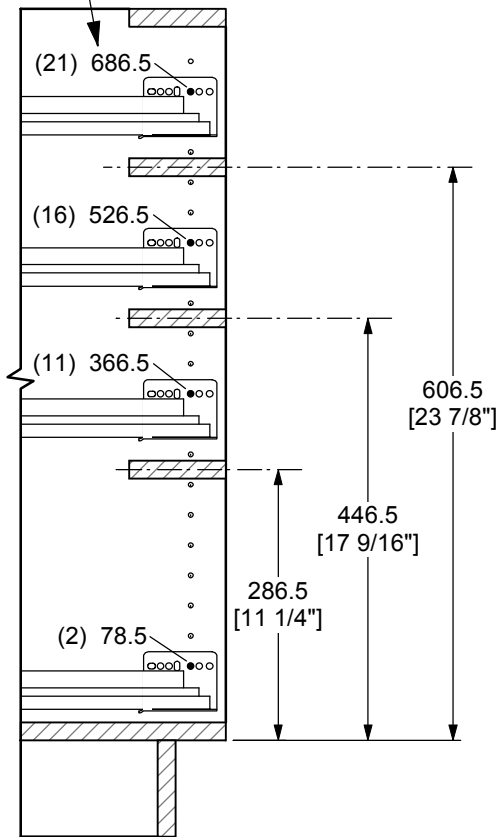
Line Bore Method



Subject to technical modifications without notice
 Dimension in millimeters, inch equivalents rounded to 1/16"

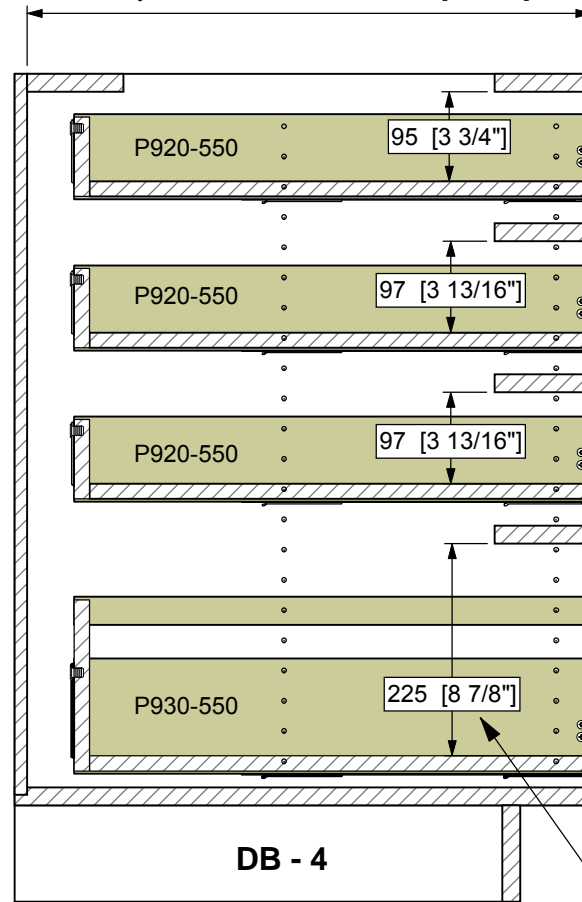
Line Bore Method

Hole distance and (count) from bottom



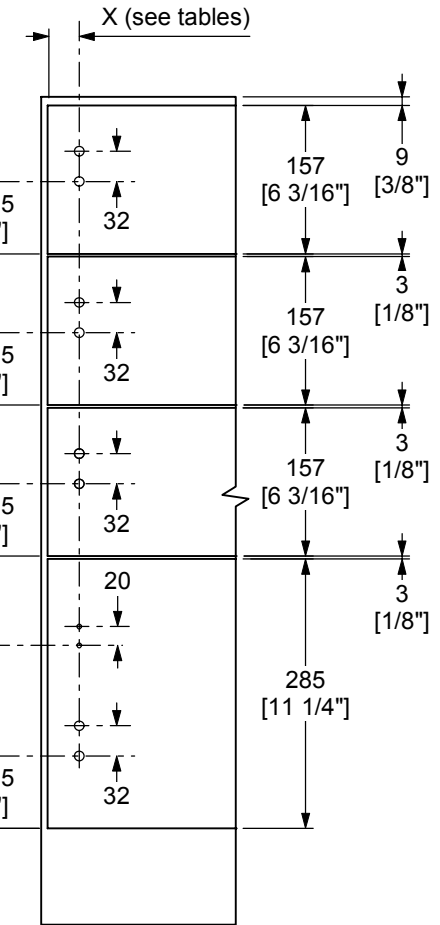
Center rail and mounting hole positions

Minimum interior depth
 Overlay fronts = 555 [21 7/8"]
 Overlay fronts with stabilizer = 574 [22 5/8"]



DB - 4

Clearance

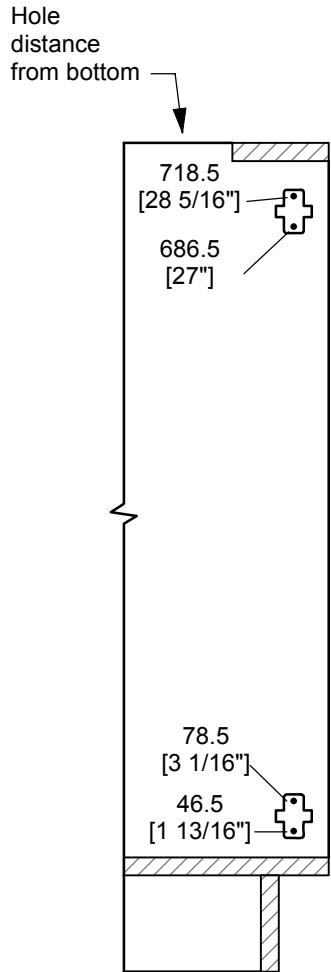


Front bracket locations

Drawer front and reveal heights

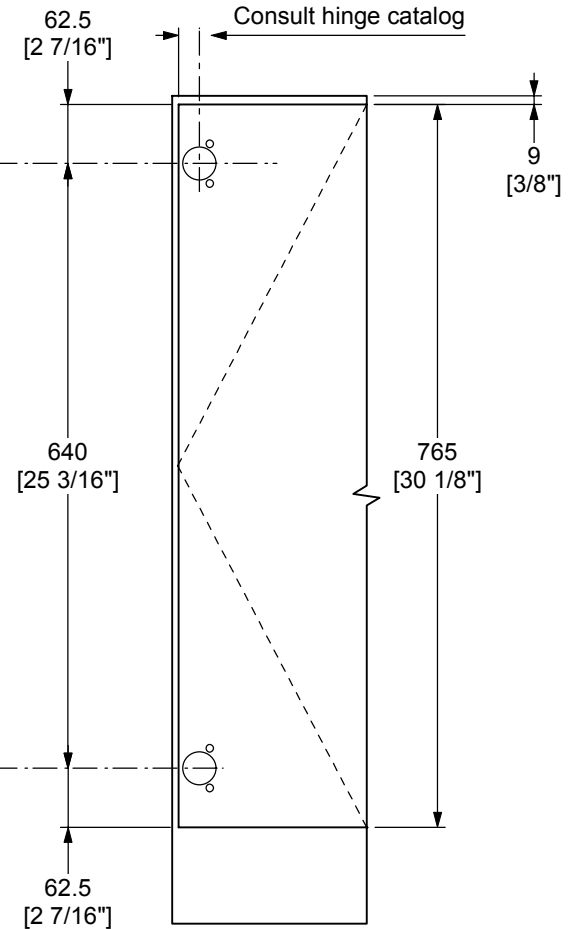

Subject to technical modifications without notice
 Dimension in millimeters, inch equivalents rounded to 1/16"

Point - to - Point Method



Base plate mounting positions

Minimum interior depth
 For interior drawer = 564 [22 3/16"]
 For interior drawers with stabilizer = 578 [22 3/4"]

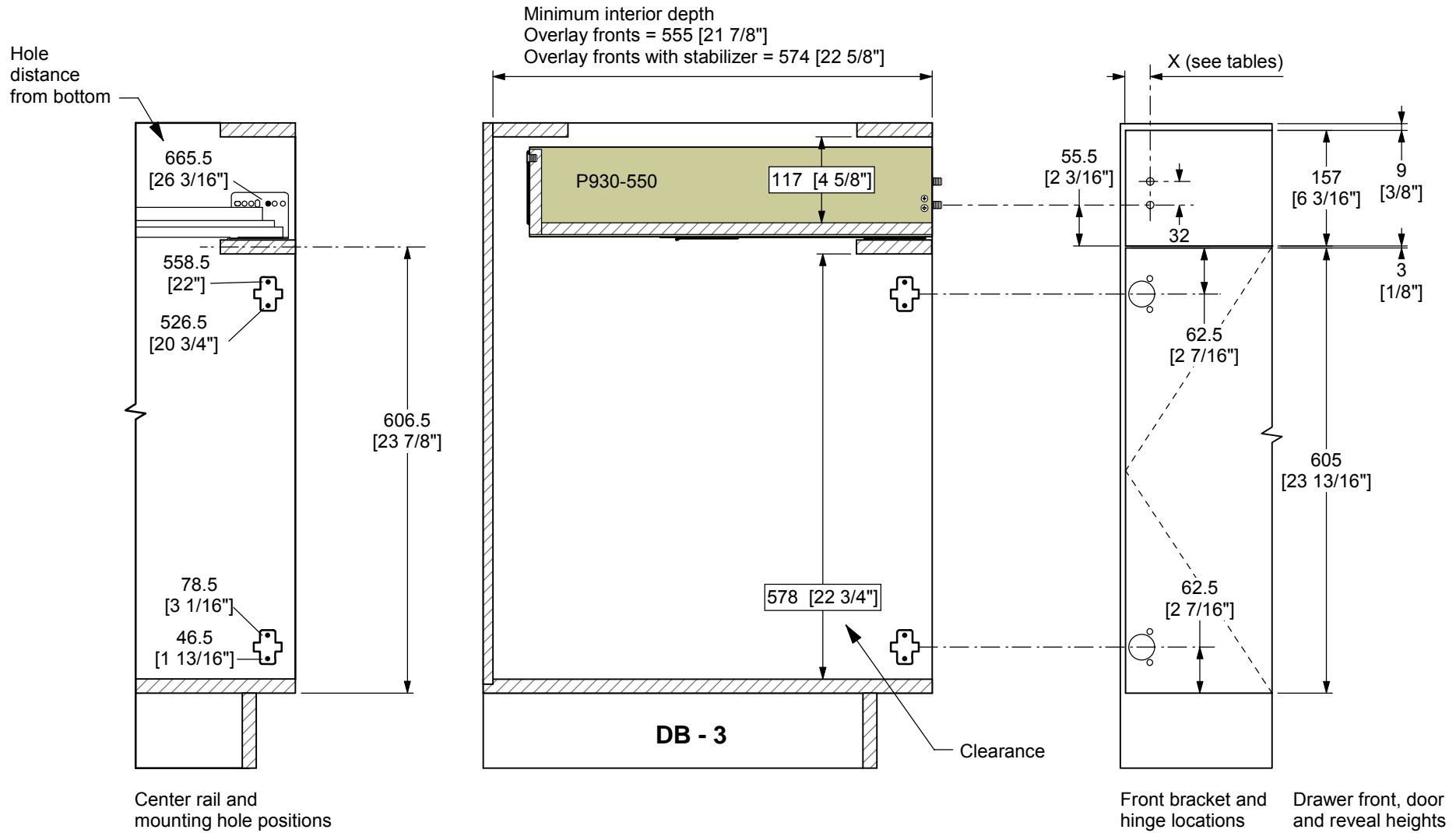


Hinge locations

Door and reveal heights

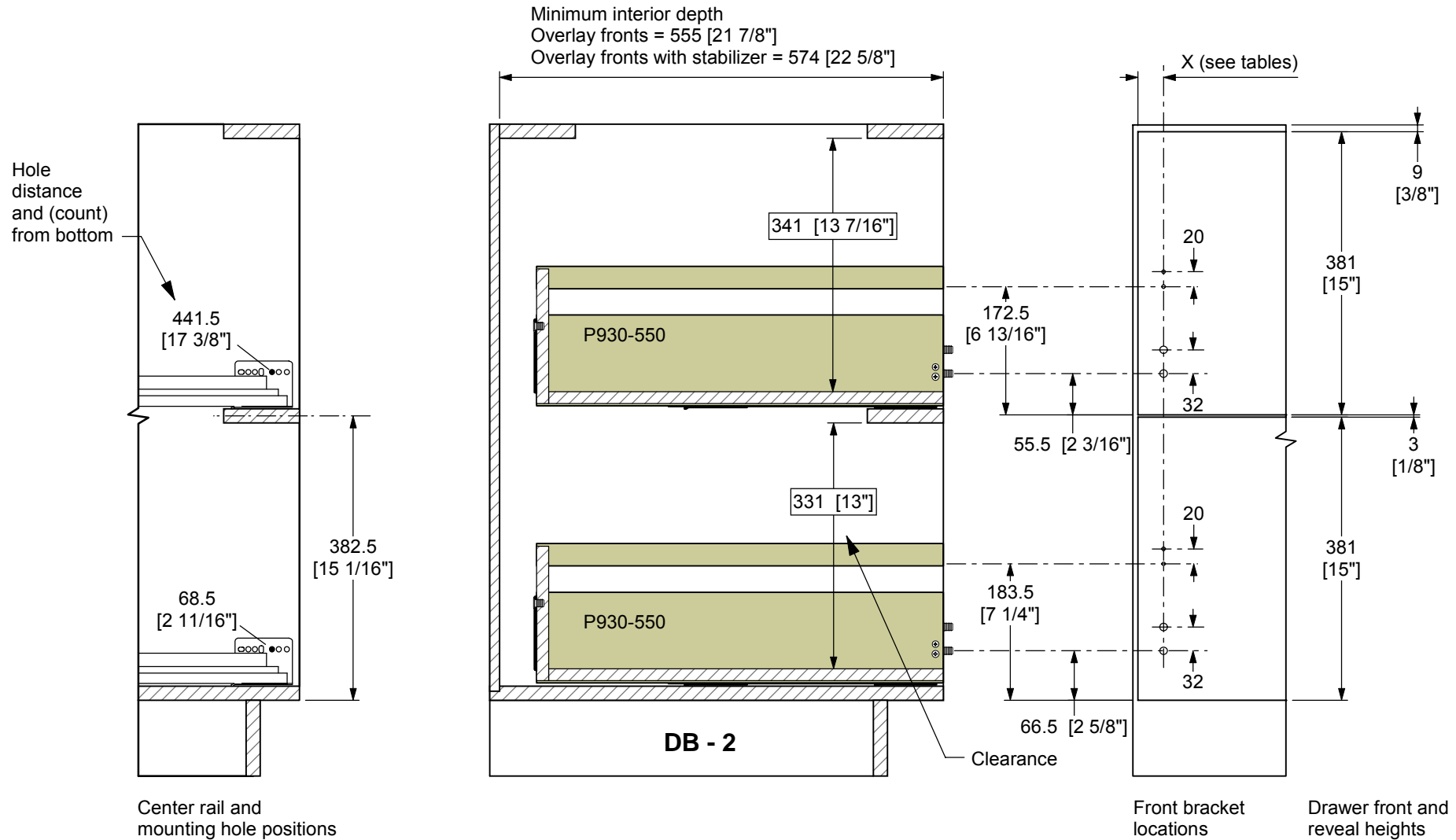
Subject to technical modifications without notice
 Dimension in millimeters, inch equivalents rounded to 1/16"

Point - to - Point Method



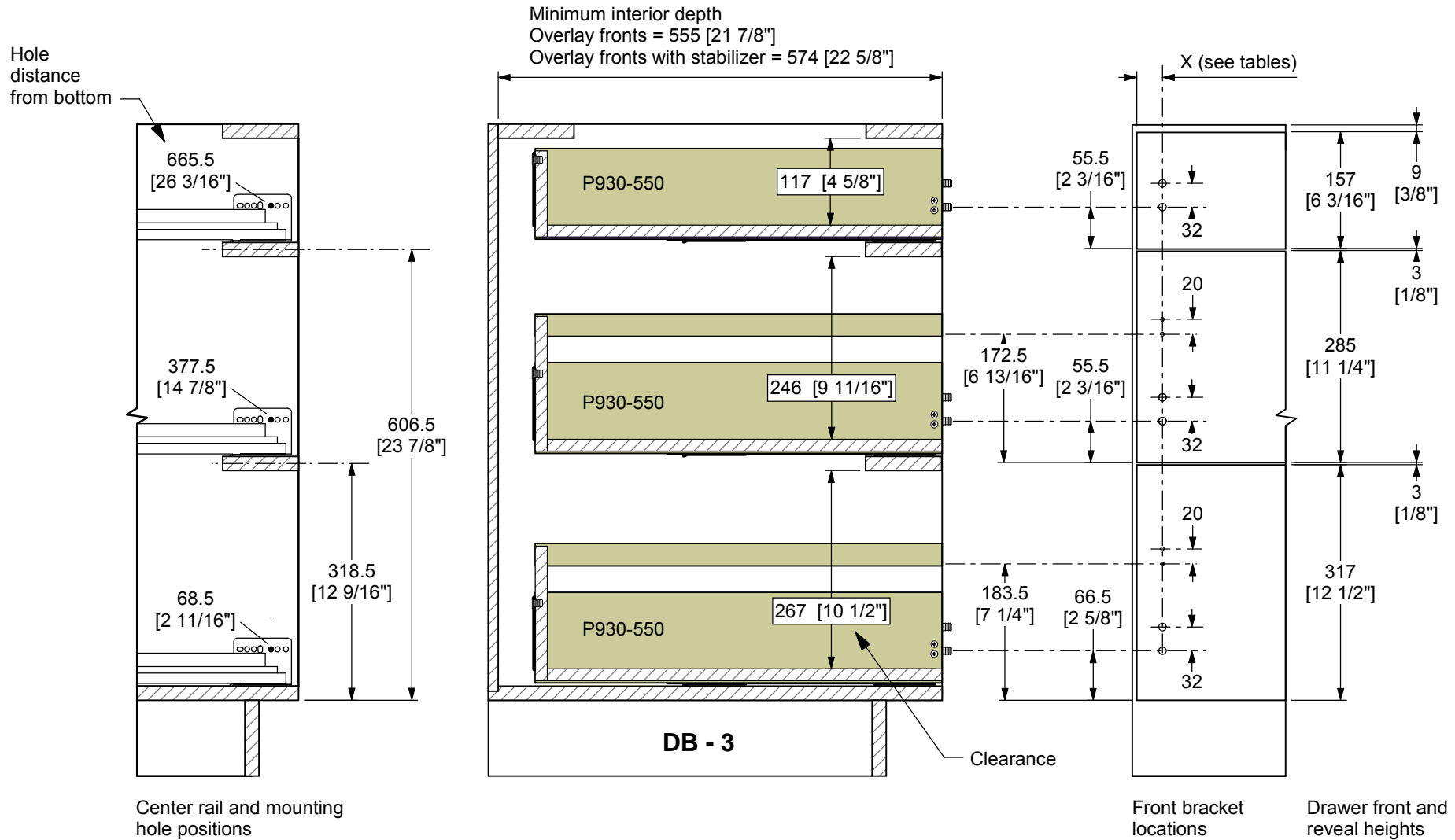
Subject to technical modifications without notice
 Dimension in millimeters, inch equivalents rounded to 1/16"

Point - to - Point Method



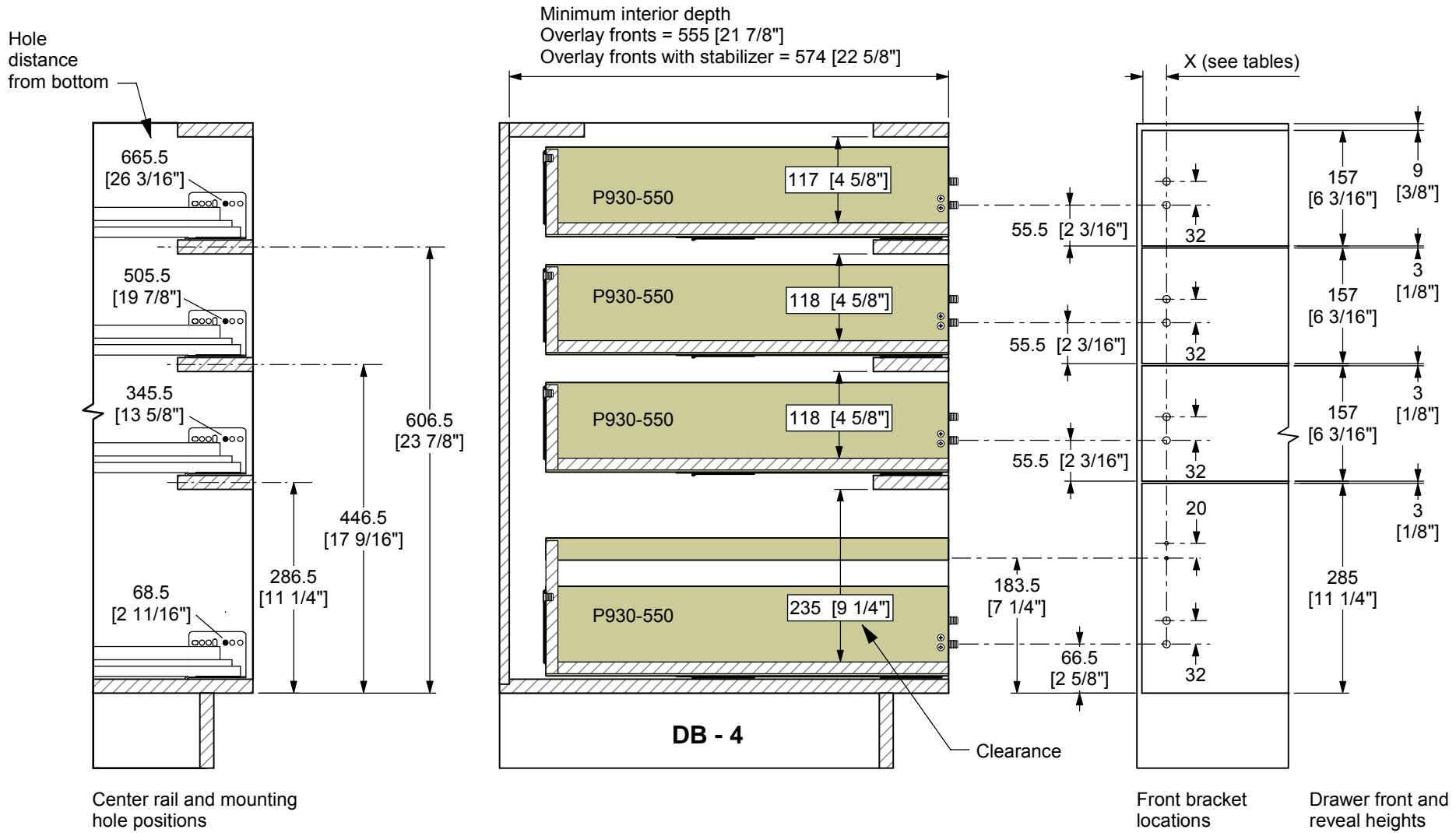
Subject to technical modifications without notice
Dimension in millimeters, inch equivalents rounded to 1/16"

Point - to - Point Method



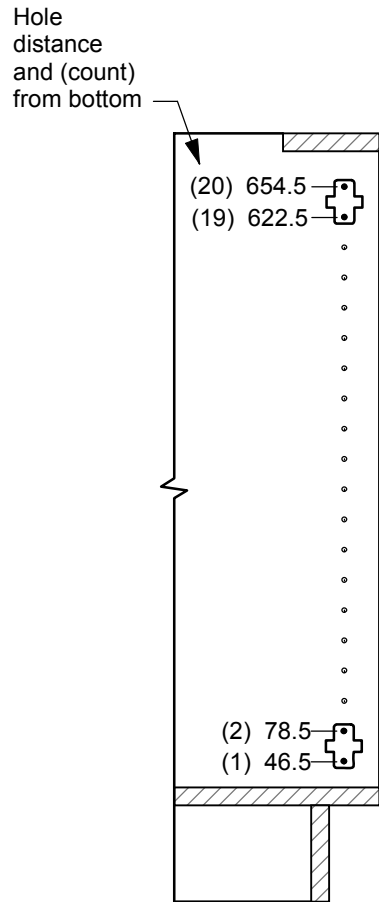
Subject to technical modifications without notice
 Dimension in millimeters, inch equivalents rounded to 1/16"

Point - to - Point Method



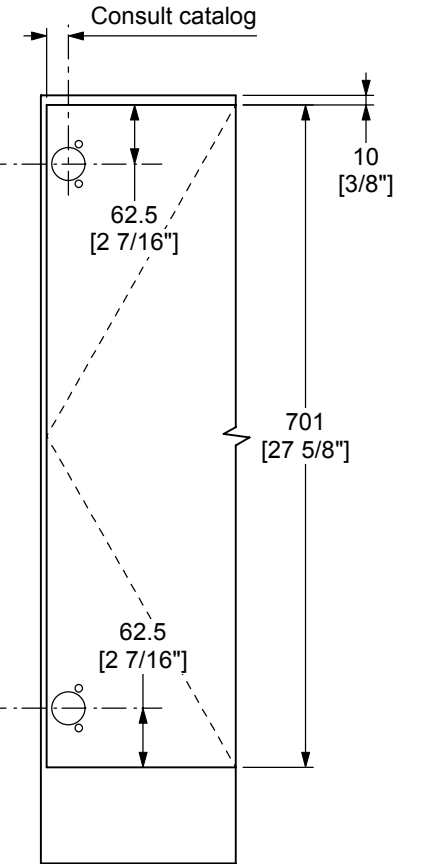
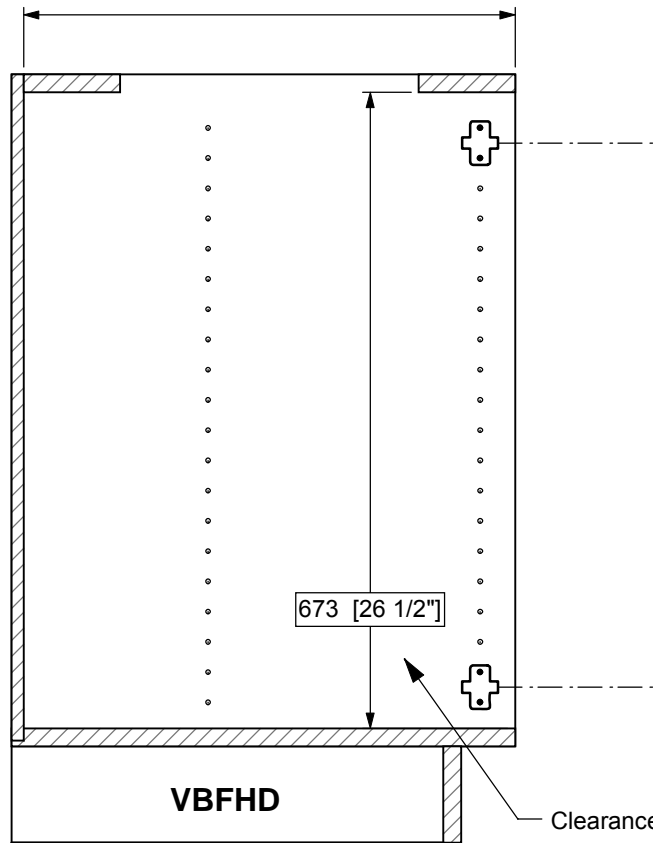
Subject to technical modifications without notice
 Dimension in millimeters, inch equivalents rounded to 1/16"

Line Bore Method



Base plate hole positions

Minimum interior depth
 For interior drawer = 514 [20 1/4"]
 For interior drawers with stabilizer = 528 [20 13/16"]

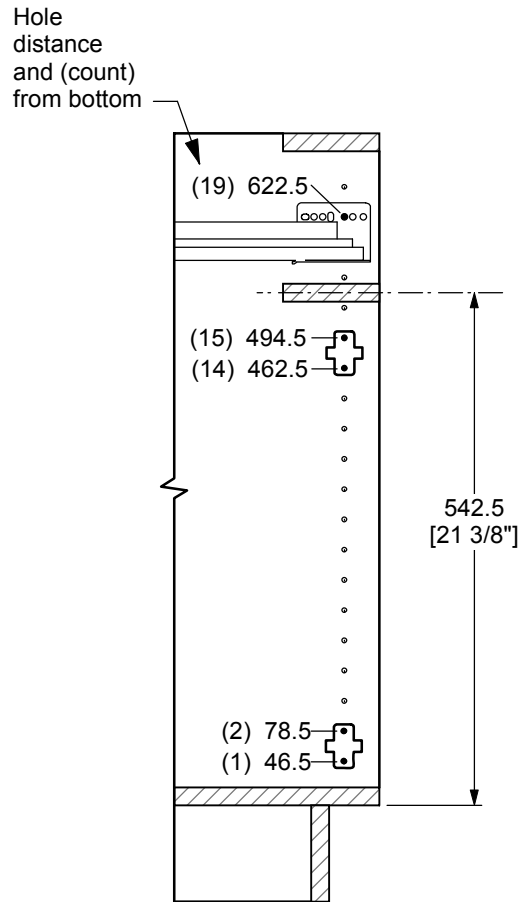


Hinge locations

Door and reveal heights

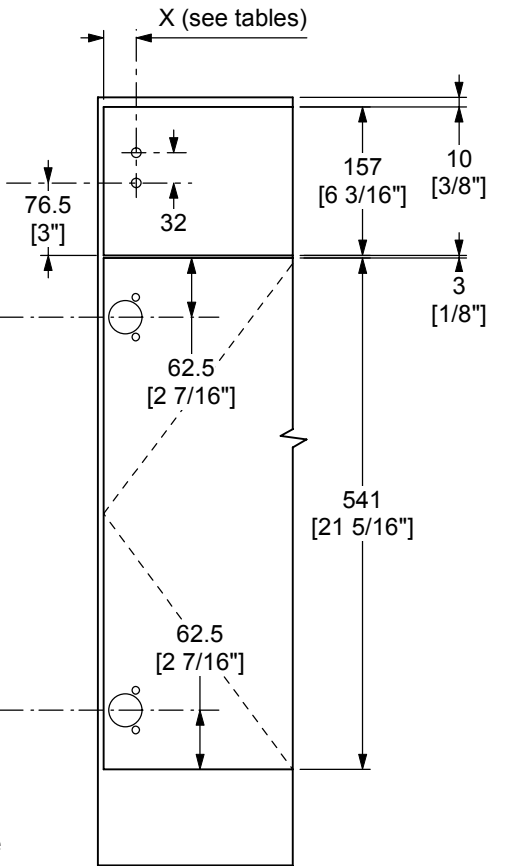
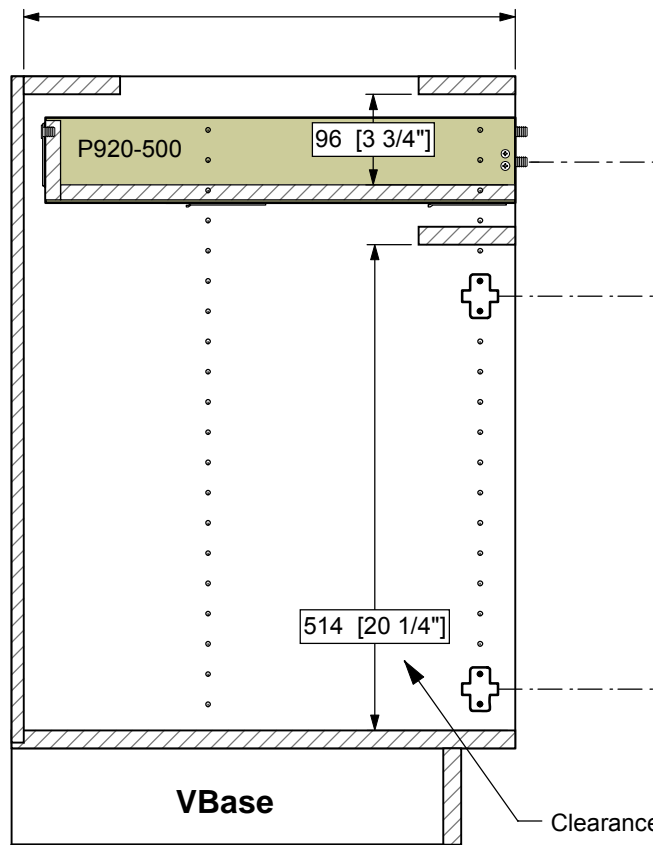
Subject to technical modifications without notice
 Dimension in millimeters, inch equivalents rounded to 1/16"

Line Bore Method



Center rail and mounting hole positions

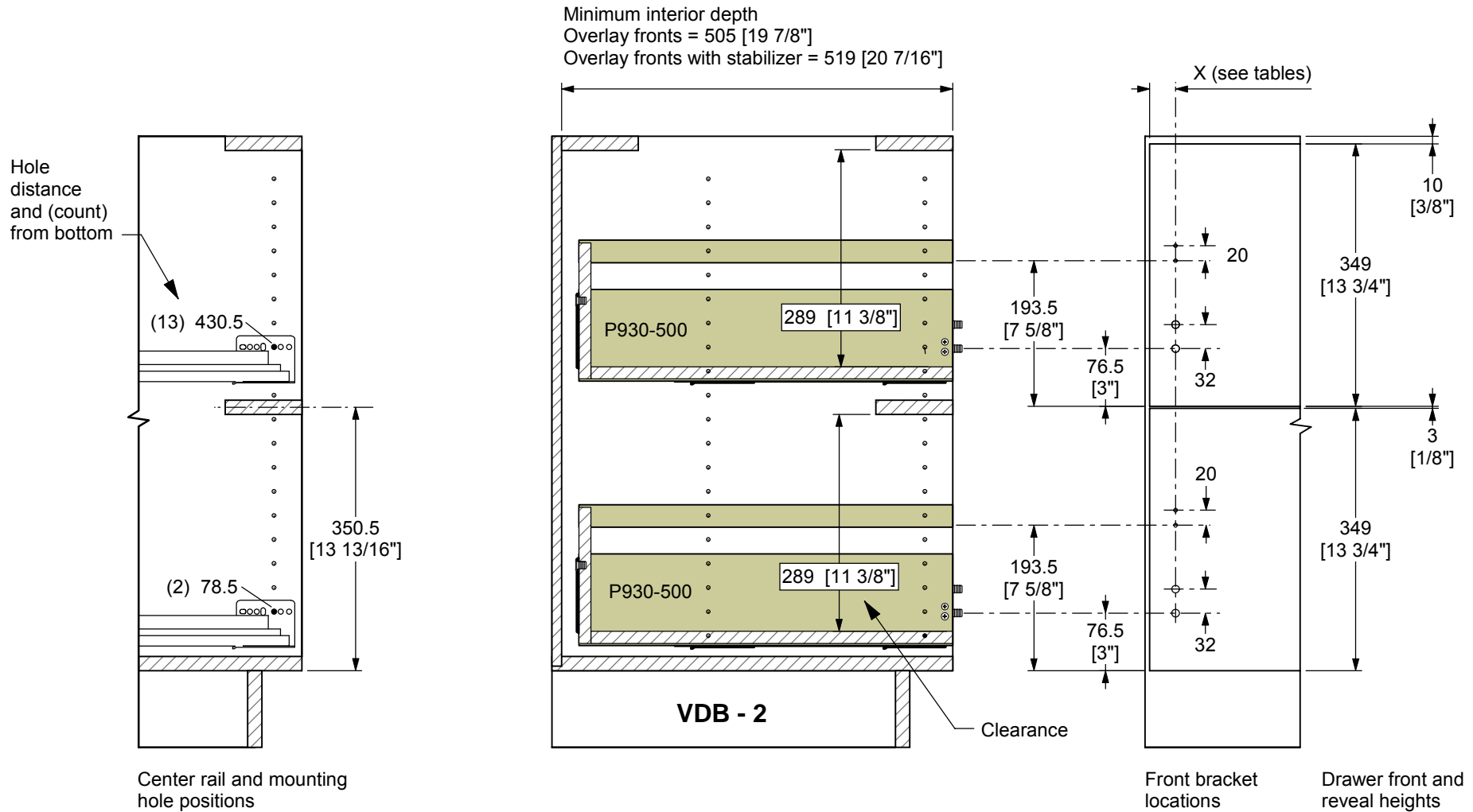
Minimum interior depth
 Overlay fronts = 505 [19 7/8"]
 Overlay fronts with stabilizer = 519 [20 7/16"]



Front bracket and hinge locations
 Drawer front, door and reveal heights

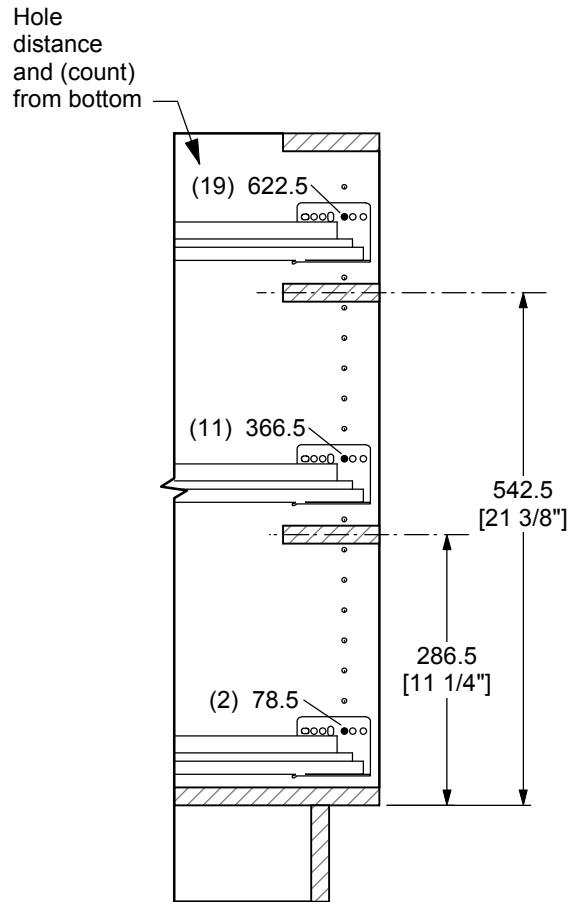
Subject to technical modifications without notice
 Dimension in millimeters, inch equivalents rounded to 1/16"

Line Bore Method



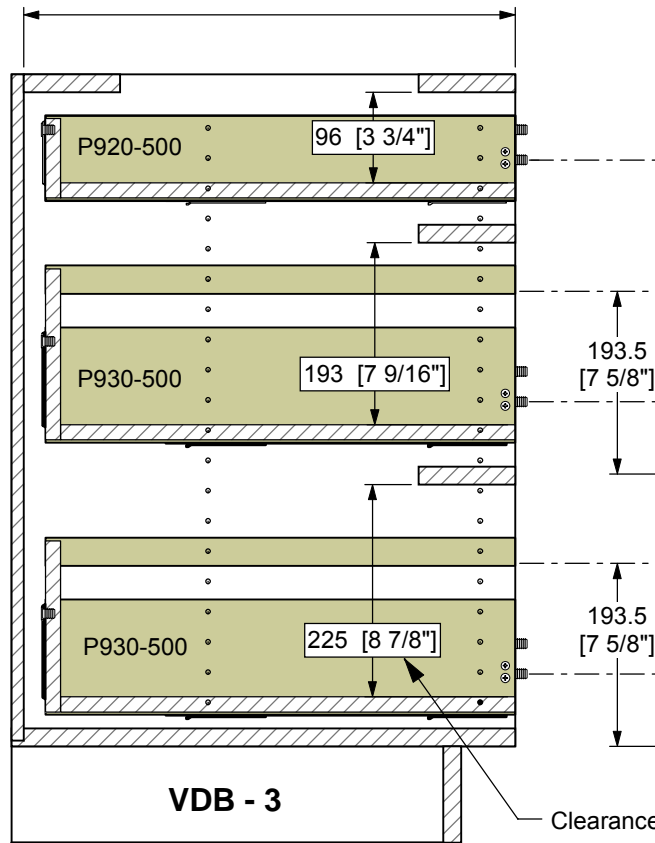
Subject to technical modifications without notice
 Dimension in millimeters, inch equivalents rounded to 1/16"

Line Bore Method



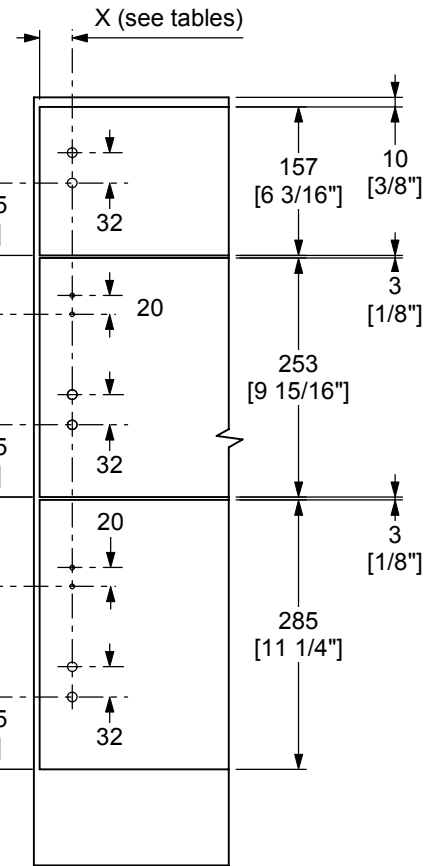
Center rail and mounting hole positions

Minimum interior depth
 Overlay fronts = 505 [19 7/8"]
 Overlay fronts with stabilizer = 519 [20 7/16"]



VDB - 3

Clearance



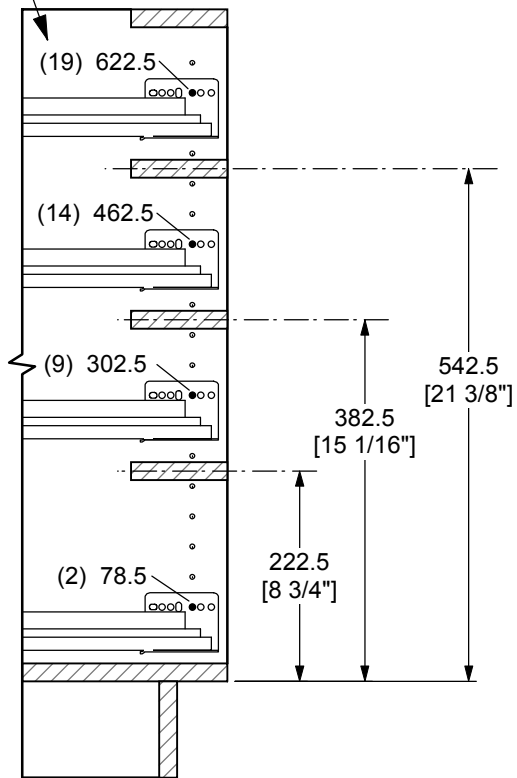
Front bracket locations

Drawer front and reveal heights

Subject to technical modifications without notice
Dimension in millimeters, inch equivalents rounded to 1/16"

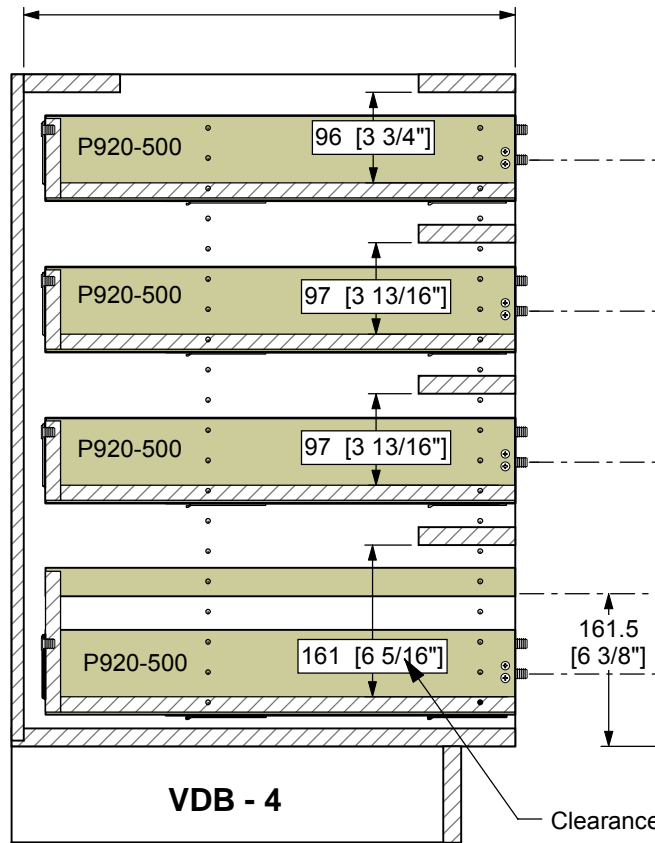
Line Bore Method

Hole distance and (count) from bottom



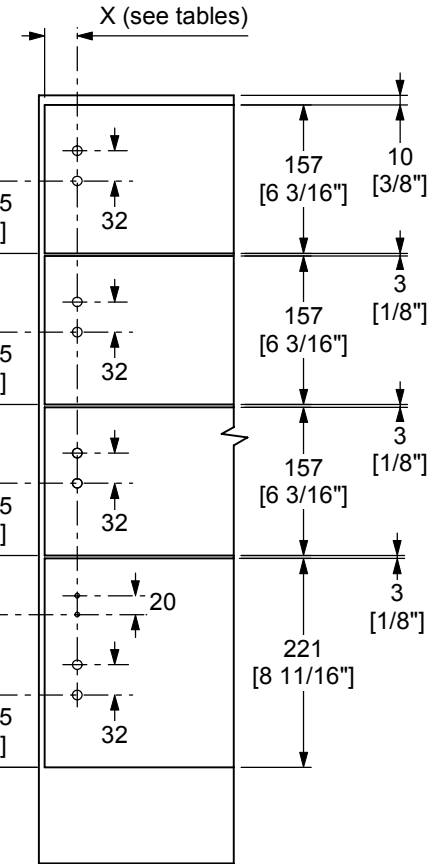
Center rail and mounting hole positions

Minimum interior depth
Overlay fronts = 505 [19 7/8"]
Overlay fronts with stabilizer = 519 [20 7/16"]



VDB - 4

Clearance

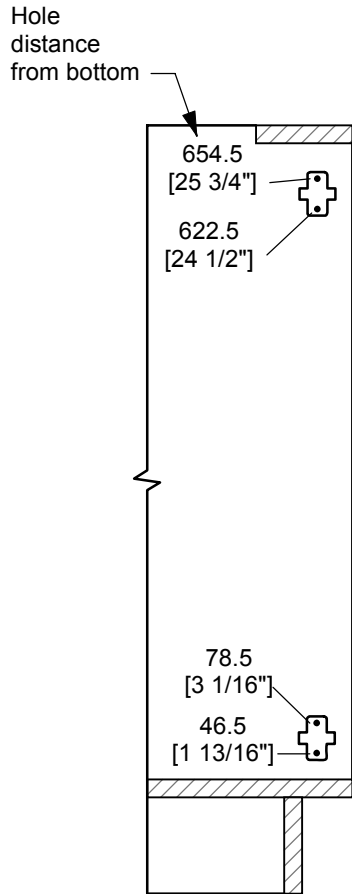


Front bracket locations

Drawer front and reveal heights

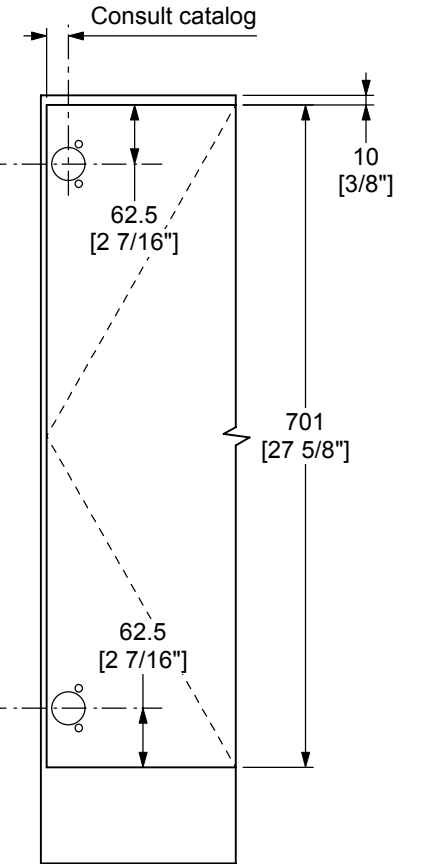
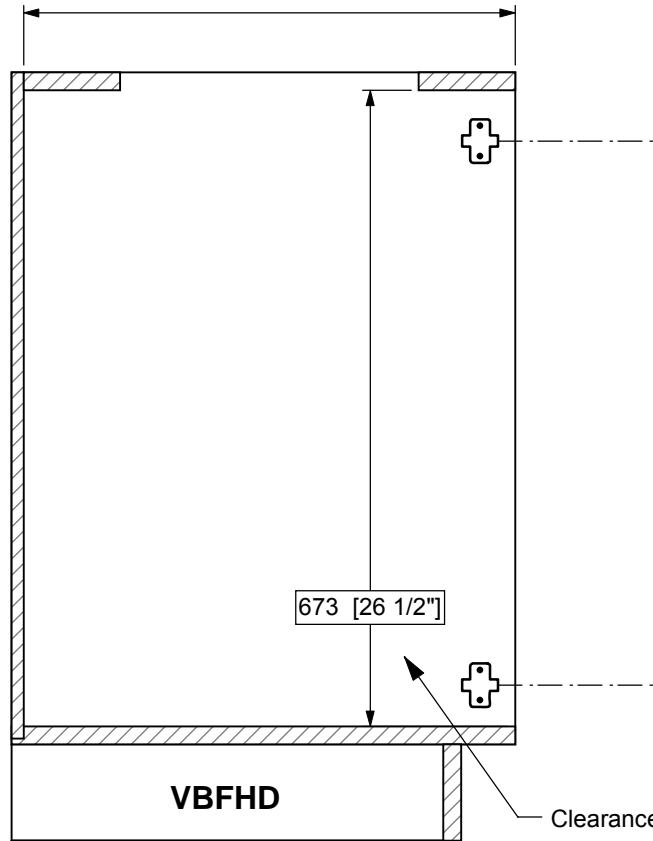
Subject to technical modifications without notice
 Dimension in millimeters, inch equivalents rounded to 1/16"

Point - to - Point Method



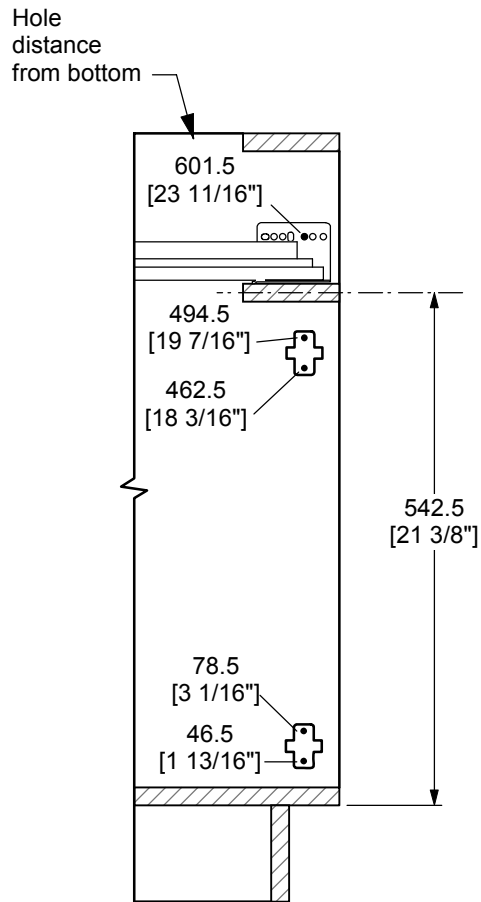
Base plate hole positions

Minimum interior depth
 For interior drawer = 514 [20 1/4"]
 For interior drawers with stabilizer = 528 [20 13/16"]



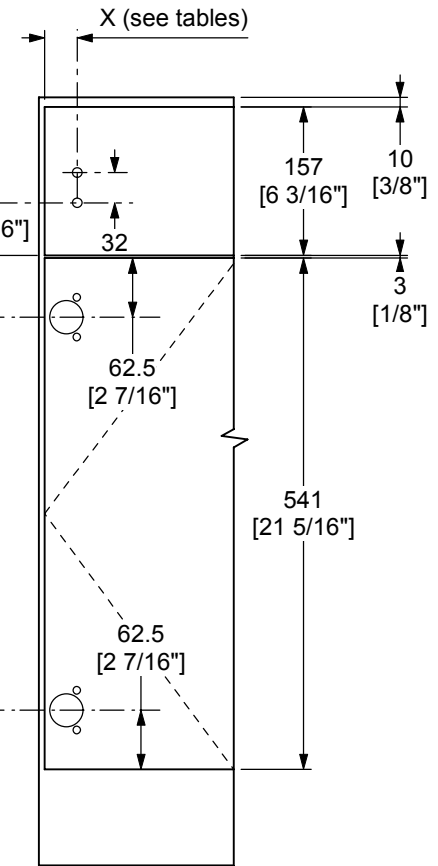
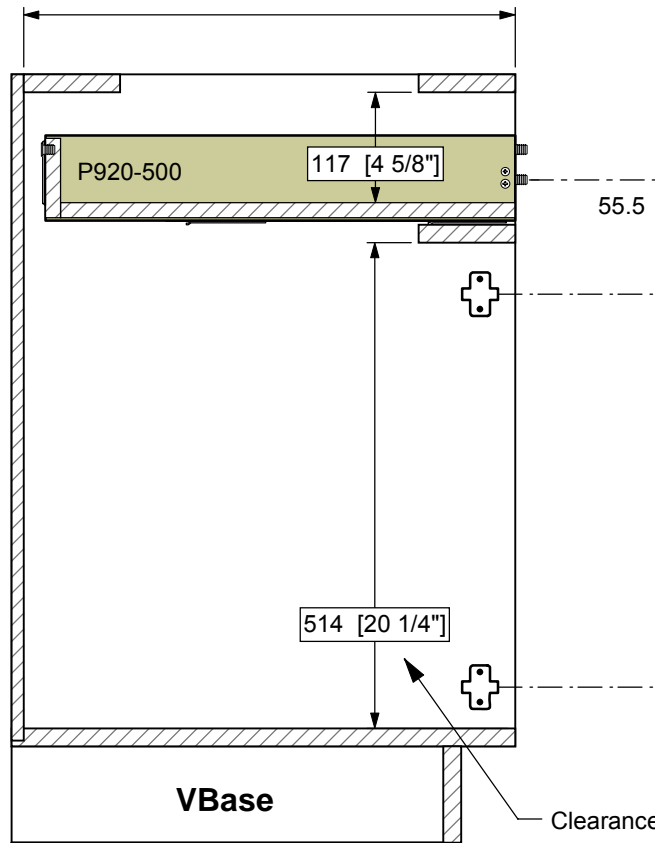
Subject to technical modifications without notice
 Dimension in millimeters, inch equivalents rounded to 1/16"

Point - to - Point Method



Center rail and mounting hole positions

Minimum interior depth
 Overlay fronts = 505 [19 7/8"]
 Overlay fronts with stabilizer = 519 [20 7/16"]



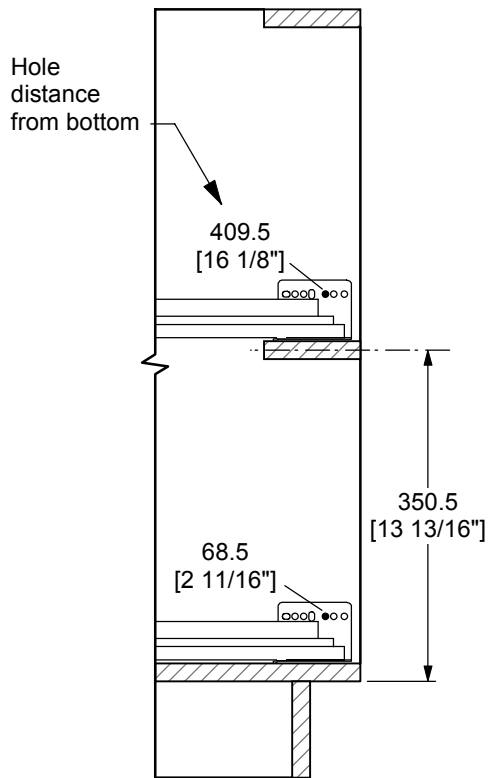
Front bracket and hinge locations

Drawer front, door and reveal heights

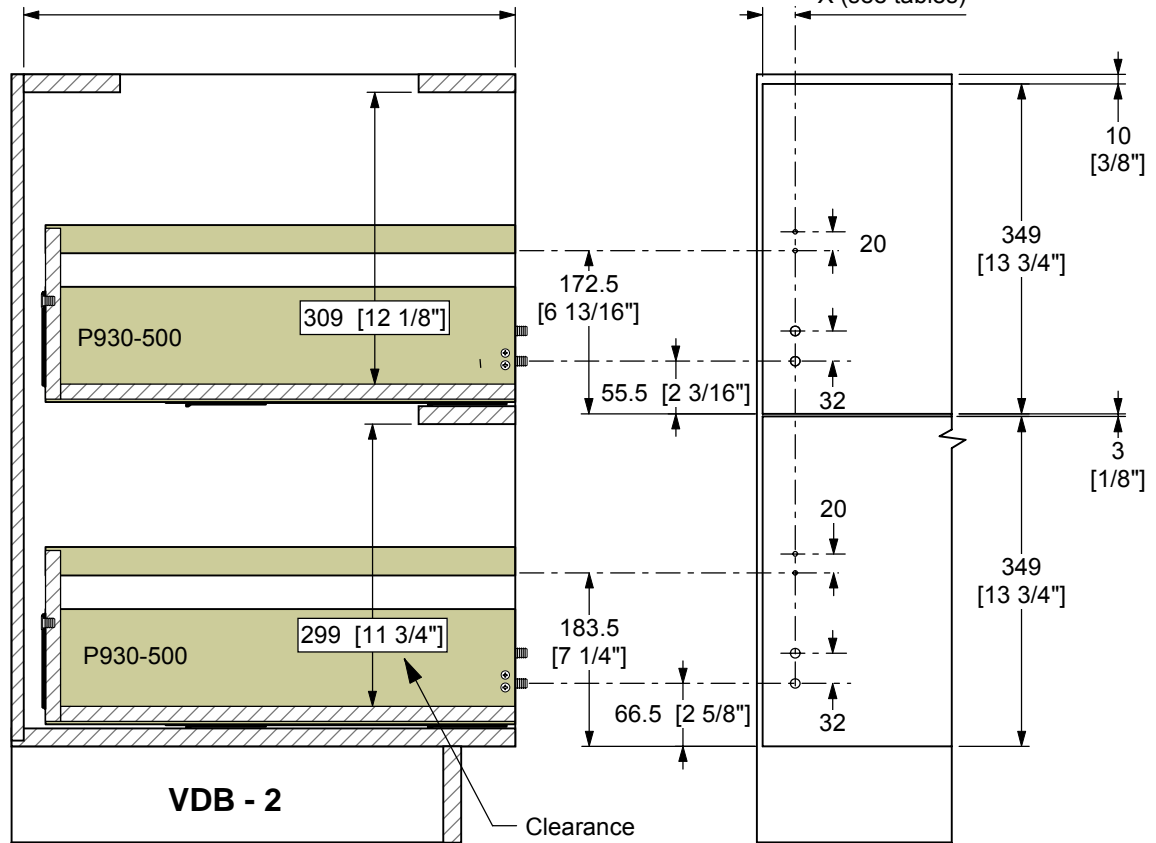
Subject to technical modifications without notice
 Dimension in millimeters, inch equivalents rounded to 1/16"

Point - to - Point Method

Minimum interior depth
 Overlay fronts = 505 [19 7/8"]
 Overlay fronts with stabilizer = 519 [20 7/16"]



Center rail and mounting hole positions

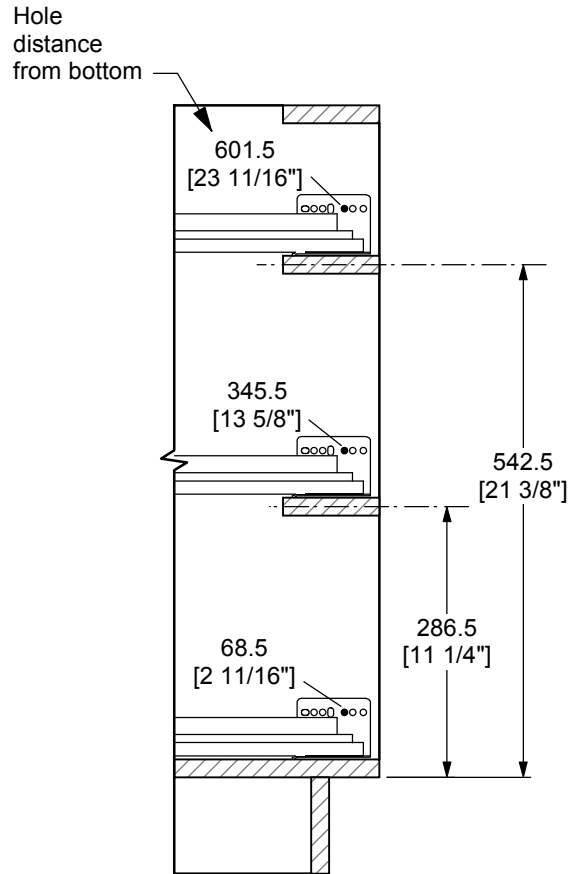


Front bracket locations

Drawer front and reveal heights

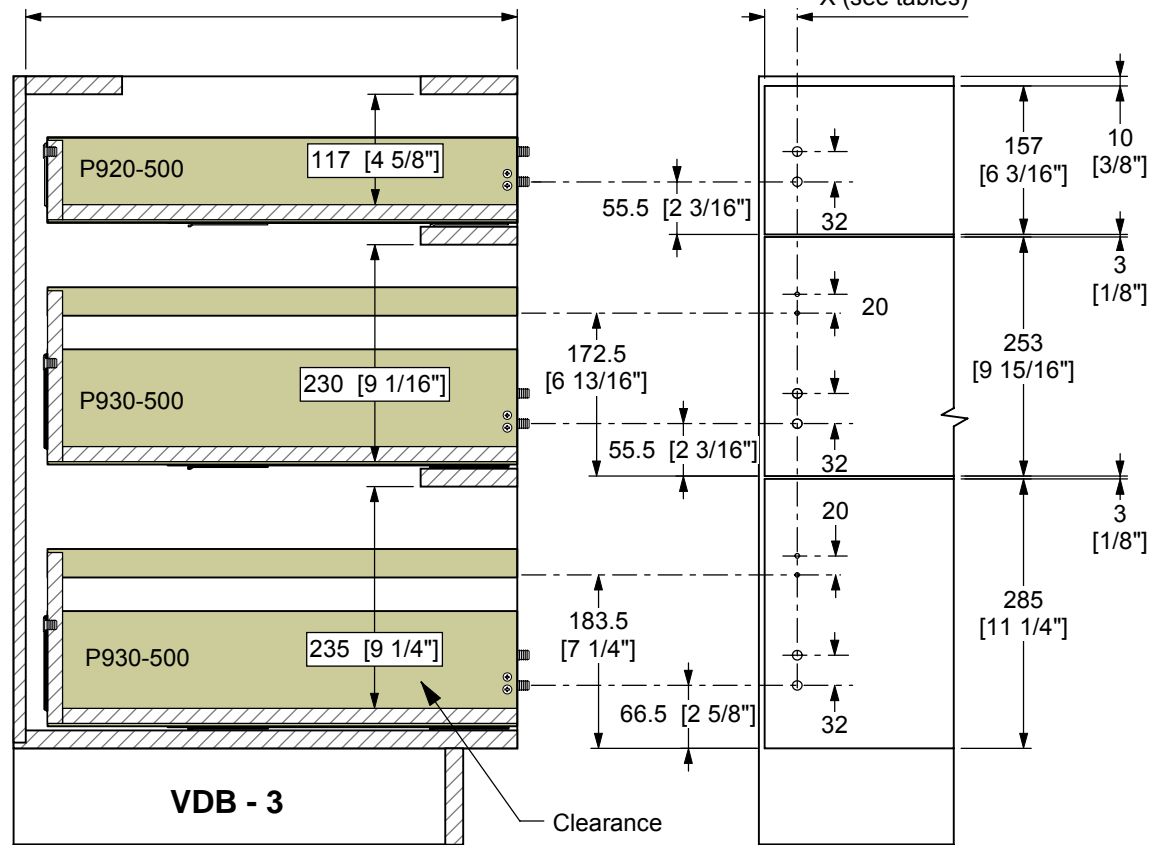
Subject to technical modifications without notice
 Dimension in millimeters, inch equivalents rounded to 1/16"

Point - to - Point Method



Center rail and mounting hole positions

Minimum interior depth
 Overlay fronts = 505 [19 7/8"]
 Overlay fronts with stabilizer = 519 [20 7/16"]



VDB - 3

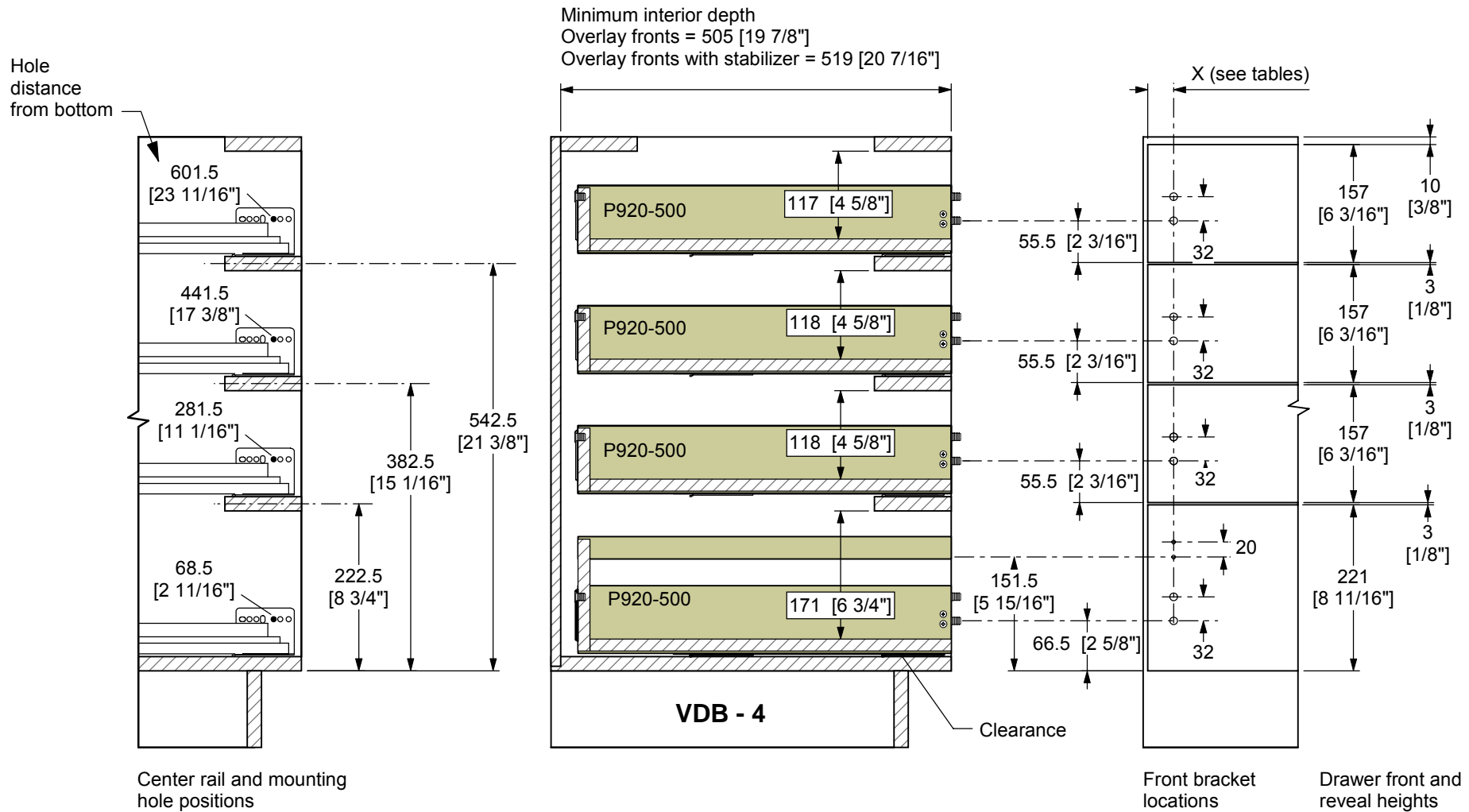
Clearance






Front bracket locations

Drawer front and reveal heights

Subject to technical modifications without notice
 Dimension in millimeters, inch equivalents rounded to 1/16"

Point - to - Point Method



NOVA Pro Tools			
Item	Description		
Drawer front marking templates	Devices that clip on to the drawer members to manually locate the front bracket center positions on a drawer front.		Go to markers
Manual insertion tool	A tool that holds dowelled front brackets for manual insertion into the drawer fronts.		Go to tool
Ecopress	Production electric / pneumatic machine for drilling drawer backs and for drilling and inserting front brackets on the drawer fronts.		Go to Ecopress
Ecopress attachments	Devices that are used on the Grass Ecopress for production drilling of drawer backs and fronts.		Go to attachments
Nova Clamp Nova Press	Pneumatic production machines for assembling Nova Pro drawers.		Go to machines

NOV_QS_Tools_1

[Back](#)

[Menu](#)

[Accessories](#)

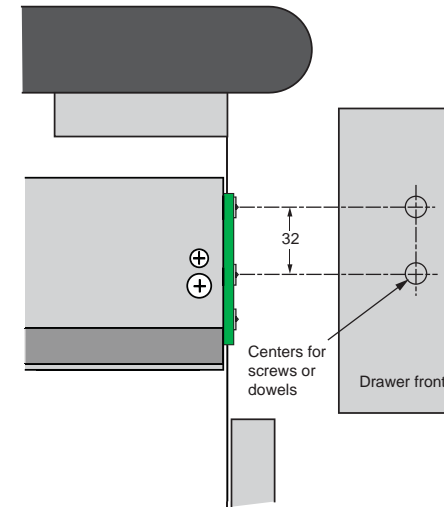
[Print](#)

Drawer Front Marking Templates

Used to mark the centerpoints of the front brackets on the drawer front.

To use:

- With a P920 or P930 series drawer in the cabinet, install a template on the right and left drawer members.
- Position the drawer front on the cabinet with the correct side, top and bottom reveals. The points of the templates will hold the front in place.
- Tap the drawer front hard enough on both sides to leave impressions of the template points.
- Use the impressions as setup points for drilling or as centers for screw-on brackets.



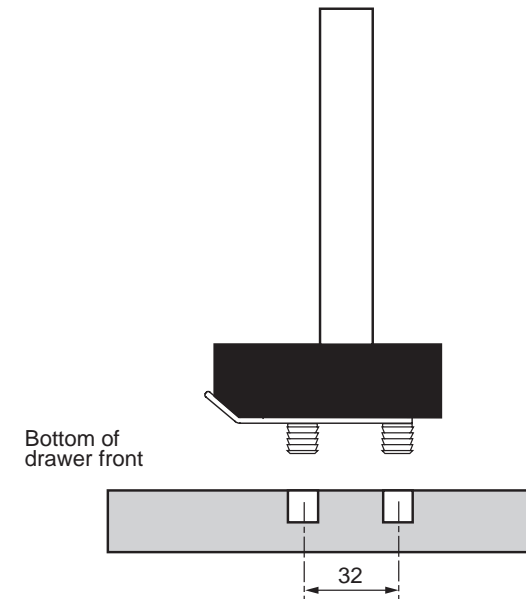
Ref. #	Item #	Pkg.
P920-MARKER	92050-01	1

Manual Insertion Tool

Used to manually install dowelled front brackets into pre-drilled drawer fronts.

To use:

- Place a dowelled front bracket in the tool. Magnets will hold it in place.
- With a heavy hammer (a shot filled dead-blow type works best), strike the handle to drive the front bracket into the drawer front.
- Important: the curved end of the bracket goes toward the bottom of the drawer front.



Ref. #	Item #	Pkg.
P920-HANDTOOL	91555-01	1

Ecopress Insertion Die

Used to install dowelled front brackets into drawer fronts.

- For P920 and P930 series drawers.
- Magnets hold front brackets in place.



Ref. #	Item #	Pkg.
ECO-NOV-ID	94488-01	1

Ecopress Side-To-Side stop

Used to position the drawer back accurately when drilling for the Ø10mm rear assembly dowel.

- For P920 and P930 series drawers.
- Registers right and left side drilling.



Ref. #	Item #	Pkg.
ECO-NOV-STOP	31047-01	1

Ecopress Side Stop

Used to accurately position the drawer front for front bracket drilling.

- For P920 and P930 series drawers.
- By using the drawer back as a guide for setup, this 15mm wide stop correctly positions the drawer front for drilling.



Ref. #	Item #	Pkg.
ECO-15-STOP	92045-01	1

Ecopress drilling and insertion machine

A benchtop machine for drilling and inserting Grass hardware.

- For P920 and P930 series drawers.
- Drills back panels to receive the Ø10mm assembly dowels
- Drills drawer fronts to receive the front brackets
- Presses-in the front brackets
- Also used for drilling and inserting Grass hinges
- Available in manual or pneumatic versions

Voltage	Type	Item #	Pkg.
110v single phase	Manual	91934-01	1
110v single phase	Pneumatic	91933-01	1
220v single phase	Manual	91935-01	1
220v single phase	Pneumatic	91931-01	1
220v three phase	Pneumatic	91932-01	1
440v three phase	Pneumatic	94559-01	1



Ecopress drill bits

- Ø10mm LH and RH bits for drilling drawer backs and drawer fronts
- Include an integral countersink for easy hardware insertion
- One of each required for component drilling

Diameter	Direction	Item #	Pkg.
Ø10mm	Left	00222-01	1
Ø10mm	Right	00229-01	1




Nova Clamp

A benchtop fixture for holding Nova Pro drawer components together.

- For P920 and P930 series drawers
- Adjusts for drawer depths up to 550 [22"] and widths up to 1,200 [47"] wide
- Foot switch actuated pneumatic cylinders hold the drawer profiles against the drawer bottom and back and maintain squareness
- Secure components with screws or use a hammer and drift pin to punch down the barbed tabs and knock in the rear Ø10mm dowels

Ref. #	Item #	Pkg.
ZMV-1200	93528-01	1



Nova Press

A high production machine for assembling Nova Pro drawers.

- For P920 and P930 series drawers
- Adjusts for drawer depths up to 550 [22"] and widths up to 1,200 [47"] wide
- Dual push button switches activate pneumatic cylinders that press the Ø10mm dowels into the drawer back and press-in the barbed tabs into the drawer bottom
- Approximate time to place components in the machine and cycle the pressing operation is 15 seconds
- Adjustable stops make changeovers to different drawer widths, depths and back heights quick work

Ref. #	Item #	Pkg.
ZP-3N-1200	95492-01	1

