

CLASSIC

Postwrap Order Form

CUSTOMER

NAME

PO#

DATE

Choose between Flat or Tapered postwraps then choose Cap & Base trim.

Flat Postwrap (See Diagram 1 on next page for more Exterior Width information.)

Quantity	Color	Height	Exterior Width	Finish
	White	6' 10'	5-1/2"	Smooth
	Sand	8' 12'	7-1/4"	Woodgrain
	Clay	9'	9-1/4"	
			11-1/4"	



Tapered Postwrap (Finish in Smooth only.)

Quantity	Color	Size Height (h), Top (t), Base (b)	Panel
	White	5' h, 8" t, 11-1/4" b	Flat
	Sand	6' h, 8" t, 11-1/4" b	Recessed
	Clay	6' h, 10" t, 16" b	
		7' h, 10" t, 16" b	
		8' h, 10" t, 16" b	



Flat



Recessed

Cap & Base Trim (Square trim is included with postwrap order and will match above Finish and Color choices. Artisan, Crown, and Rake available in white only.)

Quantity	Cap	
	Square (included)	Artisan
	Crown	Rake



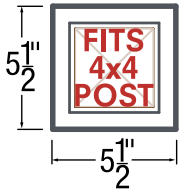
Quantity	Base	
	Square (included)	Artisan
	Crown	Rake



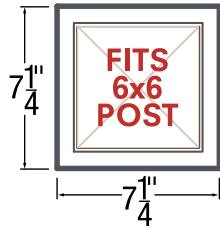
CLASSIC

Diagram 1

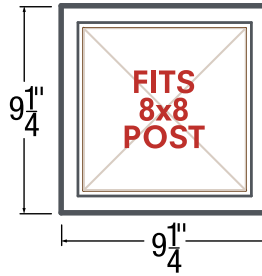
Max. Post Size
3-1/2" x 3-1/2"



Max. Post Size
5-1/2" x 5-1/2"



Max. Post Size
7-1/4" x 7-1/4"



Max. Post Size
9-1/4" x 9-1/4"

