

COMMERCIAL TOOLS GUIDE



by **MAAX**

COMMERCIAL TOOLS OVERVIEW

Print

Consumer Brochure




Display Signage



YouTube Videos

Inspiration Made Easy



50 seconds



Utile by MAAX Shower Wall panels



2 minutes




Detailed Installation video



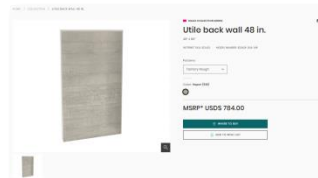
15 minutes



Web Tools

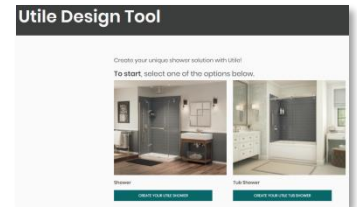


Utile Innovation Page

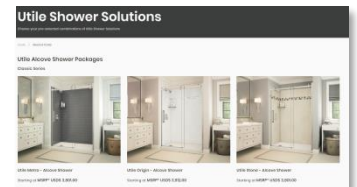


Individual Product Pages

Online Configurator Tool



Utile Shower Solutions



PRINTED MATERIAL Utile Designer Series Brochure

MAAX[®]
Enjoy the experience



All patterns each featured on a full page



2. Select your base (required)

3. Select your Utile wall panels

See all patterns and colors p. 6 to 11

4. Select your door

Sliding Shower Door 48" L or 60" L (left or right opening)

Halo

- 8 mm (5/16") tempered glass, 71 1/2" high
- Ball bearing roller technology for smooth and quiet opening
- Massive 15 1/2" handle is convenient and comfortable to use

Pivot Shower Doors 48" L or 60" L (left or right opening)

Reveal

- 8 mm (5/16") tempered glass, 71 1/2" high
- Unique MAAX patent hinge allows for 2" lateral adjustment
- Ideal for non-plumb walls

ModuR

- 8 mm (5/16") clear tempered glass with Lulux protection
- Pivot with gradual closing to ensure water-tightness
- Magnetic closure for a watertight seal

Essential elements for this look

- Look for red color strip on all wall base profiles
- Look for grey walling look on corner trim, shower head holder
- Standard shower pan, fully adjustable chrome, handles
- Standard corner, side, end caps and drains add natural flow
- Make it Simple, Not too good looking

Available colors:

Grey Struck, Light

Installs with ease, Done in 1 day

Get it right the first time with the **Ulok** system designed to perfectly align the walls, slip them together and lock them into place.

"Quick and easy installation. Save time and money!"

- Quicker to install than standard ceramic tiles
- Mistake-proof **Ulok** system makes assembly simple and quick
- Direct-to-stud installation
- Grout-free – reduced risk of leaks
- No mortar, grout or mess

For more information, view our installation video at: www.maax.com/installation-utile



Configuration section detailing compatible base and door models

Features and Benefits section

10053634
Utile Designer Series Book



PRINTED MATERIAL DISPLAY SIGNAGE

MAAX[®]
Enjoy the experience

10053711
Utile Shower POP Kit

**Utile Display
Complete POP kit**

Utile
by **MAAX**

Place on the top left corner of the U tile back wall
About 8" from the top and 4" from the left

Shower Wall Panels

Quick to install in just 1 day

TOUCH IT You won't believe it's not tile!

Place in the middle of the U tile back wall
Centered and about 28" from the top of the U tile wall



LITERATURE ORDERING CENTER

<https://literature.maax.com/zMAAX/public/literatureorder#>

10053634

Utile Designer Series Brochure




10053711

Utile Shower POP Kit



If you do not have an account at our Literature Ordering Center please speak with your MAAX representative





Utile by MAAX – Inspiration Made Easy

50 seconds

<https://youtu.be/WZhi9OlcCP0>

Utile by MAAX is an innovative shower wall solution that comes in a range of rich colors, deep textures and stylish patterns that look like tile, yet installs easily in just 1 day. Clever and innovative, Utile walls are solid, one-piece panels that are quick and easy to install. You'll love the realistic-looking grout lines that don't crack and do not require scrubbing or brushing. Simply enjoy the look!




Utile by MAAX – Shower Wall Panels

2 minutes

<https://youtu.be/WZhi9OlcCP0>

Utile by MAAX is an innovative shower wall solution that comes in a range of rich colors, deep textures and stylish patterns that look like tile, but installs quickly and easily. Save time & money!



Utile by MAAX – Installation Video

15 minutes

<https://youtu.be/LWbntOIMHtg>

Utile is a do-it-yourself project (2 people are recommended to help lift and maneuver Utile panels) and does not require professional construction expertise to install. Watch our step-by-step for detailed installation instructions.




Utile Innovation Page maax.com/utile

The **Utile Innovation Page** is the main area where you'll find all things Utile, featuring links to:

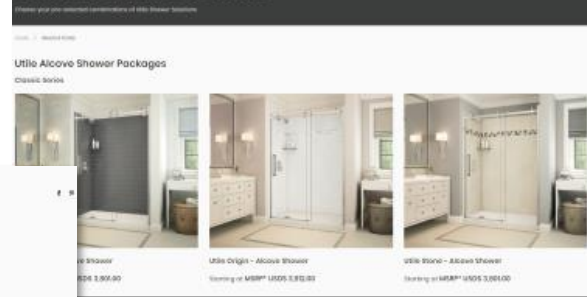


The **Utile Design Tool**, match Utile walls with compatible bases, tubs and doors using our online configurator.
maax.com/utile-configurator

Utile Design Tool



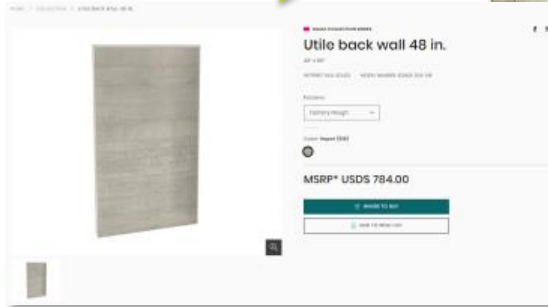
Utile Shower Solutions



Utile Shower Solutions, you asked and we provided. These **Utile Tub & Shower Packages** contain Utile walls with matching base or tub along with compatible door. All preconfigured for either Alcove, Corner or Bathtub variants

Individual Product Pages

You can also browse each Utile wall panel on their respective product page. Start by choosing the wall size and once on the Product page, choose the Utile wall pattern and color



maax.com/products/utile



WEB TOOLS

UTILE DESIGN TOOL

Create your Utile bath or shower solution in 5 easy steps


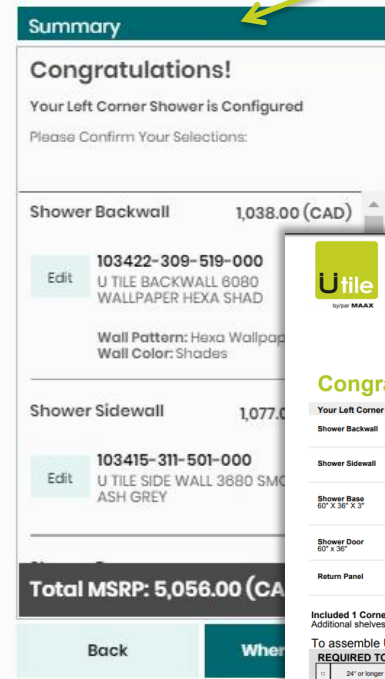
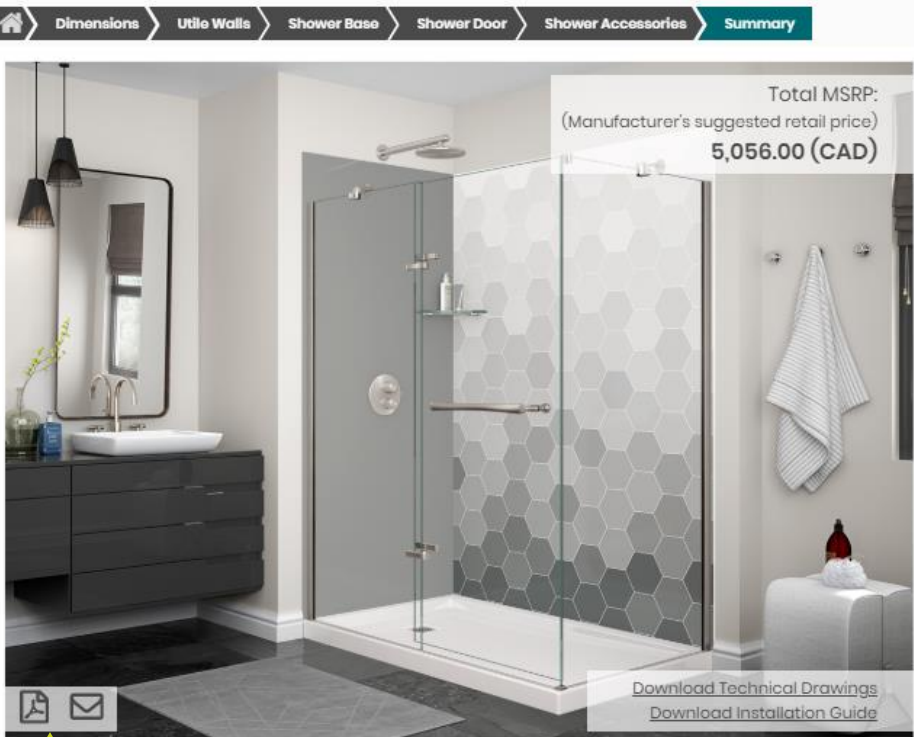


Starting from dimensions and ending with accessories, the intuitive Utile Design tool configures your shower or tub shower in 5 easy steps

- 1
- 2
- 3
- 4
- 5

Your configuration summary with product numbers and list pricing(MSRP)

Your utile configuration sheet contains a detailed item list with pricing(MSRP) along with required installation tools and supplies



Need help? 1-877-GET-MAAX (438-6229) or send a message to saccanada@maax.com


Save your Utile configuration into a PDF file that you can view or send it via email



Convenience at your fingertips

If you prefer not to custom configure your Utile walls, **UTILE SHOWER SOLUTIONS** offers combinations of Utile walls with pre-selected base or tub with matching doors while allowing you to modify the colour from the chosen pattern as well as the base size.

Choose your pattern and the desired configuration (corner, alcove or tub)



Choose the pattern colour and base size

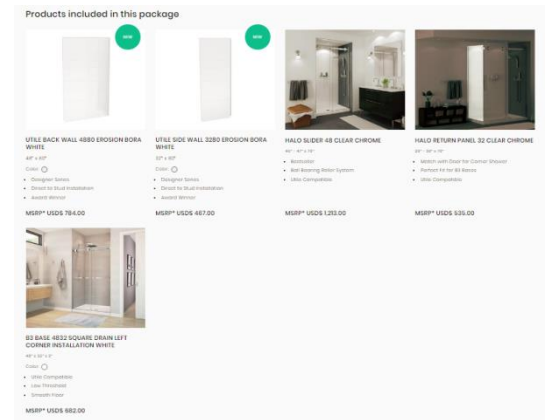


Select your base size

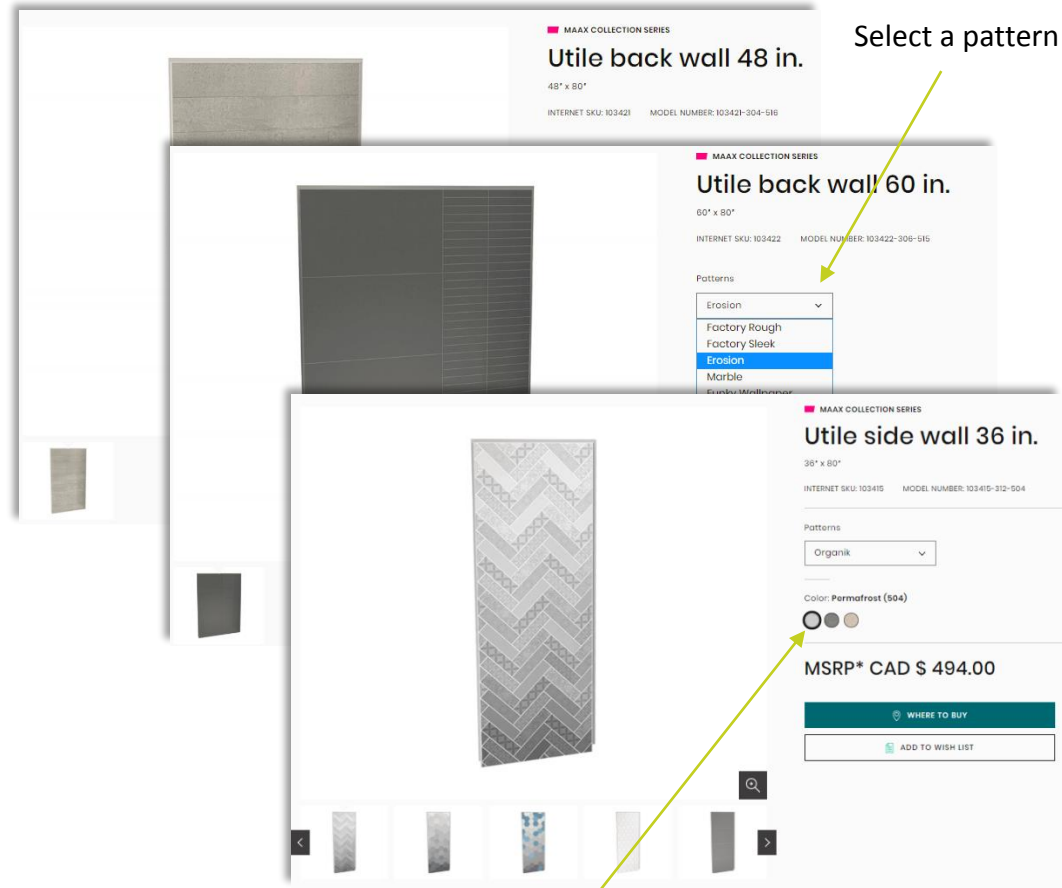
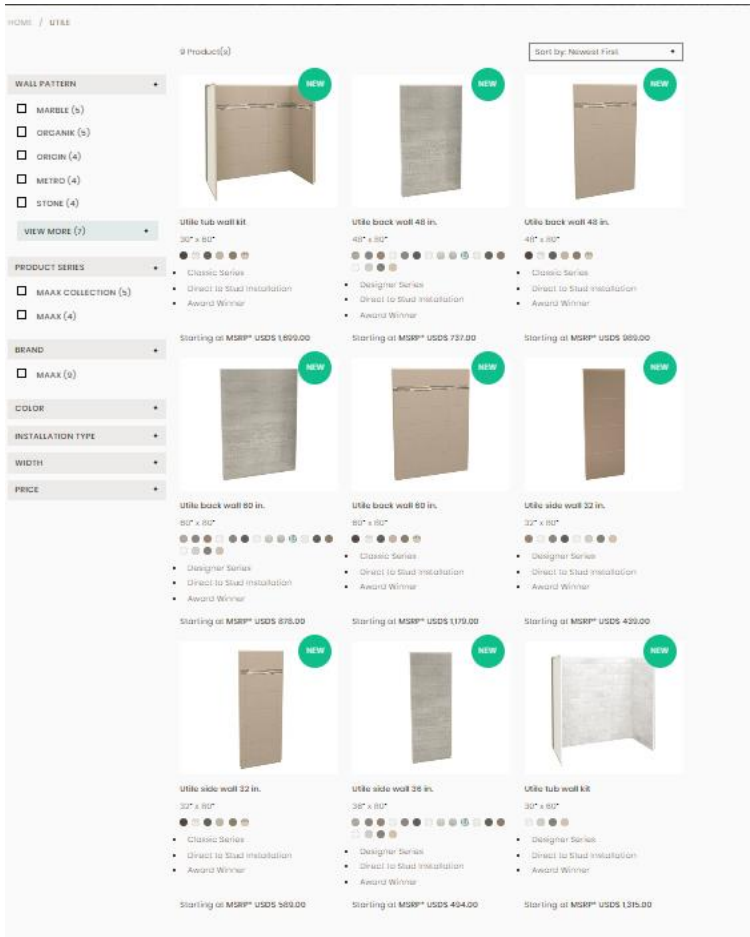
Select a colour

A price that includes everything!
Walls, base or bathtub, and door

See the products included in the package and price



From the Classic to Designer line, each pattern features unique colour choices



Select a colour

Other useful information also available: [Installation Guides](#) / [Technical Drawings](#) / [HR Images](#)

