

Ship to Address:

Project Name: _____

PO: _____


SWANSTONE SHOWER WALLS

STANDARD SIZES
36" x 62" x 96"
Shower Wall Kit

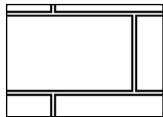
All POs must have at least one wall kit on the order.

Pattern Code 963662 Size Code Color Code

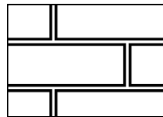
PATTERN



Smooth
Code: EXSK



Traditional Subway
Code: EXTSMK
12" x 24"



Modern Subway
Code: EXMSMK
6" x 24"

COLOR




Ice
Code: .130



White
Code: .010



Ash Gray
Code: .203



Carrara
Code: .221



Birch
Code: .226

SHOWER BASES

SOLID SURFACE BASES

32" x 60"
Left

Size Code:
RO3260LM

Right

Size Code:
RO3260RM

34" x 60"
Center

Size Code:
F03460MD

36" x 36"
Center

Size Code:
F03636MD

COLOR



White
Code: .010

EX
Pattern Code

Size Code

Color Code

ACRYLIC BASES

- ASDT-1130602** 60" x 30" x 2 3/4" RH Acrylic Shower Base White
- ASDT-1130601** 60" x 30" x 2 3/4" LH Acrylic Shower Base White
- ASDT-1130600** 60" x 30" x 2 3/4" Center Drain Acrylic Shower Base White
- ASDT-1132602** 60" x 32" x 2 3/4" RH Acrylic Shower Base White
- ASDT-1132601** 60" x 32" x 2 3/4" LH Acrylic Shower Base White
- ASDT-1132600** 60" x 32" x 2 3/4" Center Drain Acrylic Shower Base White
- ASDT-1134602** 60" x 34" x 2 3/4" RH Acrylic Shower Base White
- ASDT-1134601** 60" x 34" x 2 3/4" LH Acrylic Shower Base White
- ASDT-1134600** 60" x 34" x 2 3/4" Center Drain Acrylic Shower Base White
- ASDT-1136602** 60" x 36" x 2 3/4" RH Acrylic Shower Base White
- ASDT-1136601** 60" x 36" x 2 3/4" LH Acrylic Shower Base White
- ASDT-1136600** 60" x 36" x 2 3/4" Center Drain Acrylic Shower Base White



Please be sure to save form before sending.

ACCESSORIES

Recessed Accessory Shelves



Tiered Shelf EXRS02215:

Color Code QTY


Horizontal/Vertical Shelf
EXRS02413:

Color Code QTY



Small Shelf EXAS01075:

Color Code QTY

Corner Soap Shelves



ES-2 Small Shelf EXES20000:

Color Code QTY

ES-8 Large Shelf EXES80000:

Color Code QTY

Trim Kits and Caulk


Wall Panel Trim Kit EXTK00105:
*Comes with two 3-7/8" x105" trim strips,
two 3-7/8" x 74" trim strips and two
1-1/4" x 1/2" x 96" corner moldings.*

Color Code QTY

Window Trim Kit EXTK03610:
*Comes with 3 trims, 1 horizontal sill panel,
2 vertical jamb panels. Window sill
applications up to 36" W and 10" D*

Color Code QTY

Color Match Caulk EXS101003:

Color Code QTY


ES-2 with 96"
corner trim

96" Color Molding EXCM00096:

Color Code QTY

Installation Kit EXSS29000:
*Comes with four tubes of clear silicone and
one tube of color coordinated silicone to
mount wall panels.*

Color Code QTY

96" Metal Edge Trim



Brushed Nickel

EXETRMKAL.987

QTY

White EXETRMKAL.010

QTY

Matte Black

EXETRMKAL.002

QTY

Chrome EXETRMKAL.994

QTY

Odile Suite Corner Shelf with Glass



White EXCNRSHELF.001

QTY

Black EXCNRSHELF.002

QTY

Odile Suite Rectangular Shelf with Glass



White EXRECSHELF.001

QTY

Black EXRECSHELF.002

QTY

Silicone Adhesive

12 pack Silicone Adhesive

QTY

24 pack Silicone Adhesive

QTY

COLOR CODES


Ice
Code: .130

White
Code: .010

Ash Gray
Code: .203

Carrara
Code: .221

Birch
Code: .226

*Please reference Swan Price Guide for specific items included in kits.

*All Walls, shower bases, and accessories will ship within 48 hours.

*Additional Bathware products available at Vintagetub.com. Partnership access available for additional discounts. Ask your ABG Home Services Rep for further details.

*Accessories will be sold at a 7:1 ratio of Wall Kits to Accessories. For example, if ordering 1 wall kit, choose up to 7 individual accessories with PO. This includes soap dishes, trim kits, installation kit, individual tubes of silicone, etc. Anything listed under the "Accessories" section. For 2 Wall Kits on a PO, up to 14 Accessories. Note that the max order for silicone packs is only a 12 or 24 pack per PO.



Scan to view the Swan
Signature Price Guide

Please be sure to save form before sending.



PURCHASE ORDER

Bill to Address ASD Account: ASD: PO#:

Company Name/ Account: Address: City: State: Zip Code: Phone: Email: Job Name/PO:

Shower Door Selection *Shower Doors have a one week lead time.

Stock Size Custom Size Add Glass Protection Add Dual Towel Bar Finish: Brushed Nickel Oil-Rubbed Bronze Matte Black Chrome Glass: Clear Rain Lift Gate Needed? Yes No

Comments or Special Instructions:

QTY	SKU	Description	Dealer Cost	Total
			Subtotal	
			Total Due	

Please refer to your ASD Price Guide for size, finish, and glass pattern availability

*\$25 ASD BOXING FEE/ORDER -EXCLUDES DREAMLINE PROD.

*Please submit ALL orders to:

*If you have any questions concerning this invoice, contact us at : 904-695-7777

Please be sure to save form before sending.



A full-page sheet of white graph paper with a light gray grid. The grid consists of small squares, approximately 10 units wide by 10 units high. There are no margins or additional markings on the page.

Please be sure to save form before sending