

Ease of Doing Business!

NEW & IMPROVED AKER Electronic Product File (EPF)



Our goal is to continuously improve the ease of doing business with AKER by MAAX by providing you the tools needed to grow your business. Which is why we are excited to share with you our NEW and IMPROVED AKER Electronic Product File (EPF).

What's New:

- More detailed product information – no need to seek out product details, everything you need is in just one file.
- Table of Contents – quick links to easily navigate the EPF
- Glossary – explanations of each new field on the EPF
- Custom EPF – create custom EPF and Web Content extracts with only the information you need in the order you want it
- Website Content Updates – access product media and search engine friendly content to update your website

EPF Overview & How-to-Guide

How-To-Guide

This guide will provide an overview of all the new features and functionalities in this EPF, and provide step-by-step instructions on how to extract data for your inventory system and/or website content updates.

Table Of Contents	DESCRIPTION
GLOSSARY	Explanation of data found in EPF - over 100 new pieces of information added
CUSTOM-EPF	Quick & Easy Pivot Table tool allows you to create your own custom data extracts
CUSTOM-EPF-HOW-TO	Guide on How to create your custom EPF
WEBSITE-CONTENT-HOW-TO	Instructions on how to use the new EPF to update MAAX product content on your website
EPF-MAAX-US-EN	NEW Electronic Product File EPF
DISCONTINUED PRODUCTS	Discontinued products since the beginning of the year
CODE-CHANGES	List of products with code changes

- 1) Glossary: Explanation of data found in EPF sheet (over 100 new pieces of information added)
- 2) Custom-EPF & How-To: Quick & Easy Pivot Table tool allows you to create your own custom data extracts
- 3) Website Content How-To: Guide on how to create custom data extracts for updating AKER website data
- 4) EPF: Latest Electronic Product File (EPF)
- 5) Discontinued Products: List of discontinued products and their replacements

1. Glossary

The Glossary contains a brief explanation of each column found on the EPF sheet. Click on the Column Labels to navigate to that column on the EPF sheet.

Column Name (on EPF sheet)

Column Location (on EPF sheet)

Explanation of Columns (on EPF sheet)

If applicable to a specific product category, the category will be indicated. If the field is blank, its applicable to all product categories.

COLUMN LABEL	COLUMN	DESCRIPTION	SPECIFICATION
Brand	A		
Series	B	Catalog - Professional, Collection, MAAX (includes Retail and Walls, Base and Doors)	
Product Category	C	Type of Solution	
Product Number	D	6 digit product number	
Price List Code	E	Model Number that appears in the price list, can be used to place an order	
Sales Code	F	Sales Code of a Configured Product - FERT (as it appears in CIS)	
UPC	G	UPC	
Model Short Description	H	Short Description of the model configuration	
Product Name	I	Product Name	
List Price	J	NEW List Price	
List Price Effective Date	K	Effective date of the new list price	
Model	L	Installation or Model Type - for product with multiple options	
Availability	M	Regional Availability	
Installation Type	N	Installation Type	
Material	O	Material	

1

Click on a Column Name to go directly to that column on the on EPF sheet.

Click on any Column Name on the EPF sheet to go back to the Glossary sheet.

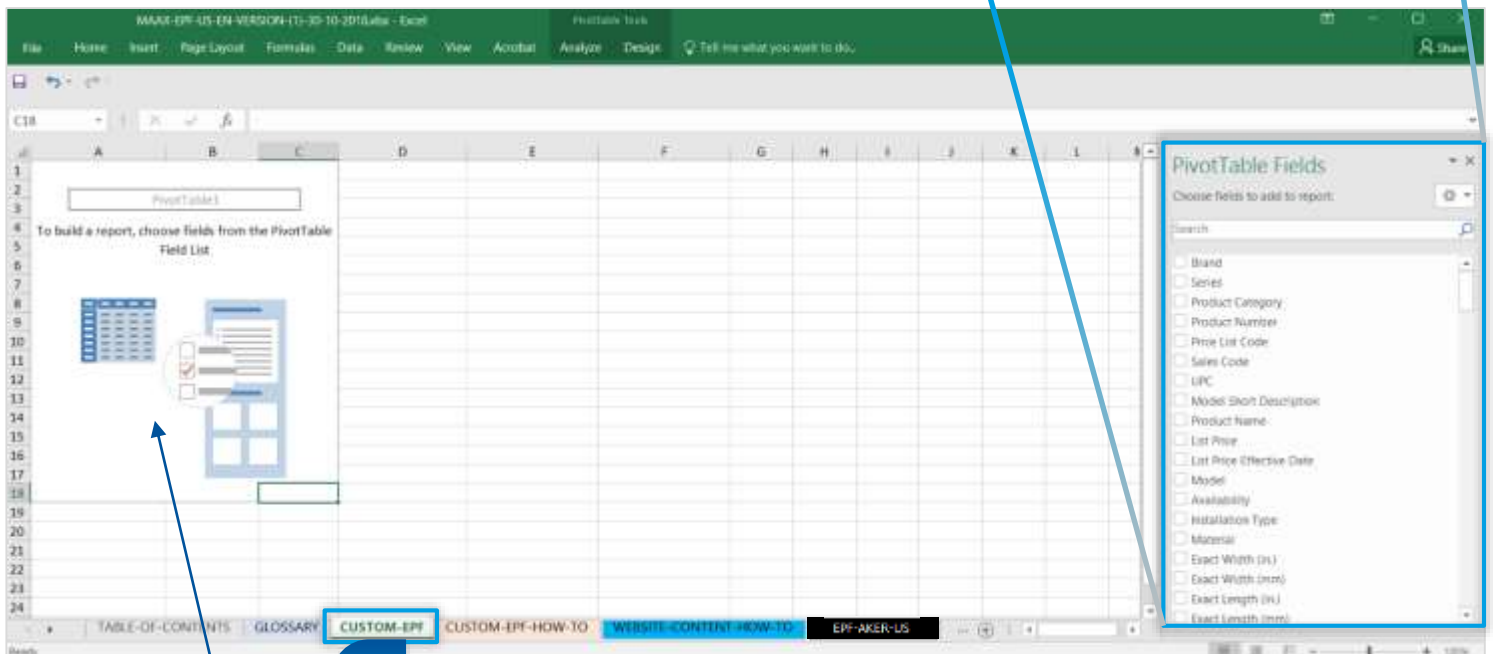
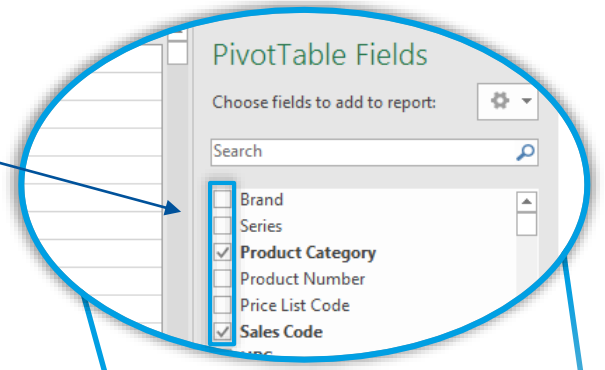
Brand	Series	Product Category	Product Number	Price List Code	Sales Code	UPC	Model Short Description	Product Name
MAAX	MAAX Professional	Bathroom	396170	396170-000-001	396170-000-000	N2316144723	EXHIBIT 6006-REGULAR WHITE	Exhibit 6006
MAAX	MAAX Professional	Bathroom	396170	396170-000-004	396170-000-004		EXHIBIT 6006-REGULAR BONE / NATURAL	Exhibit 6006
MAAX	MAAX Professional	Bathroom	396170	396170-000-007	396170-000-007		EXHIBIT 6006-REGULAR BISCUIT	Exhibit 6006
MAAX	MAAX Professional	Bathroom	396170	396170-001-001	396170-001-000	N2316144593	EXHIBIT 6006-WHIRLPOOL II WHITE	Exhibit 6006
MAAX	MAAX Professional	Bathroom	396170	396170-003-004	396170-003-004		EXHIBIT 6006-WHIRLPOOL II BONE / NATURAL	Exhibit 6006
MAAX	MAAX Professional	Bathroom	396170	396170-003-007	396170-003-007		EXHIBIT 6006-WHIRLPOOL II BISCUIT	Exhibit 6006
MAAX	MAAX Professional	Bathroom	396170	396170-097-001	396170-097-001		EXHIBIT 6006-COMB. WHIRL. & AEROFEE. W AIR PUSH CONTROL WHITE	Exhibit 6006
MAAX	MAAX Professional	Bathroom	396170	396170-097-004	396170-097-004		EXHIBIT 6006-COMB. WHIRL. & AEROFEE. W AIR PUSH CONTROL BONE / NATURAL	Exhibit 6006
MAAX	MAAX Professional	Bathroom	396170	396170-097-007	396170-097-007		EXHIBIT 6006-COMB. WHIRL. & AEROFEE. W AIR PUSH CONTROL BISCUIT	Exhibit 6006

4

2. Custom EPF (Step 1 of 3)

Step 1: Select the data you want in your custom EPF in order to update your inventory system or website.

1) Select the data you want by clicking the checkbox next to each topic.



2) The topic will then appear on the sheet.

Note: the data will appear in the EPF sheet in the same order you selected them. For example, the first item selected will appear in the first column, the second item selected will appear in the second column and so on, regardless of the order in which they appear in the list.

2. Custom EPF (Step 2 of 3)

Step 2: Convert the data to an uploadable data format.

1) Click on the triangle in left top corner of the table to select all.

2) Press keys Ctrl+C to copy the data selected.

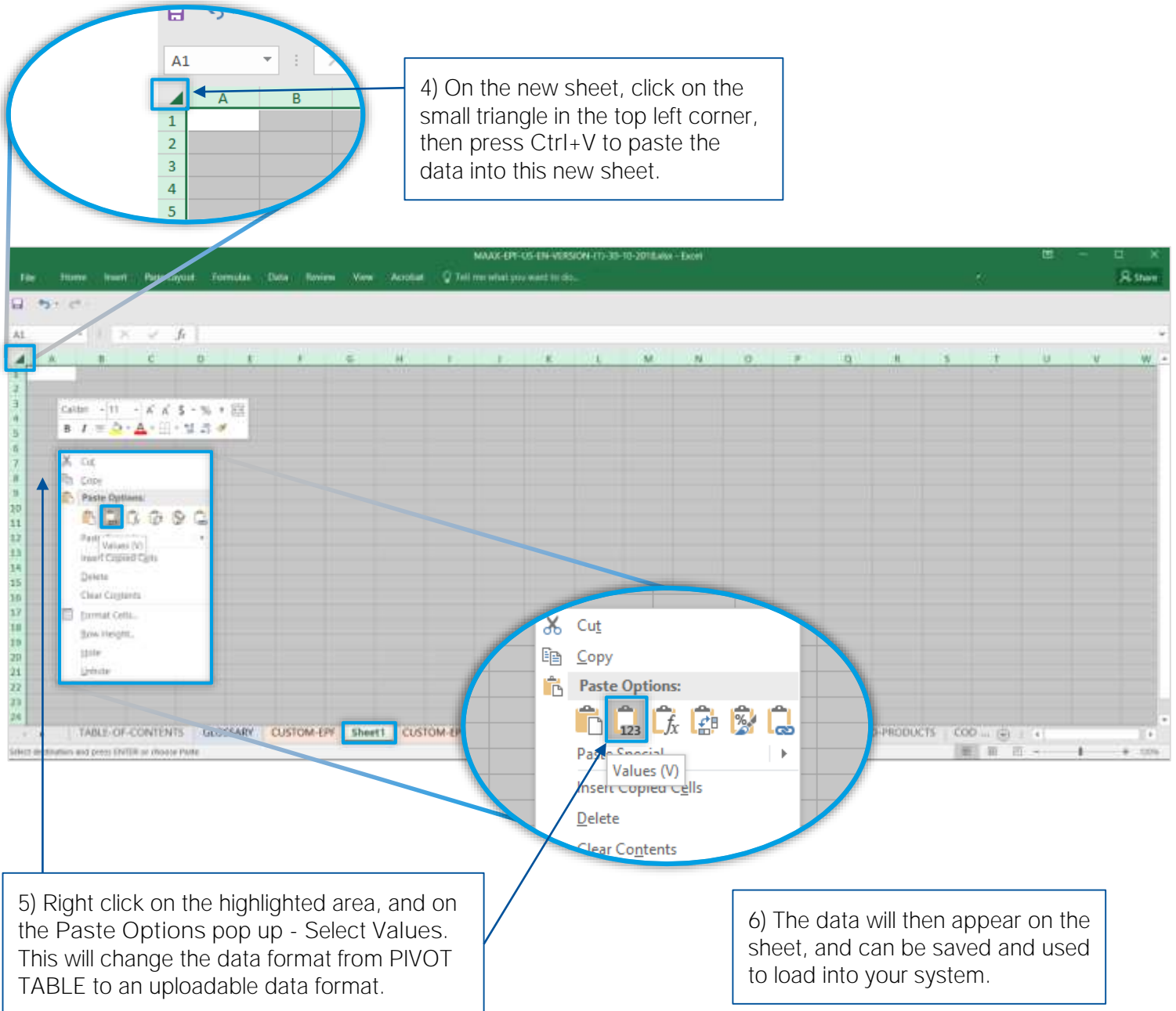
2

3) Create a new blank sheet by pressing the + button

Product Category	Product Name	Product Number
Accessory	18 in. modern straight grab bar	10028764
Accessory	18 in. Square towel bars	10038166
Accessory	18 in. T-round towel bar	10038165
Accessory	18" modern straight grab bar with flange	10029996
Accessory	23 in. Left hand curved grab bar	10029251
Accessory	23 in. Right hand curved grab bar	10029252
Accessory	23" curved left-hand grab bar with flange	10030093
Accessory	23" curved right-hand grab bar with flange	10030094
Accessory	24 in. modern straight grab bar	10028765
Accessory	24 in. Square towel bars	10068370
Accessory	24 in. T-round towel bar	10068369
Accessory	24" modern straight grab bar with flange	10029997
Accessory	30 in. modern straight grab bar	10029248
Accessory	30" modern straight grab bar with flange	10029998
Accessory	32 in. Left hand curved grab bar	10029253
Accessory	32 in. Right hand curved grab bar	10029254
Accessory	32" curved left-hand grab bar with flange	10030095
Accessory	32" curved right-hand grab bar with flange	10030097
Accessory	36" modern straight grab bar with flange	10029999
Accessory	36" White vinyl shower curtain	10020632
Accessory	37" modern curved left-hand grab bar with flange	10030100
Accessory	37" modern curved right-hand grab bar with flange	10030101
Accessory	42" modern straight grab bar with flange	10030084

2. Custom EPF (Step 3 of 3)

Step 3: Convert data to an uploadable data format. Cnt'd



4) On the new sheet, click on the small triangle in the top left corner, then press Ctrl+V to paste the data into this new sheet.

5) Right click on the highlighted area, and on the Paste Options pop up - Select Values. This will change the data format from PIVOT TABLE to an uploadable data format.

6) The data will then appear on the sheet, and can be saved and used to load into your system.

3. Website Content Updates

Update your AKER Website Content Quickly & Easily!

We want you to stay competitive in the digital era, which is why we added new data to facilitate AKER product updates to your website.

The Custom EPF sheet contains all AKER product data, and new data like; product specs, descriptions, links to product images, installation guides and tech drawings and other content to help you update AKER product information on your website. Simply use the links in the Custom EPF to download the files you need, then refer to columns "EK-EY" file names to quickly upload data into you product information management system.

→ See below for addition improvements that will enhance AKER website content updates.

Product names are search engine optimized (SEO)

Image file and document file names in the Custom EPF sheet exactly match actual file names to facilitate data connections in your PIM systems.

1	2	3	4	5	6	7	8	9	10	11	12	13	14	15	16	17	18	19	20	21	22	23	24	25	26	27	28	29	30	31	32	33	34	35	36	37	38	39	40	41	42	43	44	45	46	47	48	49	50	51	52	53	54	55	56	57	58	59	60	61	62	63	64	65	66	67	68	69	70	71	72	73	74	75	76	77	78	79	80	81	82	83	84	85	86	87	88	89	90	91	92	93	94	95	96	97	98	99	100
1	2	3	4	5	6	7	8	9	10	11	12	13	14	15	16	17	18	19	20	21	22	23	24	25	26	27	28	29	30	31	32	33	34	35	36	37	38	39	40	41	42	43	44	45	46	47	48	49	50	51	52	53	54	55	56	57	58	59	60	61	62	63	64	65	66	67	68	69	70	71	72	73	74	75	76	77	78	79	80	81	82	83	84	85	86	87	88	89	90	91	92	93	94	95	96	97	98	99	100

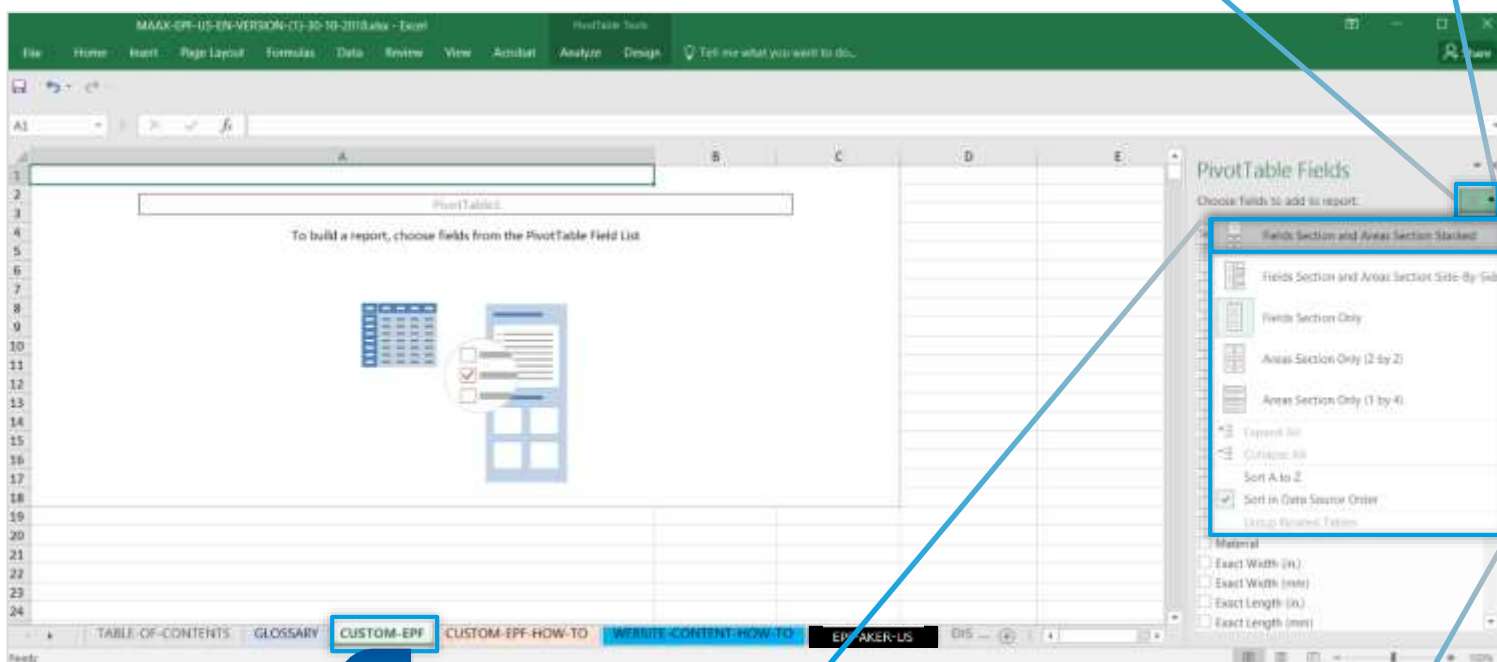
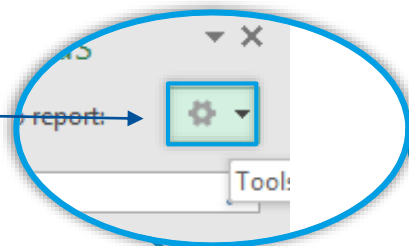
Media documents exact file names allow for faster, multiple updates at once.

3. Website Content Updates (Step 1 of 3)

How to create a data extract for a specific product category

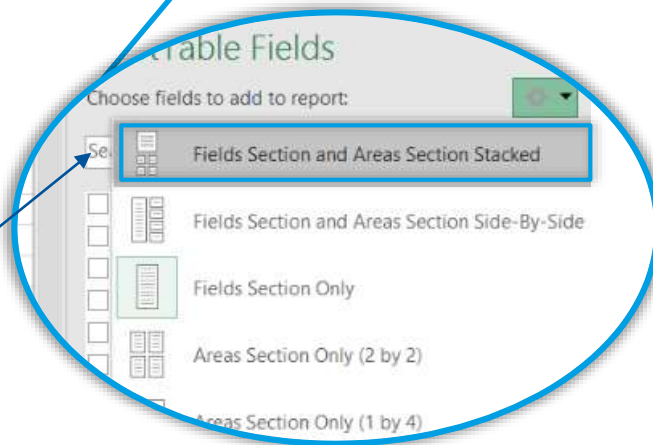
Step 1: Change the Pivot Table Fields panel layout.

1) Click on the gear icon.



2

2) Select the Fields Section with Areas Section Stacked option from the pop up.

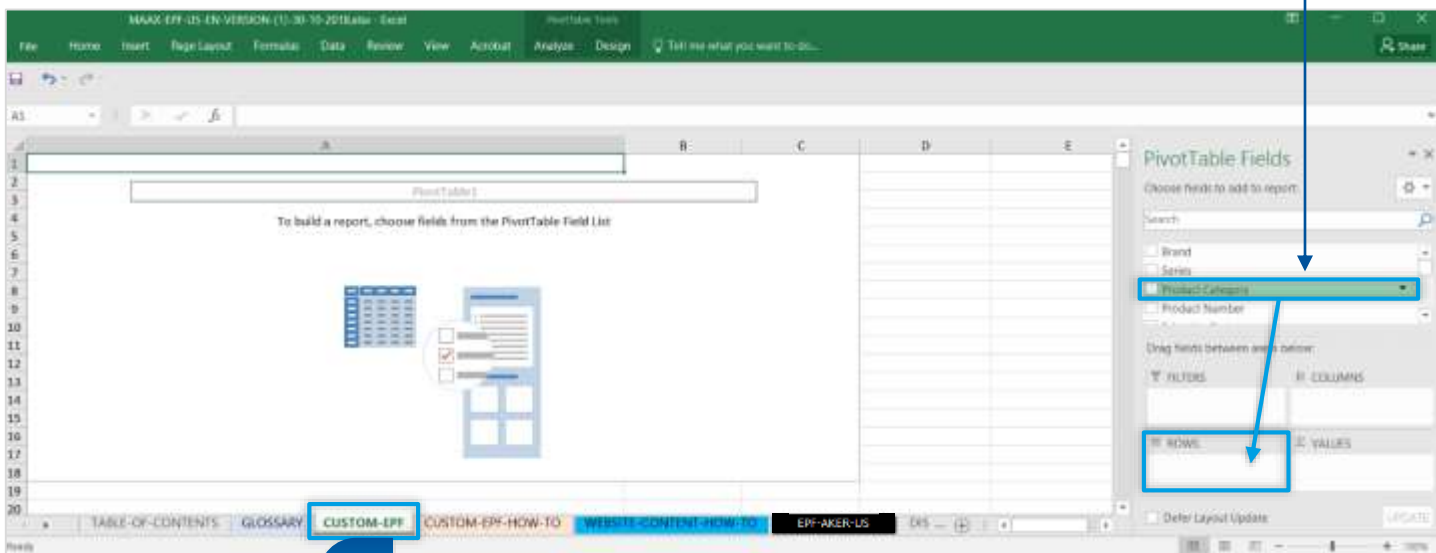


3. Website Content Updates (Step 2 of 3)

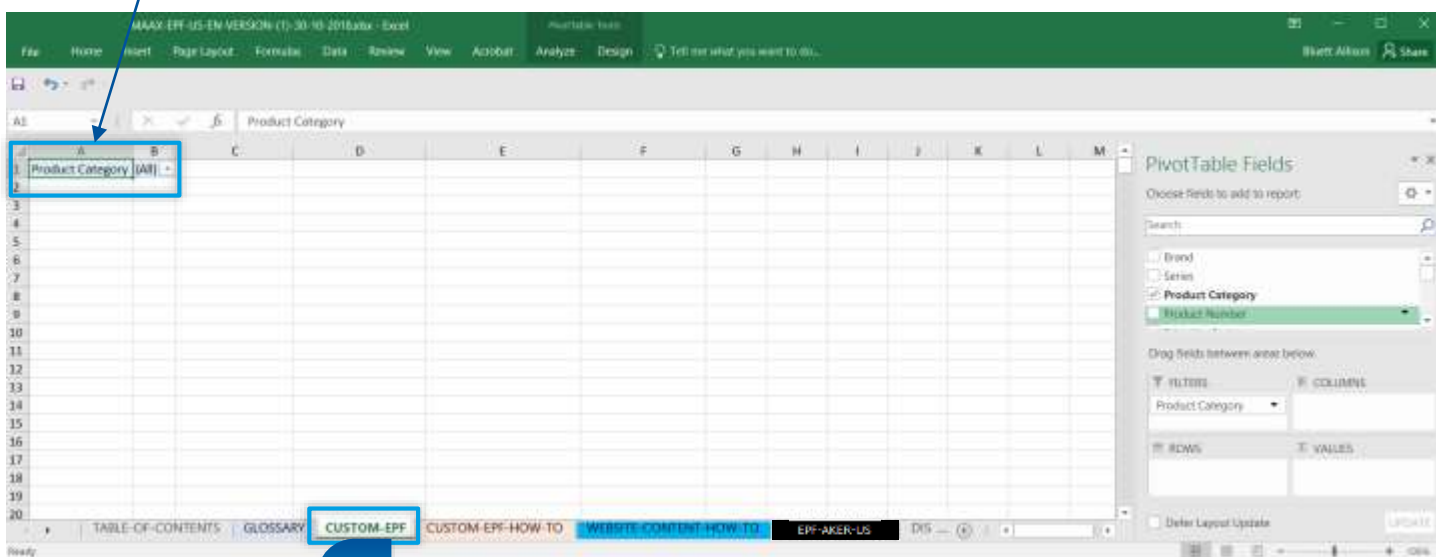
How to create a data extract for a specific product category

Step 2: Add the desired Product Category item to the Filter section to create a specific product view.

1) Click on Product Category and drag into the FILTERS window.



2) The view filter functionality will appear on the sheet, and the Product Category.



3. Website Content Updates (Step 3 of 3)

How to create a data extract for a specific product category

Step 3: Use the Filter functionality to setup data for a specific product category *ex. Bathtub*. Then follow Custom EPF (Steps 1 to 3) to convert the data into an uploadable data format.

1) Click on (ALL).

3) Click on the (ALL) checkbox.

2) Click on the Select Multiple Items checkbox.

4) Then select the product category data you want to update your website with.

2

4. Discontinued Products

Refer to the Discontinued Products sheet for the latest list of discontinued products and their recommended replacements.

Brand	Series	Product Cat	Product No	Price List Code	Sales Code	UPC	Model Short Description	Is Discontinued	Discontinuation Date	Replacement 1 Prod	Replacement 1 C
MAAX	MAAX Professional	Accessory	10025536	10025536	0000000000100255	621163539516	Recessed acrylic storage module without dc	YES	12/1/2018	N/A	
MAAX	MAAX Professional	Bathtub	140027	140027-L-000-002	140027-000-002-00	621163072860	FT6030 REGULAR WHITE	YES	12/1/2018	145008	145008-L-000-00
MAAX	MAAX Professional	Bathtub	140027	140027-L-000-004	140027-000-004-00	621163072884	FT6030 REGULAR BONE / NATURAL	YES	12/1/2018	145008	145008-L-000-00
MAAX	MAAX Professional	Bathtub	140027	140027-L-000-006			FT6030 REGULAR STERLING SILVER	YES	12/1/2018	145008	145008-L-000-00
MAAX	MAAX Professional	Bathtub	140027	140027-L-000-007	140027-000-007-00	621163072907	FT6030 REGULAR BISCUIT	YES	12/1/2018	145008	145008-L-000-00
MAAX	MAAX Professional	Bathtub	140027	140027-L-000-015			FT6030 REGULAR BLACK	YES	12/1/2018	145008	145008-L-000-01
MAAX	MAAX Professional	Bathtub	140027	140027-L-000-019			FT6030 REGULAR THUNDER GREY	YES	12/1/2018	145008	145008-L-000-01
MAAX	MAAX Professional	Bathtub	140027	140027-L-001-002	140027-001-002-10	623163559194	FT6030 WHIRLPOOL WHITE	YES	12/1/2018	145008	
MAAX	MAAX Professional	Bathtub	140027	140027-L-001-004	140027-001-004-10	623163559170	FT6030 WHIRLPOOL BONE / NATURAL	YES	12/1/2018	145008	
MAAX	MAAX Professional	Bathtub	140027	140027-L-001-006			FT6030 WHIRLPOOL STERLING SILVER	YES	12/1/2018	145008	
MAAX	MAAX Professional	Bathtub	140027	140027-L-001-007	140027-001-007-10	623163559156	FT6030 WHIRLPOOL BISCUIT	YES	12/1/2018	145008	
MAAX	MAAX Professional	Bathtub	140027	140027-L-001-015			FT6030 WHIRLPOOL BLACK	YES	12/1/2018	145008	
MAAX	MAAX Professional	Bathtub	140027	140027-L-001-019			FT6030 WHIRLPOOL THUNDER GREY	YES	12/1/2018	145008	
MAAX	MAAX Professional	Bathtub	140027	140027-L-003-002			FT6030 WHIRLPOOL B WHITE	YES	12/1/2018	145008	145008-L-003-00
MAAX	MAAX Professional	Bathtub	140027	140027-L-003-004			FT6030 WHIRLPOOL B BONE / NATURAL	YES	12/1/2018	145008	145008-L-003-00

5