

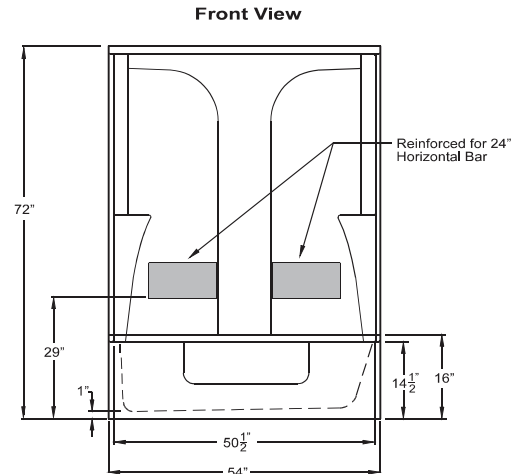


THE CHOOSE HOME COLLECTION
product sheet

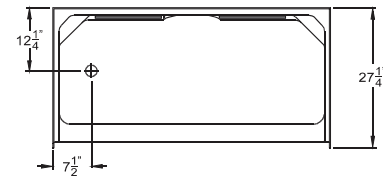
CHG 5494 TS 2P

54" x 27.25" x 72"

Enclosure: up to 50.625" x 56"
1" Above the floor rough



Top View



FEATURES

FINISH	PRODUCT	PIECES	WALL
solid surface or AcrylX™ applied acrylic	reinforced tub shower	two	smooth wall

OPTIONS

WHIRLPOOL	SOLID SURFACE COLOR	AcrylX™ COLOR	ACCESSORIES
no	cotton seed, almond, beach	white, bone, biscuit	drain, comfort bar, decorative bar

TECHNICAL INFORMATION

WT	LOAD FACTOR	HANDED BY	CODES	WARRANTY
127	1	drain left or right	ANSI 124.1, UPC, NAHB, CSA	lifetime limited - solid surface lifetime limited - AcrylX™

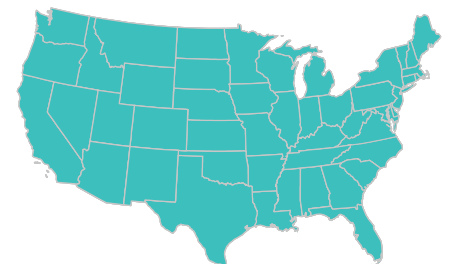
Due to the nature of the materials, dimensions may vary +/- 1/2".



Smooth Wall



Multi-Piece Unit



AVAILABILITY

■ Extended Lead Time ■ Standard Lead Time

CUSTOMER SERVICE 800.443.7269

435 Industrial Road | Savannah, TN 38372 | Fax 731.925.4290 | www.praxiscompanies.com