

Compliant and Accessible Trench Drain Showers



ADDITIONAL INFO

STANDARD FEATURES

ACRYLX™ SHOWERS & TUB-SHOWERS

- AcrylX™ applied acrylic finish
- Choice of stock colors
- Slip-resistant, textured bottom
- Reinforced for seat & grab bar installation

SECTIONAL SHOWERS & TUB-SHOWERS

- AcrylX™ applied acrylic finish
- Choice of stock colors
- Slip-resistant, textured bottom
- 2-, 3-, or 4-piece design
- Reinforced for seat & grab bar installation

SYMBOLS LEGEND

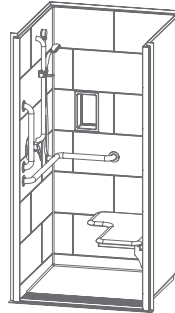
- Straight horizontal grab bar
Stainless steel standard.
- Straight vertical grab bar
Stainless steel standard.
- Horizontal L-configured grab bar(s)
Stainless steel standard.
- U-configured grab bar(s)
Stainless steel standard
- L-shaped fold-up seat for shower models (cushioned)
- Single fold-up seat for shower models (cushioned)
- Rectangular fold-up seat for shower models (cushioned)
- Tri-fold removable seat for tub/shower models (phenolic, white)
- Hand held shower assembly with slide bar and hose. Includes pressure-balancing mixing valve.
- Fully equipped for ADA compliance
- Fully equipped for California (Title 24) compliance
- Fully equipped for Massachusetts (521 CMR) compliance
- Fully equipped for Texas (TAS) compliance
- Fully equipped for ANSI compliance

CBT3838TRCOL

Interior: 36 x 36 x 76 ¾"

Exterior: 42 x 38 ½ x 78 ¾"

AcrylX™ applied acrylic



ANSI configuration pictured.

ADDITIONAL FEATURES

- ½" skirt
- ½" compliant COL threshold
- No interior threshold
- Compliant when properly installed
- 12" x 24" subway tile wall
- Center front drain outlet
- Level base
- Standard height
- ADA, ANSI, TAS

CONFIGURATION	DRAIN	SEAT	LIST PRICE
Shell reinforced	Center Front		\$3964
	Center Front		\$4283
	Center Front	LH/RH	\$5172
	Center Front	LH/RH	\$6162
(ANSI)	Center Front	LH/RH	\$5398
(ANSI)	Center Front	LH/RH	\$6388

OPTIONS PRICE LIST

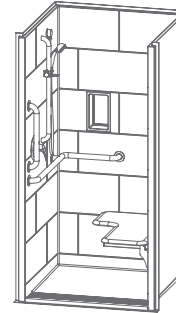
	LIST PRICE
Stainless steel L-shaped bar (STD)	\$319
L-shaped fold-up seat - cushioned (STD)	\$889
L-shaped fold-up seat - phenolic white or phenolic teak	\$889
Pressure balancing mixing valve	\$591
Handheld shower assembly with slide/grab bar	\$399
Premium weight curtain	\$262
Stainless steel curtain rod (36")	\$125
No Caulk Brass Drain	\$49
Large soap dish	\$264
Small soap dish	\$194
Full wall backing option	\$250
Underlay ramp (qty 2) LS-XX-K 40	\$405
24" stainless steel vertical grab bar	\$226
Powder-coated white vertical 24" bar	\$271
Powder-coated white L-bar	\$482
Powder-coated white grate	\$1,041

CBT3838TR1.125

Interior: 36 x 36 x 76 ¾"

Exterior: 42 x 38 ½ x 78 ¾"

AcrylX™ applied acrylic



ANSI configuration pictured.

ADDITIONAL FEATURES

- 1.125" skirt
- No interior threshold
- Compliant when properly installed
- 12" x 24" subway tile wall
- Center front drain outlet
- Level base
- Standard height
- ADA, ANSI, TAS

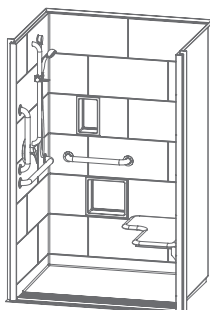
CONFIGURATION	DRAIN	SEAT	LIST PRICE
Shell reinforced	Center Front		\$4387
	Center Front		\$4706
	Center Front	LH/RH	\$5595
	Center Front	LH/RH	\$6585
(ANSI)	Center Front	LH/RH	\$5821
(ANSI)	Center Front	LH/RH	\$6811

OPTIONS PRICE LIST

	LIST PRICE
Stainless steel L-shaped bar (STD)	\$319
L-shaped fold-up seat - cushioned (STD)	\$889
L-shaped fold-up seat - phenolic white or phenolic teak	\$889
Pressure balancing mixing valve	\$591
Handheld shower assembly with slide/grab bar	\$399
Premium weight curtain	\$262
Stainless steel curtain rod (36")	\$125
No Caulk Brass Drain	\$49
Large soap dish	\$264
Small soap dish	\$194
Full wall backing option	\$250
24" stainless steel vertical grab bar	\$226
Powder-coated white vertical 24" bar	\$271
Powder-coated white L-bar	\$482
Powder-coated white grate	\$1,041

CBT5038TRCOL

Interior: 48 x 36 x 76 ¾"
Exterior: 54 x 38 ½ x 78 ¾"
AcrylX™ applied acrylic



Seat configuration pictured.

ADDITIONAL FEATURES

- ½" skirt
- ½" compliant COL threshold
- No interior threshold
- 12" x 24" subway tile wall
- Center front drain outlet
- Level base
- Standard height
- ANSI type B

CONFIGURATION

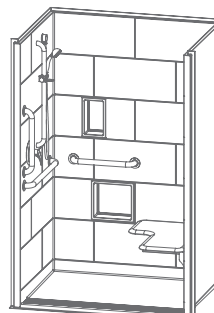
CONFIGURATION	DRAIN	SEAT	LIST PRICE
Shell reinforced	Center Front		\$4,677
	Center Front		\$5,126
	Center Front	LH/RH	\$6,015
	Center Front	LH/RH	\$7,005
	Center Front	LH/RH	\$7,231
	Center Front		\$5,365
	Center Front		\$6,355

OPTIONS PRICE LIST

OPTIONS PRICE LIST	LIST PRICE
Stainless steel L-bar configuration (STD)	\$449
L-shaped fold-up seat - cushioned (STD)	\$889
L-shaped fold-up seat - phenolic white or phenolic teak	\$889
Pressure balancing mixing valve	\$591
Handheld shower assembly with slide bar	\$399
Premium weight curtain	\$320
Stainless steel curtain rod (48")	\$125
No Caulk Brass Drain	\$49
Large soap dish	\$264
Small soap dish	\$188
Full wall backing option	\$370
Stainless steel U-bar configuration	\$688
Underlay ramp (qty 2) LS-XX-K 40	\$405
24" stainless steel vertical grab bar	\$226
Powder-coated white vertical 24" bar	\$271
Powder-coated white L-bar	\$540
Powder-coated white grate	\$1,041
Powder-coated white U-bar configuration	\$863

CBT5038TR1.125

Interior: 48 x 36 x 76 ¾"
Exterior: 54 x 38 ½ x 78 ¾"
AcrylX™ applied acrylic



Seat configuration pictured.

ADDITIONAL FEATURES

- 1.125" skirt
- No interior threshold
- 12" x 24" subway tile wall
- Center front drain outlet
- Level base
- Standard height
- ANSI type B

CONFIGURATION

CONFIGURATION	DRAIN	SEAT	LIST PRICE
Shell reinforced	Center Front		\$5,101
	Center Front		\$5,550
	Center Front	LH/RH	\$6,439
	Center Front	LH/RH	\$7,429
	Center Front	LH/RH	\$7,655
	Center Front		\$5,789
	Center Front		\$6,779

OPTIONS PRICE LIST

OPTIONS PRICE LIST	LIST PRICE
Stainless steel L-bar configuration (STD)	\$449
L-shaped fold-up seat - cushioned (STD)	\$889
L-shaped fold-up seat - phenolic white or phenolic teak	\$889
Pressure balancing mixing valve	\$591
Handheld shower assembly with slide bar	\$399
Premium weight curtain	\$320
Stainless steel curtain rod (48")	\$125
No Caulk Brass Drain	\$49
Large soap dish	\$264
Small soap dish	\$188
Full wall backing option	\$370
Stainless steel U-bar configuration	\$688
24" stainless steel vertical grab bar	\$226
Powder-coated white vertical 24" bar	\$271
Powder-coated white L-bar	\$540
Powder-coated white grate	\$1,041
Powder-coated white U-bar configuration	\$863

ADDITIONAL INFO

COLORS

STOCK

White

UPGRADED

Biscuit

Bone

NOTICE OF LIMITATION:

Recess as needed to meet code.
Adhere to floor as required.

Note: For ADA/ANSI compliance, selection for L-shaped bar, seat and pressure balancing mixing valve, hand-held shower with slide bar, vacuum breaker and 60" hose must be selected and installed per ADA/ANSI guidelines.

60" Roll-In Showers with Seat: LH/RH = SEAT location.
Fixture is located on the back wall near seat. Reference submittal sheet for details.

ADDITIONAL INFO

STANDARD FEATURES

ACRYLX™ SHOWERS & TUB-SHOWERS

- AcrylX™ applied acrylic finish
- Choice of stock colors
- Slip-resistant, textured bottom
- Reinforced for seat & grab bar installation

SECTIONAL SHOWERS & TUB-SHOWERS

- AcrylX™ applied acrylic finish
- Choice of stock colors
- Slip-resistant, textured bottom
- 2-, 3-, or 4-piece design
- Reinforced for seat & grab bar installation

SYMBOLS LEGEND

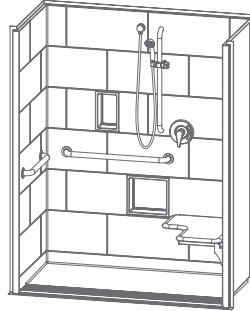
- Straight horizontal grab bar
Stainless steel standard.
- Straight vertical grab bar
Stainless steel standard.
- Horizontal L-configured grab bar(s)
Stainless steel standard.
- U-configured grab bar(s)
Stainless steel standard
- L-shaped fold-up seat for shower models (cushioned)
- Single fold-up seat for shower models (cushioned)
- Rectangular fold-up seat for shower models (cushioned)
- Tri-fold removable seat for tub/shower models (phenolic, white)
- Hand held shower assembly with slide bar and hose. Includes pressure-balancing mixing valve.
- Fully equipped for ADA compliance
- Fully equipped for California (Title 24) compliance
- Fully equipped for Massachusetts (521 CMR) compliance
- Fully equipped for Texas (TAS) compliance
- Fully equipped for ANSI compliance

CBT6232TRCOL

Interior: 60 x 30 x 76 ¾

Exterior: 66 x 32 ½ x 78 ¾

AcrylX™ applied acrylic



Seat configuration pictured.

ADDITIONAL FEATURES

- ½" skirt
- ½" compliant COL threshold
- No interior threshold
- Compliant when properly installed
- 12" x 24" subway tile wall
- Center front drain outlet
- Level base
- Standard height
- ADA, TAS, ANSI

CONFIGURATION	DRAIN	SEAT	LIST PRICE
Shell reinforced	Center Front		\$5,002
Center Front	Center Front		\$5,397
Center Front	Center Front	LH/RH	\$6,286
Center Front	Center Front	LH/RH	\$7,276
Center Front	Center Front		\$5,653
Center Front	Center Front		\$6,643

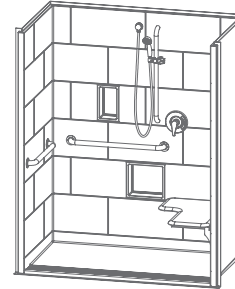
OPTIONS PRICE LIST	LIST PRICE
Stainless steel L-bar configuration (STD)	\$395
L-shaped fold-up seat - cushioned (STD)	\$889
L-shaped fold-up seat - phenolic white or phenolic teak	\$889
Pressure balancing mixing valve	\$591
Handheld shower assembly with slide/grab bar	\$399
Premium weight curtain	\$371
Stainless steel curtain rod (60")	\$125
No Caulk Brass Drain	\$49
Large soap dish	\$264
Small soap dish	\$188
Full wall backing option	\$406
Stainless steel U-bar configuration	\$651
Underlay ramp (qty 2) LS-XX-K 40	\$405
24" stainless steel vertical grab bar	\$226
Powder-coated white vertical 24" bar	\$271
Powder-coated white L-bar	\$495
Powder-coated white grate	\$1,041
Powder-coated white U-bar configuration	\$863

CBT6232TR1.125

Interior: 60 x 30 x 76 ¾

Exterior: 66 x 32 ½ x 78 ¾

AcrylX™ applied acrylic



Seat configuration pictured.

ADDITIONAL FEATURES

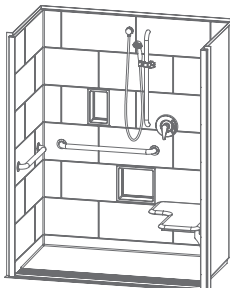
- ½" skirt
- ½" compliant COL threshold
- No interior threshold
- Compliant when properly installed
- 12" x 24" subway tile wall
- Center front drain outlet
- Level base
- Standard height
- ADA, TAS, ANSI

CONFIGURATION	DRAIN	SEAT	LIST PRICE
Shell reinforced	Center Front		\$5,427
Center Front	Center Front		\$5,822
Center Front	Center Front	LH/RH	\$6,711
Center Front	Center Front	LH/RH	\$7,701
Center Front	Center Front		\$6,078
Center Front	Center Front		\$7,068

OPTIONS PRICE LIST	LIST PRICE
Stainless steel L-bar configuration (STD)	\$395
L-shaped fold-up seat - cushioned (STD)	\$889
L-shaped fold-up seat - phenolic white or phenolic teak	\$889
Pressure balancing mixing valve	\$591
Handheld shower assembly with slide/grab bar	\$399
Premium weight curtain	\$371
Stainless steel curtain rod (60")	\$125
No Caulk Brass Drain	\$49
Large soap dish	\$264
Small soap dish	\$188
Full wall backing option	\$406
Stainless steel U-bar configuration	\$651
24" stainless steel vertical grab bar	\$226
Powder-coated white vertical 24" bar	\$271
Powder-coated white L-bar	\$495
Powder-coated white grate	\$1,041
Powder-coated white U-bar configuration	\$863

CBT6236TRCOL

Interior: 60 x 34 x 76 ¾
Exterior: 66 x 36 ½ x 78 ¾
AcrylX™ applied acrylic



Seat configuration pictured.

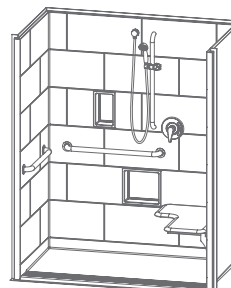
ADDITIONAL FEATURES	
· ½" skirt	· 12" x 24" subway tile wall
· ½" compliant COL threshold	· Center front drain outlet
· No interior threshold	· Level base
· Compliant when properly installed	· Standard height
	· ADA, TAS, ANSI

CONFIGURATION	DRAIN	SEAT	LIST PRICE
Shell reinforced	Center Front		\$5,266
	Center Front		\$5,683
	Center Front	LH/RH	\$6,572
	Center Front	LH/RH	\$7,562
	Center Front		\$5,961
	Center Front		\$6,951

OPTIONS PRICE LIST	LIST PRICE
Stainless steel L-bar configuration (STD)	\$417
L-shaped fold-up seat - cushioned (STD)	\$889
L-shaped fold-up seat - phenolic white or phenolic teak	\$889
Pressure balancing mixing valve	\$591
Handheld shower assembly with slide/grab bar	\$399
Premium weight curtain	\$371
Stainless steel curtain rod (60")	\$125
No Caulk Brass Drain	\$49
Large soap dish	\$264
Small soap dish	\$188
Full wall backing option	\$406
Stainless steel U-bar configuration	\$695
Underlay ramp (qty 2) LS-XX-K 40	\$405
24" stainless steel vertical grab bar	\$226
Powder-coated white vertical 24" bar	\$271
Powder-coated white L-bar	\$516
Powder-coated white grate	\$1,041
Powder-coated white U-bar configuration	\$906

CBT6236TR1.125

Interior: 60 x 34 x 76 ¾
Exterior: 66 x 36 ½ x 78 ¾
AcrylX™ applied acrylic



Seat configuration pictured.

ADDITIONAL FEATURES	
· 1.125" skirt	· Center front drain outlet
· No interior threshold	· Level base
· Compliant when properly installed	· Standard height
· 12" x 24" subway tile wall	· ADA, TAS, ANSI

CONFIGURATION	DRAIN	SEAT	LIST PRICE
Shell reinforced	Center Front		\$5,690
	Center Front		\$6,107
	Center Front	LH/RH	\$6,996
	Center Front	LH/RH	\$7,986
	Center Front		\$6,385
	Center Front		\$7,375

OPTIONS PRICE LIST	LIST PRICE
Stainless steel L-bar configuration (STD)	\$471
L-shaped fold-up seat - cushioned (STD)	\$889
L-shaped fold-up seat - phenolic white or phenolic teak	\$889
Pressure balancing mixing valve	\$591
Handheld shower assembly with slide/grab bar	\$399
Premium weight curtain	\$371
Stainless steel curtain rod (60")	\$125
No Caulk Brass Drain	\$49
Large soap dish	\$264
Small soap dish	\$188
Full wall backing option	\$406
Stainless steel U-bar configuration	\$695
24" stainless steel vertical grab bar	\$226
Powder-coated white vertical 24" bar	\$271
Powder-coated white L-bar	\$516
Powder-coated white grate	\$1,041
Powder-coated white U-bar configuration	\$906

ADDITIONAL INFO

COLORS

STOCK

White

UPGRADED

Biscuit

Bone

NOTICE OF LIMITATION:
Recess as needed to meet code.
Adhere to floor as required.

Note: For ADA/ANSI compliance, selection for L-shaped bar, seat and pressure balancing mixing valve, hand-held shower with slide bar, vacuum breaker and 60" hose must be selected and installed per ADA/ANSI guidelines.

ADDITIONAL INFO

STANDARD FEATURES

ACRYLX™ SHOWERS & TUB-SHOWERS

- AcrylX™ applied acrylic finish
- Choice of stock colors
- Slip-resistant, textured bottom
- Reinforced for seat & grab bar installation

SECTIONAL SHOWERS & TUB-SHOWERS

- AcrylX™ applied acrylic finish
- Choice of stock colors
- Slip-resistant, textured bottom
- 2-, 3-, or 4-piece design
- Reinforced for seat & grab bar installation

SYMBOLS LEGEND

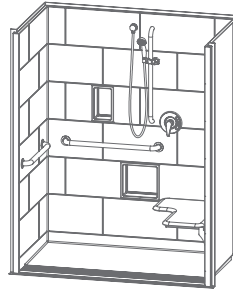
- Straight horizontal grab bar
Stainless steel standard.
- Straight vertical grab bar
Stainless steel standard.
- Horizontal L-configured grab bar(s)
Stainless steel standard.
- U-configured grab bar(s)
Stainless steel standard
- L-shaped fold-up seat for shower models (cushioned)
- Single fold-up seat for shower models (cushioned)
- Rectangular fold-up seat for shower models (cushioned)
- Tri-fold removable seat for tub/shower models (phenolic, white)
- Hand held shower assembly with slide bar and hose. Includes pressure-balancing mixing valve.
- Fully equipped for ADA compliance
- Fully equipped for California (Title 24) compliance
- Fully equipped for Massachusetts (521 CMR) compliance
- Fully equipped for Texas (TAS) compliance
- Fully equipped for ANSI compliance

CBT6238TRCOL

Interior: 60 x 36 x 76 ¾"

Exterior: 66 x 38 ½ x 78 ¾"

AcrylX™ applied acrylic



Seat configuration pictured.

ADDITIONAL FEATURES

- ½" skirt
- ½" compliant COL threshold
- No interior threshold
- Compliant when properly installed
- 12" x 24" subway tile wall
- Center front drain outlet
- Level base
- ADA, TAS, ANSI

CONFIGURATION	DRAIN	SEAT	LIST PRICE
Shell reinforced	Center Front		\$5,529
Center Front	Center Front		\$5,934
Center Front	Center Front	LH/RH	\$6,824
Center Front	Center Front	LH/RH	\$7,813
Center Front	Center Front		\$6,199
Center Front	Center Front		\$7,189

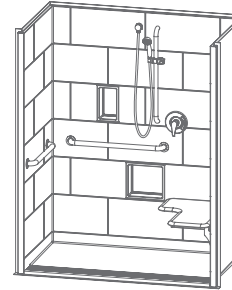
OPTIONS PRICE LIST	LIST PRICE
Stainless steel L-bar configuration (STD)	\$405
L-shaped fold-up seat - cushioned (STD)	\$889
L-shaped fold-up seat - phenolic white or phenolic teak	\$889
Pressure balancing mixing valve	\$591
Handheld shower assembly with slide/grab bar	\$399
Premium weight curtain	\$371
Stainless steel curtain rod (60")	\$125
No Caulk Brass Drain	\$49
Large soap dish	\$264
Small soap dish	\$188
Full wall backing option	\$406
Stainless steel U-bar configuration	\$670
Underlay ramp (qty 2) LS-XX-K 40	\$405
24" stainless steel vertical grab bar	\$226
Powder-coated white vertical 24" bar	\$271
Powder-coated white L-bar	\$571
Powder-coated white grate	\$1,041
Powder-coated white U-bar configuration	\$1,015

CBT6238TR1.125

Interior: 60 x 36 x 76 ¾"

Exterior: 66 x 38 ½ x 78 ¾"

AcrylX™ applied acrylic



Seat configuration pictured.

ADDITIONAL FEATURES

- 1.125" skirt
- No interior threshold
- Compliant when properly installed
- 12" x 24" subway tile wall
- Center front drain outlet
- Level base
- ADA, TAS, ANSI

CONFIGURATION	DRAIN	SEAT	LIST PRICE
Shell reinforced	Center Front		\$5,954
Center Front	Center Front		\$6,359
Center Front	Center Front	LH/RH	\$7,249
Center Front	Center Front	LH/RH	\$8,238
Center Front	Center Front		\$6,624
Center Front	Center Front		\$7,614

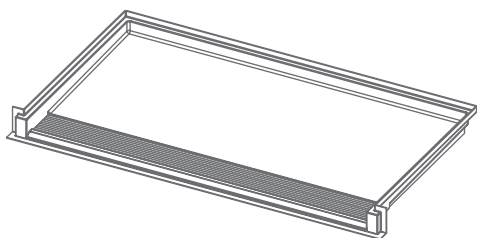
OPTIONS PRICE LIST	LIST PRICE
Stainless steel L-bar configuration (STD)	\$405
L-shaped fold-up seat - cushioned (STD)	\$889
L-shaped fold-up seat - phenolic white or phenolic teak	\$889
Pressure balancing mixing valve	\$591
Handheld shower assembly with slide/grab bar	\$399
Premium weight curtain	\$371
Stainless steel curtain rod (60")	\$125
No Caulk Brass Drain	\$49
Large soap dish	\$264
Small soap dish	\$188
Full wall backing option	\$406
Stainless steel U-bar configuration	670
24" stainless steel vertical grab bar	\$226
Powder-coated white vertical 24" bar	\$271
Powder-coated white L-bar	\$571
Powder-coated white grate	\$1,041
Powder-coated white U-bar configuration	\$1,015

CBB6236TRCOL

Interior: 60 x 34 x 2 ½

Exterior: 66 x 36 ½ x 4 ½

AcrylX™ applied acrylic

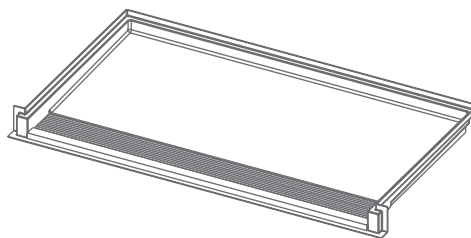


CBB6236TR1.125

Interior: 60 x 34 x 2 ½

Exterior: 66 x 36 ½ x 4 ½

AcrylX™ applied acrylic



ADDITIONAL INFO

COLORS

STOCK

White

UPGRADED

Biscuit

Bone

NOTICE OF LIMITATION:
Recess as needed to meet code.
Adhere to floor as required.

Note: For ADA/ANSI compliance, selection for L-shaped bar, seat and pressure balancing mixing valve, hand-held shower with slide bar, vacuum breaker and 60" hose must be selected and installed per ADA/ANSI guidelines.

ADDITIONAL FEATURES

- ½" skirt
- ½" compliant COL threshold
- No interior threshold
- Compliant when properly installed
- Center front drain outlet
- Level base
- ADA, TAS

CONFIGURATION

DRAIN

SEAT

LIST PRICE

Shower base

Center Front

\$3,863

ADDITIONAL FEATURES

- 1.125" skirt
- No interior threshold
- Compliant when properly installed
- Center front drain outlet
- Level base
- ADA, TAS

CONFIGURATION

DRAIN

SEAT

LIST PRICE

Shower base

Center Front

\$4,289

OPTIONS PRICE LIST

LIST PRICE

No Caulk Brass Drain	\$49
Underlay ramp (qty 2) LS-XX-K 40	\$405
Powder-coated white grate	\$1,041

OPTIONS PRICE LIST

LIST PRICE

No Caulk Brass Drain	\$49
Powder-coated white grate	\$1,041

asura

Trench Drain Collection
by Clarion Bathware

Clarion Bathware

Phone: 800.576.9228

Fax: 814.226.0730

44 Amsler Ave | Shippensburg, PA | 16254