

Individuals of Size Shower Base

Reimagining Bathing Spaces for Patients of All Sizes



Individuals of Size Shower Base

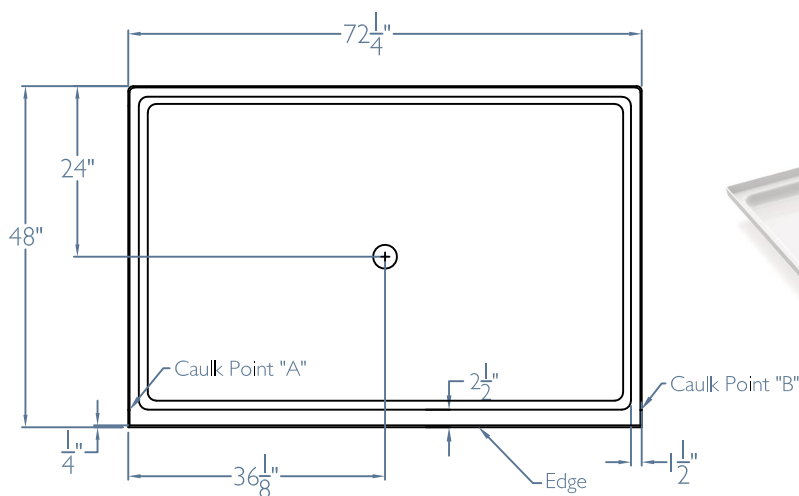


Reimagining Bathing Spaces for Patients of All Sizes

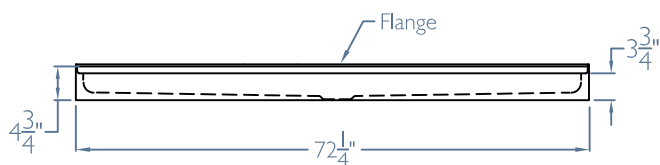
Comfort Designs announces our new shower base designed to address the safety and comfort needs of people of all sizes in the shower. It offers a variety of features and benefits that promote stability and confidence, such as:

- Provides a higher weight capacity that has been tested to support up to 1,000 pounds and features durable, slip-resistant surfaces to minimize the risk of falls and accidents.
- Constructed with high-quality materials built to withstand the demands of a busy healthcare environment.
- Compliance with guidelines and regulations: 72"x48" size meets FGI requirements.
- Unmatched spaciousness: The extra-large design provides ample room for maneuvering and increased comfort for patients of all sizes.

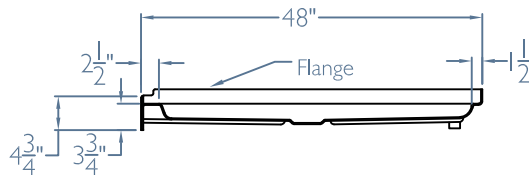
TOP VIEW



FRONT VIEW



SIDE VIEW



Model	Dimensions (W x D x H)	Drain Location
FS 7248 SH Pan	72 1/4" x 48" x 4 3/4"	Center