



HOURLASS II PLUS

72" x 42" Skirted
Acrylic Air Bath

Model Number

4272HPASR064

Right Hand Drain Air Bath in White

4272HPASL064

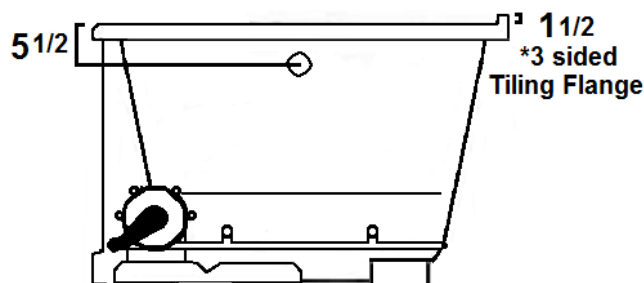
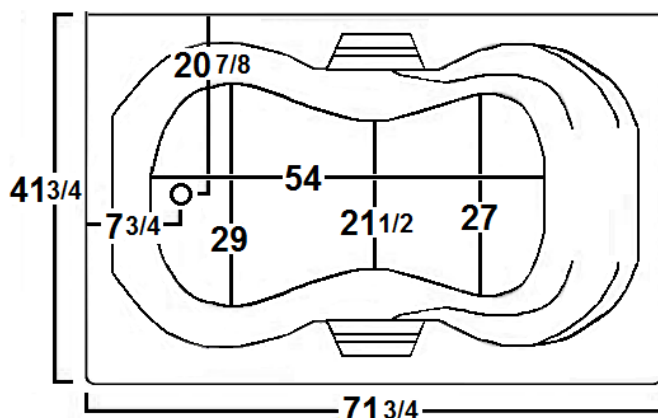
Left Hand Drain Air Bath in White

Features

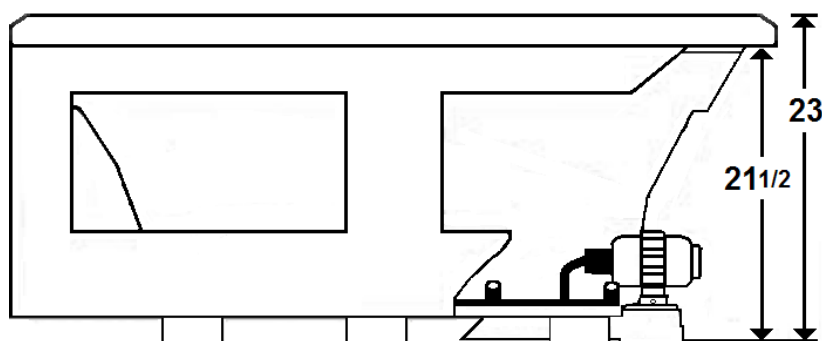
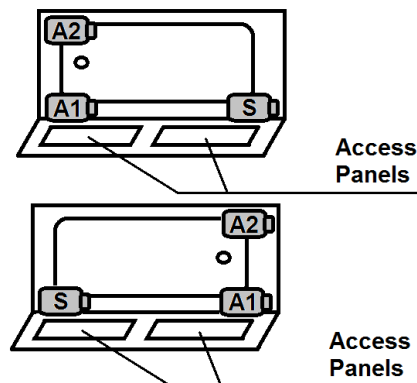
- 28 high output lateral air jets & Pillow included
- 12.0 Amp variable speed blower
- Constructed of high-gloss durable acrylic
- Pre-leveled base for easy installation
- Automatic purge cycle with timer
- Radiant Heat & Heater available
- Mood lights & Music system available
- Made in the USA



All dimensions are +/- 1/2" and subject to change without notice
Confirm specifications before installation



Standard (S) Pump Location and Alternate (A-1 & A-2) Pump locations.



Technical Information

- Weight: 185 lbs.
- Water Depth to Overflow: 17"
- Water Operating Level: NA
- Water Capacity: 94 gal.
- Sump Dimension: 54" x 27"

Electrical Requirements.

- Standard Blower: 12 Amps
- (Optional) LM305 Heater: 12.5 Amps (120V)
- Dedicated GFCI's required for each options



HOURLASS II PLUS

4272HPASR064

Right Hand Drain Air Bath in White

4272HPASL064

Left Hand Drain Air Bath in White

AVAILABLE OPTIONS & UPGRADES

For current pricing, pictures, and descriptions of the Laurel Mountain options listed below, go to www.lowes.com. Enter the model number of the option into the search bar at the top right of the page next to the magnifying glass. For additional information, visit www.laurelmountainbath.com or call Laurel Mountain customer service at 800-930-0050.

Therapeutic

HEATERS

LM305 Inline Heater

LM302 Warm Comfort Radiant Heat

OTHER THERAPIES (select one)

LM522 Chromatherapy Mood Light

LM525 Wāv Music. Vibe. Lights

Accessories

8" GRAB BARS

LM230 White

LM231 Biscuit

CABLE OPERATED DRAINS

LM200 Chrome

LM201 Brushed Nickel

LM202 Bronze

LM210 White

LM211 Biscuit

Design / Construction

LM545 A-1 Pump Location

LM546 A-2 Pump Location

INSTALLATION

Install this unit according to the Owner's Manual. The Owner's manual can be found at www.laurelmountainbath.com. Select "Resources" at the top of the homepage, then click on "Literature and Manuals". Scroll down the page to the Owner's Manual section then click on the "Whirlpool, Air Bath, Combo Bath" document.