



HOURLASS II PLUS

72" x 42" Skirted
Acrylic Combo Bath

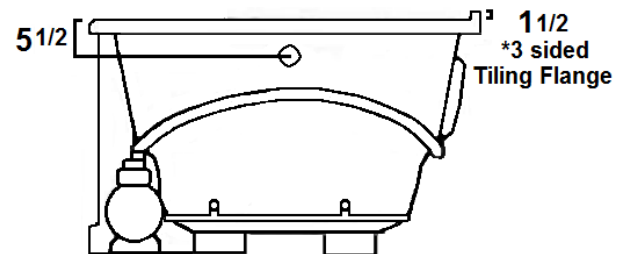
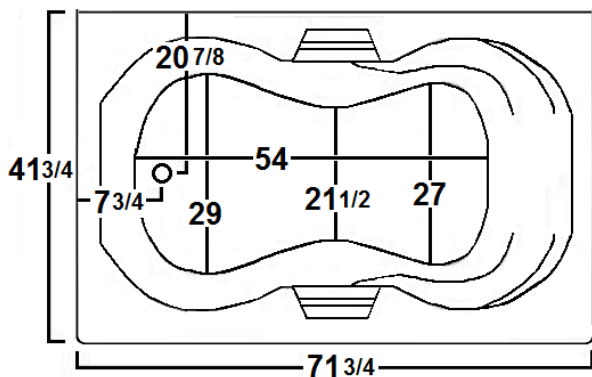
Model Number
4272HPWASR064
Right Hand Drain Combo Bath in White
4272HPWASL064
Left Hand Drain Combo Bath in White

Features

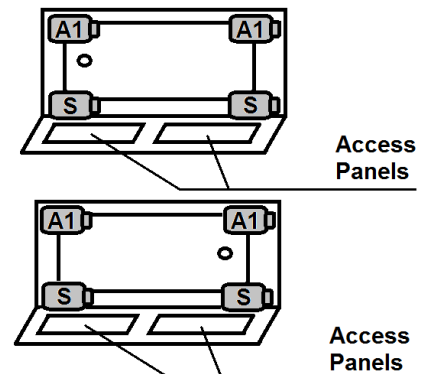
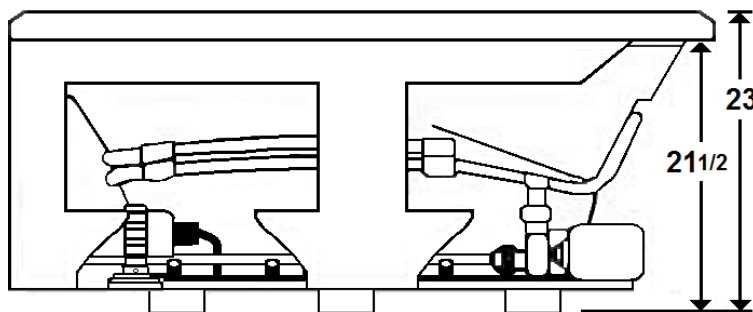
- Color-matched jet trim and air controls
- 10 adjustable hydrotherapy jets
- 28 high output lateral air injectors
- Constructed of high-gloss durable acrylic
- Pre-leveled base for east installation
- 3-Speed control for the 13.5 Amp pump
- 12.0 Amp variable speed blower
- Radiant Heat & Inline Heater available
- Mood lights & Music system available
- Silent Pump upgrade available
- Made in the USA



All dimensions are +/- 1/2" and subject to change without notice
Confirm specifications before installation



Standard (S) Pump Location and Alternate (A-1 & A-2) Pump locations.



Technical Information

- Weight: 220 lbs.
- Water Depth to Overflow: 17"
- Water Operating Level: 52 gal.
- Water Capacity: 94 gal.
- Sump Dimension: 54" x 27"

Electrical Requirements.

- Standard Pump: 13.5 Amps; Silent Pump 11Amps
- Standard Blower: 12 Amps
- (Optional) LM300 Heater: 12 Amps
- (Optional) LM509 Back Massage: 5 Amps
- Dedicated GFCI's required for each option



HOURLASS II PLUS

4272HPWASR064

Right Hand Drain Combo Bath in White

4272HPWASL064

Left Hand Drain Combo Bath in White

AVAILABLE OPTIONS & UPGRADES

For current pricing, pictures, and descriptions of the Laurel Mountain options listed below, go to www.lowes.com. Enter the model number of the option into the search bar at the top right of the page next to the magnifying glass. For additional information, visit www.laurelmountainbath.com or call Laurel Mountain customer service at 800-930-0050.

Therapeutic

Due to physical & electrical limitations, a heater can be ordered with one of the other therapies listed below, or the back massage system. It is not possible to order the heater, lights, and back massage system with this unit.

Therapeutic

HEATERS (select one)

LM300 Inline Heater

LM320 Whisper Flow Silent Pump & Heater

BACK MASSAGE SYSTEMS

LM505 Chrome LM506 Brushed Nickel LM507 Bronze LM509 White LM510 Biscuit

OTHER THERAPIES (select one)

LM522 Chromatherapy Mood Light

LM525 Wāv Music. Vibe. Lights

Accessories

WHIRLPOOL TRIM KITS

LM101 Chrome

LM102 Brushed Nickel

LM103 Bronze

CABLE OPERATED DRAINS

LM200 Chrome

LM201 Brushed Nickel

LM202 Bronze

LM210 White

LM211 Biscuit

8" GRAB BARS

LM230 White

LM231 Biscuit

**LM335 Ozonator
(Sanitizing System)**

Design / Construction

LM545 A-1 Pump Location

INSTALLATION

Install this unit according to the Owner's Manual. The Owner's manual can be found at www.laurelmountainbath.com. Select "Resources" at the top of the homepage, then click on "Literature and Manuals". Scroll down the page to the Owner's Manual section then click on the "Whirlpool, Air Bath, Combo Bath" document.