



# Withams

## 60" x 32" Drop-In Acrylic Soaking Bathtub

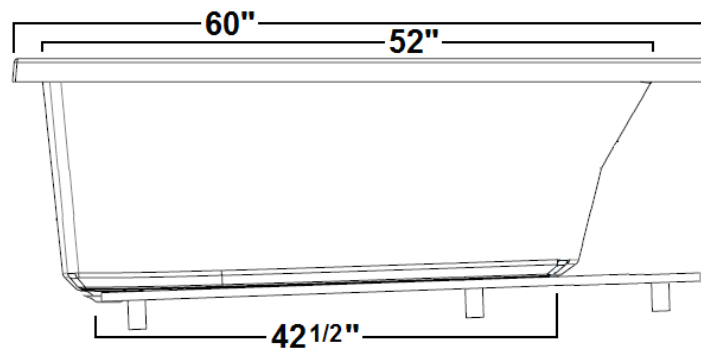
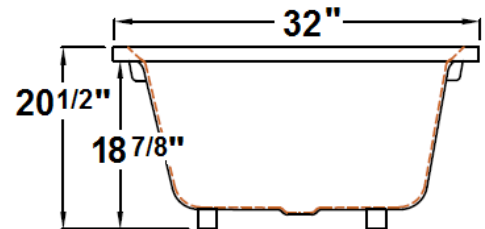
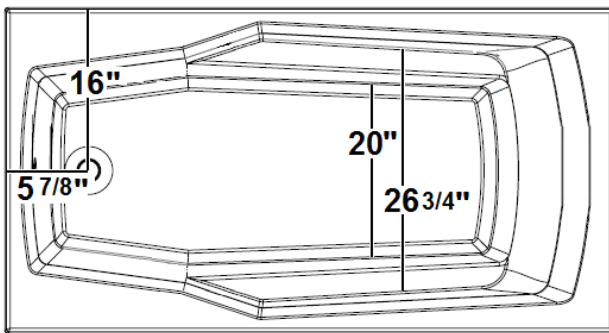
Model Number  
**6032WT064**  
Drop-In Soaker in White

### Features

- Constructed of high-gloss durable acrylic
- Pillow included
- Pre-leveled base for easy installation
- Textured floor
- Heater available – LM305
- Mood light available – LM522
- Made in the USA



**\*All dimensions are +/- 1/2" and subject to change without notice\***  
**Confirm specifications before installation**



### Technical Information

- Cut-Out Dimensions: 58" x 30"
- Weight: 103 lbs.
- Water Depth to Overflow: 12 1/8"
- Water Capacity: 50 gal.
- Sump Dimension: 42 1/2" x 20"

### Electrical Requirements.

- (Optional) LM305 Heater: 12.5 Amps
- Dedicated GFCI's required for each option

# Withams

**6032WT064**

Drop-In Soaker in White

## Acrylic Soaking Tub

This Traditional style drop in tub includes a sloped backrest, integral arm rests and removable pillow. Other standard features include a textured floor, and premium reinforcement. This tub is made in the USA and is available in white, bone, biscuit, almond, and linen.

Laurel Mountain enables you to enhance your bathing experience by offering a broad range of options to customize your bath. The options available on this bath are shown below

## AVAILABLE OPTIONS & UPGRADES

For Pricing, visit the “Help” page at [www.laurelmountainwhirlpools.com](http://www.laurelmountainwhirlpools.com). Download the Price book. For pictures and descriptions of options, go to [www.laurelmountainwhirlpools.com](http://www.laurelmountainwhirlpools.com) and click “options” tab found at the bottom of the website.

### Therapeutic

**LM305 12.5 Amp Water Heater (120V)**

**LM522 Chromatherapy**

### Accessories

#### **CABLE OPERATED DRAINS**

LM200 Chrome

LM201 Brushed Nickel

LM202 Bronze

LM210 White

LM211 Biscuit

### Design / Construction

**LM540 Tile Flange (RH)**

**LM542 Plastic Flange**

**LM555 Skirt (RH drain)**

**LM541 Tile Flange (LH)**

**LM556 Skirt (LH drain)**

## INSTALLATION

Install this unit according to the Owner's Manual. The Owner's manual can be found by visiting the “Help” page at [www.laurelmountainwhirlpools.com](http://www.laurelmountainwhirlpools.com). Select “Installation” on the right side of the page. Then click on the “Colony Owner's Manual”.