



PROFESSIONAL

ALLIA

ACRYLIC SHOWERS & TUB SHOWERS



SUPERIOR STYLE & CONSTRUCTION



MAAX[®]

Enjoy the experience

TABLE OF CONTENTS

ALLIA ACRYLIC SHOWERS & TUB SHOWERS

INSTALLS WITH EASE.....	4
OPTIONS THAT SUIT YOUR PROJECT BEST.....	6
SPA THERAPIES.....	8
ALLIA TSR / TS-6032 TUB SHOWER.....	10
ALLIA SHR / SH - 3636 SHOWER.....	14
ALLIA SHR / SH - 4834 SHOWER.....	16
ALLIA SHR / SH - 6034 SHOWER.....	18

ALLIA GENERATION +

FOR A LIFETIME OF CLEAN LIVING.....	2
GENERATION + THE MEANING OF ADAPTABILITY.....	3
RAISING THE GRAB BARS STANDARD.....	4
SEATS ABOVE THE REST.....	6
GENERATION + PACKAGES.....	7



MAAX[®]
Enjoy the experience

ALLIA IS THE PROFESSIONAL'S ALLY

A complete line of **smart, durable** 1-piece acrylic showers and tub showers for easy installation and **lifetime of clean living.**



1 STATE-OF-THE-ART DESIGN

- Modern style featuring sleek lines, asymmetrical walls and minimalist apron
- Wide and deep bathing well
- Higher roof cap provides more open feel and natural light
- Ample storage space, integrated shower seat, and stylish grab bar


2 INSTALLS WITH EASE

- Abundant plumber-friendly features **save work, time and money**
- Industry-standard sizes make for easy fits
- Multiple configurations for optimal flexibility
- Above-the Floor Rough (tub shower). No need to relocate the existing drain

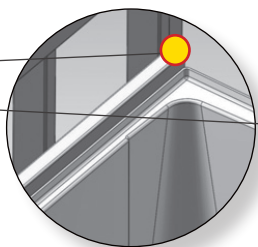
3 USER-FRIENDLY FOR ALL

- Multiple grab bar options to support and ease every move
- Fold down and removable transfer seat options for greater comfort and safety
- Textured anti-slip floors and low threshold shower bases
- Additional wall reinforcement allows for future grab bar/seat additions

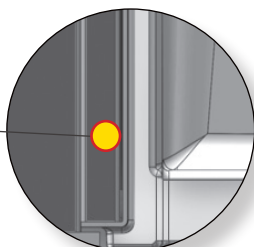
NO HASSLE INSTALLS WITH EASE



Top view



Top view



- A** Save time and money on the job site with Professional's **wood reinforced base system**, providing strength and stability.
- B** **Flat front shower thresholds** save time and materials on tile application.
- C** **Front and full-length top flanges** hug studs for fewer gaps to fill.
- D** **Square back corner flanges** makes drywall finishes simpler.
- E** **Threshold** meets walls at 90° angles for easy, flush door installation.
- F** **New & improved 90-degree angle**, front flange for perfect fit with drywall.
- G** **Above-the-Floor Rough** (tub showers only). Room underneath allows direct piping to floor drain without relocation. Perfect for concrete slab installations.
- H** **Large 3-level shelves** allow for a vast array of bath/shower products.
- I** **Unique angle inward seat** for bather's greater comfort and safety.
- J** **With or without roof cap**, the unit fits standard stud positioning for straight-on insertion into alcove openings.

CHOOSE THE OPTIONS THAT SUIT YOUR PROJECT BEST




ROOF CAPS

These self-contained units feature maximum interior height to give users more room and light. Installers benefit from a straight, easy fit into alcove openings. Available on all units.

GRAB BARS*

Grab bars come in a variety of styles and placements.

Available in 3 colors to match any bathroom decor:
White, Chrome and Brushed Nickel



Straight or
Ergonomic
Modern Style
Grab Bars



180° Pivot Grab Bar
with Fixed Sections

***Generation+** packages also available



SEATS*

Fold down or integrated seat for **showers** and a removable transfer seat for **tub showers** offer increased comfort, safety and even storage opportunities.



***Generation+** packages also available

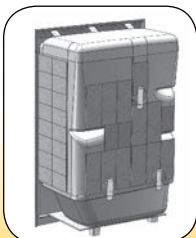
SHELF RAILS

Add storage and style with a shelf rail available in White, Chrome and Brushed Nickel



WALL REINFORCEMENT

Prepare for current or future grab bar and seat placement by adding sturdy wood backing to the unit walls.



SPA THERAPIES

Indulge in hydrotherapy to relax and revitalize the **body, mind** and **soul**.



Available on **Tub Shower Units**:

WHIRLPOOL

Adjustable pulsing jets offer the masseuse-like precision you desire.

AEROEFFECT

Streams of therapeutic air bubbles offer a gentle yet exhilarating wellness experience.

COMBINED MASSAGE

Double down on pleasure by coupling pulsating water massage with the soothing ripple of air jets.

CHROMATHERAPY

Built-in LED lights let you bathe in a mood-enhancing rainbow.



Available on **Shower Units**:

MAAX IES

(Integrated Energizing System) – Therapeutic jets target key zones from neck to calves for a reinvigorating massage.

STEAMAX (units with roof cap only)

Steam power relieves tired muscles, revitalizes skin and helps you sweat away stress for a fit feeling.



Tub Showers

1-PIECE TUB SHOWER

ALLIA TSR-6032 (Roof Cap)

60" X 32" X 88"



ALLIA TS-6032

60" X 32" X 79"



STANDARD FEATURES

- Available with or without roof cap
- Deep bathing well & inclined backrest
- Wide 3-level corner shelves
- Modern 12" color-coordinated grab bar
- 20" apron, 14" deep sump
- Right or left-hand drain
- Textured floor
- Above-the-Floor Rough (AFR)
- Apron comes with an access panel when equipped with a system

INNOVATIVE OPTIONS

25
YEAR
WARRANTY
ON ACRYLIC



CUSTOMIZE YOUR EXPERIENCE

- Factory-installed grab bars:
 - A** 18", 24", 30" straight grab bars
 - B** 32" ergonomic grab bar
 - C** Pivot grab bar
 - D** Removable transfer seat with integrated storage
 - E** Wall reinforcement for future grab bar installation
 - F** Shelf guard rails
- **Generation+** packages also available (see *Generation+* section)

MAAX[®]

SHOWER DOORS

Complete your package by choosing one of many glass shower door designs available from MAAX. Depending upon your requirements, you can select endless **styles & installation options** to fulfill your desires from the most simple to the simply luxurious. Further more, you get:

- ✔ **Worry-Free Experience**
- ✔ **Long-Lasting Elegance**
- ✔ **Extended Warranty**

To guide you through our shower door offering, visit our website at **www.maax.com**.

By choosing MAAX, you get more than a superior bath product.
You get an experience.





Showers

1-PIECE SHOWER

ALLIA SHR-3636 (Roof Cap)

36" X 36" X 88"



ALLIA SH-3636

36" X 36" X 79"



STANDARD FEATURES

- Available with or without roof cap
- Wide 3-level corner shelves
- Modern 12" color-coordinated grab bar
- Low 3 1/4" threshold base
- Center drain
- Textured floor



INNOVATIVE OPTIONS

25^{YEAR}
WARRANTY
ON ACRYLIC



CUSTOMIZE YOUR EXPERIENCE

- Factory-installed grab bars:
 - A** 18", 24" straight grab bars
 - B** Shelf guard rails
 - C** Wall reinforcement for future grab bar installation
- **Generation+** packages also available (*see Generation+ section*)

1-PIECE SHOWER

ALLIA SHR-4834 (Roof Cap) 48" X 34" X 88"



ALLIA SH-4834

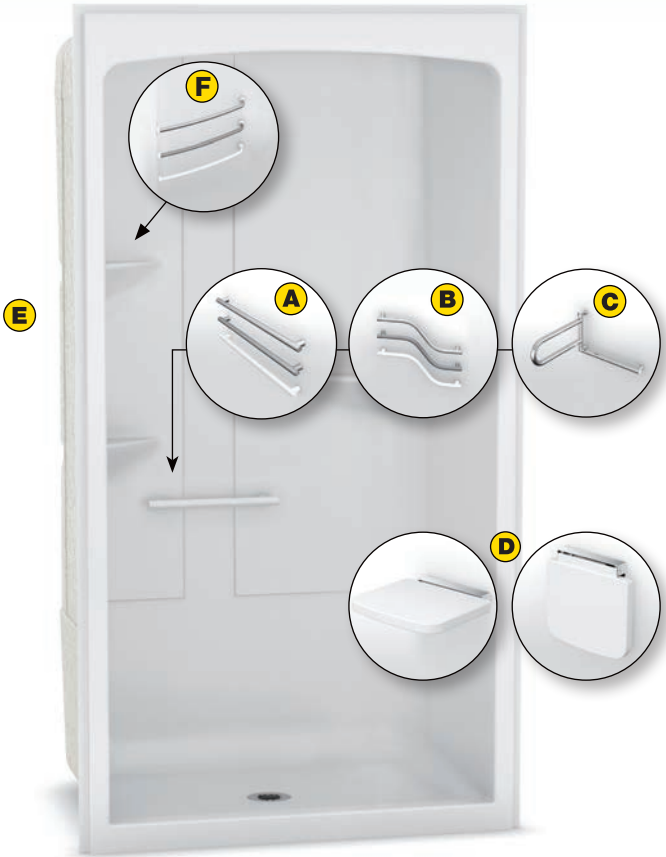
48" X 34" X 79"



STANDARD FEATURES

- Available with or without roof cap
- Wide 3-level corner shelves
- Modern 12" color-coordinated grab bar
- Low 3 ¼" threshold base
- Left or right inward angled seat (also available without seat)
- Center drain
- Textured floor

25 YEAR
WARRANTY
ON ACRYLIC



CUSTOMIZE YOUR EXPERIENCE

- Factory-installed grab bars:
 - A** 18", 24" straight grab bars
 - B** 32" ergonomic grab bar
 - C** Pivot grab bar
- D** Convenient & modern fold-down seat
- E** Wall reinforcement for future grab bar installation
- F** Shelf guard rails
- **Generation+** packages also available (see *Generation+* section)

1-PIECE SHOWER

ALLIA SHR-6034 (Roof Cap) 60" X 34" X 88"



ALLIA SH-6034

60" X 34" X 79"



STANDARD FEATURES

- Available with or without roof cap
- Wide 3-level corner shelves
- Modern 12" color-coordinated grab bar
- Low 3 1/4" threshold base
- Large integrated inward seat available in multiple configurations:
 - Right or left seat (right or left-hand drain)
 - 2 seats (center drain)
 - No seat (right, left or center drain)
- Textured floor

INNOVATIVE OPTIONS

25
YEAR
WARRANTY
ON ACRYLIC



CUSTOMIZE YOUR EXPERIENCE

- Factory-installed grab bars:
 - A** 18", 24", 30" straight grab bars
 - B** 32" ergonomic grab bar
 - C** Pivot grab bar
- D** Convenient & modern fold-down seat
- E** Wall reinforcement for future grab bar installation
- F** Shelf guard rails
- **Generation+** packages also available (see *Generation+* section)



TAILORED TO NEW FAMILY NEEDS



MAAX[®]

Enjoy the experience



FOR A LIFE TIME OF CLEAN LIVING

Whether you have a young family or are on your own, our accessible and easily adaptable **GENERATION+** models let you prepare for **tomorrow's needs** today. Each model accommodates a wide range of abilities and sensibilities with intelligently designed features that evolve with your **living situation** without sacrificing style.

GENERATION+ features balance your priority of **comfort** and **peace of mind** and allows graceful adaptation through the years, from preening parent to active adult, cradle to cane, for universal **user-friendliness** and **security**.





GENERATION + THE MEANING OF ADAPTABILITY

It starts with standards that appeal to a broad base of ages and abilities: **wide and comfortable** bathing well, **low threshold** shower bases and **textured anti-slip** floors.

Then choose the **GENERATION +** individual options or packages that suit your lifestyle:

- Grab bars in a variety of styles and finishes
- Fold-down or removable transfer seats
- Reinforced walls to support current or future grab-bar and seat placement.

RAISING THE **GRAB BARS** STANDARD


Designed by usability specialists, the ALLIA grab bars prove style doesn't need to sacrifice function.

Each style features:

- A sleek, modern look and easy-to-clean smooth surfaces
- A choice of White, Chrome or Brushed Nickel finish
- Support up to **300 pounds** of weight
- Can be factory-installed or purchased separately for future installation



STRAIGHT GRAB BARS



Horizontal bar

Installs vertically on side walls or horizontally on back wall. Available in 18", 24", and 30" lengths.



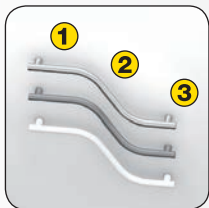
Bar with flange

Straight and ergonomic grab bars can be purchased separately for future installation. Also comes with flanges for front installation.

Grab bar ends are designed with reduced length to instinctively encourage safe center-grabbing of the bar.



ERGONOMIC GRAB BARS (Cont'd)

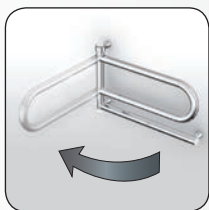


Intelligently engineered, these **three-leveled** grab bars ensure stability and support when showering, sitting and while transitioning between the two.

Available in 23" and 32" lengths.

- 1 Upper section:** Located close to the control wall, it allows easy grasp while showering.
- 2 Transition zone:** Hand slides easily and keeps you safe while changing position.
- 3 Lower section:** Armrest for increased stability while seated.

PIVOT GRAB BARS



Receive help every step in, out and in between. **Swinging 180°** and featuring several locking points along the way means you'll never be without the assistance you desire. Built-in fixed horizontal & vertical grab bars offer additional support.

SEATS ABOVE THE REST



In addition to the integrated seat available on 48" & 60" showers, the Allia Series also offers **additional seat options** with unique features. The choice is yours.

Regardless, you always benefit from these features:

- Durable, high-quality material that won't yellow or deteriorate over time
- Cleans easily, doesn't retain bacteria
- Supports up to **300 pounds** of weight

FOLD DOWN SEAT (Showers only)



Featuring the look of leather, this rugged yet comfortable 20" wide polyurethane seat neatly hangs flat against the wall until you need it. Blends cleanly, opened or closed, into the shower wall thanks to a white finish and clever fixture concealment available in White, Chrome and Brushed Nickel.



This seat allows for a safe and easy transfer while eliminating discomfort for pressure sensitive bathers.

REMOVABLE TRANSFER SEAT (Tub Shower only)




You will be pleased by the versatility of our removable transfer seat. This 27" sturdy seat features anti-slide pads that help facilitate a safe and stable transition in and out of the tub. When not needed, simply remove it.

Get more storage space, thanks to its removable storage basket made of mildew-resistant, machine washable mesh. Ideal for children's toys or bath products. Can also be used as an additional shelf.



GENERATION + PACKAGES

Customize your experience while **saving money** by **combining** grab bar or **seat option** with these exclusive packages:

 GENERATION+	18" Horizontal grab bar	24" Horizontal grab bar	30" Horizontal grab bar	24" Vertical grab bar	23" Ergonomic grab bar	32" Ergonomic grab bar	Pivot grab bar	Removable transfer seat
PACKAGE A								
ALLIA TSR / TS-6032			X	X				X
ALLIA SHR / SH-3636	X			X				
ALLIA SHR / SH-4834		X		X				
ALLIA SHR / SH-6034			X	X				
PACKAGE B								
ALLIA TSR / TS-6032				X		X		X
ALLIA SHR / SH-3636								
ALLIA SHR / SH-4834				X	X			
ALLIA SHR / SH-6034				X		X		
PACKAGE C								
ALLIA TSR / TS-6032				2X			X	X
ALLIA SHR / SH-3636								
ALLIA SHR / SH-4834				2X			X	
ALLIA SHR / SH-6034				2X			X	

MAAX®

Enjoy the experience

For any questions or comments, please contact info@maax.com

Order Processing (Western Canada)

Tel: 1-800-523-4093

Fax: 1-800-527-3368

Order Processing (Eastern Canada)

Tel: 1-888-957-7816

Fax: 1-800-201-8308

Technical Services

Tel: 1-888-957-7816

Fax: 1-800-667-9247

Technical Services (Doors and Storage Solutions)

Tel: 1-888-304-4388

Fax: 1-877-636-6250

www.maax.com

EXPERIENCE
A GREENER
MAAX®



Mixed Sources

Product group from well-managed
forests and other controlled sources
www.fsc.org Cert no. SCS-COC-00867
© 1996 Forest Stewardship Council