

# BELIEVE 6636

65 7/8" x 35 7/8" x 23 1/2" Bathtub



## OPTIONS

COLOR(S)	CONFIGURATION(S)	SIZE(S)	SYSTEM(S)
White	Center Drain	66 x 36	Activ-Air
		66 x 42	Mass-Air
		72 x 36	Mass-Air & Activ-Air
		72 x 42	Whirlpool
			Whirlpool & Activ-Air
			Whirlpool & Mass-Air
			Whirlpool & Mass-Air & Activ-Air

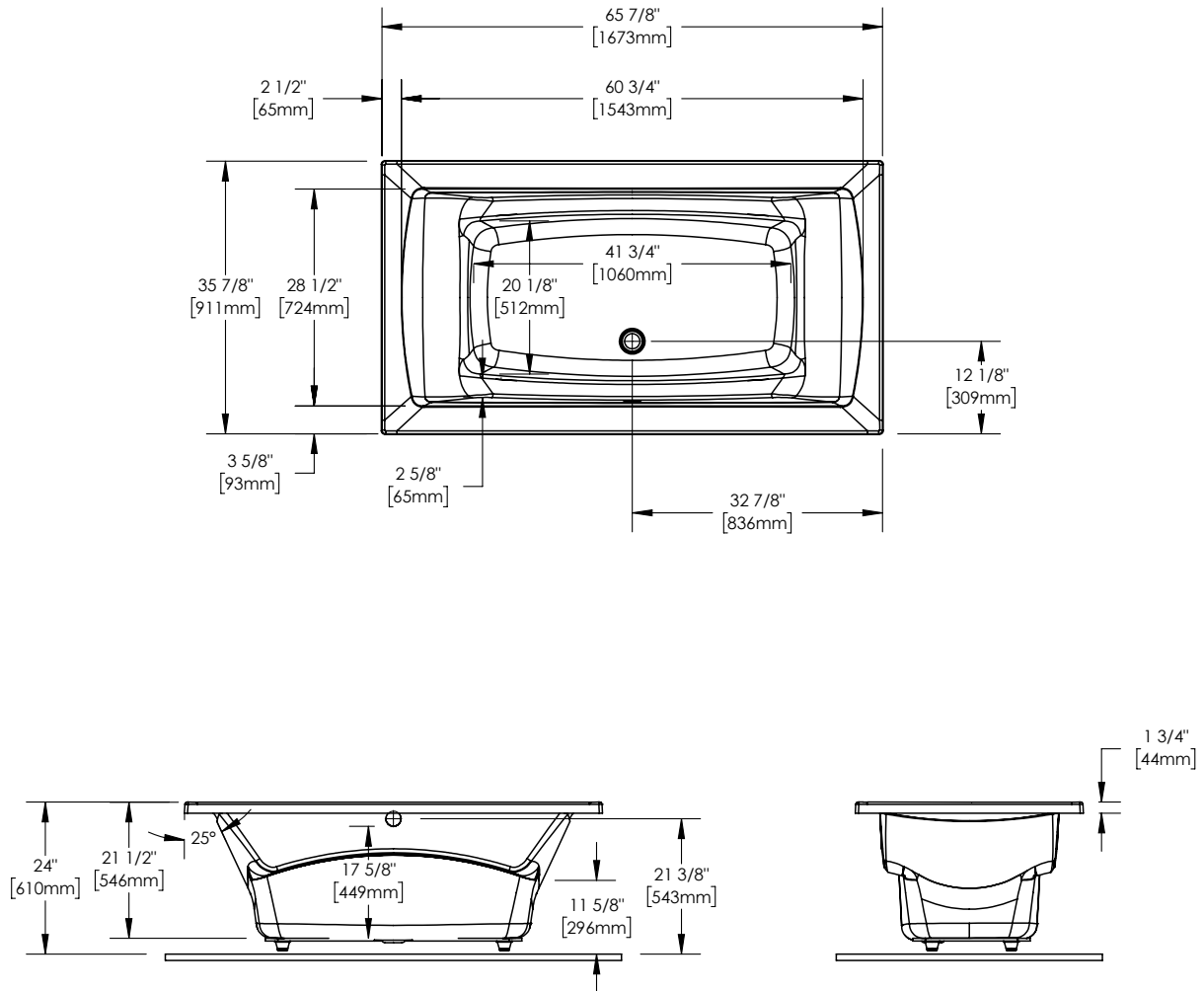
## FEATURES

- Made of thermoformed acrylic and reinforced with fiberglass
- High gloss finish is resistant to dulling, scratching and fading
- Drop-in bathtub
- Available in center drain configuration
- Comes with leveling legs for ease of installation
- Available with massage systems for outmost relaxation
- Transitional style that complements any bathroom
- Available in different size
- 10-year limited warranty provides peace of mind

## ATTRIBUTES

- Installation Type : Drop-In
- Above-the-Floor Rough : No
- Material : Acrylic
- Residential Warranty : 25
- Commercial Warranty : 1 Year



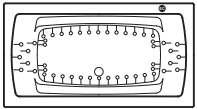
**65 7/8" x 35 7/8" x 23 1/2" Bathtub**


**Wood support design may vary.**  
**All dimensions are approximate.**  
**Structure measurements must be verified**  
**against the unit to ensure proper fit.**

### DIMENSIONS

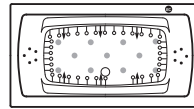
PRODUCT LENGTH	BATHING WELL LENGTH	PRODUCT WIDTH	BATHING WELL WIDTH	PRODUCT HEIGHT
65 7/8"	41 3/4"	35 7/8"	20 1/8"	23 1/2"
DEEP SUMP HEIGHT	DECK WIDTH	WEIGHT	DRAIN CLEARANCE	SHIPPING LENGTH
17 5/8"	3 11/16"	64 Lbs	2 1/4"	68"
SHIPPING WIDTH	SHIPPING HEIGHT			
37"	25"			

### SYSTEMS



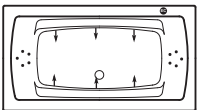
#### Activ-Air

Included: 48 micro-jets, Optima blower 750W (1 1/2 h.p.) with 300W heating element and backlit electronic control.



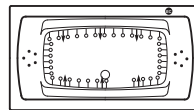
#### Activ-Air/Mass-Air/Whirlpool Combo

Included: 6 turbo jets, 10 micro-rotating back jets, 36 Activ-Air micro-jets, 11 Mass-Air injectors, 13 A pump, two Optima blowers 750W (1 1/2 h.p.) with 300W heating element, two diverter valves and backlit electronic control.



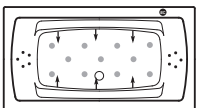
#### Whirlpool

Included: 6 turbo jets, 10 micro-rotating back jets, 13 A pump, two diverter valves and electronic control.



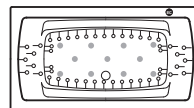
#### Activ-Air/Whirlpool Combo

Included: 6 turbo jets, 10 micro-rotating back jets, 36 Activ-Air micro-jets, 13 A pump, Optima blower 750W (1 1/2 h.p.) with 300W heating element, two diverter valves and backlit electronic control.



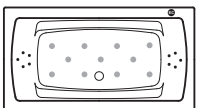
#### Mass-Air/Whirlpool Combo

Included: 6 turbo jets, 10 micro-rotating back jets, 11 Mass-Air injectors, 13 A pump, Optima blower 750W (1 1/2 h.p.) with 300W heating element, two diverter valves and backlit electronic control.



#### Mass-Air/Activ-Air Combo

Included: 48 Activ-Air micro-jets, 11 Mass-Air injectors, two Optima blowers 750W (1 1/2 h.p.) with 300W heating element and backlit electronic control.



#### Mass-Air

Included: 21 (11-10) injectors, Optima blower 750W (1 1/2 h.p.) with 300W heating element and backlit electronic control.

Project: \_\_\_\_\_

Contractor: \_\_\_\_\_

Representative: \_\_\_\_\_

Date: \_\_\_\_\_

Tel: \_\_\_\_\_

Notes: \_\_\_\_\_

---



---



---