

# REVELATION 7236 F

71 7/8" x 35 3/4" x 24 1/8" Bath



COLORS	DRAIN POSITION(S)	SIZE(S)
Biscuit	Center Drain	66 x 36
Black		72 x 36
White		
White and Biscuit		
White and Black		

## FEATURES

- Made of thermoformed acrylic and reinforced with fiberglass
- High gloss finish is resistant to dulling, scratching and fading
- Freestanding bathtub
- Available in center drain configuration
- Comes with leveling legs for ease of installation
- Available with massage systems for outmost relaxation
- Transitional style that complements any bathroom
- Integrated armrests and 2 headrests for a relaxing bathing experience
- 10-year limited warranty provides peace of mind

## ATTRIBUTES

- Installation Type : Freestanding
- Above-the-Floor Rough : No
- Material : Acrylic
- Residential Warranty : 10
- Commercial Warranty : 10

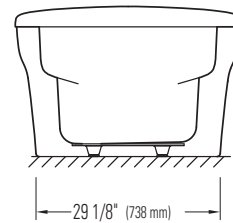
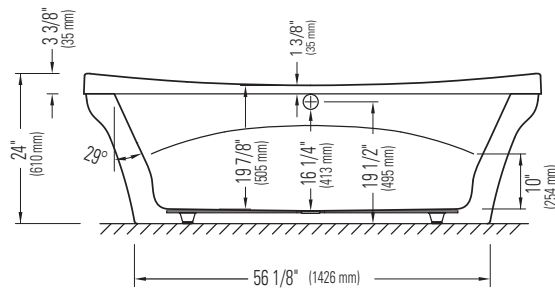
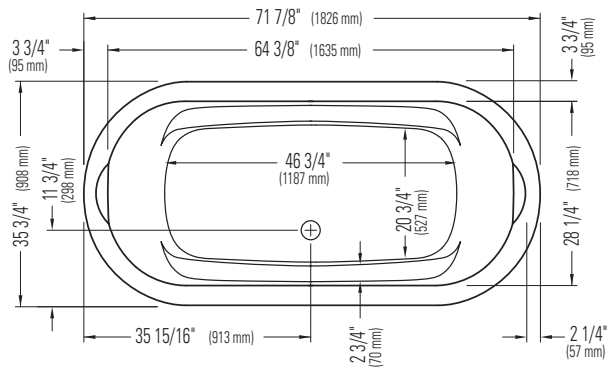




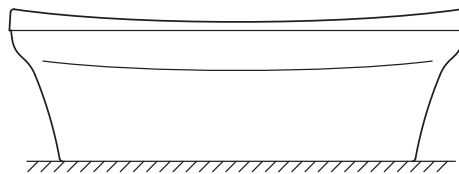
Produits Neptune

## REVÉLATION 3672F

Bathtub



Vue de droite



\*All dimensions are approximate and subject to change without notice.  
Please refer to the installation guide before beginning the installation



# TECHNICAL SPECIFICATIONS

71 7/8" x 35 3/4" x 24 1/8" Bath

## DIMENSIONS

<b>PRODUCT LENGTH</b>	<b>BATHING WELL LENGTH</b>	<b>PRODUCT WIDTH</b>	<b>BATHING WELL WIDTH</b>	<b>PRODUCT HEIGHT</b>
71 7/8"	46 3/4"	35 3/4"	20 3/4"	24 1/8"
<b>DEEP SUMP HEIGHT</b>	<b>DECK WIDTH</b>	<b>WEIGHT</b>	<b>DRAIN CLEARANCE</b>	<b>SHIPPING LENGTH</b>
16 1/4"	3 3/4"	77 Lbs	2 1/8"	74"
<b>SHIPPING WIDTH</b>	<b>SHIPPING HEIGHT</b>			
36 1/2"	24 1/2"			

Project: \_\_\_\_\_

Contractor: \_\_\_\_\_

Representative: \_\_\_\_\_

Date: \_\_\_\_\_

Tel: \_\_\_\_\_

Notes: \_\_\_\_\_

\_\_\_\_\_

\_\_\_\_\_