

BELIEVE 6636

65 7/8" x 35 7/8" x 23 1/2" Bathtub



OPTIONS

COLOR(S)	CONFIGURATION(S)	SIZE(S)	SYSTEM(S)
White	Center Drain	66 x 36	Activ-Air
		66 x 42	Mass-Air
		72 x 36	Mass-Air & Activ-Air
		72 x 42	Soaker - no system
			Whirlpool
			Whirlpool & Activ-Air
			Whirlpool & Mass-Air
			Whirlpool & Mass-Air & Activ-Air

FEATURES

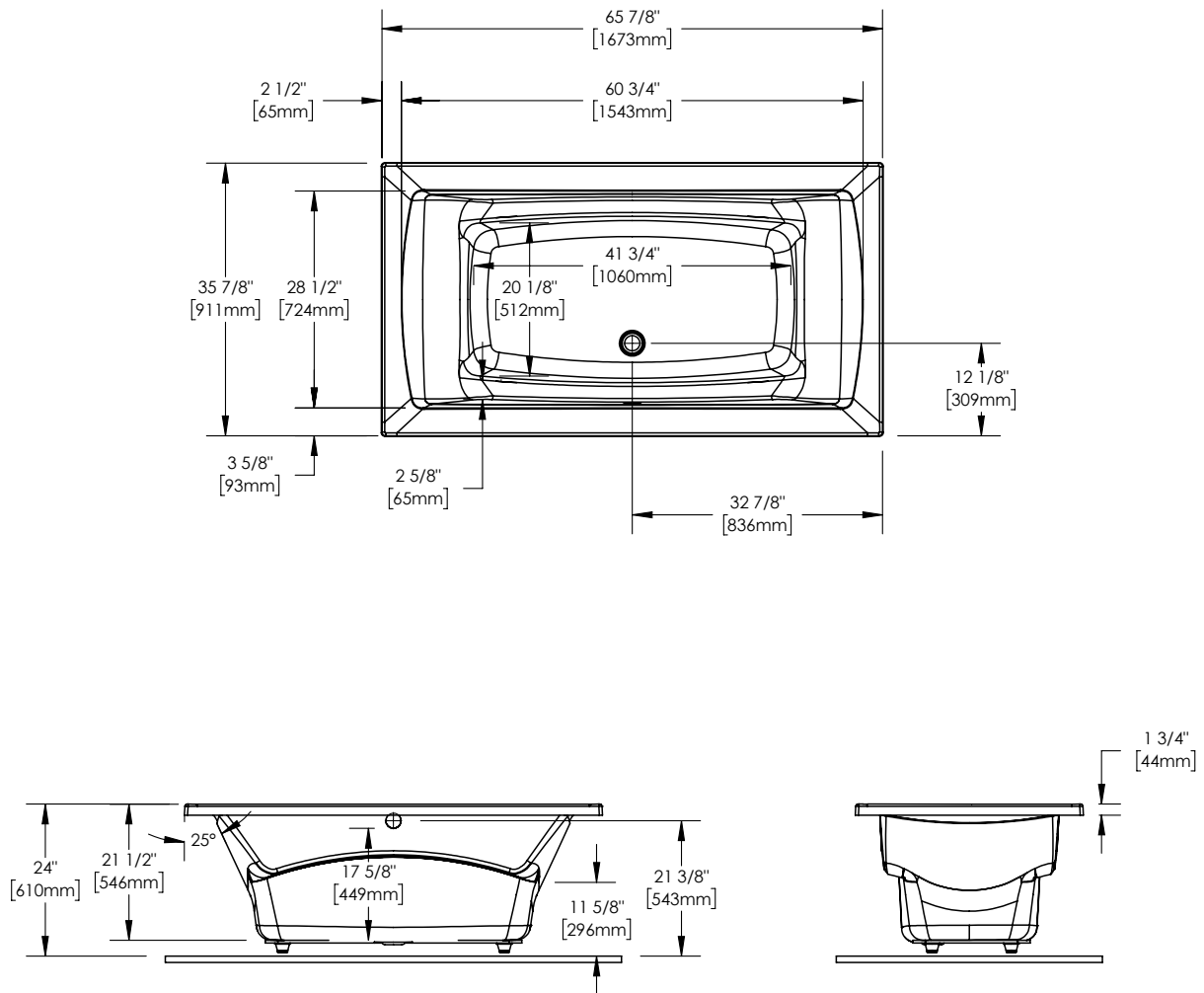
- Made of thermoformed acrylic and reinforced with fiberglass
- High gloss finish is resistant to dulling, scratching and fading
- Drop-in bathtub
- Available in center drain configuration
- Comes with leveling legs for ease of installation
- Available with massage systems for outmost relaxation
- Transitional style that complements any bathroom
- Available in different size
- 10-year limited warranty provides peace of mind

ATTRIBUTES

- Installation Type : Drop-In
- Above-the-Floor Rough : No
- Material : Acrylic
- Residential Warranty : 25
- Commercial Warranty : 1 Year



65 7/8" x 35 7/8" x 23 1/2" Bathtub

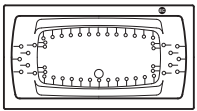


Wood support design may vary.
All dimensions are approximate.
Structure measurements must be verified
against the unit to ensure proper fit.

DIMENSIONS

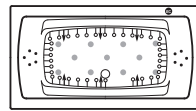
PRODUCT LENGTH	BATHING WELL LENGTH	PRODUCT WIDTH	BATHING WELL WIDTH	PRODUCT HEIGHT
65 7/8"	41 3/4"	35 7/8"	20 1/8"	23 1/2"
DEEP SUMP HEIGHT	DECK WIDTH	WEIGHT	DRAIN CLEARANCE	SHIPPING LENGTH
17 5/8"	3 11/16"	64 Lbs	2 1/4"	68"
SHIPPING WIDTH	SHIPPING HEIGHT			
37"	25"			

SYSTEMS



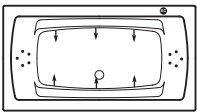
Activ-Air

Included: 48 micro-jets, Optima blower 750W (1 ½ h.p.) with 300W heating element and backlit electronic control.



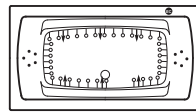
Activ-Air/Mass-Air/Whirlpool Combo

Included: 6 turbo jets, 10 micro-rotating back jets, 36 Activ-Air micro-jets, 11 Mass-Air injectors, 13 A pump, two Optima blowers 750W (1 ½ h.p.) with 300W heating element, two diverter valves and backlit electronic control.



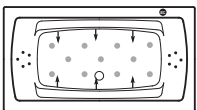
Whirlpool

Included: 6 turbo jets, 10 micro-rotating back jets, 13 A pump, two diverter valves and electronic control.



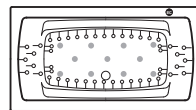
Activ-Air/Whirlpool Combo

Included: 6 turbo jets, 10 micro-rotating back jets, 36 Activ-Air micro-jets, 13 A pump, Optima blower 750W (1 ½ h.p.) with 300W heating element, two diverter valves and backlit electronic control.



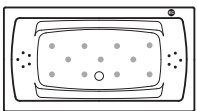
Mass-Air/Whirlpool Combo

Included: 6 turbo jets, 10 micro-rotating back jets, 11 Mass-Air injectors, 13 A pump, Optima blower 750W (1 ½ h.p.) with 300W heating element, two diverter valves and backlit electronic control.



Mass-Air/Activ-Air Combo

Included: 48 Activ-Air micro-jets, 11 Mass-Air injectors, two Optima blowers 750W (1 ½ h.p.) with 300W heating element and backlit electronic control.



Mass-Air

Included: 21 (11-10) injectors, Optima blower 750W (1 ½ h.p.) with 300W heating element and backlit electronic control.

Project: _____

Contractor: _____

Representative: _____

Date: _____

Tel: _____

Notes: _____
