

# DELIGHT 6032

60" x 32" x 21" Bathtub



## OPTIONS

COLOR(S)	CONFIGURATION(S)	SIZE(S)	SYSTEM(S)
White	End Drain	60 x 32	Activ-Air Mass-Air Mass-Air & Activ-Air Soaker - no system Whirlpool Whirlpool & Activ-Air Whirlpool & Mass-Air Whirlpool & Mass-Air & Activ-Air

## FEATURES

- Made of thermoformed acrylic and reinforced with fiberglass
- High gloss finish is resistant to dulling, scratching and fading
- Drop-in installation
- Available in end drain configuration
- Comes with leveling legs for ease of installation
- Available with massage systems for outmost relaxation
- Traditional style that complements any bathroom
- Integrated armrests for a relaxing bathing experience
- 10-year limited warranty provides peace of mind

## ATTRIBUTES

- Installation Type : Drop-In
- Above-the-Floor Rough : No
- Material : Acrylic
- Residential Warranty : 25
- Commercial Warranty : 1 Year

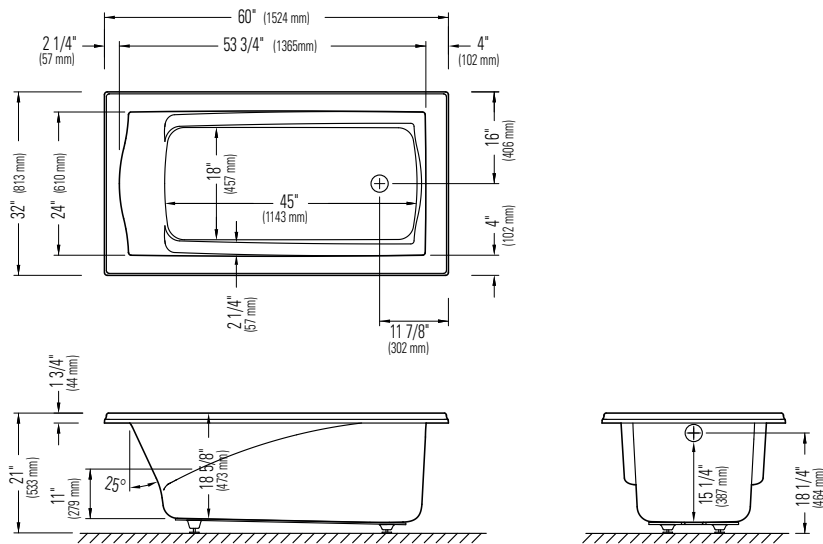



**Produits Neptune**

## DELIGHT 3260

DROP-IN

Bathtub



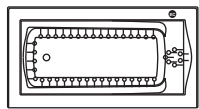
\*A bathtub fitted with back jets can cause the pump to protrude by approximately 3" from the overall dimension.

\*\*All dimensions are approximate and subject to change without notice.  
Please refer to the installation guide before beginning the installation

### DIMENSIONS

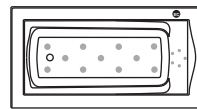
PRODUCT LENGTH	BATHING WELL LENGTH	PRODUCT WIDTH	BATHING WELL WIDTH	PRODUCT HEIGHT
60"	45"	32"	18"	21"
DEEP SUMP HEIGHT	DECK WIDTH	WEIGHT	DRAIN SIZE	DRAIN CLEARANCE
15 1/4"	4"	56 Lbs	2"	2 3/8"
SHIPPING LENGTH	SHIPPING WIDTH	SHIPPING HEIGHT		
63"	33 1/4"	23"		

### SYSTEMS



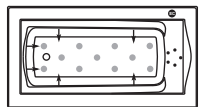
#### Active-Air

Included: 43 micro-jets, Optima blower 750W (1 ½ h.p.) with 300W heating element and backlit electronic control.



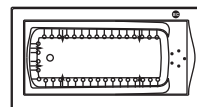
#### Mass-Air

Included: 16 (11-5) injectors, Optima blower 750W (1 ½ h.p.) with 300W heating element and backlit electronic control.



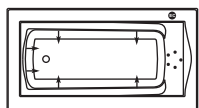
#### Mass-Air/Whirlpool Combo

Included: 6 turbo jets, 5 micro-rotating back jets, 11 Mass-Air injectors, 13 A pump, Optima blower 750W (1 ½ h.p.) with 300W heating element, diverter valve and backlit electronic control.



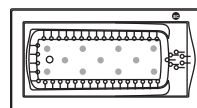
#### Active-Air/Whirlpool Combo

Included: 6 turbo jets, 5 micro-rotating back jets, 36 Active-Air micro-jets, 13 A pump, Optima blower 750W (1 ½ h.p.) with 300W heating element, diverter valve and backlit electronic control.



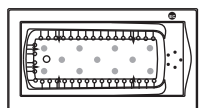
#### Whirlpool

Included: 6 turbo jets, 5 micro-rotating back jets, 13 A pump, diverter valve and electronic control.



#### Mass-Air/Active-Air Combo

Included: 43 Active-Air micro-jets, 11 Mass-Air injectors, two Optima blowers 750W (1 ½ h.p.) with 300W heating element and backlit electronic control.



#### Active-Air/Mass-Air/Whirlpool Combo

Included: 6 turbo jets, 5 micro-rotating back jets, 36 Active-Air micro-jets, 11 Mass-Air injectors, 13 A pump, two Optima blowers 750W (1 ½ h.p.) with 300W heating element, diverter valve and backlit electronic control.

Project: \_\_\_\_\_

Contractor: \_\_\_\_\_

Representative: \_\_\_\_\_

Date: \_\_\_\_\_

Tel: \_\_\_\_\_

Notes: \_\_\_\_\_

---



---



---