

# JADE 7238

71 7/8" x 38" x 21 3/4" Bathtub



## OPTIONS

COLOR(S)	CONFIGURATION(S)	SIZE(S)	SYSTEM(S)
White	Center Drain	72 x 38	Activ-Air
		72 x 42	Mass-Air
		72 x 48	Mass-Air & Activ-Air
			Soaker - no system
			Whirlpool
			Whirlpool & Activ-Air
			Whirlpool & Mass-Air
			Whirlpool & Mass-Air & Activ-Air

## FEATURES

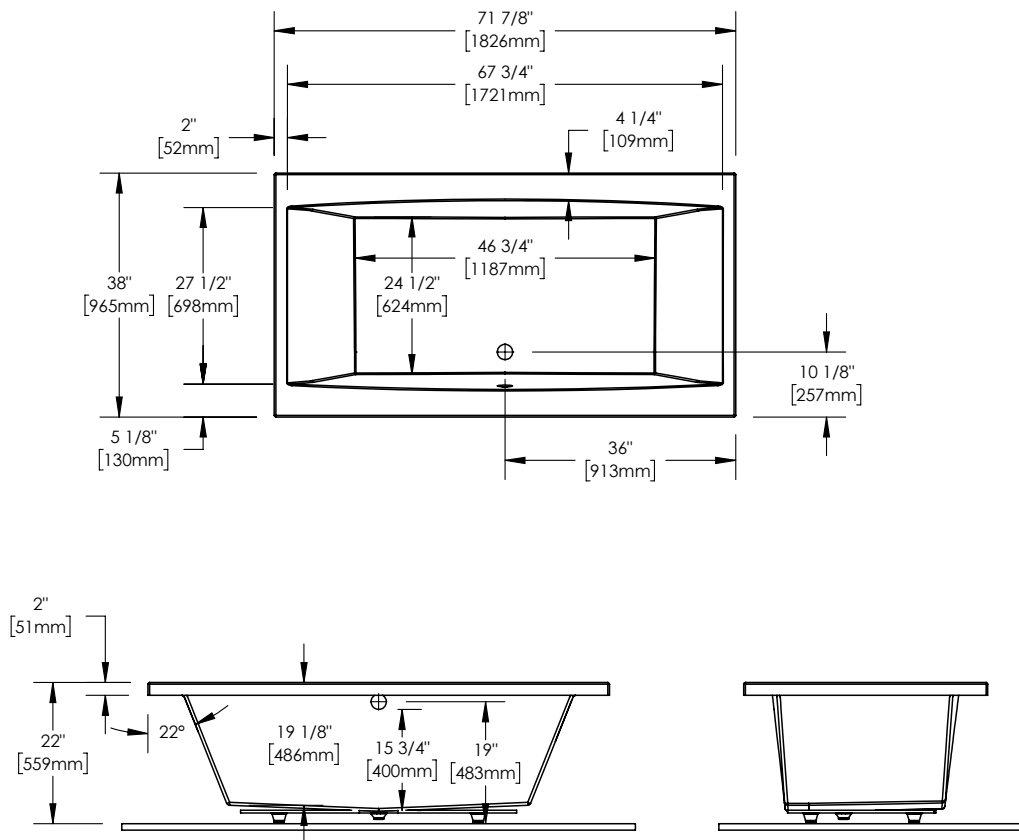
- Made of thermoformed acrylic and reinforced with fiberglass
- High gloss finish is resistant to dulling, scratching and fading
- Drop-in installation
- Available in center drain configuration
- Comes with leveling legs for ease of installation
- Available with massage systems for outmost relaxation
- Contemporary style that complements any bathroom
- Optimized backrest for maximum comfort
- 10-year limited warranty provides peace of mind

## ATTRIBUTES

- Installation Type : Drop-In
- Above-the-Floor Rough : No
- Material : Acrylic
- Residential Warranty : 25
- Commercial Warranty : 1 Year



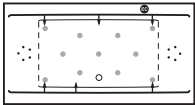
71 7/8" x 38" x 21 3/4" Bathtub



**Wood support design may vary.**  
**All dimensions are approximate.**  
**Structure measurements must be verified**  
**against the unit to ensure proper fit.**

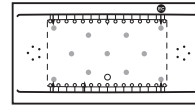
### DIMENSIONS

PRODUCT LENGTH	BATHING WELL LENGTH	PRODUCT WIDTH	BATHING WELL WIDTH	PRODUCT HEIGHT
71 7/8"	46 3/4"	38"	24 1/2"	21 3/4"
DEEP SUMP HEIGHT	DECK WIDTH	WEIGHT	DRAIN CLEARANCE	SHIPPING LENGTH
15 5/8"	4 1/4"	79 Lbs	2 5/8"	74"
SHIPPING WIDTH	SHIPPING HEIGHT			
42"	24 1/2"			



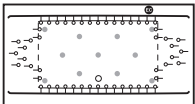
#### Mass-Air/Whirlpool Combo

Included: 6 square turbo jets, 10 square micro-rotating back jets, 11 Mass-Air injectors, 13 A pump, Optima blower 750W (1 1/2h.p.) with 300W heating element, two diverter valves and backlit electronic control.



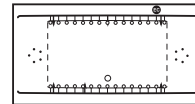
#### Activ-Air/Mass-Air/Whirlpool Combo

Included: 6 square turbo jets, 10 square micro-rotating back jets, 36 Activ-Air micro-jets, 11 Mass-Air injectors, 13 A pump, two 1 1/2 h.p. Optima blowers 750W (1 1/2h.p.) with 300W heating element, two diverter valves and backlit electronic control.



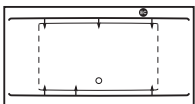
#### Mass-Air/Activ-Air Combo

Included: 52 Activ-Air micro-jets, 11 Mass-Air injectors, two Optima blowers 750W (1 1/2h.p.) with 300W heating element and backlit electronic control.



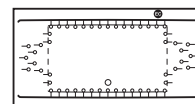
#### Activ-Air/Whirlpool Combo

Included: 6 square turbo jets, 10 square micro-rotating back jets, 36 Activ-Air micro-jets, 13 A pump, Optima blower 750W (1 1/2h.p.) with 300W heating element, two diverter valves and backlit electronic control.



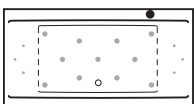
#### Whirlpool

Included: 6 square turbo jets, 10 square micro-rotating back jets, 13 A pump, two diverter valves and electronic control.



#### Activ-Air

Included: 52 micro-jets, Optima blower 750W (1 1/2h.p.) with 300W heating element and backlit electronic control.



#### Mass-Air

Included: 17 (11-6) injectors, Optima blower 750W (1 1/2h.p.) with 300W heating element and backlit electronic control.

Project:

Contractor:

Representative:

Date:

Tel:

Notes: