

# SAPHYR 7238

71 7/8" x 38" x 22 3/8" Bathtub



## OPTIONS

| COLOR(S) | CONFIGURATION(S) | SIZE(S) | SYSTEM(S)   |
|----------|------------------|---------|---|
| White    | Center Drain     | 72 x 38 | Activ-Air<br>Mass-Air<br>Mass-Air & Activ-Air<br>Soaker - no system<br>Whirlpool<br>Whirlpool & Activ-Air<br>Whirlpool & Mass-Air<br>Whirlpool & Mass-Air & Activ-Air |

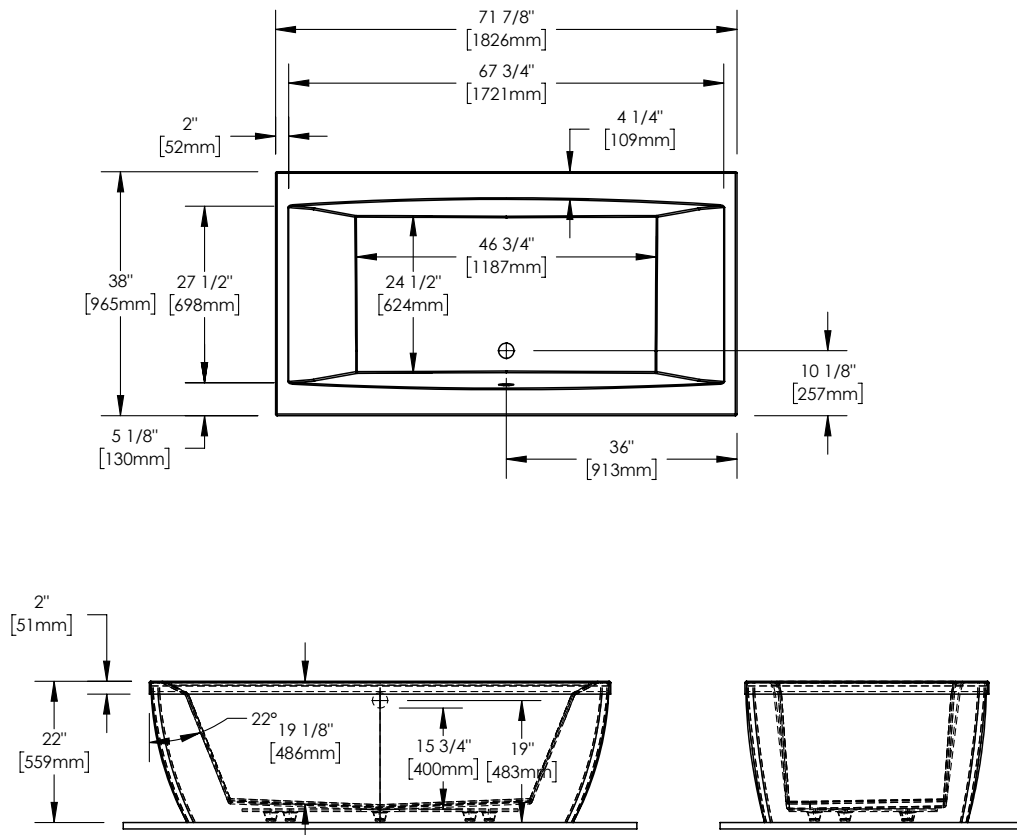
## FEATURES

- Made of thermoformed acrylic and reinforced with fiberglass
- Classic rectangular look
- High gloss finish is resistant to dulling, scratching and fading
- Freestanding bathtub
- Available in center drain configuration
- Comes with leveling legs for ease of installation
- Available with massage systems for outmost relaxation
- Contemporary style that complements any bathroom
- 10-year limited warranty provides peace of mind

## ATTRIBUTES

- Installation Type : Freestanding
- Above-the-Floor Rough : No
- Material : Acrylic
- Residential Warranty : 25
- Commercial Warranty : 1 Year



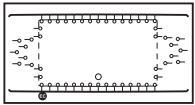
**71 7/8" x 38" x 22 3/8" Bathtub**


**Wood support design may vary.  
All dimensions are approximate.  
Structure measurements must be verified  
against the unit to ensure proper fit.**

### DIMENSIONS

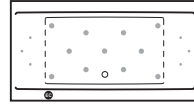
| PRODUCT LENGTH   | BATHING WELL LENGTH | PRODUCT WIDTH | BATHING WELL WIDTH | PRODUCT HEIGHT  |
|------------------|---------------------|---------------|--------------------|-----------------|
| 71 7/8"          | 46 3/4"             | 38"           | 24 1/2"            | 22 3/8"         |
| DEEP SUMP HEIGHT | DECK WIDTH          | WEIGHT        | DRAIN CLEARANCE    | SHIPPING LENGTH |
| 15 5/8"          | 5 1/8"              | 126 Lbs       | 3 1/4"             | 74"             |
| SHIPPING WIDTH   | SHIPPING HEIGHT     |               |                    |                 |
| 42"              | 24 1/2"             |               |                    |                 |

### SYSTEMS



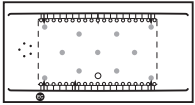
#### Activ-Air

Included: 52 micro-jets, Optima blower 750W (1 1/2h.p.) with 300W heating element and backlit electronic control.



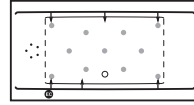
#### Mass-Air

Included: 17 (11-6) injectors, Optima blower 750W (1 1/2h.p.) with 300W heating element and backlit electronic control.



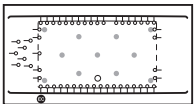
#### Activ-Air/Mass-Air/Whirlpool Combo

Included: 6 square turbo jets, 5 micro-rotating back jets, 36 Activ-Air micro-jets, 11 Mass-Air injectors, 13 A pump, two Optima blowers 750W (1 1/2h.p.) with 300W heating element, diverter valve and backlit electronic control.



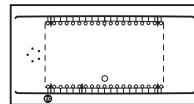
#### Mass-Air/Whirlpool Combo

Included: 6 square turbo jets, 5 micro-rotating back jets, 11 Mass-Air injectors, 13 A pump, Optima blower 750W (1 1/2h.p.) with 300W heating element, diverter valve and backlit electronic control.



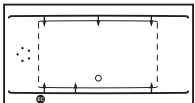
#### Mass-Air/Activ-Air Combo

Included: 52 Activ-Air micro-jets, 11 Mass-Air injectors, two Optima blowers 750W (1 1/2h.p.) with 300W heating element and backlit electronic control.



#### Activ-Air/Whirlpool Combo

Included: 6 square turbo jets, 5 micro-rotating back jets, 36 chrome Activ-Air micro-jets, 13 A pump, Optima blower 750W (1 1/2h.p.) with 300W heating element, diverter valve and backlit electronic control.



#### Whirlpool

Included: 6 square turbo jets, 5 micro-rotating back jets, 13 A pump, diverter valve and electronic control.

Project:

Contractor:

Representative:

Date:

Tel:

Notes: