

ZEN 6634

65 3/4" x 34" x 22" Bathtub



OPTIONS

COLOR(S)	CONFIGURATION(S)	SIZE(S)	SYSTEM(S)
White	Center Drain	60 x 30	Activ-Air
		60 x 32	Mass-Air
	End Drain	66 x 32	Mass-Air & Activ-Air
		66 x 34	Soaker - no system
		66 x 36	Whirlpool
		72 x 32	Whirlpool & Activ-Air
		72 x 36	Whirlpool & Mass-Air
		72 x 42	Whirlpool & Mass-Air & Activ-Air



FEATURES

- High gloss finish is resistant to dulling, scratching and fading
- Standard round drain
- Thermoformed acrylic reinforced with fiber glass for a durable bathtub
- Drop-In installation
- Water capacity of 94 US gallons
- 10-year limited warranty provides peace of mind
- End drain configuration
- Comes with leveling legs for ease of installation
- Available with massage systems for outmost relaxation

ATTRIBUTES

- Installation Type : Drop-In
- Above-the-Floor Rough : No
- Material : Acrylic
- Residential Warranty : 25
- Commercial Warranty : 1 Year

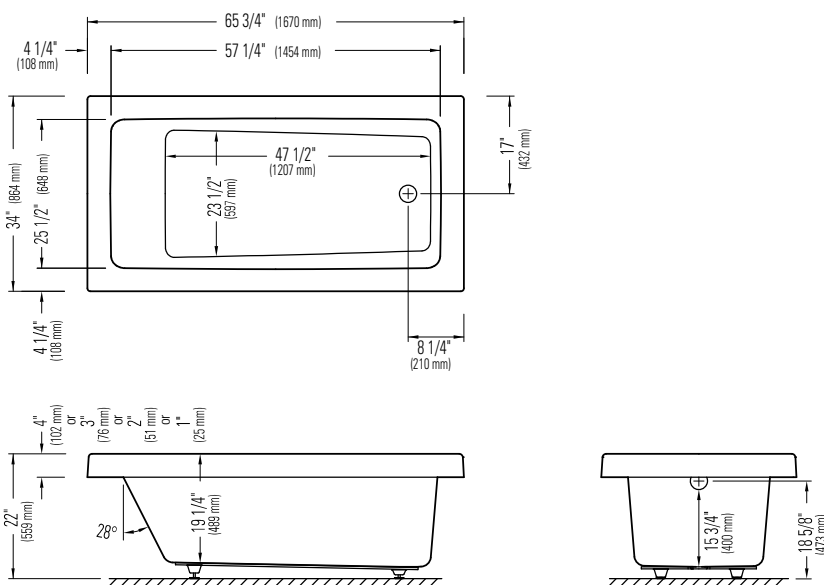



Produits Neptune
ZEN 3466

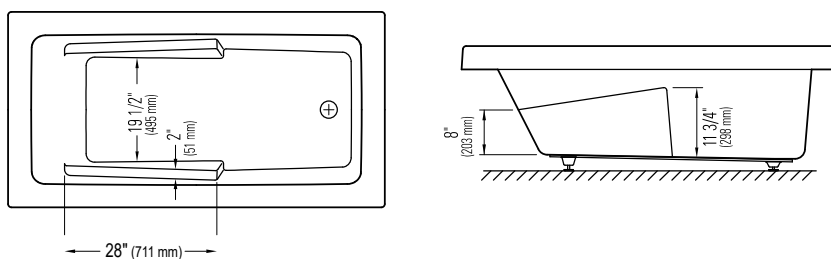
WITH OR WITHOUT ARMRESTS

Bathtub

Without armrests



With armrests



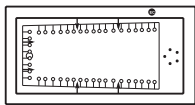
*A bathtub fitted with back jets can cause the pump to protrude by approximately 3" from the overall dimension.

**All dimensions are approximate and subject to change without notice.
Please refer to the installation guide before beginning the installation

DIMENSIONS

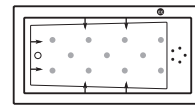
PRODUCT LENGTH	BATHING WELL LENGTH	PRODUCT WIDTH	BATHING WELL WIDTH	PRODUCT HEIGHT
65 3/4"	47 1/2"	34"	23 1/2"	22"
DEEP SUMP HEIGHT	DECK WIDTH	WEIGHT	SHIPPING LENGTH	SHIPPING WIDTH
15 3/4"	4 1/4"	66 Lbs	67"	37"
SHIPPING HEIGHT				
24"				

SYSTEMS



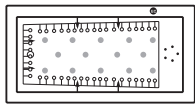
Active-Air/Whirlpool Combo

Included: 6 square turbo jets, 5 square micro-rotating back jets, 42 Active-Air micro-jets, 13 A pump, Optima blower 750W (1 1/2h.p.) with 300W heating element, diverter valve and backlit electronic control.



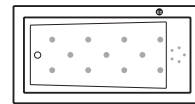
Mass-Air/Whirlpool Combo

Included: 6 square turbo jets, 5 square micro-rotating back jets, 11 Mass-Air injectors, 13 A pump, Optima blower 750W (1 1/2h.p.) with 300W heating element, diverter valve and backlit electronic control.



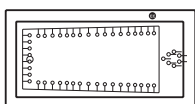
Active-Air/Mass-Air/Whirlpool Combo

Included: 6 square turbo jets, 5 square micro-rotating back jets, 42 Active-Air micro jets, 11 Mass-Air injectors, 13 A pump, two Optima blowers 750W (1 1/2h.p.) with 300W heating element, diverter valve and backlit electronic control.



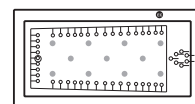
Mass-Air

Included: 16 (11-5) injectors, Optima blower 750W (1 1/2h.p.) with 300W heating element and backlit electronic control.



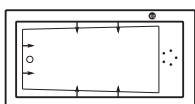
Active-Air

Included: 48 micro-jets, Optima blower 750W (1 1/2h.p.) with 300W heating element and backlit electronic control.



Mass-Air/Active-Air Combo

Included: 48 Active-Air micro-jets, 11 Mass-Air injectors, two Optima blowers 750W (1 1/2h.p.) with 300W heating element and backlit electronic control.



Whirlpool

Included: 6 square turbo jets, 5 square micro-rotating jets, 13 A pump, diverter valve and electronic control.

Project:

Contractor:

Representative:

Date:

Tel:

Notes: