

ZEN 7242

71 3/4" x 41 7/8" x 22" Bathtub



OPTIONS

COLOR(S)	CONFIGURATION(S)	SIZE(S)	SYSTEM(S)
White	Center Drain	60 x 30	Activ-Air
		60 x 32	Mass-Air
	End Drain	66 x 32	Mass-Air & Activ-Air
		66 x 34	Soaker - no system
		66 x 36	Whirlpool
		72 x 32	Whirlpool & Activ-Air
		72 x 36	Whirlpool & Mass-Air
		72 x 42	Whirlpool & Mass-Air & Activ-Air

FEATURES


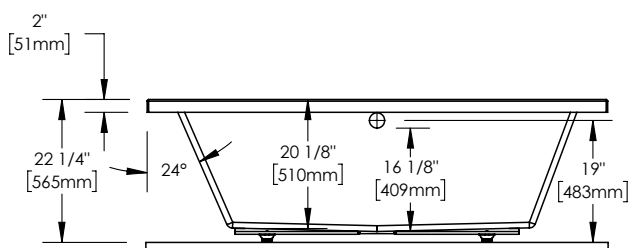
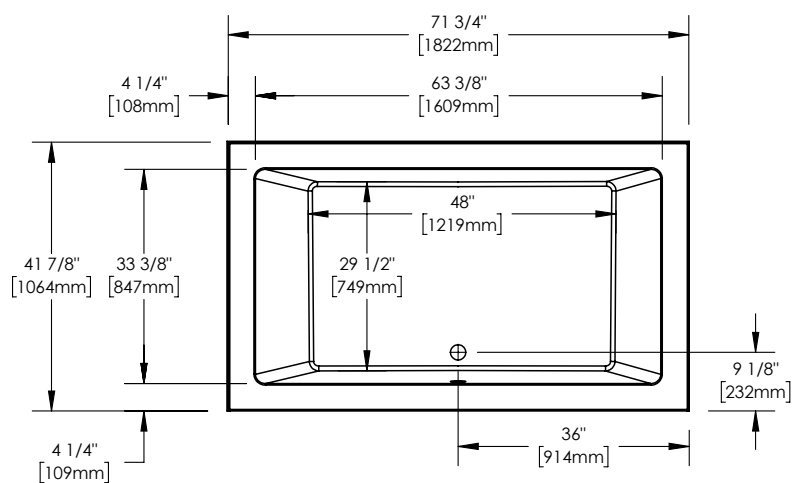
- High gloss finish is resistant to dulling, scratching and fading
- Standard round drain
- Thermoformed acrylic reinforced with fiber glass for a durable bathtub
- Drop-In installation
- Water capacity of 126 US gallons
- 10-year limited warranty provides peace of mind
- Available in center drain configuration
- Comes with leveling legs for ease of installation
- Available with massage systems for outmost relaxation

ATTRIBUTES

- Installation Type : Drop-In
- Above-the-Floor Rough : No
- Material : Acrylic
- Residential Warranty : 25
- Commercial Warranty : 1 Year



71 3/4" x 41 7/8" x 22" Bathtub

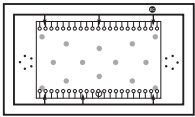


Wood support design may vary.
All dimensions are approximate.
Structure measurements must be verified
against the unit to ensure proper fit.

DIMENSIONS

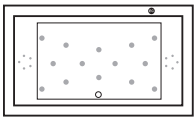
PRODUCT LENGTH	BATHING WELL LENGTH	PRODUCT WIDTH	BATHING WELL WIDTH	PRODUCT HEIGHT
71 3/4"	48"	41 7/8"	29 1/2"	22"
DEEP SUMP HEIGHT	DECK WIDTH	WEIGHT	SHIPPING LENGTH	SHIPPING WIDTH
16 1/8"	4 1/4"	86 Lbs	72"	42"
SHIPPING HEIGHT				
24"				

SYSTEMS



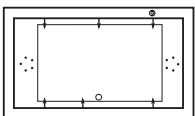
Active-Air/Mass-Air/Whirlpool Combo

Included: 6 square turbo jets, 10 square micro-rotating back jets, 36 Active-Air micro-jets, 14 Mass-Air injectors, 13 A pump, two Optima blowers 750W (1 1/2h.p.) with 300W heating element, two diverter valves and backlit electronic control.



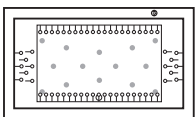
Mass-Air

Included: 24 (14-10) injectors, Optima blower 750W (1 1/2h.p.) with 300W heating element and backlit electronic control.



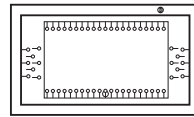
Whirlpool

Included: 6 square turbo jets, 10 square micro-rotating back jets, 13 A pump, two diverter valves and electronic control.



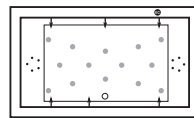
Mass-Air/Active-Air Combo

Included: 52 Active-Air micro-jets, 14 Mass-Air injectors, two Optima blowers 750W (1 1/2h.p.) with 300W heating element and backlit electronic control.



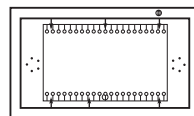
Active-Air

Included: 52 micro-jets, Optima blower 750W (1 1/2h.p.) with 300W heating element and backlit electronic control.



Mass-Air/Whirlpool Combo

Included: 6 square turbo jets, 10 square micro-rotating back jets, 14 Mass-Air injectors, 13 A pump, Optima blower 750W (1 1/2h.p.) with 300W heating element, two diverter valves and backlit electronic control.



Active-Air/Whirlpool Combo

Included: 6 square turbo jets, 10 square micro-rotating back jets, 36 Active-Air micro-jets, 13 A pumps, Optima blower 750W (1 1/2h.p.) with 300W heating element, two diverter valves and backlit electronic control.

Project:

Contractor:

Representative:

Date:

Tel:

Notes: