



Produits Neptune




Viva Wall Covering

Key Features:

- Perfect solution for both in and outside the bathroom, with a tile dimension of 15.75 in. by 31.5 in., and a 4 mm thickness
- Light compact solution with 5 tiles per box, to easily fit in your car
- A non adhesive wall covering that can be repositioned and wiggled in place
- Can use a utility knife or circular saw to customize and cut to any size
- Tongue & groove interlocking system allows the tiles to remain in place
- Resistant to water, fire, and scratches
- Choose from the 4 realistic tile patterns



Easy-to-install | Compact | Stylish



Viva

Wall Covering

Pattern		Color	Model #
	Smooth Marble	Glacier	220284-118-295-000
	Smooth Marble	Dark Grey	220284-118-296-000
	Smooth Marble	Light Grey	220284-118-297-000
	Concrete	Grey	220284-119-298-000

Optional Edge Trim For A Clean Finish


Pattern		Color	Model #
	Smooth Marble	Glacier	220285-118-295-000
	Smooth Marble	Dark Grey	220285-118-296-000
	Smooth Marble	Light Grey	220285-118-297-000
	Concrete	Grey	220285-119-298-000




Viva

Wall Covering

Dimensions



Multilayer Construction




Compact & Light Box



Install in different layouts

Vertical



Horizontal



Quick Tip!

1. Measure and calculate the ft² of the wall surface you want to cover
2. Calculate the number of boxes

$$\frac{\text{Your total ft}^2}{17.2 \text{ ft}^2 \text{ (content per box)}} = \# \text{ boxes needed}$$
3. Prepare your installation!

Type of shower	Dimensions (in.)	Approximate ft ²	Number of boxes
Corner	36L x 36W x 94H	47	2-3
Alcove	48L x 32W x 94H	73	4-5
	60L x 32W x 94H	81	5-6

The measurements are an approximation and we recommend validating with your calculations