



Granite Sinks from Swan



Inspired by Nature, Made for You

From the sweeping majesty of the Grand Canyon to the inspirational vistas of Yosemite, the natural world is full of beauty that results when stone and water artfully work together. With Swan Granite Sinks, we combine those same elements right in your own kitchen.

Swan Granite Sinks are created with the clean lines, profiles and sweeping, organic curves that echo natural elements with a sophisticated design aesthetic. Our sinks are made with 80% natural quartz stone, making them extremely durable, low maintenance; retaining their solid good looks for years.






Great Colors – A Natural for Your Kitchen

The timeless, elemental nature of Swan Granite Sinks are an attractive choice for kitchens. They're available in four soft, organic tones that are not only beautiful on their own, but enhance their surrounding surfaces, making them look richer too.




Nero (077)



Espresso (170)



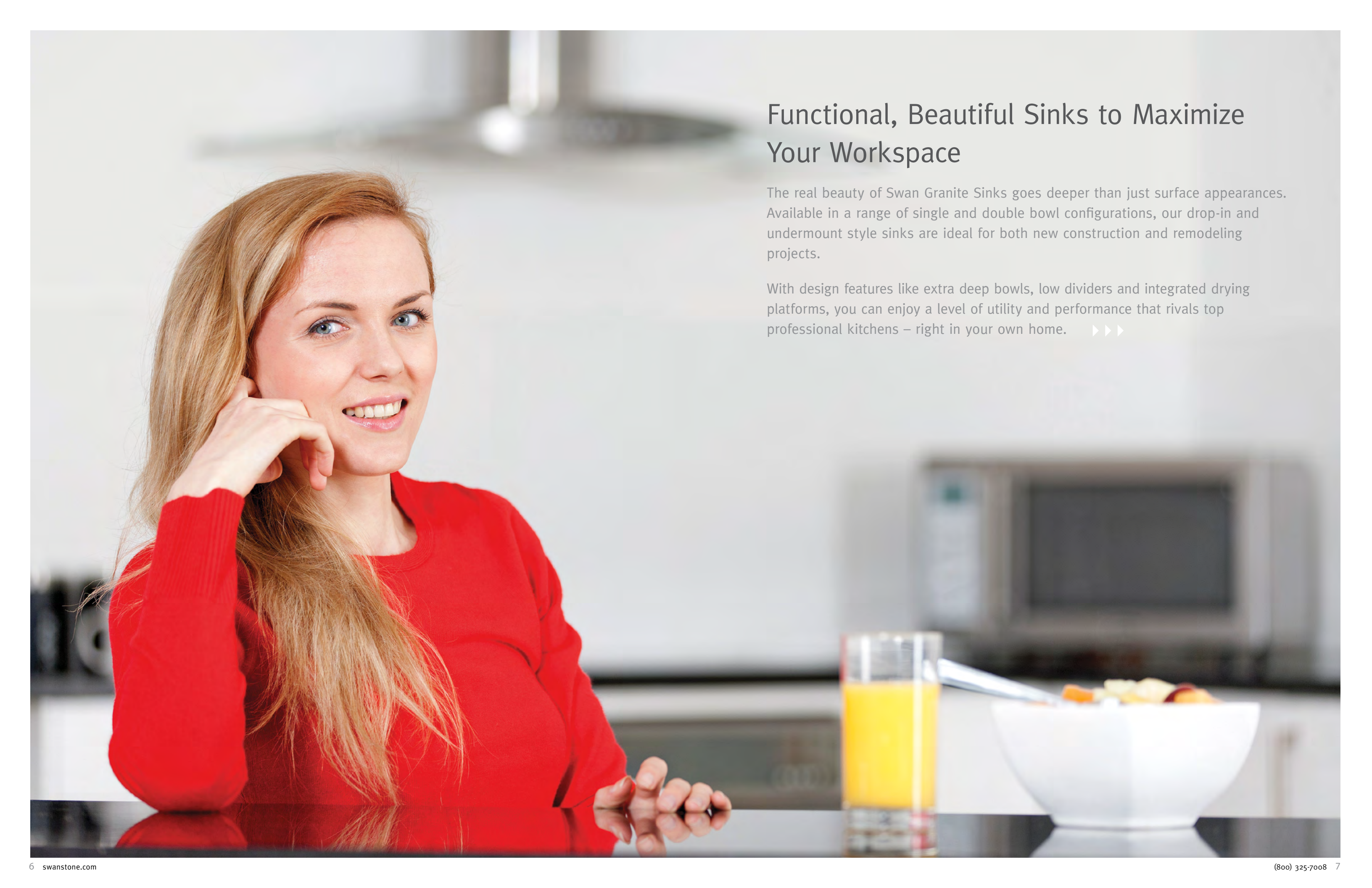
Granito (076)



Metallico (173)



Opal White (210)



Functional, Beautiful Sinks to Maximize Your Workspace

The real beauty of Swan Granite Sinks goes deeper than just surface appearances. Available in a range of single and double bowl configurations, our drop-in and undermount style sinks are ideal for both new construction and remodeling projects.

With design features like extra deep bowls, low dividers and integrated drying platforms, you can enjoy a level of utility and performance that rivals top professional kitchens – right in your own home. ▶▶▶

QZAD-3322

Drop-In

33"W x 22"D (838mm x 559mm)

10" (254mm) deep bowl, 6" (153mm) deep shelf



QUAD-3322

Undermount

32"W x 21"D (813mm x 533mm)

10" (254mm) deep bowl, 6" (153mm) deep shelf



The innovative raised platform with decorative channels is great for food prep, dishwashing and cleanup – and it's beautiful, too.

Dishes drying on the platform stay out of sight



The platform is an optimum height for filling a pot



The platform's curvature allows more space in the sink basin



Filling the sink is faster and takes less water, thanks to a smaller basin area





QZDB-3322
Drop-In
33"W x 22"D (838mm x 559mm)
9" (229mm) deep bowls

QUDB-3322
Undermount
32"W x 21"D (813mm x 533mm)
9" (229mm) deep bowls




QZED-3322

Drop-In

33"W x 22"D (838mm x 559mm)

9" (229mm) deep bowls



QUED-3322

Undermount

32"W x 21"D (813mm x 533mm)

9" (229mm) deep bowls



The contemporary design is integrated with classic sink features—such as large, deep double bowls.

QZSB-2522

Drop-In

25"W x 22"D (635mm x 559mm)

9" (229mm) deep bowl



QUSB-2522

Undermount

24"W x 21"D (610mm x 533mm)

9" (229mm) deep bowl



These standard sizes makes this an ideal replacement

sink for a quick and easy kitchen update.

QZLS-3322

Drop-In

33"W x 22"D (838mm x 559mm)

10" (254mm) deep bowl, 7" (178mm) deep bowl



QULS-3322

Undermount

32"W x 21"D (813mm x 533mm)

10" (254mm) deep bowl, 7" (178mm) deep bowl



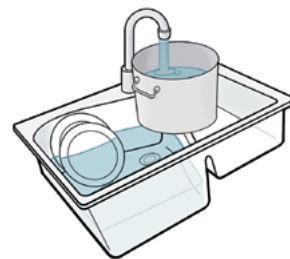
This style's low divider means plenty

of room for large pots and pans.

The low divider allows for the enormous capacity of a large single-bowl sink, holding large pans and baking sheets



The divider is an optimum height for filling a pot



The curvature allows more space in the sink basin



The low divider provides separate areas for food preparation and cleanup





Our biggest workspace for large pots and pans.





A compact size makes this sink ideal for an island or bar installation.



QZBS-1816
Drop-In / Undermount
18"W x 16"D (457mm x 406mm)
8" (203mm) deep bowl



Swan

Building Better Surfaces



Whatever your kitchen's aesthetic, there's a Swan Granite Sink that's destined to be its centerpiece. To find the sink that's perfect for you – or to learn more – call (800) 325-7008 or visit swanstone.com