

YOUR AUTHORIZED CONTINENTAL DEALER



TRADITIONAL SERIES
CB42
DIRECT VENT GAS FIREPLACE

Build Quality, Build Confidence.
continentalcomfort.com

CONTINENTAL

P: 1-866-820-8686
continentalcomfort.com



Consult your owner's manual for complete installation instructions, accurate framing dimensions and proper clearances to combustible material. Check all local and national building codes. All specifications are subject to change without prior notice due to on-going product improvements. Products may not be exactly as shown



CONTINENTAL

CB42

Clean Face Design

Maximizes the viewing area so the realistic flames and the hand painted PHAZER™ log set can be enjoyed to the fullest

Room Decor Flexibility

The ability to choose from a selection of brick kits and numerous optional media kits offer the particular homeowner freedom of design choice

Versatile and Flexible

Top or rear vent option allows the larger 42" fireplace to be located anywhere in the home providing comfort and ambiance.

FEATURES

- 893 sq. in. viewing area
- Natural Gas with Propane Conversion Kit available
- Standard safety barrier
- Power venting available to offer even more flexible installation options
- Fuel-saving electronic ignition with battery backup system
- Flex connector complete with shut off
- Exclusive PHAZER™ log set and glowing ember bed
- Pan Style Burner
- Will accept Rigid or Flex Venting
- Optional remote control
- Optional blower kit

TRIM AND FRONT OPTIONS



Contemporary Front



3" Trim Kit



MEDIA OPTIONS



MIRRO-FLAME™ Porcelain Panel



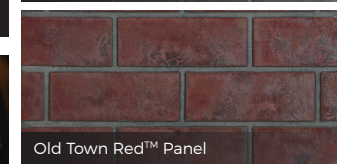
Beach Fire Kit




Westminster Standard™ Panel



Westminster Herringbone™ Panel




Old Town Red™ Panel



Sandstone™ Panel



Mineral Rock Kit



Shore fire Kit



Old Town Red™ Panel

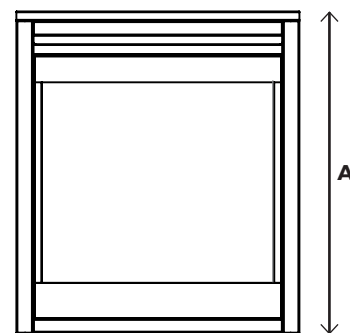
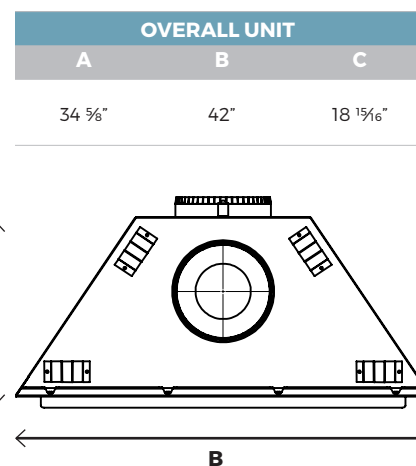
SPECIFICATIONS

CB42

BTU's (Input)	22,000
Venting	Top or Rear* 4" / 7"
Glass Type	Tempered
Mobile Home Certified	Yes

GLASS VIEWING AREA

Height	23 1/16"
Width	37 1/16"



*Finishing flange depth (The finishing flange defines the perimeter of the fireplace opening). Framing or finishing materials must NEVER encroach inside the finishing flange.

Panels and Brick Kits

Optional Shore Fire Kit, Beach Fire Kit, Mineral Rock Kit, Westminster™ Standard, Westminster™ Herringbone, MIRRO-FLAME™ Porcelain Panel, Old Town Red™, Old Town Red™ Herringbone & Sandstone Brick Panel (top vent only)