



uponor



# PRODUCT CATALOGUE



PEX plumbing

Fire safety

Hydronic piping

Radiant heating and cooling

Pre-insulated piping



# Table of contents

<b>Table of contents</b>	<b>1</b>	EP heating manifold accessories .....	64
Uponor Construction Services .....	3	Stainless-steel manifolds exploded view .....	68
Integrated solutions .....	4	Stainless-steel manifolds .....	69
Efficient piping solutions .....	5	Stainless-steel manifold accessories .....	70
<b>PEX plumbing systems</b>	<b>7</b>	Supply and return manifold adapters and fittings .....	71
Uponor AquaPEX® tubing .....	8	Manifold loop fitting assemblies .....	73
EP multi-port tees and elbows .....	14	Copper manifolds .....	74
ProPEX™ fittings .....	18	HDPE manifolds .....	76
ProPEX adapters .....	23	Hydronic valves and accessories .....	77
Valves and accessories .....	29	Climate Control Zoning System II (wireless) .....	78
Water service .....	32	Zoning controls (wired) .....	79
Ells and boxes .....	33	Snow melt controls .....	83
Copper manifolds .....	35	Actuator-to-manifold compatibility table .....	84
Tools and accessories .....	36	ProPEX fittings .....	85
<b>Residential fire sprinkler systems</b>	<b>37</b>	ProPEX adapters .....	93
Uponor AquaPEX tubing .....	38	Tubing transition fittings .....	99
Looped sprinkler adapters .....	39	Baseboard fittings .....	100
Residential fire sprinklers .....	40	Heat-transfer panels and plates .....	101
Sprinkler cabinets .....	41	Tools and accessories .....	103
Sprinkler accessories .....	41	<b>Pre-insulated piping systems</b>	<b>105</b>
ProPEX fittings .....	43	Ecoflex® custom manufactured products .....	106
ProPEX adapters .....	44	For general terms and conditions .....	106
Water service .....	47	Ecoflex uncoilers .....	106
Tools and accessories .....	48	Ecoflex thermal .....	107
<b>Radiant and hydronic piping systems</b>	<b>49</b>	Ecoflex potable .....	109
Barrier tubing .....	50	Pre-insulated PEX pipes .....	112
Non-barrier tubing .....	53	Fittings .....	114
Manifold wall cabinets .....	55	Rubber end caps .....	114
TruFLOW™ Classic and Jr. manifolds exploded view .....	56	Accessories .....	115
TruFLOW manifold assemblies .....	57	Insulation kits .....	116
TruFLOW Jr. modular manifolds .....	58	Wall-penetration accessories .....	118
TruFLOW manifold accessories .....	59	Accessory applications chart .....	120
EP heating manifolds exploded view .....	62	Weights and dimensions chart .....	121
EP heating manifolds .....	63	Tools and accessories .....	122

# Table of contents

---

<b>Tube handling .....</b>	<b>123</b>
Tube uncoilers .....	123
Tube cutters.....	124
<b><u>Tools and accessories</u></b> .....	<b><u>125</u></b>
ProPEX tools and accessories .....	125
Other tools.....	126
<b><u>Tubing supports</u></b> .....	<b><u>127</u></b>
<b><u>Fasteners and fastener tools</u></b> .....	<b><u>129</u></b>
<b><u>Uponor general conditions</u></b> .....	<b><u>133</u></b>
<b><u>Freight policy</u></b> .....	<b><u>134</u></b>

# Uponor Construction Services



Powered by  
**THOMAS** > Enterprise Solutions™

## The PEX design experts

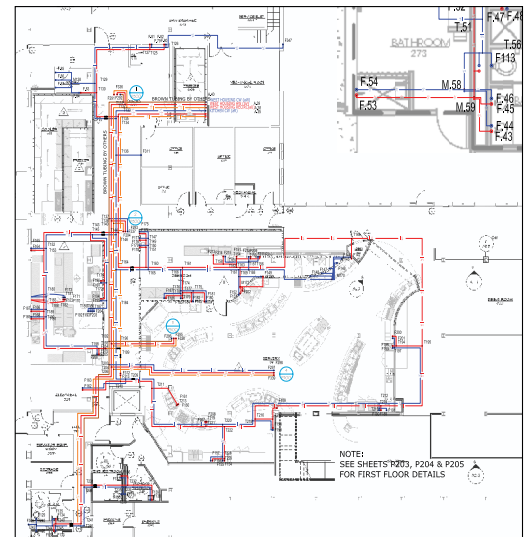
Providing the mechanical, electrical and plumbing (MEP) industry with PEX design support since 1994, Uponor Construction Services is a dedicated team of experienced design professionals and project managers trained in PEX applications for domestic water plumbing, radiant heating/cooling, hydronic piping and fire sprinkler systems for residential and commercial structures.

## Uponor design advantage

- Broad suite of services from concept to construction
- Experienced staff of design professionals; industry-affiliated and certified (ASHRAE, ASPE, RPA, NICET, NFPA, AFSA, NFSA)
- Personalized project consultants for tailored support based on project phase
- Specializing in PEX take-off and design
- Optimized pipe sizing using unique properties of Uponor PEX systems
- Efficient piping layouts using Uponor Logic design concepts
- Engineering calculation package for easy approval
- Estimates with labor data

## BIM/CAD models

- BIM/CAD content managed and hosted by Uponor
- On-demand BIM/CAD model generation via Navigator on [uponorpro.com](http://uponorpro.com) and [uponorengineering.com](http://uponorengineering.com)
- Providing the best digital experience for discovering and selecting BIM/CAD content



## Contact us today

888.994.7726

For design assistance:  
[design.ca@uponor.com](mailto:design.ca@uponor.com)

For technical support:  
[NASupport@uponor.com](mailto:NASupport@uponor.com)

# Integrated solutions

## Bringing innovation to the industry

A global partner in intelligent plumbing and climate solutions, Uponor has proudly led the industry forward for a century.

From being a pioneer in PEX-a pipe and ProPEX F1960 fittings to leading the industry with smart water technologies, Uponor is continuing to bring innovation to commercial and residential structures worldwide.

Uponor ProPEX lead-free (LF) brass copper press adapters provide fast, consistent, reliable connections for ASTM F1960 ProPEX expansion systems to copper press systems for plumbing and hydronic piping applications.

This innovative offering allows professionals to design and install a hybrid PEX expansion to copper press system quickly, easily, safely and reliably to ensure projects stay on schedule and on budget.

- First PEX-to-copper press adapter in the industry for ASTM F1960 ProPEX expansion connections
- Faster installations compared to copper sweat transitions for greater profitability
- Eliminates hot work for safer job sites
- Reduces liability with the only PEX connection system that cannot be dry fit
- Available in ½" to 3" sizes; only PEX-to-copper press adapter available in 2½" and 3" sizes
- Manufactured from high-quality, lead-free brass to meet potable-plumbing requirements
- Confidently backed by a 25-year transferable limited warranty for unmatched peace of mind

Our line of high-quality, code-compliant solutions bring faster, safer and more profitable installations to any application.

- Commercial plumbing
- Commercial heating and cooling
- Residential plumbing
- Residential fire sprinklers
- Water service



**ProPEX LF brass copper press adapters**



**2½" and 3" Uponor PEX pipe and ProPEX fittings**

## Keeping projects on schedule

Our lightweight, flexible piping solutions make for fast and efficient installations in the most challenging applications.

Uponor's pre-insulated and pre-sleeved piping solutions easily bend around obstacles to work in spaces where rigid piping won't fit.

Best of all, our proven ProPEX connection system turns the weakest part of a piping system into the strongest.

From overhead to underground, save time and money with Uponor piping solutions — all backed by a 25-year transferable limited warranty.

### Pre-insulated piping




- Meets ASHRAE 90.1-2013 energy-code requirements
- Features insulation thicknesses up to 2"
- Eliminates the added step of insulation after installation
- Saves time and labor costs; keeps projects on schedule and on budget

### Ecoflex® pre-insulated piping



- Flexible and lightweight
- Eliminates the need for straight or level trenches
- Provides up to 60% labor savings over rigid piping systems
- Helps support an on-time, on-budget project delivery

### Pre-sleeved piping



- Provides protection during and after installation
- Fewer accessories required
- Saves valuable installation time
- Protects your investment







## Wells Street Lofts

Aurora, ON

### Project highlights

- Originally built in 1892 as a high school; renovated in 2015
- Uponor AquaPEX plumbing system
- Wirsbo hePEX for hydronic forced air
- Mechanical Contractor: Zentil Mechanical

### Project data

- Uponor AquaPEX up to 2½"
- Uponor EP multi-port tees
- ProPEX fittings

To learn more about this case study, visit [uponorpro.com/casestudies](http://uponorpro.com/casestudies).

# PEX plumbing systems

# PEX plumbing systems

## Uponor AquaPEX tubing

Uponor AquaPEX tubing is used in hot and cold water distribution systems and AquaSAFE™ residential fire safety systems. Uponor AquaPEX tubing is suitable for use in hydronic heating applications where the system contains no ferrous corrodible components or where any ferrous components are isolated from the tubing. Uponor AquaPEX tubing coils and straight lengths come in red, white and blue for potable-water applications, and purple for water-reclamation applications.

Uponor AquaPEX tubing is manufactured and listed to ASTM F876 and F877 and CSA B137.5, certified to NSF Standards 14 and 61 and listed by the Hydrostatic Stress Board of PPI at 200°F (93.3°C) at 80psi, 180°F (82.2°C) at 100psi and 73.4°F (23°C) at 160psi. Uponor AquaPEX white tubing ( 3/4", 1" and 1 1/4" only) is also listed to UL 1821 and ULC/ORD-C199P and carries an additional rating of 120°F (48.9°C) at 130psi. Uponor AquaPEX white tubing is marked with the PEX 5106 designation as required by ASTM F876, indicating it exceeds ASTM F876 chlorine-resistance requirements for continuous-recirculation systems operating up to 140°F (60°C) while also affording a one-month UV-resistance level. Uponor AquaPEX red and blue tubing is marked with the PEX 5206 designation as required by ASTM F876, indicating it meets ASTM F876 chlorine-resistance requirements for continuous-recirculation systems operating up to 140°F (60°C) while also affording a 90-day UV-resistance level.

### Uponor AquaPEX white coils



Uponor AquaPEX white tubing is marked with the PEX 5106 designation as required by the most recent edition of ASTM F876-15a, indicating it exceeds ASTM F876 chlorine-resistance requirements for continuous-recirculation systems operating up to 140°F (60°C) while also affording a one-month UV-resistance level. Uponor AquaPEX white tubing ( 3/4", 1" and 1 1/4" only) is also listed to UL 1821 and ULC/ORD-C199P and carries an additional rating of 120°F (48.9°C) at 130psi.

Part no.	Part description	Coils/pallet
F1040250	1/4" Uponor AquaPEX White, 100-ft. coil	50
F1090375	3/8" Uponor AquaPEX White, 400-ft. coil	18
F1120375	3/8" Uponor AquaPEX White, 1,000-ft. coil	12
F1040500	1/2" Uponor AquaPEX White, 100-ft. coil	22
F1060500	1/2" Uponor AquaPEX White, 300-ft. coil	18
F1100500	1/2" Uponor AquaPEX White, 500-ft. coil	12
F1120500	1/2" Uponor AquaPEX White, 1,000-ft. coil	8
F1040750	3/4" Uponor AquaPEX White, 100-ft. coil	22
F1060750	3/4" Uponor AquaPEX White, 300-ft. coil	9
F1100750	3/4" Uponor AquaPEX White, 500-ft. coil	8
F1041000	1" Uponor AquaPEX White, 100-ft. coil	12
F1061000	1" Uponor AquaPEX White, 300-ft. coil	5
F1101000	1" Uponor AquaPEX White, 500-ft. coil	6
F1061250	1 1/4" Uponor AquaPEX White, 100-ft. coil	7
F1021250	1 1/4" Uponor AquaPEX White, 300-ft. coil	2
F1061500	1 1/2" Uponor AquaPEX White, 100-ft. coil	7
F1021500	1 1/2" Uponor AquaPEX White, 300-ft. coil	2
F1062000	2" Uponor AquaPEX White, 100-ft. coil	5
F1052000	2" Uponor AquaPEX White, 200-ft. coil	3
F1022000	2" Uponor AquaPEX White, 300-ft. coil	2
F1062500	2 1/2" Uponor AquaPEX White, 100-ft. coil	1
F1022500	2 1/2" Uponor AquaPEX White, 300-ft. coil	1
F1063000	3" Uponor AquaPEX White, 100-ft. coil	1
F1023000	3" Uponor AquaPEX White, 300-ft. coil	1

# PEX plumbing systems

Uponor AquaPEX white tubing is marked with the PEX 5106 designation as required by the most recent edition of ASTM F876-15a, indicating it exceeds ASTM F876 chlorine-resistance requirements for continuous-recirculation systems operating up to 140°F (60°C) while also affording a one-month UV-resistance level. Uponor AquaPEX white tubing (¾", 1" and 1¼" only) is also listed to UL 1821 and ULC/ORD-C199P and carries an additional rating of 120°F (48.9°C) at 130psi.

**Uponor AquaPEX white straight lengths**



Part no.	Part description	Bags/bulk bag
F1930500	½" Uponor AquaPEX White, 20-ft. straight length, 500 ft. (25 per bundle)	25
F1930750	¾" Uponor AquaPEX White, 20-ft. straight length, 300 ft. (15 per bundle)	20
F1921000	1" Uponor AquaPEX White, 20-ft. straight length, 200 ft. (10 per bundle)	15
F1921250	1¼" Uponor AquaPEX White, 20-ft. straight length, 100 ft. (5 per bundle)	20
F1921500	1½" Uponor AquaPEX White, 20-ft. straight length, 100 ft. (5 per bundle)	20
F1922000	2" Uponor AquaPEX White, 20-ft. straight length, 100 ft. (5 per bundle)	10
F1922500	2½" Uponor AquaPEX White, 20-ft. straight length, 60 ft. (3 per bundle)	8
F1923000	3" Uponor AquaPEX White, 20-ft. straight length, 40 ft. (2 per bundle)	10

Uponor AquaPEX red and blue tubing is marked with the PEX 5306 designation as required by the most recent edition of ASTM F876-15a, indicating it exceeds ASTM F876 chlorine-resistance requirements for continuous-recirculation systems operating up to 140°F (60°C) while also affording a six-month UV-resistance level.

**Uponor AquaPEX red coils**



Part no.	Part description	Coils/pallet
F2040500	½" Uponor AquaPEX Red, 100-ft. coil	22
F2060500	½" Uponor AquaPEX Red, 300-ft. coil	14
F2120500	½" Uponor AquaPEX Red, 1,000-ft. coil	8
F2040750	¾" Uponor AquaPEX Red, 100-ft. coil	18
F2060750	¾" Uponor AquaPEX Red, 300-ft. coil	7
F2100750	¾" Uponor AquaPEX Red, 500-ft. coil	8
F2041000	1" Uponor AquaPEX Red, 100-ft. coil	12
F2061000	1" Uponor AquaPEX Red, 300-ft. coil	5
F2101000	1" Uponor AquaPEX Red, 500-ft. coil	6

Uponor AquaPEX red and blue tubing is marked with the PEX 5306 designation as required by the most recent edition of ASTM F876-15a, indicating it exceeds ASTM F876 chlorine-resistance requirements for continuous-recirculation systems operating up to 140°F (60°C) while also affording a six-month UV-resistance level.

**Uponor AquaPEX red straight lengths**



Part no.	Part description	Bags/bulk bag
F2930500	½" Uponor AquaPEX Red, 20-ft. straight length, 500 ft. (25 per bundle)	25
F2930750	¾" Uponor AquaPEX Red, 20-ft. straight length, 300 ft. (15 per bundle)	20
F2921000	1" Uponor AquaPEX Red, 20-ft. straight length, 200 ft. (10 per bundle)	15

# PEX plumbing systems

## Uponor AquaPEX blue coils



Uponor AquaPEX red and blue tubing is marked with the PEX 5306 designation as required by the most recent edition of ASTM F876-15a, indicating it exceeds ASTM F876 chlorine-resistance requirements for continuous-recirculation systems operating up to 140°F (60°C) while also affording a six-month UV-resistance level.

Part no.	Part description	Coils/pallet
F3040500	½" Uponor AquaPEX Blue, 100-ft. coil	22
F3060500	½" Uponor AquaPEX Blue, 300-ft. coil	14
F3120500	½" Uponor AquaPEX Blue, 1,000-ft. coil	8
F3040750	¾" Uponor AquaPEX Blue, 100-ft. coil	18
F3060750	¾" Uponor AquaPEX Blue, 300-ft. coil	7
F3100750	¾" Uponor AquaPEX Blue, 500-ft. coil	8
F3041000	1" Uponor AquaPEX Blue, 100-ft. coil	12
F3061000	1" Uponor AquaPEX Blue, 300-ft. coil	5
F3101000	1" Uponor AquaPEX Blue, 500-ft. coil	6

## Uponor AquaPEX blue straight lengths



Uponor AquaPEX red and blue tubing is marked with the PEX 5306 designation as required by the most recent edition of ASTM F876-15a, indicating it exceeds ASTM F876 chlorine-resistance requirements for continuous-recirculation systems operating up to 140°F (60°C) while also affording a six-month UV-resistance level.

Part no.	Part description	Bags/bulk bag
F3930500	½" Uponor AquaPEX Blue, 20-ft. straight length, 500 ft. (25 per bundle)	25
F3930750	¾" Uponor AquaPEX Blue, 20-ft. straight length, 300 ft. (15 per bundle)	20
F3921000	1" Uponor AquaPEX Blue, 20-ft. straight length, 200 ft. (10 per bundle)	15

# PEX plumbing systems

Uponor AquaPEX reclaimed water tubing has an outer purple coating specifically designed for use in reclaimed or graywater distribution systems. Uponor AquaPEX reclaimed water tubing is available in coils and straight lengths, is manufactured and listed to ASTM F876, F877 and CSA B137.5, and is certified to NSF Standard 14 for non-potable water applications.

Uponor AquaPEX Purple Reclaimed Water straight lengths are available on a made-to-order basis. Contact Uponor Customer Service at 888.994.7726 for availability and pricing.

## Uponor AquaPEX reclaimed water coils and straight lengths



Part no.	Part description	Coils/pallet
F1060502	½" Uponor AquaPEX Purple Reclaimed Water, 300-ft. coil	14
F1060752	¾" Uponor AquaPEX Purple Reclaimed Water, 300-ft. coil	7
F1061002	1" Uponor AquaPEX Purple Reclaimed Water, 300-ft. coil	5
F1961002	1" Uponor AquaPEX Purple Reclaimed Water, 10-ft. straight length, 100 ft. (10 per bundle)	15
F1921002	1" Uponor AquaPEX Purple Reclaimed Water, 20-ft. straight length, 200 ft. (10 per bundle)	10
F1911256	1¼" Uponor AquaPEX Purple Reclaimed Water, 10-ft. straight length, 50 ft. (5 per bundle)	20
F1961256	1¼" Uponor AquaPEX Purple Reclaimed Water, 20-ft. straight length, 100 ft. (5 per bundle)	20
F1911506	1½" Uponor AquaPEX Purple Reclaimed Water, 10-ft. straight length, 50 ft. (5 per bundle)	20
F1961502	1½" Uponor AquaPEX Purple Reclaimed Water, 20-ft. straight length, 100 ft. (5 per bundle)	20
F1912006	2" Uponor AquaPEX Purple Reclaimed Water, 10-ft. straight length, 50 ft. (5 per bundle)	10
F1962002	2" Uponor AquaPEX Purple Reclaimed Water, 20-ft. straight length, 100 ft. (5 per bundle)	10

# PEX plumbing systems

## Pre-insulated Uponor AquaPEX coils



Uponor's pre-insulated PEX pipe offering complies with ASHRAE 90.1-2013 and the 2012 International Energy Conservation Code (IECC). The pipe is available in ½" to 2" configurations with ½", 1" and 1½" insulation that features manufactured sealed seams that run the entire length of the coil. Check with local code authorities regarding energy-code requirements for specific applications.

Part no.	Part description	Coils/pallet
F6040500	½" Pre-insulated Uponor AquaPEX with ½" insulation, 100-ft. coil	3
F6150500	½" Pre-insulated Uponor AquaPEX with 1" insulation, 100-ft. coil	7
F6040750	¾" Pre-insulated Uponor AquaPEX with ½" insulation, 100-ft. coil	7
F6150750	¾" Pre-insulated Uponor AquaPEX with 1" insulation, 100-ft. coil	2
F6041000	1" Pre-insulated Uponor AquaPEX with ½" insulation, 100-ft. coil	2
F6151000	1" Pre-insulated Uponor AquaPEX with 1" insulation, 100-ft. coil	2
F6041250	1¼" Pre-insulated Uponor AquaPEX with ½" insulation, 100-ft. coil	2
F6151250	1¼" Pre-insulated Uponor AquaPEX with 1" insulation, 100-ft. coil	2
F6161500	1½" Pre-insulated Uponor AquaPEX with 1½" insulation, 75-ft. coil	2
F6042000	2" Pre-insulated Uponor AquaPEX with ½" insulation, 100-ft. coil	2
F6162000	2" Pre-insulated Uponor AquaPEX with 1½" insulation, 75-ft. coil	2

## Pre-insulated Uponor AquaPEX straight lengths



Part no.	Part description	Bags/bulk bag
F6921250	1¼" Pre-insulated Uponor AquaPEX with ½" insulation, 20-ft. straight length, 100 ft.	4
F6921500	1½" Pre-insulated Uponor AquaPEX with ½" insulation, 20-ft. straight length, 100 ft.	4
F6922000	2" Pre-insulated Uponor AquaPEX with ½" insulation, 20-ft. straight length, 100 ft.	4

## Pre-sleeved Uponor AquaPEX coils



Pre-sleeved Uponor AquaPEX tubing is used in hot and cold potable-water distribution systems. The high density polyethylene (HDPE) corrugated sleeve provides protection for installations in concrete slabs or soil, and allows for removal and replacement of the PEX tubing, if required.

Part no.	Part description	Coils/pallet
F1092500	½" Pre-sleeved Uponor AquaPEX Red Sleeve, 400-ft. coil	4
F1091500	½" Pre-sleeved Uponor AquaPEX Blue Sleeve, 400-ft. coil	4
F1092750	¾" Pre-Sleeved Uponor AquaPEX Red Sleeve, 400-ft. coil	3
F1091750	¾" Pre-Sleeved Uponor AquaPEX Blue Sleeve, 400-ft. coil	3

# PEX plumbing systems

HDPE corrugated sleeves are used in hot and cold potable-water distribution systems, primarily in commercial applications where the potable tubing is installed in the slab. Designed for use with ½" and ¾" Uponor AquaPEX tubing, the sleeves provide protection during installation and allow for removal and replacement of the PEX tubing, if required.

## HDPE corrugated sleeves



Part no.	Part description	Coils/pallet
F1035400	½" HDPE Corrugated Sleeve, Red, 400-ft. coil	4
F1055400	½" HDPE Corrugated Sleeve, Blue, 400-ft. coil	4
F1037400	¾" HDPE Corrugated Sleeve, Red, 400 ft.	4
F1057400	¾" HDPE Corrugated Sleeve, Blue, 400 ft.	4

ProPEX rings are required to make ProPEX connections. The ½" through 3" rings include a leading-edge chamfer and integral stop edge to further simplify the use of ProPEX fittings.

## ProPEX rings



Part no.	Part description	Pkg. qty.
Q4690302	ProPEX Ring, ⅜"	50
Q4690512	ProPEX Ring with Stop, ½"	50
Q4690503	ProPEX Ring, ½" red	50
Q4690504	ProPEX Ring, ½" blue	50
Q4690756	ProPEX Ring with Stop, ¾"	50
Q4690753	ProPEX Ring, ¾" Red	50
Q4690754	ProPEX Ring, ¾" Blue	50
Q4691000	ProPEX Ring with Stop, 1"	50
Q4691003	ProPEX Ring, 1" Red	50
Q4691004	ProPEX Ring, 1" Blue	50
Q4691250	ProPEX Ring with Stop, 1¼"	10
Q4691500	ProPEX Ring with Stop, 1½"	5
Q4692000	ProPEX Ring with Stop, 2"	10
Q4692500	ProPEX Ring with Stop, 2½"	5
Q4693000	ProPEX Ring with Stop, 3"	5

# PEX plumbing systems

## PEX-a Pipe Support



Uponor PEX-a pipe supports are made of 23-gauge, galvanized steel and are available in 1/2", 3/4", 1", 1 1/4", 1 1/2", 2", 2 1/2", 3" and 3 1/2" sizes for suspended commercial plumbing and hydronic piping distribution applications, enabling extended support spacing.

Part no.	Part description	Pkg. qty.
F7040500	1/2" PEX-a Pipe Support, 9-ft. length	5
F7040750	3/4" PEX-a Pipe Support, 9-ft. length	5
F7041000	1" PEX-a Pipe Support, 9-ft. length	5
F7041250	1 1/4" PEX-a Pipe Support, 9-ft. length	5
F7041500	1 1/2" PEX-a Pipe Support, 9-ft. length	5
F7042000	2" PEX-a Pipe Support, 9-ft. length	5
F7042500	2 1/2" PEX-a Pipe Support, 9-ft. length	5
F7043000	3" PEX-a Pipe Support, 9-ft. length	5
F7043500	3 1/2" PEX-a Pipe Support, 9-ft. length	5
Q7410510	PEX-a Pipe Support Strapping for 1/2", 3/4" and 1" PEX	100
Q7411220	PEX-a Pipe Support Strapping for 1 1/4", 1 1/2" and 2" PEX	100
Q7412540	PEX-a Pipe Support Strapping for 2 1/2", 3" and 3 1/2" PEX	100

## EP multi-port tees and elbows

### EP branch multi-port tees



EP branch multi-port tees feature 3/4" or 1" ProPEX inlets with 1/2" ProPEX branch outlets. The tees are made of EP, which is proven in demanding hot-water applications.

**Note:** ProPEX tool is required. ProPEX rings sold separately.

Part no.	Part description	Pkg. qty.
Q2237550	3/4" EP Branch Multi-port Tee, 3 outlets	10
Q2247550	3/4" EP Branch Multi-port Tee, 4 outlets	10
Q2241050	1" EP Branch Multi-port Tee, 4 outlets	10
Q2267550	3/4" EP Branch Multi-port Tee, 6 outlets	10
Q2261050	1" EP Branch Multi-port Tee, 6 outlets	10



# PEX plumbing systems

EP flow-through multi-port tees feature  $\frac{3}{4}$ " or 1" ProPEX inlets with  $\frac{1}{2}$ " ProPEX branch outlets. The tees are made of EP, which is proven in demanding hot-water applications.

**Note:** ProPEX tool is required. ProPEX rings sold separately.

Part no.	Part description	Pkg. qty.
Q2227557	EP Flow-through Multi-port Tee, 2 outlets, $\frac{3}{4}$ " x $\frac{3}{4}$ " ProPEX	10
Q2237557	EP Flow-through Multi-port Tee, 3 outlets, $\frac{3}{4}$ " x $\frac{3}{4}$ " ProPEX	10
Q2231057	EP Flow-through Multi-port Tee, 3 outlets, 1" x $\frac{3}{4}$ " ProPEX	10
Q2247557	EP Flow-through Multi-port Tee, 4 outlets, $\frac{3}{4}$ " x $\frac{3}{4}$ " ProPEX	10
Q2241057	EP Flow-through Multi-port Tee, 4 outlets, 1" x $\frac{3}{4}$ " ProPEX	10
Q2241051	EP Flow-through Multi-port Tee, 4 outlets, 1" x 1" ProPEX	10
Q2267557	EP Flow-through Multi-port Tee, 6 outlets, $\frac{3}{4}$ " x $\frac{3}{4}$ " ProPEX	10
Q2261057	EP Flow-through Multi-port Tee, 6 outlets, 1" x $\frac{3}{4}$ " ProPEX	10
Q2261051	EP Flow-through Multi-port Tee, 6 outlets, 1" x 1" ProPEX	10

## EP flow-through multi-port tees



EP flow-through opposing-port multi-port tees feature  $\frac{3}{4}$ " ProPEX inlets with opposing  $\frac{1}{2}$ " ProPEX branch outlets. These are designed for a central location to facilitate piping in two directions. The tees are made of EP, which is proven in demanding hot-water applications.

**Note:** ProPEX tool is required. ProPEX rings sold separately.

Part no.	Part description	Pkg. qty.
Q2337557	EP Flow-through Opposing-port Multi-port Tee, 3 outlets, $\frac{3}{4}$ " x $\frac{3}{4}$ " ProPEX	10
Q2347557	EP Flow-through Opposing-port Multi-port Tee, 4 outlets, $\frac{3}{4}$ " x $\frac{3}{4}$ " ProPEX	10
Q2367557	EP Flow-through Opposing-port Multi-port Tee, 6 outlets, $\frac{3}{4}$ " x $\frac{3}{4}$ " ProPEX	10

## EP flow-through opposing-port multi-port tees



EP branch opposing-port multi-port tees feature  $\frac{3}{4}$ " ProPEX inlets with opposing  $\frac{1}{2}$ " ProPEX branch outlets. These are designed for a central location to facilitate piping in two directions. The tees are made of EP, which is proven in demanding hot-water applications.

**Note:** ProPEX tool is required. ProPEX rings sold separately.

Part no.	Part description	Pkg. qty.
Q2337550	$\frac{3}{4}$ " EP Branch Opposing-port Multi-port Tee, 3 outlets	10
Q2347550	$\frac{3}{4}$ " EP Branch Opposing-port Multi-port Tee, 4 outlets	10
Q2387550	$\frac{3}{4}$ " EP Branch Opposing-port Multi-port Tee, 8 outlets	10

## EP branch opposing-port multi-port tees



# PEX plumbing systems

## EP flow-through multi-port vertical tees



EP flow-through multi-port vertical tees feature an integrated vertical  $\frac{3}{4}$ " ProPEX tee with  $\frac{1}{2}$ " ProPEX branch outlets. The tees are designed for demanding slab-on-grade plumbing applications, and eliminate the need for multiple connections. The tees are made of EP, which is proven in demanding hot-water applications.

**Note:** ProPEX tool is required. ProPEX rings sold separately.

Part no.	Part description	Pkg. qty.
Q2237757	EP Flow-through Multi-port Vertical Tee, 3 outlets, $\frac{3}{4}$ " x $\frac{3}{4}$ " x $\frac{3}{4}$ " ProPEX	10
Q2247757	EP Flow-through Multi-port Vertical Tee, 4 outlets, $\frac{3}{4}$ " x $\frac{3}{4}$ " x $\frac{3}{4}$ " ProPEX	10

## EP flow-through multi-port horizontal tees



EP flow-through multi-port horizontal tees feature an integrated horizontal  $\frac{3}{4}$ " ProPEX tee with  $\frac{1}{2}$ " ProPEX branch outlets. The tees are designed for demanding slab-on-grade plumbing applications, and eliminate the need for multiple connections. The tees are made of EP, which is proven in demanding hot-water applications.

**Note:** ProPEX tool is required. ProPEX rings sold separately.

Part no.	Part description	Pkg. qty.
Q2247577	EP Flow-through Multi-port Horizontal Tee, 4 outlets, $\frac{3}{4}$ " x $\frac{3}{4}$ " x $\frac{3}{4}$ " ProPEX	10

## EP flow-through multi-port elbows



EP flow-through multi-port elbows feature an integrated  $\frac{3}{4}$ " ProPEX elbow with  $\frac{1}{2}$ " ProPEX branch outlets. The elbows are designed for demanding slab-on-grade plumbing applications, and eliminate the need for multiple connections. The elbows are made of EP, which is proven in demanding hot-water applications.

**Note:** ProPEX tool is required. ProPEX rings sold separately.

Part no.	Part description	Pkg. qty.
Q2235577	EP Flow-through Multi-port Elbow, 3 outlets, $\frac{3}{4}$ " x $\frac{3}{4}$ " ProPEX	10
Q2245577	EP Flow-through Multi-port Elbow, 4 outlets, $\frac{3}{4}$ " x $\frac{3}{4}$ " ProPEX	10

# PEX plumbing systems

Commercial EP branch multi-port elbows feature an integrated 3/4" or 1" ProPEX elbow inlet with 1/2" ProPEX branch outlets and mounting clips. The elbows are designed for commercial plumbing applications, and eliminate the need for multiple connections. The elbows are made of EP, which is proven in demanding hot-water applications.

**Note:** ProPEX tool is required. ProPEX rings sold separately.

Part no.	Part description	Pkg. qty.
Q2077550	3/4" EP Branch Multi-port Elbow, 7 outlets with mounting clips	1
Q2087550	3/4" EP Branch Multi-port Elbow, 8 outlets with mounting clips	1
Q2101000	1" EP Branch Multi-port Elbow, 10 outlets with mounting clips	1

## Commercial EP branch multi-port elbows



Commercial EP branch multi-port tees feature an integrated 3/4" or 1" ProPEX inlet with 1/2" ProPEX branch outlets, or a 1 1/4" ProPEX inlet with 3/4" ProPEX branch outlets. Designed for commercial plumbing applications, they eliminate the need for multiple connections. The tees are made of EP, which is proven in demanding hot-water applications. The 3/4" and 1" tees come with mounting clips and screws.

**Note:** ProPEX tool is required. ProPEX rings sold separately.

Part no.	Part description	Pkg. qty.
Q2231375	1 1/4" EP Branch Multi-port Tee, 3 (3/4") outlets	1
Q2277550	3/4" EP Branch Multi-port Tee, 7 outlets with mounting clips	1
Q2287550	3/4" EP Branch Multi-port Tee, 8 outlets with mounting clips	1
Q2271051	1" EP Branch Multi-port Tee, 7 outlets with mounting clips	1
Q2281051	1" EP Branch Multi-port Tee, 8 outlets with mounting clips	1
Q2101051	1" EP Branch Multi-port Tee, 10 outlets with mounting clips	1
Q2121051	1" EP Branch Multi-port Tee, 12 outlets with mounting clips	1

## Commercial EP branch multi-port tees



Commercial EP flow-through multi-port tees feature 1 1/4" or 2" ProPEX inlets with 3/4" or 1" ProPEX branch outlets. The tees are designed for commercial plumbing applications, and eliminate the need for multiple connections. The tees are made of EP, which is proven in demanding hot-water applications.

**Note:** ProPEX tool is required. ProPEX rings sold separately.

Part no.	Part description	Pkg. qty.
Q2231373	EP Flow-through Multi-port Tee, 3 (3/4") outlets, 1 1/4" x 1 1/4" ProPEX	1
Q2232102	EP Flow-through Multi-port Tee, 3 (1") outlets, 2" x 2" ProPEX	1

## Commercial EP flow-through multi-port tees



# PEX plumbing systems

## ProPEX fittings

### ProPEX couplings

ProPEX EP and LF brass couplings make PEX-to-PEX connections.

**Note:** ProPEX tool is required. ProPEX rings sold separately.



Part no.	Part description	Pkg. qty.
Q4773838	ProPEX EP Coupling, 3/8" PEX x 3/8" PEX	25
LF4543850	ProPEX LF Brass Coupling, 3/8" PEX x 1/2" PEX	25
Q4775050	ProPEX EP Coupling, 1/2" PEX x 1/2" PEX	25
◀ LF4545050	ProPEX LF Brass Coupling, 1/2" PEX x 1/2" PEX	25
Q4775075	ProPEX EP Coupling, 1/2" PEX x 3/4" PEX	25
◀ LF4545075	ProPEX LF Brass Coupling, 1/2" PEX x 3/4" PEX	25
Q4777575	ProPEX EP Coupling, 3/4" PEX x 3/4" PEX	25
◀ LF4547575	ProPEX LF Brass Coupling, 3/4" PEX x 3/4" PEX	25
Q4777510	ProPEX EP Coupling, 3/4" PEX x 1" PEX	25
◀ LF4547510	ProPEX LF Brass Coupling, 3/4" PEX x 1" PEX	10
Q4771010	ProPEX EP Coupling, 1" PEX x 1" PEX	10
◀ LF4541010	ProPEX LF Brass Coupling, 1" PEX x 1" PEX	10
Q4771307	ProPEX EP Coupling, 1 1/4" PEX x 3/4" PEX	1
Q4771310	ProPEX EP Coupling, 1 1/4" PEX x 1" PEX	1
Q4771313	ProPEX EP Coupling, 1 1/4" PEX x 1 1/4" PEX	1
Q4771507	ProPEX EP Coupling, 1 1/2" PEX x 3/4" PEX	1
Q4771510	ProPEX EP Coupling, 1 1/2" PEX x 1" PEX	1
Q4771513	ProPEX EP Coupling, 1 1/2" PEX x 1 1/4" PEX	1
Q4771515	ProPEX EP Coupling, 1 1/2" PEX x 1 1/2" PEX	1
Q4772015	ProPEX EP Coupling, 2" PEX x 1 1/2" PEX	1
Q4772020	ProPEX EP Coupling, 2" PEX x 2" PEX	1
Q4772513	ProPEX EP Coupling, 2 1/2" PEX x 1 1/4" PEX	1
Q4772515	ProPEX EP Coupling, 2 1/2" PEX x 1 1/2" PEX	1
Q4772520	ProPEX EP Coupling, 2 1/2" PEX x 2" PEX	1
Q4772525	ProPEX EP Coupling, 2 1/2" PEX x 2 1/2" PEX	1
Q4773020	ProPEX EP Coupling, 3" PEX x 2" PEX	1
Q4773025	ProPEX EP Coupling, 3" PEX x 2 1/2" PEX	1
Q4773030	ProPEX EP Coupling, 3" PEX x 3" PEX	1

◀ **Discontinued item;** available while quantities last. Please contact Uponor Customer Service at 888.594.7726 for availability. All sales are final. See the alphanumeric on **pages 137-163** for a listing of alternative part numbers.

# PEX plumbing systems

ProPEX EP and LF brass elbows make 90- or 45-degree connections for directional changes in an Uponor AquaPEX system.

**Note:** ProPEX tool is required. ProPEX rings sold separately.

Part no.	Part description	Pkg. qty.
Q4760500	ProPEX EP Elbow, 1/2" PEX x 1/2" PEX	25
Q4760750	ProPEX EP Elbow, 3/4" PEX x 3/4" PEX	25
LF4710750	ProPEX LF Brass Elbow, 3/4" PEX x 3/4" PEX	25
Q4761000	ProPEX EP Elbow, 1" PEX x 1" PEX	10
LF4711000	ProPEX LF Brass Elbow, 1" PEX x 1" PEX	10
Q4761250	ProPEX EP Elbow, 1 1/4" PEX x 1 1/4" PEX	1
Q4761500	ProPEX EP Elbow, 1 1/2" PEX x 1 1/2" PEX	1
Q4761515	ProPEX EP 45 Elbow, 1 1/2" PEX x 1 1/2" PEX	1
Q4762000	ProPEX EP Elbow, 2" PEX x 2" PEX	1
Q4762020	ProPEX EP 45 Elbow, 2" PEX x 2" PEX	1
Q4762500	ProPEX EP Elbow, 2 1/2" PEX x 2 1/2" PEX	1
Q4762525	ProPEX EP 45 Elbow, 2 1/2" PEX x 2 1/2" PEX	1
Q4763000	ProPEX EP Elbow, 3" PEX x 3" PEX	1
Q4763030	ProPEX EP 45 Elbow, 3" PEX x 3" PEX	1

## ProPEX elbows



Discontinued item; available while quantities last. Please contact Uponor Customer Service at 888.594.7726 for availability. All sales are final. See the alphanumeric on pages 137-163 for a listing of alternative part numbers.

# PEX plumbing systems

## ProPEX tees



ProPEX EP and LF brass tees make diverting connections for Uponor PEX tubing in supply and return mains. Branch size is listed last in the part description.

**Note:** ProPEX tool is required. ProPEX rings sold separately.

Part no.	Part description	Pkg. qty.
Q4755050	ProPEX EP Tee, 1/2" PEX x 1/2" PEX x 1/2" PEX	25
LF4705050	ProPEX LF Brass Tee, 1/2" PEX x 1/2" PEX x 1/2" PEX	25
Q4757575	ProPEX EP Tee, 3/4" PEX x 3/4" PEX x 3/4" PEX	25
LF4707575	ProPEX LF Brass Tee, 3/4" PEX x 3/4" PEX x 3/4" PEX	25
Q4751010	ProPEX EP Tee, 1" PEX x 1" PEX x 1" PEX	10
LF4701010	ProPEX LF Brass Tee, 1" PEX x 1" PEX x 1" PEX	10
Q4751313	ProPEX EP Tee, 1 1/4" PEX x 1 1/4" PEX x 1 1/4" PEX	1
Q4751515	ProPEX EP Tee, 1 1/2" PEX x 1 1/2" PEX x 1 1/2" PEX	1
Q4752000	ProPEX EP Tee, 2" PEX x 2" PEX x 2" PEX	1
Q4752500	ProPEX EP Tee, 2 1/2" PEX x 2 1/2" PEX x 2 1/2" PEX	1
Q4753000	ProPEX EP Tee, 3" PEX x 3" PEX x 3" PEX	1

## ProPEX reducing tees



ProPEX EP and LF brass reducing tees make diverting connections for Uponor PEX tubing in supply and return mains. Branch size is listed last in the part description.

**Note:** ProPEX tool is required. ProPEX rings sold separately.

Part no.	Part description	Pkg. qty.
Q4755575	ProPEX EP Reducing Tee, 1/2" PEX x 1/2" PEX x 3/4" PEX	25
Q4757555	ProPEX EP Reducing Tee, 3/4" PEX x 1/2" PEX x 1/2" PEX	25
Q4757557	ProPEX EP Reducing Tee, 3/4" PEX x 1/2" PEX x 3/4" PEX	25
Q4757550	ProPEX EP Reducing Tee, 3/4" PEX x 3/4" PEX x 1/2" PEX	25
LF4707550	ProPEX LF Brass Reducing Tee, 3/4" PEX x 3/4" PEX x 1/2" PEX	25
Q4757710	ProPEX EP Reducing Tee, 3/4" PEX x 3/4" PEX x 1" PEX	10
LF4707710	ProPEX LF Brass Reducing Tee, 3/4" PEX x 3/4" PEX x 1" PEX	10
Q4751501	ProPEX EP Reducing Tee, 1" PEX x 1/2" PEX x 1" PEX	10
Q4751750	ProPEX EP Reducing Tee, 1" PEX x 3/4" PEX x 1/2" PEX	10
Q4751775	ProPEX EP Reducing Tee, 1" PEX x 3/4" PEX x 3/4" PEX	10
LF4701775	ProPEX LF Brass Reducing Tee, 1" PEX x 3/4" PEX x 3/4" PEX	10

Discontinued item; available while quantities last. Please contact Uponor Customer Service at 888.594.7726 for availability. All sales are final. See the alphanumeric on pages 137-163 for a listing of alternative part numbers.

# PEX plumbing systems

Part no.	Part description	Pkg. qty.
Q4751751	ProPEX EP Reducing Tee, 1" PEX x 3/4" PEX x 1" PEX	10
◀ LF4701751	ProPEX LF Brass Reducing Tee, 1" PEX x 3/4" PEX x 1" PEX	10
Q4751753	ProPEX EP Reducing Tee, 1" PEX x 3/4" PEX x 1 1/4" PEX	1
Q4751150	ProPEX EP Reducing Tee, 1" PEX x 1" PEX x 1/2" PEX	10
◀ LF4701150	ProPEX LF Brass Reducing Tee, 1" PEX x 1" PEX x 1/2" PEX	10
Q4751175	ProPEX EP Reducing Tee, 1" PEX x 1" PEX x 3/4" PEX	10
◀ LF4701175	ProPEX LF Brass Reducing Tee, 1" PEX x 1" PEX x 3/4" PEX	10
Q4751113	ProPEX EP Reducing Tee, 1" PEX x 1" PEX x 1 1/4" PEX	1
Q4751377	ProPEX EP Reducing Tee, 1 1/4" PEX x 3/4" PEX x 3/4" PEX	1
Q4751371	ProPEX EP Reducing Tee, 1 1/4" PEX x 3/4" PEX x 1" PEX	1
Q4751373	ProPEX EP Reducing Tee, 1 1/4" PEX x 3/4" PEX x 1 1/4" PEX	1
Q4751317	ProPEX EP Reducing Tee, 1 1/4" PEX x 1" PEX x 3/4" PEX	1
Q4751311	ProPEX EP Reducing Tee, 1 1/4" PEX x 1" PEX x 1" PEX	1
Q4751350	ProPEX EP Reducing Tee, 1 1/4" PEX x 1 1/4" PEX x 1/2" PEX	1
Q4751337	ProPEX EP Reducing Tee, 1 1/4" PEX x 1 1/4" PEX x 3/4" PEX	1
Q4751331	ProPEX EP Reducing Tee, 1 1/4" PEX x 1 1/4" PEX x 1" PEX	1
Q4751577	ProPEX EP Reducing Tee, 1 1/2" PEX x 3/4" PEX x 3/4" PEX	1
Q4751575	ProPEX EP Reducing Tee, 1 1/2" PEX x 3/4" PEX x 1 1/2" PEX	1
Q4751517	ProPEX EP Reducing Tee, 1 1/2" PEX x 1" PEX x 3/4" PEX	1
Q4751511	ProPEX EP Reducing Tee, 1 1/2" PEX x 1" PEX x 1" PEX	1
Q4751505	ProPEX EP Reducing Tee, 1 1/2" PEX x 1" PEX x 1 1/2" PEX	1
Q4751537	ProPEX EP Reducing Tee, 1 1/2" PEX x 1 1/4" PEX x 3/4" PEX	1
Q4751531	ProPEX EP Reducing Tee, 1 1/2" PEX x 1 1/4" PEX x 1" PEX	1
Q4751533	ProPEX EP Reducing Tee, 1 1/2" PEX x 1 1/4" PEX x 1 1/4" PEX	1
Q4751550	ProPEX EP Reducing Tee, 1 1/2" PEX x 1 1/2" PEX x 1/2" PEX	1
Q4751557	ProPEX EP Reducing Tee, 1 1/2" PEX x 1 1/2" PEX x 3/4" PEX	1
Q4751551	ProPEX EP Reducing Tee, 1 1/2" PEX x 1 1/2" PEX x 1" PEX	1

## ProPEX reducing tees



◀ **Discontinued item;** available while quantities last. Please contact Uponor Customer Service at 888.594.7726 for availability. All sales are final. See the alphanumeric on **pages 137-163** for a listing of alternative part numbers.

# PEX plumbing systems

## ProPEX reducing tees



Part no.	Part description	Pkg. qty.
Q4751553	ProPEX EP Reducing Tee, 1½" PEX x 1½" PEX x 1¼" PEX	1
Q4752110	ProPEX EP Reducing Tee, 2" PEX x 1" PEX x 1" PEX	1
Q4752575	ProPEX EP Reducing Tee, 2" PEX x 1½" PEX x ¾" PEX	1
Q4752051	ProPEX EP Reducing Tee, 2" PEX x 1½" PEX x 1" PEX	1
Q4752053	ProPEX EP Reducing Tee, 2" PEX x 1½" PEX x 1¼" PEX	1
Q4752055	ProPEX EP Reducing Tee, 2" PEX x 1½" PEX x 1½" PEX	1
Q4752152	ProPEX EP Reducing Tee, 2" PEX x 1½" PEX x 2" PEX	1
Q4752250	ProPEX EP Reducing Tee, 2" PEX x 2" PEX x ½" PEX	1
Q4752275	ProPEX EP Reducing Tee, 2" PEX x 2" PEX x ¾" PEX	1
Q4752210	ProPEX EP Reducing Tee, 2" PEX x 2" PEX x 1" PEX	1
Q4752213	ProPEX EP Reducing Tee, 2" x 2" x 1¼"	1
Q4752215	ProPEX EP Reducing Tee, 2" PEX x 2" PEX x 1½" PEX	1
Q4752525	ProPEX EP Reducing Tee, 2½" PEX x 2" PEX x 1½" PEX	1
Q4752522	ProPEX EP Reducing Tee, 2½" PEX x 2" PEX x 2" PEX	1
Q4752557	ProPEX EP Reducing Tee, 2½" PEX x 2½" PEX x ¾" PEX	1
Q4752510	ProPEX EP Reducing Tee, 2½" PEX x 2½" PEX x 1" PEX	1
Q4752513	ProPEX EP Reducing Tee, 2½" PEX x 2½" PEX x 1¼" PEX	1
Q4752515	ProPEX EP Reducing Tee, 2½" PEX x 2½" PEX x 1½" PEX	1
Q4752520	ProPEX EP Reducing Tee, 2½" PEX x 2½" PEX x 2" PEX	1
Q4753220	ProPEX EP Reducing Tee, 3" PEX x 2" PEX x 2" PEX	1
Q4753215	ProPEX EP Reducing Tee, 3" PEX x 2½" PEX x 1½" PEX	1
Q4753252	ProPEX EP Reducing Tee, 3" PEX x 2½" PEX x 2" PEX	1
Q4753375	ProPEX EP Reducing Tee, 3" PEX x 3" PEX x ¾" PEX	1
Q4753310	ProPEX EP Reducing Tee, 3" PEX x 3" PEX x 1" PEX	1
Q4753313	ProPEX EP Reducing Tee, 3" PEX x 3" PEX x 1¼" PEX	1
Q4753315	ProPEX EP Reducing Tee, 3" PEX x 3" PEX x 1½" PEX	1
Q4753320	ProPEX EP Reducing Tee, 3" PEX x 3" PEX x 2" PEX	1
Q4753325	ProPEX EP Reducing Tee, 3" PEX x 3" PEX x 2½" PEX	1



# PEX plumbing systems

ProPEX EP plugs permanently or temporarily terminate the end of Uponor PEX tubing.

**Note:** ProPEX tool is required. ProPEX rings sold separately.

Part no.	Part description	Pkg. qty.
Q4350500	ProPEX EP Plug for ½" PEX	25
Q4350750	ProPEX EP Plug for ¾" PEX	25
Q4351000	ProPEX EP Plug for 1" PEX	10
Q4351250	ProPEX EP Plug for 1¼" PEX	1
Q4351500	ProPEX EP Plug for 1½" PEX	1
Q4352000	ProPEX EP Plug for 2" PEX	1

## ProPEX EP plugs



## ProPEX adapters

ProPEX EP swivel closet adapters (with plastic nut) connect ½" Uponor AquaPEX tubing to a water closet.

**Note:** ProPEX tool is required. ProPEX rings sold separately.

Part no.	Part description	Pkg. qty.
Q4340500	ProPEX EP Swivel Closet Adapter, ½" PEX x ⅞" Ballcock	25

## ProPEX EP swivel closet adapters




ProPEX EP and LF brass swivel faucet adapters connect ½" Uponor AquaPEX tubing to male NPSM faucet connections.

**Note:** ProPEX tool is required. ProPEX rings sold separately.

Part no.	Part description	Pkg. qty.
Q4360500	ProPEX EP Swivel Faucet Adapter, ½" PEX x ½" NPSM	25

## ProPEX swivel faucet adapters



 **Discontinued item;** available while quantities last. Please contact Uponor Customer Service at 888.594.7726 for availability. All sales are final. See the alphanumeric on **pages 137-163** for a listing of alternative part numbers.

# PEX plumbing systems

## ProPEX LF brass to polyethylene (PE) couplings



ProPEX LF brass to polyethylene (PE) couplings transition black PE tubing (per ASTM D2737) to Uponor AquaPEX tubing. Product does not include hose clamps for the PE side of the coupling.

**Note:** ProPEX tool is required. ProPEX rings sold separately.

Part no.	Part description	Pkg. qty.
LF4591010	ProPEX LF Brass to PE Coupling, 1" PEX x 1" PE	10

## ProPEX LF brass to polybutylene (PB) couplings



ProPEX LF brass to polybutylene (PB) couplings transition PB tubing to Uponor AquaPEX tubing. Product does not include the crimp ring for the PB side of the coupling.

**Note:** ProPEX tool is required. ProPEX rings sold separately.

Part no.	Part description	Pkg. qty.
LF4585050	ProPEX LF Brass to PB Coupling, 1/2" PEX x 1/2" PB	25
LF4587575	ProPEX LF Brass to PB Coupling, 3/4" PEX x 3/4" PB	25

## ProPEX LF brass CTS groove fitting adapters



ProPEX LF brass copper tube size (CTS) groove fitting adapters provide a direct connection to groove connections designed to meet CSA B242-05. These fittings are CTS on the groove connection side.

**Note:** ProPEX tool is required. ProPEX rings sold separately.

Part no.	Part description	Pkg. qty.
LFV2962020	ProPEX LF Groove Fitting Adapter, 2" PEX LF Brass x 2" CTS Groove	1
LFV2962025	ProPEX LF Groove Fitting Adapter, 2" PEX LF Brass x 2 1/2" CTS Groove	1
LFV2962525	ProPEX LF Groove Fitting Adapter, 2 1/2" PEX LF Brass x 2 1/2" CTS Groove	1
LFV2963030	ProPEX LF Groove Fitting Adapter, 3" PEX LF Brass x 3" CTS Groove	1

## ProPEX LF brass IPS groove fitting adapters



ProPEX LF brass iron pipe size (IPS) groove fitting adapters provide a direct connection to groove connections designed to meet CSA B242-05. These fittings are IPS on the groove connection side.

**Note:** ProPEX tool is required. ProPEX rings sold separately.

Part no.	Part description	Pkg. qty.
LFV2972020	ProPEX LF Groove Fitting Adapter, 2" PEX LF Brass x 2" IPS Groove	1
LFV2972025	ProPEX LF Groove Fitting Adapter, 2" PEX LF Brass x 2 1/2" IPS Groove	1
LFV2972520	ProPEX LF Groove Fitting Adapter, 2 1/2" PEX LF Brass x 2" IPS Groove	1
LFV2972525	ProPEX LF Groove Fitting Adapter, 2 1/2" PEX LF Brass x 2 1/2" IPS Groove	1
LFV2972530	ProPEX LF Groove Fitting Adapter, 2 1/2" PEX LF Brass x 3" IPS Groove	1
LFV2973025	ProPEX LF Groove Fitting Adapter, 3" PEX LF Brass x 2 1/2" IPS Groove	1
LFV2973030	ProPEX LF Groove Fitting Adapter, 3" PEX LF Brass x 3" IPS Groove	1


# PEX plumbing systems

ProPEX LF brass male threaded adapters connect Uponor AquaPEX tubing to male NPT threads and are intended as transition fittings from metal to PEX.

**Note:** ProPEX tool is required. ProPEX rings sold separately.

Part no.	Part description	Pkg. qty.
LF4523850	ProPEX LF Brass Male Threaded Adapter, 3/8" PEX x 1/2" NPT	25
LF4525050	ProPEX LF Brass Male Threaded Adapter, 1/2" PEX x 1/2" NPT	25
LF4525075	ProPEX LF Brass Male Threaded Adapter, 1/2" PEX x 3/4" NPT	25
LF4527575	ProPEX LF Brass Male Threaded Adapter, 3/4" PEX x 3/4" NPT	25
LF4527510	ProPEX LF Brass Male Threaded Adapter, 3/4" PEX x 1" NPT	10
LF4521075	ProPEX LF Brass Male Threaded Adapter, 1" PEX x 3/4" NPT	10
LF4521010	ProPEX LF Brass Male Threaded Adapter, 1" PEX x 1" NPT	10
LF4521313	ProPEX LF Brass Male Threaded Adapter, 1 1/4" PEX x 1 1/4" NPT	1
LF4521515	ProPEX LF Brass Male Threaded Adapter, 1 1/2" PEX x 1 1/2" NPT	1
LF4522020	ProPEX LF Brass Male Threaded Adapter, 2" PEX x 2" NPT	1
LF4522525	ProPEX LF Brass Male Threaded Adapter, 2 1/2" PEX x 2 1/2" NPT	1
LF4523030	ProPEX LF Brass Male Threaded Adapter, 3" PEX x 3" NPT	1

**ProPEX LF brass male threaded adapters**



ProPEX stainless-steel male threaded adapters transition Uponor AquaPEX tubing to reverse-osmosis units. Due to the aggressive nature of conditioned water produced by reverse osmosis, de-ionization and distillation, ProPEX stainless-steel fittings are manufactured from 316 stainless steel, and fully comply with CSA B137.5.

**Note:** ProPEX tool is required. ProPEX rings sold separately.

Part no.	Part description	Pkg. qty.
Q8525050	ProPEX Stainless-steel Male Threaded Adapter, 1/2" PEX x 1/2" NPT	25
Q8527575	ProPEX Stainless-steel Male Threaded Adapter, 3/4" PEX x 3/4" NPT	25
Q8521010	ProPEX Stainless-steel Male Threaded Adapter, 1" PEX x 1" NPT	10

**ProPEX stainless-steel male threaded adapters**



ProPEX LF brass female threaded adapters connect Uponor PEX tubing to female NPT threads and are intended as transition fittings from metal to PEX.

**Note:** ProPEX tool is required. ProPEX rings sold separately.

Part no.	Part description	Pkg. qty.
LF4575050	ProPEX LF Brass Female Threaded Adapter, 1/2" PEX x 1/2" NPT	25
LF4575075	ProPEX LF Brass Female Threaded Adapter, 1/2" PEX x 3/4" NPT	25
LF4577575	ProPEX LF Brass Female Threaded Adapter, 3/4" PEX x 3/4" NPT	25
LF4577510	ProPEX LF Brass Female Threaded Adapter, 3/4" PEX x 1" NPT	10
LF4571010	ProPEX LF Brass Female Threaded Adapter, 1" PEX x 1" NPT	10
LF4571313	ProPEX LF Brass Female Threaded Adapter, 1 1/4" PEX x 1 1/4" NPT	1
LF4571515	ProPEX LF Brass Female Threaded Adapter, 1 1/2" PEX x 1 1/2" NPT	1
LF4572020	ProPEX LF Brass Female Threaded Adapter, 2" PEX x 2" NPT	1

**ProPEX LF brass female threaded adapters**



# PEX plumbing systems

## ProPEX LF brass sweat adapters



ProPEX LF brass sweat adapters transition Uponor AquaPEX tubing to copper pipe.

**Note:** ProPEX tool is required. ProPEX rings sold separately.

**Note:** Do not press these adapters. For copper press applications, see **pages 27-28** for ProPEX LF brass copper press adapters.

Part no.	Part description	Pkg. qty.
LF4513850	ProPEX LF Brass Sweat Adapter, 3/8" PEX x 1/2" Copper	25
LF4515050	ProPEX LF Brass Sweat Adapter, 1/2" PEX x 1/2" Copper	25
LF4515075	ProPEX LF Brass Sweat Adapter, 1/2" PEX x 3/4" Copper	25
LF4517550	ProPEX LF Brass Sweat Adapter, 3/4" PEX x 1/2" Copper	25
LF4517575	ProPEX LF Brass Sweat Adapter, 3/4" PEX x 3/4" Copper	25
LF4517510	ProPEX LF Brass Sweat Adapter, 3/4" PEX x 1" Copper	10
LF4511010	ProPEX LF Brass Sweat Adapter, 1" PEX x 1" Copper	10
LF4511313	ProPEX LF Brass Sweat Adapter, 1 1/4" PEX x 1 1/4" Copper	1
LF4511515	ProPEX LF Brass Sweat Adapter, 1 1/2" PEX x 1 1/2" Copper	1
LF4512020	ProPEX LF Brass Sweat Adapter, 2" PEX x 2" Copper	1
LF4512525	ProPEX LF Brass Sweat Adapter, 2 1/2" PEX x 2 1/2" Copper	1
LF4513030	ProPEX LF Brass Sweat Adapter, 3" PEX x 3" Copper	1

## ProPEX LF brass sweat fitting adapters



ProPEX LF brass sweat fitting adapters transition Uponor PEX tubing to copper fittings. These fittings are not intended to be used as a direct copper press to ProPEX adapter.

**Note:** ProPEX tool is required. ProPEX rings sold separately.

**Note:** Do not press these adapters. For copper press applications, see **page 27-28** for ProPEX LF brass copper press adapters.

Part no.	Part description	Pkg. qty.
LF4505050	ProPEX LF Brass Sweat Fitting Adapter, 1/2" PEX x 1/2" Copper	25
LF4505075	ProPEX LF Brass Sweat Fitting Adapter, 1/2" PEX x 3/4" Copper	25
LF4507550	ProPEX LF Brass Sweat Fitting Adapter, 3/4" PEX x 1/2" Copper	25
LF4507575	ProPEX LF Brass Sweat Fitting Adapter, 3/4" PEX x 3/4" Copper	25
LF4507510	ProPEX LF Brass Sweat Fitting Adapter, 3/4" PEX x 1" Copper	10
LF4501010	ProPEX LF Brass Sweat Fitting Adapter, 1" PEX x 1" Copper	10
LF4501313	ProPEX LF Brass Sweat Fitting Adapter, 1 1/4" PEX x 1 1/4" Copper	1
LF4501515	ProPEX LF Brass Sweat Fitting Adapter, 1 1/2" PEX x 1 1/2" Copper	1
LF4502020	ProPEX LF Brass Sweat Fitting Adapter, 2" PEX x 2" Copper	1

# PEX plumbing systems

ProPEX LF brass elbow adapters with male iron pipe (MIP) make 90-degree connections for 1/2" Uponor AquaPEX tubing to 1/2" male NPT thread. ProPEX LF brass elbow adapters with male sweat make 90-degree connections for 1/2" Uponor AquaPEX tubing to 1/2" female sweat.

**Note:** ProPEX tool is required. ProPEX rings sold separately.

Part no.	Part description	Pkg. qty.
LF4125050	ProPEX LF Brass Elbow Adapter, 1/2" PEX x 1/2" MIP	25
LF4730500	ProPEX LF Brass Elbow Adapter, 1/2" PEX x 1/2" Male CU	10

## ProPEX LF brass elbow adapters



ProPEX LF brass drop ear elbow adapters provide rigid, 90-degree connections for 1/2" to 1" Uponor AquaPEX tubing.

**Note:** ProPEX tool is required. ProPEX rings sold separately.

Part no.	Part description	Pkg. qty.
LF4235038	ProPEX LF Brass Drop Ear Elbow Adapter, 1/2" PEX x 3/8" FIP	25
LF4235050	ProPEX LF Brass Drop Ear Elbow Adapter, 1/2" PEX x 1/2" FIP	25
LF4237575	ProPEX LF Brass Drop Ear Elbow Adapter, 3/4" PEX x 3/4" FIP	4
LF4231010	ProPEX LF Brass Drop Ear Elbow Adapter, 1" PEX x 1" FIP	4

## ProPEX LF brass drop ear elbow adapters



ProPEX LF brass copper press adapters transition Uponor PEX tubing to copper pipe.

**Note:** ProPEX tool and copper press tool are required. ProPEX rings sold separately.

Part no.	Part description	Pkg. qty.
LFP4515050	ProPEX LF Brass Copper Press Adapter, 1/2" PEX x 1/2" Copper	25
LFP4517575	ProPEX LF Brass Copper Press Adapter, 3/4" PEX x 3/4" Copper	25
LFP4511010	ProPEX LF Brass Copper Press Adapter, 1" PEX x 1" Copper	10
LFP4511313	ProPEX LF Brass Copper Press Adapter, 1 1/4" PEX x 1 1/4" Copper	1
LFP4511515	ProPEX LF Brass Copper Press Adapter, 1 1/2" PEX x 1 1/2" Copper	1
LFP4512020	ProPEX LF Brass Copper Press Adapter, 2" PEX x 2" Copper	1
LFP4512525	ProPEX LF Brass Copper Press Adapter, 2 1/2" PEX x 2 1/2" Copper	1
LFP4513030	ProPEX LF Brass Copper Press Adapter, 3" PEX x 3" Copper	1

## ProPEX LF brass copper press adapters



# PEX plumbing systems

## ProPEX LF brass copper press fitting adapters



ProPEX LF brass copper press fitting adapters connect Uponor PEX to copper press piping systems. For use with ASTM B88 Type K, L or M copper pipe and ASME B16.51 copper press fittings.

**Note:** ProPEX tool and copper press tool are required. ProPEX rings sold separately.

Part no.	Part description	Pkg. qty.
LFP4505050	ProPEX LF Brass Copper Press Fitting Adapter, 1/2" PEX x 1/2" Copper	25
LFP4507575	ProPEX LF Brass Copper Press Fitting Adapter, 3/4" PEX x 3/4" Copper	25
LFP4501010	ProPEX LF Brass Copper Press Fitting Adapter, 1" PEX x 1" Copper	10
LFP4501313	ProPEX LF Brass Copper Press Fitting Adapter, 1 1/4" PEX x 1 1/4" Copper	1
LFP4501515	ProPEX LF Brass Copper Press Fitting Adapter, 1 1/2" PEX x 1 1/2" Copper	1
LFP4502020	ProPEX LF Brass Copper Press Fitting Adapter, 2" PEX x 2" Copper	1
LFP4502525	ProPEX LF Brass Copper Press Fitting Adapter, 2 1/2" PEX x 2 1/2" Copper	1
LFP4503030	ProPEX LF Brass Copper Press Fitting Adapter, 3" PEX x 3" Copper	1

## ProPEX LF brass water heater adapters



The Uponor ProPEX® Water Heater Adapter (stainless steel) connects 3/4" PEX to water heater.

**Note:** ProPEX tool is required. ProPEX rings sold separately.

Part no.	Part description	Pkg. qty.
LF2957575	ProPEX LF Water Heater Adapter, 3/4" PEX LF Brass x 3/4" FIP x 18"	20

## ProPEX LF brass CPVC spigot adapters



ProPEX LF brass CPVC spigot adapters transition Uponor PEX tubing to CPVC (CTS) fittings. Follow all CPVC manufacturer's instructions for proper CPVC connections.

**Note:** ProPEX tool is required. ProPEX rings sold separately.

Part no.	Part description	Pkg. qty.
CP4501313	ProPEX LF Brass x CPVC Spigot Adapter, 1/4" PEX x 1/4" CPVC (CTS)	1
CP4501515	ProPEX LF Brass x CPVC Spigot Adapter, 1/2" PEX x 1/2" CPVC (CTS)	1
CP4502020	ProPEX LF Brass x CPVC Spigot Adapter, 2" PEX x 2" CPVC (CTS)	1

## ProPEX LF brass CPVC socket adapters



ProPEX LF brass CPVC socket adapters transition Uponor PEX tubing to CPVC (CTS) pipe. Follow all CPVC manufacturer's instructions for proper CPVC connections.

**Note:** ProPEX tool is required. ProPEX rings sold separately.

Part no.	Part description	Pkg. qty.
CP4511313	ProPEX LF Brass x CPVC Socket Adapter, 1/4" PEX x 1/4" CPVC (CTS)	1
CP4511515	ProPEX LF Brass x CPVC Socket Adapter, 1/2" PEX x 1/2" CPVC (CTS)	1
CP4512020	ProPEX LF Brass x CPVC Socket Adapter, 2" PEX x 2" CPVC (CTS)	1

# PEX plumbing systems

ProPEX LF brass CPVC spigot adapter kits transition from either copper tube size (CTS) or iron pipe size (IPS) CPVC to Uponor PEX piping systems.

Part no.	Part description	Pkg. qty.
CP4501300	ProPEX LF Brass x CPVC Spigot Adapter Kit, 1/4" PEX x 1/4" CPVC (IPS or CTS)	1
CP4501500	ProPEX LF Brass x CPVC Spigot Adapter Kit, 1/2" PEX x 1/2" CPVC (IPS or CTS)	1
CP4502000	ProPEX LF Brass x CPVC Spigot Adapter Kit, 2" PEX x 2" CPVC (IPS or CTS)	1

## ProPEX LF brass CPVC spigot adapter kits



ProPEX LF brass flange adapter kits are available for 2 1/2" and 3" PEX pipe sizes. The kit includes a ProPEX adapter, a flange adapter and four nuts and bolts. The flanges carry a 150-lb. rating.

**Note:** ProPEX tool is required. ProPEX rings sold separately.

Part no.	Part description
LF2982525	ProPEX LF Brass Flange Adapter Kit, 2 1/2" PEX (150 lb.)
LF2983030	ProPEX LF Brass Flange Adapter Kit, 3" PEX (150 lb.)

## ProPEX LF brass flange adapter kits




## Valves and accessories

ProPEX Brass Ball Valve features an in-line, quarter-turn shut off valve for 1/2" or 3/4" PEX. Drain Port included on the downstream side of the valve.

**Note:** ProPEX Tool is required. ProPEX Rings sold separately.

Part no.	Part description	Pkg. qty.
LF4815055	ProPEX LF Brass Stop and Drain Ball Valve, (0.44" bore) 1/2" PEX	10
LF4817580	ProPEX LF Brass Stop and Drain Ball Valve, (0.44" bore) 3/4" PEX	10

## Drain Valves



Use angle stop valves for point-of-use shutoff at the fixture.

Part no.	Part description	Pkg. qty.
LF4855038	ProPEX LF Brass Angle Stop Valve, 1/2" PEX	10

## ProPEX LF brass angle stop valves



Use straight stop valves for point-of-use shutoff at the fixture.

Part no.	Part description	Pkg. qty.
LF4865038	ProPEX LF Brass Straight Stop Valve, 1/2" PEX	10
LF4975038	ProPEX LF Brass Connector, 1/2" PEX x 3/8" O.D. (straight adapter)	25

## ProPEX LF brass straight stop valves



# PEX plumbing systems

## LF brass compression stop valves



LF brass compression (quarter-turn) stop valves are chrome-plated and available in angle or straight configurations. Stop valves are used for point-of-use shutoff at the fixture. Both styles connect ½" Uponor AquaPEX tubing to ⅜" outside diameter (O.D.) risers.

**Note:** Includes compression inserts and rings for the ½" PEX connections.

Part no.	Part description	Pkg. qty.
LF4410500	LF Brass Compression Angle Stop Valve for ½" PEX	10
LF4420500	LF Brass Compression Straight Stop Valve for ½" PEX	10
F5400500	½" Insert (stainless steel)	10
F4440500	½" Compression Ring (brass)	10

## ProPEX LF brass ball valves



Uponor ProPEX LF brass valves for residential applications consist of ½" ProPEX chrome-plated, full port, point-of-use stop valves, ice maker valves and in-line (drain and non-drain) ProPEX x ProPEX, ProPEX x sweat and ProPEX x MPT ball valves ½" to ¾". Uponor also offers LF brass commercial ball valves in sizes ½" to 2", full port with optional stem extensions.

Part no.	Part description	Pkg. qty.
LF4815050	ProPEX LF Brass Ball Valve, ½" PEX x ½" PEX	10
LF4817575	ProPEX LF Brass Ball Valve, ¾" PEX x ¾" PEX	10

## ProPEX LF brass commercial ball valves



ProPEX LF brass commercial ball valves (full port) are designed and dimensioned to deliver all the benefits of the ProPEX connection that you have grown to expect from an Uponor system. These valves are acceptable for use in a system containing no more than 50% propylene glycol. Stem extension kits are available for insulated piping applications (accommodates up to 2" of insulation).

**Note:** ProPEX tool is required. ProPEX rings sold separately.

Part no.	Part description	Pkg. qty.
LFC4825050	ProPEX LF Brass Commercial Ball Valve (full port), ½" PEX x ½" PEX	10
LFC4827575	ProPEX LF Brass Commercial Ball Valve (full port), ¾" PEX x ¾" PEX	10
LFC4821010	ProPEX LF Brass Commercial Ball Valve (full port), 1" PEX x 1" PEX	1
LFC4821313	ProPEX LF Brass Commercial Ball Valve (full port), 1¼" PEX x 1¼" PEX	1
LFC4821515	ProPEX LF Brass Commercial Ball Valve (full port), 1½" PEX x 1½" PEX	1
LFC4822020	ProPEX LF Brass Commercial Ball Valve (full port), 2" PEX x 2" PEX	1
F5630001	2⅜" Stem Extension Kit for ½" and ¾" Valves	1
F5630002	2⅝" Stem Extension Kit for 1" and 1¼" Valves	1
F5630003	2⅞" Stem Extension Kit for 1½" and 2" Valves	1



# PEX plumbing systems

ProPEX to MIP LF brass (quarter-turn) ball valves feature a shutoff valve between ½" Uponor AquaPEX and ½" MIP. This valve is not compatible with applications using glycol.

**Note:** ProPEX tool is required. ProPEX rings sold separately.

Part no.	Part description	Pkg. qty.
LF4795050	ProPEX LF Brass Ball Valve, ½" PEX x ½" MIP	10

## ProPEX to MIP LF brass ball valves



ProPEX brass to copper (quarter-turn) ball valves feature a shutoff valve for ½" and ¾" Uponor AquaPEX tubing to ½" and ¾" copper pipe. These valves are not compatible with applications using glycol.

**Note:** ProPEX tool is required. ProPEX rings sold separately.

Part no.	Part description	Pkg. qty.
LF4805050	ProPEX LF Brass Ball Valve, ½" PEX x ½" Copper Adapter	10
LF4807575	ProPEX LF Brass Ball Valve, ¾" PEX x ¾" Copper Adapter	10

## ProPEX LF brass to copper ball valves



ProPEX LF brass ice maker tees feature a valve with quarter-turn shutoff capability and connect ½" PEX to ¼" O.D. compression. ProPEX LF brass ice maker valves connect ½" PEX to ¼" O.D. compression with quarter-turn shutoff capability.

**Note:** ProPEX tool is required. ProPEX rings sold separately.

Part no.	Part description	Pkg. qty.
LF4455050	ProPEX LF Brass In-line Ice Maker Tee, ½" PEX x ½" PEX x ¼" O.D. compression	10
LF4785025	ProPEX LF Brass Ice Maker Valve, ½" PEX x ¼" O.D. (angle)	10
LF4786025	ProPEX LF Brass Ice Maker Valve, ½" PEX x ¼" O.D. (straight)	10

## ProPEX LF brass ice maker tees and valves



# PEX plumbing systems

## ProPEX escutcheons

ProPEX escutcheons with flaired sleeve provide an attractive cover for 1/2" Uponor AquaPEX tubing and ProPEX connections as they exit the wall. Available in white or chrome-plated.



Part no.	Part description	Pkg. qty.
F5650500	ProPEX Escutcheon for 1/2" PEX (1 1/16" O.D.), chrome-plated	25
F5670500	ProPEX Escutcheon for 1/2" PEX (1 1/16" O.D.), white	25

## Chrome finishing sleeves

Chrome finishing sleeves slide over 1/2" Uponor AquaPEX tubing connected to point-of-use valves to provide protection and improve appearance.



Part no.	Part description	Pkg. qty.
F5600500	Chrome Finishing Sleeve for 1/2" PEX (1 1/16" O.D.)	25

## Water service

Targeted for commercial multifamily sub-metering as well as residential whole-home metering, Uponor's ProPEX water service offering is designed for direct connection to water meters sized  $\frac{5}{8}$ " to 1".

ProPEX EP water meter fittings provide a straight or 90-degree connection to water meters for  $\frac{3}{4}$ " and 1" Uponor AquaPEX tubing. They are sold as a kit containing the fitting along with a gasket and two swivel nuts (EP nuts for plastic meters and metal nuts for metal meters).

Part no.	Part description	Pkg. qty.
WS4360750	ProPEX EP Straight Water Meter Fitting, $\frac{3}{4}$ " PEX x 1" NPSM	1
WS4361000	ProPEX EP Straight Water Meter Fitting, 1" PEX x 1 $\frac{1}{4}$ " NPSM	1
WS4360751	ProPEX EP Elbow Water Meter Fitting, $\frac{3}{4}$ " PEX x 1" NPSM	1
WS4361001	ProPEX EP Elbow Water Meter Fitting, 1" PEX x 1 $\frac{1}{4}$ " NPSM	1

**ProPEX EP water meter fittings**



ProPEX LF brass water meter valves provide a straight or 90-degree connection to water meters for  $\frac{3}{4}$ " and 1" Uponor AquaPEX tubing. They are sold as a kit containing the valve along with a gasket and two swivel nuts (EP nuts for plastic meters and metal nuts for metal meters).

Part no.	Part description	Pkg. qty.
WS4820750	ProPEX LF Brass Straight Water Meter Valve, $\frac{3}{4}$ " PEX x 1" NPSM	1
WS4821000	ProPEX LF Brass Straight Water Meter Valve, 1" PEX x 1 $\frac{1}{4}$ " NPSM	1
WS4820751	ProPEX LF Brass Elbow Water Meter Valve, $\frac{3}{4}$ " PEX x 1" NPSM	1
WS4821001	ProPEX LF Brass Elbow Water Meter Valve, 1" PEX x 1 $\frac{1}{4}$ " NPSM	1

**ProPEX LF brass water meter valves**



Part no.	Part description	Pkg. qty.
A5750001	Mounting Bracket for $\frac{5}{8}$ " to 1" Water Meters	1

**Mounting brackets for  $\frac{5}{8}$ " to 1" water meters**



## Ells and boxes

ProPEX LF copper tub ells provide a 90-degree transition from tub and shower valve to Uponor AquaPEX tubing.

**Note:** ProPEX tool is required. ProPEX rings sold separately.

Part no.	Part description	Pkg. qty.
LF2875050	ProPEX LF Copper Tub Ell, $\frac{1}{2}$ " PEX LF Brass x $\frac{1}{2}$ " Copper (3" x 6")	25
LF2885050	ProPEX LF Copper Tub Ell, $\frac{1}{2}$ " PEX LF Brass x $\frac{1}{2}$ " Copper (3" x 4")	25

**ProPEX LF copper tub ells**



# PEX plumbing systems

## ProPEX LF copper stub ells



ProPEX copper stub ells provide a 90-degree transition from Uponor AquaPEX tubing to copper or 1/2" compression valves.

**Note:** ProPEX tool is required. ProPEX rings sold separately.

Part no.	Part description	Pkg. qty.
LF2865050	ProPEX LF Copper Stub Ell, 1/2" PEX LF Brass x 1/2" Copper (3 1/2" x 8")	25
LF2855050	ProPEX LF Copper Stub Ell, 1/2" PEX LF Brass x 1/2" Copper (13" x 8")	25
LF2895050	ProPEX LF Copper Stub Ell, 1/2" PEX LF Brass x 1/2" Copper (8" x 13")	25
LF2897575	ProPEX LF Copper Stub Ell, 3/4" PEX LF Brass x 3/4" Copper (4" x 8")	25
LF2891010	ProPEX LF Copper Stub Ell, 1" PEX x 1" Copper (13" x 16")	1

## ProPEX LF copper straight stubs



ProPEX LF copper straight stubs provide a straight transition from Uponor AquaPEX tubing to copper.

**Note:** ProPEX tool is required. ProPEX rings sold separately.

Part no.	Part description	Pkg. qty.
LF2935050	ProPEX LF Copper Straight Stub, 1/2" PEX LF Brass x 1/2" Copper (8")	25
LF2945050	ProPEX LF Copper Straight Stub, 1/2" PEX LF Brass x 1/2" Copper (15")	25
LF2962525	ProPEX LF Copper Straight Stub, 2 1/2" PEX LF Brass x 2 1/2" Copper	1
LF2963030	ProPEX LF Copper Straight Stub, 3" PEX LF Brass x 3" Copper	1

## ProPEX LF brass washing machine outlet boxes



ProPEX washing machine outlet boxes come with two 1/2" ProPEX LF brass color-coded hot and cold valves. The versatility of the box allows the installer the freedom to mount the box with the valves either on the top or bottom. The four support brackets make mounting the box quick and easy. The included snap-on cover plate accommodates up to 1" drywall.

**Note:** ProPEX tool is required. ProPEX rings sold separately.

Part no.	Part description	Pkg. qty.
LF5930500	ProPEX Washing Machine Outlet Box, 1/2" LF Brass Valves	12

# PEX plumbing systems

ProPEX ice maker outlet boxes come with one ½" ProPEX LF brass valve. The valve has a ¼" O.D. compression connection for connecting to standard ice maker tubing. The two support brackets make mounting the box quick and easy. The included snap-on cover plate accommodates up to 1" drywall.

**Note:** ProPEX tool is required. ProPEX rings sold separately.

Part no.	Part description	Pkg. qty.
LF5955025	ProPEX Ice Maker Box with Support Brackets, ½" LF Brass Valve	12
F5400250	¼" Insert (stainless steel)	10

**ProPEX LF brass ice maker boxes**



## Copper manifolds

ProPEX 1" copper branch manifolds feature ½" ProPEX LF brass outlets brazed to the manifold trunk. Sweat manifolds together to create the desired number of outlets. Do not exceed acceptable flow rates for 1" nominal copper.

**Note:** ProPEX tool is required. ProPEX rings sold separately.

Part no.	Part description	Pkg. qty.
LF2801050	ProPEX 1" Copper Branch Manifold with ½" ProPEX LF brass outlets, 4 outlets	1
LF2811050	ProPEX 1" Copper Branch Manifold with ½" ProPEX LF brass outlets, 6 outlets	1
LF2821050	ProPEX 1" Copper Branch Manifold with ½" ProPEX LF brass outlets, 8 outlets	1
LF2831050	ProPEX 1" Copper Branch Manifold with ½" ProPEX LF brass outlets, 10 outlets	1
LF2841050	ProPEX 1" Copper Branch Manifold with ½" ProPEX LF brass outlets, 12 outlets	1

**ProPEX 1" (type L) copper branch manifolds**



# PEX plumbing systems

---

## ***Tools and accessories***

Refer to the following pages for a full listing of tools and accessories.

- Tube uncoilers: **page 123**
- Tube cutters: **page 124**
- ProPEX tools and accessories: **pages 125-126**
- Other tools: **page 126**
- Tubing supports: **pages 127-128**
- Fasteners, fastener tools and protectors: **pages 129-132**



## Southwest Homes and Assisted Living

Swift Current, SK

### Project highlights

- Retrofit installation
- Features Uponor AquaSAFE plumbing and fire sprinkler system
- Recessed sprinklers with cover plates to seamlessly blend in with the ceiling

### Project data

- 1" Uponor AquaPEX for plumbing and fire sprinklers
- Reliable® sprinklers

To learn more about this case study, visit [uponorpro.com/casestudies](http://uponorpro.com/casestudies).

# Residential fire sprinkler systems

# Residential fire sprinkler systems

## Uponor AquaPEX tubing

Uponor AquaPEX white tubing is approved for use in AquaSAFE residential fire safety systems.

Uponor AquaPEX tubing is manufactured and listed to ASTM F876 and F877 and CSA B137.5, certified to NSF Standards 14 and 61 and listed by the Hydrostatic Stress Board of PPI at 200°F (93.3°C) at 80psi, 180°F (82.2°C) at 100psi and 73.4°F (23°C) at 160psi. Uponor AquaPEX tubing (shown below) is also listed to UL 1821 and ULC/ORD-C199P and carries an additional rating of 120°F (48.9°C) at 130psi.

Uponor AquaPEX white tubing is marked with the PEX 5106 designation as required by the most recent edition of ASTM F876-15a, indicating it exceeds ASTM F876 chlorine-resistance requirements for continuous-recirculation systems operating up to 140°F (60°C) while also affording a one-month UV-resistance level. Additionally, ¾", 1" and 1¼" tubing is listed to UL 1821 and ULC/ORD-C199P for use in residential fire sprinkler systems.

### Uponor AquaPEX white coils



Uponor AquaPEX white tubing is approved for use in AquaSAFE residential fire safety systems. Uponor AquaPEX tubing is manufactured and listed to ASTM F876 and F877 and CSA B137.5, certified to NSF Standards 14 and 61 and listed by the Hydrostatic Stress Board of PPI at 200°F (93.3°C) at 80psi, 180°F (82.2°C) at 100psi and 73.4°F (23°C) at 160psi. Uponor AquaPEX tubing (shown below) is also listed to UL 1821 and ULC/ORD-C199P and carries an additional rating of 120°F (48.9°C) at 130psi. Uponor AquaPEX white tubing is marked with the PEX 5106 designation as required by ASTM F876, indicating it exceeds ASTM F876 chlorine-resistance requirements for continuous-recirculation systems operating up to 140°F (60°C) while also affording a one-month UV-resistance level.

Part no.	Part description	Coils/pallet
F1040750	¾" Uponor AquaPEX White, 100-ft. coil	22
F1060750	¾" Uponor AquaPEX White, 300-ft. coil	9
F1100750	¾" Uponor AquaPEX White, 500-ft. coil	8
F1041000	1" Uponor AquaPEX White, 100-ft. coil	12
F1061000	1" Uponor AquaPEX White, 300-ft. coil	5
F1101000	1" Uponor AquaPEX White, 500-ft. coil	6
F1061250	1¼" Uponor AquaPEX White, 100-ft. coil	7
F1021250	1¼" Uponor AquaPEX White, 300-ft. coil	2

### Uponor AquaPEX white straight lengths



Part no.	Part description	Bags/bulk bag
F1930750	¾" Uponor AquaPEX White, 20-ft. straight length, 300 ft. (15 per bundle)	20
F1921000	1" Uponor AquaPEX White, 20-ft. straight length, 200 ft. (10 per bundle)	15
F1921250	1¼" Uponor AquaPEX White, 20-ft. straight length, 100 ft. (5 per bundle)	20

### ProPEX rings



ProPEX rings are required to make a proper ProPEX connection. The ¾", 1" and 1¼" rings are listed to UL 1821 and ULC/ORD-C199P for use in residential fire sprinkler systems.

Part no.	Part description	Pkg. qty.
Q4690756	ProPEX Ring with Stop, ¾"	50
Q4691000	ProPEX Ring with Stop, 1"	50
Q4691250	ProPEX Ring with Stop, 1¼"	10



# Residential fire sprinkler systems

## Looped sprinkler adapters

ProPEX LF brass fire sprinkler adapters connect residential fire sprinklers to Uponor AquaPEX tubing. Made of lead-free\* brass with ProPEX outlets, the adapter is NSF- and UL-approved for combined plumbing and fire sprinkler systems.

**Note:** Installation requires one Fire Sprinkler Adapter Mounting Bracket (A7750700) and one Push-on Nut (F7000005) for each LF brass fire sprinkler adapter. Mount the bracket using #10 x 1½" screws (F7001500) or equivalent. ProPEX tool is required. ProPEX rings sold separately. Listed to UL 1821 and ULC/ORD-C199P for use in residential fire sprinkler systems.

Part no.	Part description	Pkg. qty.
LF7707575*	ProPEX LF Brass Fire Sprinkler Adapter Tee, ¾" PEX x ¾" PEX x ½" FNPT	5
LF7701010*	ProPEX LF Brass Fire Sprinkler Adapter Tee, 1" PEX x 1" PEX x ½" FNPT	5
LF7711050	ProPEX LF Brass Fire Sprinkler Adapter Elbow, 1" PEX x ½" FNPT	5
LF7717550	ProPEX LF Brass Fire Sprinkler Adapter Elbow, ¾" PEX x ½" FNPT	5
A7750700	Fire Sprinkler Adapter Mounting Bracket, ¾" and 1"	5
F7001500	Screws, #10 x 1½", Pan Head, Full Thread, 100/pkg.	1
F7000005	Fire Sprinkler Adapter Push-on Nut, 25/pkg.	1

\*Per NSF Annex G, lead-free products contain no more than 0.25% weighted average lead content on wetted surfaces.

### ProPEX LF brass fire sprinkler adapters



# Residential fire sprinkler systems

## Residential fire sprinklers

### Concealed sprinklers



Concealed sprinklers thread onto Uponor's fire sprinkler adapter fittings. All sprinklers come complete with a plastic protective cap and cup. Sprinklers are NSF- and UL-approved for combined plumbing and fire sprinkler systems. Sprinklers designated LF are also NSF Annex G compliant

**Note:** Concealed cover plates for LF74970FC sold separately. Concealed cover plates are included with LF74971FW. Do not store sprinkler assemblies where the ambient temperature will exceed 100°F (37.8°C). Special sprinkler wrenches are required to assemble sprinkler and adapter.

Part no.	Part description	K-factor	Pkg. qty.
LF74970FC	LF RC-RES (162F) Flat Concealed Sprinkler	4.9	50
LF74971FW*	LF RC-RES (175F) Flat Concealed Sprinkler with White Cover Plate	4.9	5

\*Use 175°F (79.4°C) sprinklers where the maximum ambient ceiling temperatures are between 101°F (38.3°C) and 150°F (65.6°C).

### Recessed pendent sprinklers



Recessed pendent sprinklers thread onto Uponor's fire sprinkler adapter fittings. Sprinklers are NSF- and UL-approved for combined plumbing and fire sprinkler systems

**Note:** Protective plastic caps, escutcheons and tension collars sold separately. Do not store sprinklers where the ambient temperature will exceed 100°F (37.8°C). Sprinkler wrench required to assemble sprinkler and adapter.

Part no.	Part description	K-factor	Pkg. qty.
LF73000WH	LF Recessed Pendent Sprinkler, 155F, 3.0 K-factor, White	3.0	5
LF73001WH*	LF Recessed Pendent Sprinkler, 175F, 3.0 K-factor, White	3.0	5
LF74900WH	LF Recessed Pendent Sprinkler, 155F, 4.9 K-factor, White	4.9	5
LF74901WH*	LF Recessed Pendent Sprinkler, 175F, 4.9 K-factor, White	4.9	5

\*Use 175°F (79.4°C) sprinklers where the maximum ambient ceiling temperatures are between 101°F (38.3°C) and 150°F (65.6°C).

### Horizontal sidewall sprinklers



Horizontal sidewall sprinklers thread onto Uponor's fire sprinkler adapter fittings. Sprinklers are NSF- and UL-approved for combined plumbing and fire sprinkler systems. Sprinklers designated LF is also NSF Annex G compliant.

**Note:** Protective plastic caps, escutcheons and tension collars sold separately. Do not store sprinklers where the ambient temperature will exceed 100°F (37.8°C). Sprinkler wrench required to assemble sprinkler and adapter.

Part no.	Part description	K-factor	Pkg. qty.
LF74300HW	LF Recessed Horizontal Sidewall Sprinkler, 155F, 4.2 K-factor, White	4.2	5
LF74301HW*	LF Recessed Horizontal Sidewall Sprinkler, 175F, 4.2 K-factor, White	4.2	5
LF74000HS	LF Flat Concealed Horizontal Sidewall Sprinkler, 165F, 4.0 K-factor	4.0	5

\*Use 175°F (79.4°C) sprinklers where the maximum ambient ceiling temperatures are between 101°F (38.3°C) and 150°F (65.6°C).

# Residential fire sprinkler systems


## Sprinkler cabinets

This three-sprinkler cabinet allows installers to leave spare sprinklers in the home.

**Note:** Ensure extra sprinklers of each type used in the home are purchased separately and included in the cabinet.

Part no.	Part description	Pkg. qty.
Q7503000	Sprinkler Cabinet without Sprinklers	1

### Sprinkler cabinets



## Sprinkler accessories

Concealed flat cover plates easily slide onto flat concealed sprinklers for a finished appearance. The flat cover plate completely hides the sprinkler from view. All cover plates detach from the sprinkler assembly when temperatures reach 135°F (57.2°C) to 140°F (60°C).

**Note:** Do not store cover plates in areas where the ambient temperature will exceed 100°F (37.8°C). Cover plates must be used with LF RC-RES concealed sprinklers and LF concealed horizontal sidewall sprinklers.

Concealed flat cover plates easily slide onto flat concealed sprinklers for a finished appearance. The flat cover plate completely hides the sprinkler from view. All cover plates detach from the sprinkler assembly when temperatures reach 135°F (57.2°C) to 140°F (60°C).

**Note:** Do not store cover plates in areas where the ambient temperature will exceed 100°F (37.8°C). Cover plates must be used with LF RC-RES concealed sprinklers and LF concealed horizontal sidewall sprinklers.

Part no.	Part description	Pkg. qty.
Q70640HW*	Concealed Flat Cover Plate for HSW, White, (HSW style only)	5
Q70749WH	Concealed Flat Cover Plate for 162F LF RC-RES Sprinkler, White, 3/4"	50

### Concealed flat cover plates



# Residential fire sprinkler systems

## Recessed escutcheons

Recessed escutcheons provide a finished appearance. They come complete with a tension collar and are available in white.



Part no.	Part description	Pkg. qty.
Q71850LW	Two-piece Recessed Escutcheon for LF Recessed Pendent and LF Recessed HSW, White	5

## Concealed sprinkler wrenches

Concealed sprinkler wrenches quickly and easily allow access to service concealed sprinklers.



Part no.	Part description	Pkg. qty.
Q7500430	Sprinkler Wrench, LF Flat Concealed Horizontal Sidewall	1
Q7500700	Sprinkler Socket for LF RC-RES Sprinklers, LF74970FC and LF74971FW	1

## Recessed sprinkler wrenches

Recessed sprinkler wrenches quickly and easily allow access to service LF recessed pendent and LF recessed horizontal sidewall sprinklers.



Part no.	Part description	Pkg. qty.
Q7500400	Sprinkler Wrench, LF Recessed Pendent	1
Q7500410	Sprinkler Wrench, LF Recessed Horizontal Sidewall	1

# Residential fire sprinkler systems

## ProPEX fittings

ProPEX EP couplings make PEX-to-PEX connections.

**Note:** ProPEX tool is required. ProPEX rings sold separately. Listed to UL 1821 and ULC/ORD-C199P.

Part no.	Part description	Pkg. qty.
Q4775075	ProPEX EP Coupling, 1/2" PEX x 3/4" PEX	25
Q477575	ProPEX EP Coupling, 3/4" PEX x 3/4" PEX	25
Q477510	ProPEX EP Coupling, 3/4" PEX x 1" PEX	25
Q4771010	ProPEX EP Coupling, 1" PEX x 1" PEX	10
Q4771307	ProPEX EP Coupling, 1 1/4" PEX x 3/4" PEX	1
Q4771310	ProPEX EP Coupling, 1 1/4" PEX x 1" PEX	1
Q4771313	ProPEX EP Coupling, 1 1/4" PEX x 1 1/4" PEX	1

## ProPEX couplings



# Residential fire sprinkler systems

## ProPEX elbows



ProPEX EP elbows make tight 90-degree connections for Uponor AquaPEX tubing.

**Note:** ProPEX Tool is required. ProPEX Rings sold separately. Listed to UL 1821 and ULC/ORD-C199P.

Part no.	Part description	Pkg. qty.
Q4760750	ProPEX EP Elbow, 3/4" PEX x 3/4" PEX	25
Q4761000	ProPEX EP Elbow, 1" PEX x 1" PEX	10
Q4761250	ProPEX EP Elbow, 1 1/4" PEX x 1 1/4" PEX	1

## ProPEX tees



ProPEX EP tees make diverting connections for Uponor AquaPEX tubing. Branch size is listed last in the part description.

**Note:** ProPEX Tool is required. ProPEX Rings sold separately. Listed to UL 1821 and ULC/ORD-C199P.

Part no.	Part description	Pkg. qty.
Q4757575	ProPEX EP Tee, 3/4" PEX x 3/4" PEX x 3/4" PEX	25
Q4751010	ProPEX EP Tee, 1" PEX x 1" PEX x 1" PEX	10
Q4751313	ProPEX EP Tee, 1 1/4" PEX x 1 1/4" PEX x 1 1/4" PEX	1

# Residential fire sprinkler systems

ProPEX EP reducing tees make diverting connections for Uponor AquaPEX tubing. Branch size is listed last in the part description.

**Note:** ProPEX tool is required. ProPEX rings sold separately. Listed to UL 1821 and ULC/ORD-C199P.

## ProPEX reducing tees



Part no.	Part description	Pkg. qty.
Q4757557	ProPEX EP Reducing Tee, 3/4" PEX x 1/2" PEX x 3/4" PEX	25
Q4757550	ProPEX EP Reducing Tee, 3/4" PEX x 3/4" PEX x 1/2" PEX	25
Q4757710	ProPEX EP Reducing Tee, 3/4" PEX x 3/4" PEX x 1" PEX	10
Q4751775	ProPEX EP Reducing Tee, 1" PEX x 3/4" PEX x 3/4" PEX	10
Q4751751	ProPEX EP Reducing Tee, 1" PEX x 3/4" PEX x 1" PEX	10
Q4751150	ProPEX EP Reducing Tee, 1" PEX x 1" PEX x 1/2" PEX	10
Q4751175	ProPEX EP Reducing Tee, 1" PEX x 1" PEX x 3/4" PEX	10
Q4751317	ProPEX EP Reducing Tee, 1 1/4" PEX x 1" PEX x 3/4" PEX	1
Q4751311	ProPEX EP Reducing Tee, 1 1/4" PEX x 1" PEX x 1" PEX	1
Q4751350	ProPEX EP Reducing Tee, 1 1/4" PEX x 1 1/4" PEX x 1/2" PEX	1
Q4751337	ProPEX EP Reducing Tee, 1 1/4" PEX x 1 1/4" PEX x 3/4" PEX	1
Q4751331	ProPEX EP Reducing Tee, 1 1/4" PEX x 1 1/4" PEX x 1" PEX	1

# Residential fire sprinkler systems

## ProPEX EP plugs




ProPEX EP plugs permanently or temporarily terminate the end of Uponor PEX tubing.

**Note:** ProPEX Tool is required. ProPEX Rings sold separately. Listed to UL 1821 and ULC/ORD-C199P.

Part no.	Part description	Pkg. qty.
Q4350750	ProPEX EP Plug for 3/4" PEX	25
Q4351000	ProPEX EP Plug for 1" PEX	10
Q4351250	ProPEX EP Plug for 1 1/4" PEX	1

## ProPEX adapters

### ProPEX LF brass male threaded adapters



ProPEX LF brass male threaded adapters connect Uponor AquaPEX tubing to male NPT threads and are intended as transition fittings from metal to PEX.

**Note:** ProPEX tool is required. ProPEX Rings sold separately. Listed to UL 1821 and ULC/ORD-C199P.

Part no.	Part description	Pkg. qty.
LF4527575	ProPEX LF Brass Male Threaded Adapter, 3/4" PEX x 3/4" NPT	25
LF4521010	ProPEX LF Brass Male Threaded Adapter, 1" PEX x 1" NPT	10
LF4521313	ProPEX LF Brass Male Threaded Adapter, 1 1/4" PEX x 1 1/4" NPT	1

### ProPEX LF brass female threaded adapters



ProPEX LF brass female threaded adapters connect Uponor AquaPEX tubing to female NPT threads and are intended as transition fittings from metal to PEX.

**Note:** ProPEX tool is required. ProPEX rings sold separately. Listed to UL 1821 and ULC/ORD-C199P.

Part no.	Part description	Pkg. qty.
LF4577575	ProPEX LF Brass Female Threaded Adapter, 3/4" PEX x 3/4" NPT	25
LF4571010	ProPEX LF Brass Female Threaded Adapter, 1" PEX x 1" NPT	10
LF4571313	ProPEX LF Brass Female Threaded Adapter, 1 1/4" PEX x 1 1/4" NPT	1

### ProPEX LF brass sweat adapters



ProPEX LF brass sweat adapters transition Uponor AquaPEX tubing to copper pipe.

**Note:** ProPEX tool is required. ProPEX rings sold separately. Listed to UL 1821 and ULC/ORD-C199P.

**Note:** Do not press these adapters. For copper press applications, see **pages 27-28** for ProPEX LF brass copper press adapters.

Part no.	Part description	Pkg. qty.
LF4517575	ProPEX LF Brass Sweat Adapter, 3/4" PEX x 3/4" Copper	25
LF4511010	ProPEX LF Brass Sweat Adapter, 1" PEX x 1" Copper	10
LF4511313	ProPEX LF Brass Sweat Adapter, 1 1/4" PEX x 1 1/4" Copper	1



# Residential fire sprinkler systems

## Water service

Targeted for commercial multifamily sub-metering as well as residential whole-home metering, Uponor's ProPEX water service offering is designed for direct connection to water meters sized 5/8" to 1".

ProPEX EP water meter fittings provide a straight or 90-degree connection to water meters for 3/4" and 1" Uponor AquaPEX tubing. They are sold as a kit containing the fitting along with a gasket and two swivel nuts (EP nuts for plastic meters and metal nuts for metal meters). Listed to UL 1821 and ULC/ORD-C199P.

Part no.	Part description	Pkg. qty.
WS4360750	ProPEX EP Straight Water Meter Fitting, 3/4" PEX x 1" NPSM	1
WS4361000	ProPEX EP Straight Water Meter Fitting, 1" PEX x 1 1/4" NPSM	1
WS4360751	ProPEX EP Elbow Water Meter Fitting, 3/4" PEX x 1" NPSM	1
WS4361001	ProPEX EP Elbow Water Meter Fitting, 1" PEX x 1 1/4" NPSM	1

### ProPEX EP water meter fittings



# Residential fire sprinkler systems

---

## ***Tools and accessories***

Refer to the following pages for a full listing of tools and accessories.

- Tube uncoilers: **page 123**
- Tube cutters: **page 124**
- ProPEX tools and accessories: **pages 125-126**
- Other tools: **page 126**
- Tubing supports: **pages 127-128**
- Fasteners, fastener tools and protectors: **pages 129-132**



## Normand Maurice Building

Montreal, QC

### Project highlights

- 169,000 square feet (51,511 square meters)
- Public Works and Government Services Canada Building

### Project data

- Wirsbo hePEX™ pipe
- Uponor radiant heating and cooling system
- Uponor snow and ice melting system

To learn more about this case study, visit [uponorpro.com/casestudies](https://www.uponorpro.com/casestudies).

# Radiant and hydronic piping systems

# Radiant and hydronic piping systems

## Barrier tubing

### Wirsbo hePEX™ coils



Wirsbo hePEX features an oxygen barrier that conforms to DIN 4726 for use in closed-loop hydronic piping and radiant heating and cooling applications. The tubing is rated and listed by the Hydrostatic Stress Board of PPI at 200°F (93.3°C) at 80psi, 180°F (82.2°C) at 100psi and 73.4°F (23°C) at 160psi. It is compatible with Uponor ProPEX and QS-style fittings and is manufactured in full compliance to ASTM F876 and F877. It is also listed to NSF 61 for potable-water applications.

Part no.	Part description	Coils/pallet
A1140313	5/16" Wirsbo hePEX, 100-ft. coil	30
A1180313	5/16" Wirsbo hePEX, 250-ft. coil	40
A1220313	5/16" Wirsbo hePEX, 1,000-ft. coil	12
A1140375	3/8" Wirsbo hePEX, 100-ft. coil	28
A1210375	3/8" Wirsbo hePEX, 400-ft. coil	18
A1220375	3/8" Wirsbo hePEX, 1,000-ft. coil	12
A1140500	1/2" Wirsbo hePEX, 100-ft. coil	22
A1250500	1/2" Wirsbo hePEX, 300-ft. coil	18
A1260500	1/2" Wirsbo hePEX, 500-ft. coil	12
A1220500	1/2" Wirsbo hePEX, 1,000-ft. coil	8
A1140625	5/8" Wirsbo hePEX, 100-ft. coil	15
A1250625	5/8" Wirsbo hePEX, 300-ft. coil	12
A1210625	5/8" Wirsbo hePEX, 400-ft. coil	12
A1220625	5/8" Wirsbo hePEX, 1,000-ft. coil	5
A1140750	3/4" Wirsbo hePEX, 100-ft. coil	22
A1250750	3/4" Wirsbo hePEX, 300-ft. coil	9
A1240750	3/4" Wirsbo hePEX, 500-ft. coil	8
A1220750	3/4" Wirsbo hePEX, 1,000-ft. coil	3
A1141000	1" Wirsbo hePEX, 100-ft. coil	12
A1251000	1" Wirsbo hePEX, 300-ft. coil	5
A1241000	1" Wirsbo hePEX, 500-ft. coil	6
A1141250	1 1/4" Wirsbo hePEX, 100-ft. coil	7
A1251250	1 1/4" Wirsbo hePEX, 300-ft. coil	2
A1141500	1 1/2" Wirsbo hePEX, 100-ft. coil	7
A1251500	1 1/2" Wirsbo hePEX, 300-ft. coil	2
A1142000	2" Wirsbo hePEX, 100-ft. coil	5
A1252000	2" Wirsbo hePEX, 300-ft. coil	2

**Note:** Other non-standard lengths are available on a made-to-order basis. Call Uponor Customer Service at 888.994.7726 for availability and pricing. Wirsbo hePEX 3 1/2" and 4" tubing uses WIPEX™ fittings. See **page 114** for a listing of WIPEX fittings.

# Radiant and hydronic piping systems

Wirsbo hePEX™ features an oxygen barrier that conforms to DIN 4726 for use in closed-loop hydronic piping and radiant heating and cooling applications. The tubing is rated and listed by the Hydrostatic Stress Board of PPI at 200°F (93.3°C) at 80psi, 180°F (82.2°C) at 100psi and 73.4°F (23°C) at 160psi. It is compatible with Uponor ProPEX and QS-style fittings and is manufactured in full compliance to ASTM F876 and F877. It is also listed to NSF 61 for potable-water applications.

## Wirsbo hePEX straight lengths



Part no.	Part description
A1930500	½" Wirsbo hePEX, 20-ft. straight length, 500 ft. (25 per bundle)
A1930625	⅝" Wirsbo hePEX, 20-ft. straight length, 300 ft. (15 per bundle)
A1930750	¾" Wirsbo hePEX, 20-ft. straight length, 300 ft. (15 per bundle)
A1921000	1" Wirsbo hePEX, 20-ft. straight length, 200 ft. (10 per bundle)
A1921250	1¼" Wirsbo hePEX, 20-ft. straight length, 100 ft. (5 per bundle)
A1921500	1½" Wirsbo hePEX, 20-ft. straight length, 100 ft. (5 per bundle)
A1922000	2" Wirsbo hePEX, 20-ft. straight length, 100 ft. (5 per bundle)
A1922500	2½" Wirsbo hePEX 20-ft. straight length, 60 ft.(3 per bundle)
A1923000	3" Wirsbo hePEX 20-ft. straight length, 40 ft.(2 per bundle)

**Note:** Wirsbo hePEX 3½" and 4" tubing uses WIPEX fittings, See **page 114** for a listing of WIPEX fittings.

Uponor's new oxygen-barrier PEX pipe manufactured using a Uponor proprietary technology, providing a competitive alternative to other closed-loop radiant heating tubing products in the market.

Key differentiators include:

- Select diameters and coil lengths
- 25-year limited warranty
- Not for potable-water applications

Uponor helioPEX™ X2 is rated and listed by the Hydrostatic Stress Board of PPI at 200°F (93.3°C) at 80psi, 180°F (82.2°C) at 100psi and 73.4°F (23°C) at 160psi and features an oxygen barrier that conforms to DIN 4726. The tubing is compatible with Uponor ProPEX and QS fittings and is manufactured in full compliance to ASTM F876 (including dimensional requirements for barrier tubing), ASTM F877 and CSA B137.5.

## Uponor helioPEX X2



Part no.	Part description	Coils/pallet
H1250500	½" Uponor helioPEX X2, 300-ft. coil	18
H1240500	½" Uponor helioPEX X2, 500-ft. coil	12
H1220500	½" Uponor helioPEX X2, 1,000-ft. coil	8
H1210625	⅝" Uponor helioPEX X2, 400-ft. coil	12
H1220625	⅝" Uponor helioPEX X2, 1,000-ft. coil	5
H1250750	¾" Uponor helioPEX X2, 300-ft. coil	9
H1240750	¾" Uponor helioPEX X2, 500-ft. coil	8

# Radiant and hydronic piping systems

## Radiant Rollout™ Mats



Radiant Rollout™ Mat provides a fast, efficient and consistent method for installing radiant heating and cooling systems in large commercial areas – reducing installation time, helping projects stay on schedule, providing worker safety by minimizing knee and back strain, and offering dependable commissioning with pre-pressurized tubing and self-balancing circuits.

Note: Because the Radiant Rollout Mat is a custom-made product, contact Uponor Technical Services at [design.ca@uponor.com](mailto:design.ca@uponor.com) or 888.994.7726 for availability, pricing and to request the Radiant Rollout Mat Design Request Form. Lead times for delivery vary from 4 to 8 weeks. Mats ship F.O.B. destination. General terms and conditions apply.

Radiant Rollout Mat options	
Length	Customizable from 40' to 220'
Width	4½' with 9" on-center spacing with or without in-slab manifold 5' with 6" on-center spacing with or without in-slab manifold 6' with 12" on-center spacing with or without in-slab manifold
Tubing	½" Wirsbo hePEX (oxygen barrier) ⅝" Wirsbo hePEX (oxygen barrier)
Fittings	EP fittings (with in-slab, ¾" reverse-return header only)
Pre-pressurization	20psi; pressurized at the factory with in-slab, ¾" reverse-return header
Distribution flow options	In-slab, ¾" reverse-return header. Wall manifold featuring the Uponor TruFLOW™ Classic
Supports	Acetal polymer support braces every 7' and pre-drilled holes for stake and anchor supports

Part no.	Part description	Pkg. qty.
M2306060000	½" Wirsbo hePEX Radiant Rollout Mat (6" o.c.), 5 loop	1
M2309054000	½" Wirsbo hePEX Radiant Rollout Mat (9" o.c.), 3 loop	1
M2312072000	½" Wirsbo hePEX Radiant Rollout Mat (12" o.c.), 3 loop	1
M2406060000	⅝" Wirsbo hePEX Radiant Rollout Mat (6" o.c.), 5 loop	1
M2409054000	⅝" Wirsbo hePEX Radiant Rollout Mat (9" o.c.), 3 loop	1
M2412072000	⅝" Wirsbo hePEX Radiant Rollout Mat (12" o.c.), 3 loop	1

# Radiant and hydronic piping systems

## Non-barrier tubing

Uponor AquaPEX white tubing is suitable for use in hydronic heating applications where the system contains no ferrous corrodible components or where any ferrous components are isolated from the tubing.

Uponor AquaPEX white tubing is manufactured and listed to ASTM F876 and F877 and CSAB137.5, certified to NSF Standards 14 and 61 and listed by the Hydrostatic Stress Board of PPI at 200°F (93.3°C) at 80psi, 180°F (82.2°C) at 100psi and 73.4°F (23°C) at 160psi. Uponor AquaPEX tubing (½", ¾", 1" and 1¼" only) is also listed to UL 1821 and ULC/ORD-C199P and carries an additional rating of 120°F (48.9°C) at 130psi.

Uponor AquaPEX white tubing is marked with the PEX 5106 designation as required by ASTM F876, indicating it exceeds ASTM F876 chlorine-resistance requirements for continuous-recirculation systems operating up to 140°F (60°C) while also affording a one-month UV-resistance level.

Uponor AquaPEX white coils



Part no.	Part description	Coils/pallet
F1040250	¼" Uponor AquaPEX White, 100-ft. coil	50
F1090375	⅜" Uponor AquaPEX White, 400-ft. coil	18
F1120375	⅜" Uponor AquaPEX White, 1,000-ft. coil	12
F1040500	½" Uponor AquaPEX White, 100-ft. coil	22
F1060500	½" Uponor AquaPEX White, 300-ft. coil	18
F1100500	½" Uponor AquaPEX White, 500-ft. coil	12
F1120500	½" Uponor AquaPEX White, 1,000-ft. coil	8
F1060625	⅝" Uponor AquaPEX White, 300-ft. coil	12
F1120625	⅝" Uponor AquaPEX White, 1,000-ft. coil	5
F1040750	¾" Uponor AquaPEX White, 100-ft. coil	22
F1060750	¾" Uponor AquaPEX White, 300-ft. coil	9
F1100750	¾" Uponor AquaPEX White, 500-ft. coil	8
F1041000	1" Uponor AquaPEX White, 100-ft. coil	12
F1061000	1" Uponor AquaPEX White, 300-ft. coil	5
F1101000	1" Uponor AquaPEX White, 500-ft. coil	6
F1061250	1¼" Uponor AquaPEX White, 100-ft. coil	7
F1021250	1¼" Uponor AquaPEX White, 300-ft. coil	2
F1061500	1½" Uponor AquaPEX White, 100-ft. coil	7
F1021500	1½" Uponor AquaPEX White, 300-ft. coil	2
F1062000	2" Uponor AquaPEX White, 100-ft. coil	5
F1052000	2" Uponor AquaPEX White, 200-ft. coil	3
F1022000	2" Uponor AquaPEX White, 300-ft. coil	2
F1062500	2½" Uponor AquaPEX White, 100-ft. coil	1
F1022500	2½" Uponor AquaPEX White, 300-ft. coil	1
F1063000	3" Uponor AquaPEX White, 100-ft. coil	1
F1023000	3" Uponor AquaPEX White, 300-ft. coil	1

# Radiant and hydronic piping systems

## PEX-a pipe supports



Uponor PEX-a pipe supports are made of 23-gauge, galvanized steel and are available in ½", ¾", 1", 1¼", 1½", 2", 2½", 3" and 3½" sizes for suspended commercial plumbing and hydronic piping applications, enabling extended support spacing.

Part no.	Part description	Pkg. qty.
F7040500	½" PEX-a Pipe Support, 9-ft. length	5
F7040750	¾" PEX-a Pipe Support, 9-ft. length	5
F7041000	1" PEX-a Pipe Support, 9-ft. length	5
F7041250	1¼" PEX-a Pipe Support, 9-ft. length	5
F7041500	1½" PEX-a Pipe Support, 9-ft. length	5
F7042000	2" PEX-a Pipe Support, 9-ft. length	5
F7042500	2½" PEX-a Pipe Support, 9-ft. length	5
F7043000	3" PEX-a Pipe Support, 9-ft. length	5
F7043500	3½" PEX-a Pipe Support, 9-ft. length	5
Q7410510	PEX-a Pipe Support Strapping for ½", ¾" and 1" PEX	100
Q7411220	PEX-a Pipe Support Strapping for 1¼", 1½" and 2" PEX	100
Q7412540	PEX-a Pipe Support Strapping for 2½", 3", 3½" PEX	100



# Radiant and hydronic piping systems

## Manifold wall cabinets

The recessed-style manifold wall cabinets feature a removable door-trim package and are adjustable to accommodate stainless-steel, brass or EP manifolds mounted in either a 2x4 or 2x6 stud wall. Mount an Uponor zone control module or wireless zoning base unit inside the cabinet for ease of wiring and protection from exposure or possible damage.

**Note:** When recessing the cabinet in a wall, add ½" to the height and width of the cabinet dimensions (shown in the part description) for easier installation. The adjustable door will cover the additional space surrounding the cabinet.

### Manifold wall cabinets



Part no.	Part description	Pkg. qty.
A2603524	Manifold Wall Cabinet, 35.5" H x 24" W x 3.5" D	1
A2603530	Manifold Wall Cabinet, 35.5" H x 30.5" W x 3.5" D	1
A2603539	Manifold Wall Cabinet, 35.5" H x 39" W x 3.5" D	1

TruFLOW Classic and Jr. with adapter only <sup>1</sup>	A2603524	A2603530	A2603539
2 to 7 loops	X		
8 to 10 loops		X	
11 to 12 loops			X

TruFLOW Classic and Jr. with ball valves <sup>2</sup>	A2603524	A2603530	A2603539
2 to 5 loops	X		
6 to 8 loops		X	
10 to 12 loops			X

1" stainless-steel manifolds <sup>6</sup>	A2603524	A2603530	A2603539
2 to 5 loops	X		
6 to 8 loops		X	
10 to 12 loops			X

1¼" stainless-steel manifolds <sup>6</sup>	A2603524	A2603530	A2603539
2 to 5 loops	X		
6 to 8 loops		X	
10 to 12 loops			X

EP heating manifolds <sup>1, 5, 6</sup>	A2603524 A2603588	A2603530 A2603588	A2603539 A2603588
2 to 6 loops	X		
7 to 10 loops		X	
11 to 12 loops			X

EP heating manifolds with EP elbows or TruFLOW ball valves <sup>3, 4, 5, 6</sup>	A2603524 A2603588	A2603530 A2603588	A2603539 A2603588
2 to 4 loops	X		
5 to 7 loops		X	
8 to 12 loops <sup>5</sup>			X

<sup>1</sup> When adding the adapter, the cabinets are designed to feature 1" of clearance around the entire manifold assembly for the maximum number of loops in each row of the table.

<sup>2</sup> When adding the adapter or ball valves (horizontally), the cabinets are designed to feature 1" of clearance around the entire manifold assembly for the maximum number of loops in each row of the table.

<sup>3</sup> When adding the adapter, EP elbow or ball valves (horizontally), the cabinets are designed to feature 1" of clearance around the entire manifold assembly for the maximum number of loops in each row of the table.

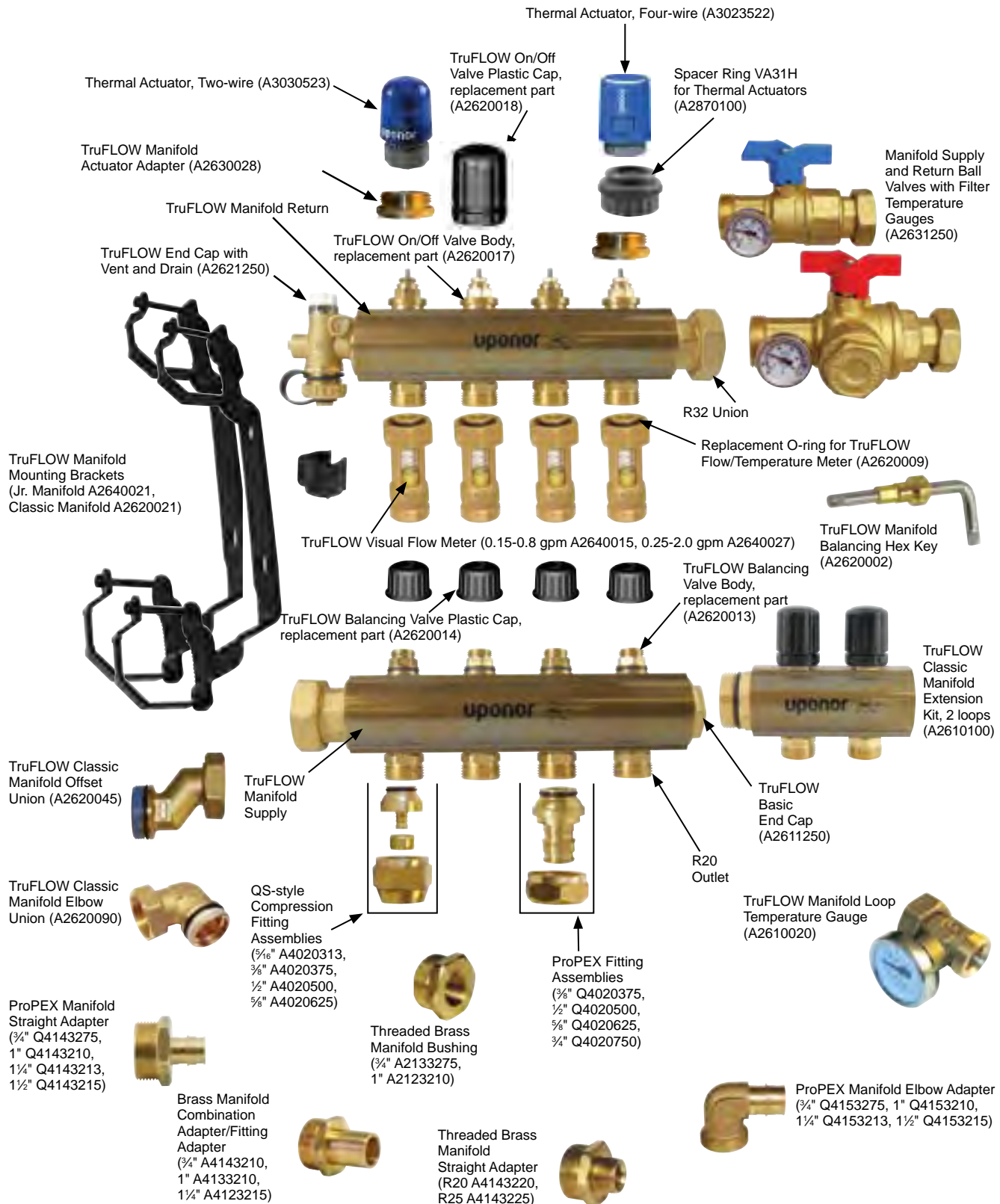
<sup>4</sup> Manifold supply and return ball valves (A2631250) cannot be used in conjunction with EP manifolds inside the manifold wall cabinets.

<sup>5</sup> When installing EP heating manifolds with 11 to 12 loops and adding the adapter, EP elbow or the ball valves (horizontally), note that the manifold assembly will have limited clearance inside the cabinet.

<sup>6</sup> When installing stainless-steel manifolds with 10 to 12 loops, note the mounting bracket spacing must be adjusted for proper fit on the cabinet rail.

# Radiant and hydronic piping systems

## TruFLOW™ Classic and Jr. manifolds exploded view



# Radiant and hydronic piping systems

## TruFLOW manifold assemblies

TruFLOW Jr. assemblies with balancing valves and valveless manifolds come fully assembled and ready for installation. The manifold body (1" barrel diameter) ends have R32 unions and the loop outlets have R20 male threads. Maximum recommended flow to the manifold based on manifold body diameter is 14 gallons per minute (gpm).

Part no.	Part description	Dim. (body-outlets-body)	Pkg. qty.
A2660200	TruFLOW Jr. Assembly, Balancing Valves and Valveless, 2-loop	R32-R20-R32	1
A2660300	TruFLOW Jr. Assembly, Balancing Valves and Valveless, 3-loop	R32-R20-R32	1
A2660400	TruFLOW Jr. Assembly, Balancing Valves and Valveless, 4-loop	R32-R20-R32	1
A2660500	TruFLOW Jr. Assembly, Balancing Valves and Valveless, 5-loop	R32-R20-R32	1
A2660600	TruFLOW Jr. Assembly, Balancing Valves and Valveless, 6-loop	R32-R20-R32	1
A2660700	TruFLOW Jr. Assembly, Balancing Valves and Valveless, 7-loop	R32-R20-R32	1
A2660800	TruFLOW Jr. Assembly, Balancing Valves and Valveless, 8-loop	R32-R20-R32	1

### TruFLOW Jr. assemblies with balancing valves and valveless manifolds



TruFLOW manifold assemblies with balancing and isolation valves come fully assembled and ready for installation. The assemblies are shipped with the appropriate number of TruFLOW manifold actuator adapters (A2630028). Maximum recommended flow to the manifold is 14 gpm for Jr. (1" barrel diameter) and 21 gpm for Classic (1¼" barrel diameter).

Part no.	Part description	Dim. (body-outlets)	Pkg. qty.
A2660201	TruFLOW Jr. Assembly, B&I, 2-loop	R32-R20	1
A2660301	TruFLOW Jr. Assembly, B&I, 3-loop	R32-R20	1
A2660401	TruFLOW Jr. Assembly, B&I, 4-loop	R32-R20	1
A2660501	TruFLOW Jr. Assembly, B&I, 5-loop	R32-R20	1
A2660601	TruFLOW Jr. Assembly, B&I, 6-loop	R32-R20	1
A2660701	TruFLOW Jr. Assembly, B&I, 7-loop	R32-R20	1
A2660801	TruFLOW Jr. Assembly, B&I, 8-loop	R32-R20	1
A2610200	TruFLOW Classic Assembly, B&I, 2-loop	R32-R20	1
A2610300	TruFLOW Classic Assembly, B&I, 3-loop	R32-R20	1
A2610400	TruFLOW Classic Assembly, B&I, 4-loop	R32-R20	1
A2610500	TruFLOW Classic Assembly, B&I, 5-loop	R32-R20	1
A2610600	TruFLOW Classic Assembly, B&I, 6-loop	R32-R20	1
A2610700	TruFLOW Classic Assembly, B&I, 7-loop	R32-R20	1
A2610800	TruFLOW Classic Assembly, B&I, 8-loop	R32-R20	1
A2611000	TruFLOW Classic Assembly, B&I, 10-loop	R32-R20	1
A2611200	TruFLOW Classic Assembly, B&I, 12-loop	R32-R20	1

### TruFLOW Jr. and Classic assemblies with balancing and isolation valves



# Radiant and hydronic piping systems

## TruFLOW Jr. modular manifolds

### TruFLOW Jr. supply manifolds with balancing valves



TruFLOW Jr. supply manifolds with balancing valves are used in conjunction with either the TruFLOW Jr. modular manifolds with isolation valves or the TruFLOW Jr. modular valveless manifolds to complete the manifold set. The TruFLOW Jr. supply manifolds with balancing valves allow manual flow balancing of the individual loops on the manifolds. Manifolds are available in 2- to 4-loop configurations depending on model. The manifold body (1" barrel diameter) ends have R32 threads as shown in the picture. Maximum recommended flow to the manifold is 14 gpm.

Part no.	Part description	Dim. (body-outlets-body)	Pkg. qty.
A2663212	TruFLOW Jr. Manifold Balancing Valves, 2-loop	R32-R20-R32	1
A2663213	TruFLOW Jr. Manifold Balancing Valves, 3-loop	R32-R20-R32	1
A2663214	TruFLOW Jr. Manifold Balancing Valves, 4-loop	R32-R20-R32	1

### TruFLOW Jr. return manifolds with isolation valves



TruFLOW Jr. return manifolds with isolation valves are used with either the TruFLOW Jr. modular manifolds with balancing valves or the TruFLOW Jr. modular valveless manifolds to complete the manifold set. The TruFLOW Jr. return manifolds with isolation valves allow for manual isolation of the individual loops on the manifold. Manifolds are available in 2- to 4-loop configurations depending on model. The manifold body (1" barrel diameter) ends have R32 threads as shown in the picture. Maximum recommended flow to the manifold is 14 gpm.

Part no.	Part description	Dim. (body-outlets-body)	Pkg. qty.
A2663222	TruFLOW Jr. Isolation Valves, 2-loop	R32-R20-R32	1
A2663223	TruFLOW Jr. Isolation Valves, 3-loop	R32-R20-R32	1
A2663224	TruFLOW Jr. Isolation Valves, 4-loop	R32-R20-R32	1

### TruFLOW Jr. valveless manifolds



TruFLOW Jr. valveless manifolds are used with either the TruFLOW Jr. return manifolds with isolation valves or the TruFLOW Jr. supply manifolds with balancing valves to complete the manifold set. TruFLOW Jr. valveless manifolds do not feature flow balancing or isolation capability. Manifolds are available in 2- to 4-loop configurations depending on model. The manifold body (1" barrel diameter) ends have R32 threads as shown in the picture. Maximum recommended flow to the manifold is 14 gpm.

Part no.	Part description	Dim. (body-outlets-body)	Pkg. qty.
A2663202	TruFLOW Jr. Valveless, 2-loop	R32-R20-R32	1
A2663203	TruFLOW Jr. Valveless, 3-loop	R32-R20-R32	1
A2663204	TruFLOW Jr. Valveless, 4-loop	R32-R20-R32	1

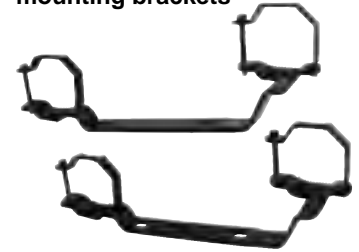
# Radiant and hydronic piping systems

## TruFLOW manifold accessories

TruFLOW manifold mounting brackets are used to mount TruFLOW Classic and TruFLOW Jr. manifolds. Brackets are made of durable metal and are offset front-to-back and side-to-side for ease of installation. Two brackets are required for each manifold location.

Part no.	Part description	Pkg. qty.
A2620021	TruFLOW Classic Manifold Mounting Bracket, single bracket replacement part	10
A2640021	TruFLOW Jr. Manifold Mounting Bracket, single bracket replacement part	10

**TruFLOW manifold mounting brackets**



End caps with vent close the end of TruFLOW Jr. manifolds. They come complete with a swivel drain valve and a manual air vent. Required gasket (A2620005) is included.

Part no.	Part description	Pkg. qty.
A2803250	End Cap with Vent, R32	1

**End caps with vent**



Basic end caps close the end of TruFLOW Jr. manifolds. Required gaskets are included.

Part no.	Part description	Pkg. qty.
A2080032	Basic End Cap, R32	10
A2400032	Basic End Cap Gasket, spare part, R32	10

**Basic end caps**



Manifold supply and return ball valves are full-flow, 1¼" ball valves with R32 male by R32 union nut that fits directly on the TruFLOW Jr., Classic and EP manifolds.

Part no.	Part description	Pkg. qty.
A2631250	Manifold Supply and Return Ball Valves with Filter and Temperature Gauge, set of 2	1
A2631251	Manifold Supply and Return Ball Valves with Temperature Gauges, set of 2	1
A2631252	Manifold Supply and Return Ball Valves, set of 2	1
A2610120	Temperature Gauge with Well, replacement part	10

**Manifold supply and return ball valves**



# Radiant and hydronic piping systems

## TruFLOW manifold coupling nipples



TruFLOW manifold coupling nipples feature male BSP thread on both ends and are used to make the connection between manifold parts. Primary seal for the connection is made with the attached O-ring on the nipple. Thread sealant on the nipple ensures tight bonding between the nipple and the manifold. Use silicone lubricant on the male threads to ease installation.

Part no.	Part description	Pkg. qty.
A2621010	TruFLOW Manifold Coupling Nipple, 1¼" BSP x 1¼" BSP	10


## TruFLOW classic manifold elbow unions



TruFLOW Classic manifold elbow unions feature an R32 union by 1¼" BSP male connection. They are designed to make tight, 90-degree turns from the TruFLOW Classic manifold supply and return connections. Use silicone lubricant on the male threads to ease installation.

Part no.	Part description	Pkg. qty.
A2620090	TruFLOW Classic Manifold Elbow Union, R32 Union x 1¼" BSP	10

## TruFLOW classic manifold offset unions



The TruFLOW Classic manifold offset unions feature an R32 union by 1¼" BSP male connection. They are designed for easy alignment of the supply and return piping at the manifold. Use silicone lubricant on the male threads to ease installation.

Part no.	Part description	Pkg. qty.
A2620045	TruFLOW Classic Manifold Offset Union, R32 Union x 1¼" BSP	10

## TruFLOW classic manifold extension kits



The TruFLOW Classic manifold extension kits are designed for easy in-line extension of up to two additional loops for the TruFLOW Classic manifold assembly. The kit contains two 1¼" BSP nipples, one supply manifold, one return manifold and two loop end caps. Use silicone lubricant on the male threads to ease installation.

Part no.	Part description	Pkg. qty.
A2610100	TruFLOW Classic Manifold Extension Kit, 2 loops	1

## TruFLOW manifold actuator adapters



TruFLOW manifold actuator adapters and spacer rings convert the manifold actuator threads to fit Uponor thermal actuators (A3023522). The brass adapter is included with the TruFLOW manifolds (Jr. and Classic). The spacer ring is included in the actuator packaging.

**Note:** Use only with TruFLOW Jr. and Classic manifolds.

Part no.	Part description	Pkg. qty.
A2630028	TruFLOW Manifold Actuator Adapter, replacement part	10
A2870100	Spacer Ring VA31H for Thermal Actuators	10

# Radiant and hydronic piping systems

Hex keys are used on the supply manifold to adjust the flow rate across the loop for balancing. Each manifold is shipped with a hex key for balancing.

## TruFLOW manifold balancing hex keys

Part no.	Part description	Pkg. qty.
A2620002	TruFLOW Manifold Balancing Hex Key, replacement part	10



Use TruFLOW visual flow meters on TruFLOW Jr. and TruFLOW Classic manifolds to accurately measure the flow of hydronic radiant loops.

## TruFLOW visual flow meters

**Note:** For proper operation, install flow meters on the return manifold.

Part no.	Part description	Pkg. qty.
A2640015	TruFLOW Visual Flow Meter, 0.15 to 0.8 gpm	10
A2640027	TruFLOW Visual Flow Meter, 0.25 to 2.0 gpm	10
A2620009	Replacement O-ring for TruFLOW Flow/Temperature Meter	10



TruFLOW manifold loop temperature gauges come with a QS20 female union on one end and a QS20 male on the other. Temperature gauge with well and removable temperature gauge are included.

## TruFLOW manifold loop temperature gauges

Part no.	Part description	Pkg. qty.
A2610020	TruFLOW Manifold Loop Temperature Gauge	10
A2610120	Temperature Gauge with Well, replacement part	10



Use replacement gaskets and O-rings on TruFLOW manifolds.

## Replacement and spare parts for manifolds

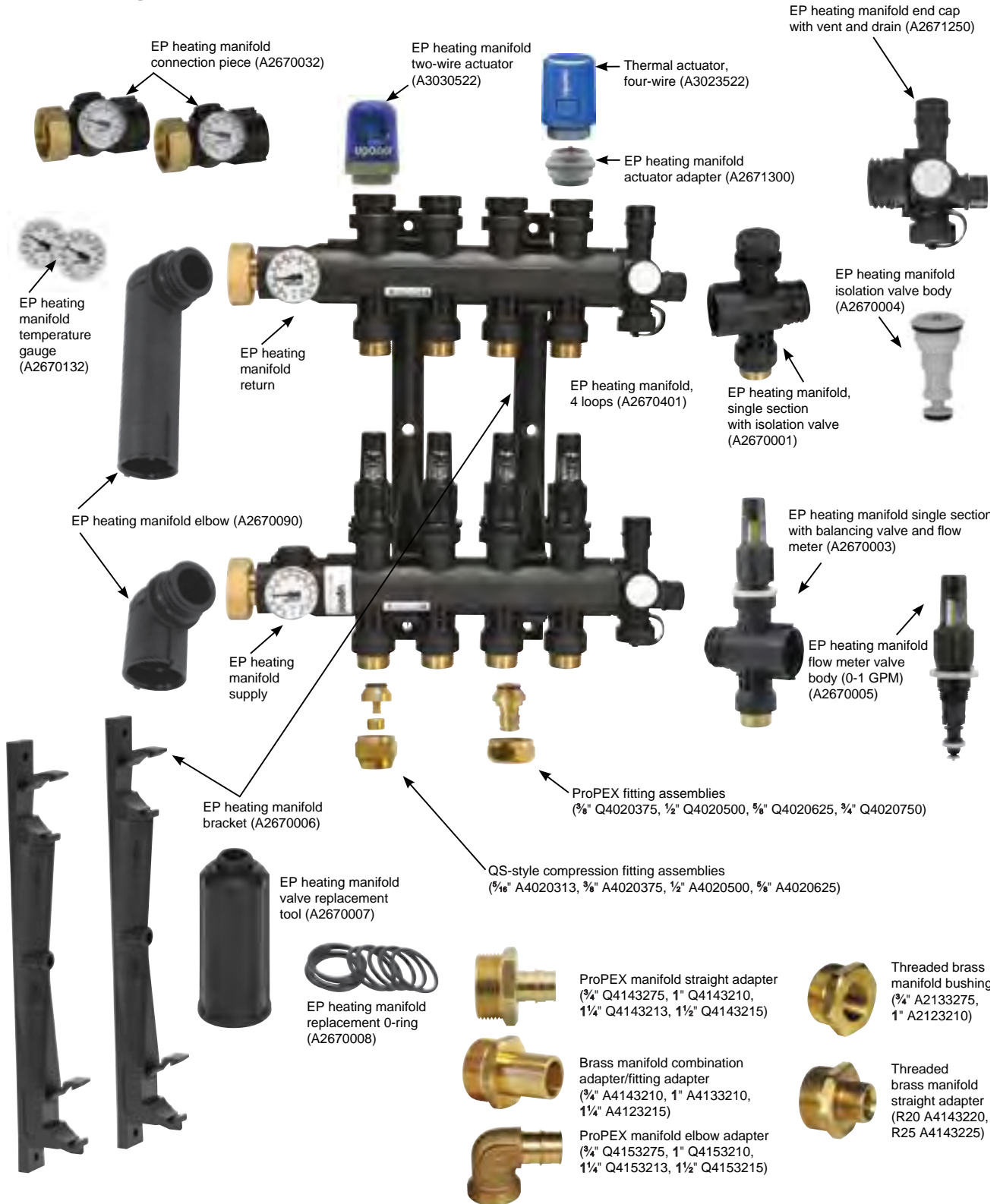
Part no.	Part description	Pkg. qty.
A2620005	Replacement Gasket for R32 Union Connections	10
A2620008	Replacement O-ring for 1¼" BSP Connections	10
A2620009	Replacement O-ring for TruFLOW Flow/Temperature Meter	10
A2400020	Brass Manifold Loop End Cap Gasket, spare part	10
A2640004	Replacement O-ring for 1" BSP Manifold Connections	10
A2400032	Basic End Cap Gasket, spare part, R32	10



# Radiant and hydronic piping systems

## EP heating manifolds exploded view

Radiant and hydronic piping systems





# Radiant and hydronic piping systems

## EP heating manifolds

EP heating manifold assemblies feature isolation valves and balancing valves with flow meters, and come fully assembled, ready for installation. The manifolds are available in 2- through 8-loop configurations with a maximum flow of 15.4 gpm. The body ends feature R32 unions and the loop outlets have R20 male threads. The manifold mounts on a bracket (A2670006) that comes with the assembly.


Pressure and temperature ratings:

- 87psi at 140°F (60°C)
- 72psi at 158°F (70°C)
- 58psi at 176°F (80°C)
- 44psi at 194°F (90°C)

**Note:** If using glycol, use only propylene glycol. Do not use ethylene glycol.

**Note:** When mounting EP heating manifolds in a cabinet, use EP heating manifold wall cabinet bracket kits (A2603588).

### EP heating manifolds



Part no.	Part description	Dim. (body-outlets-body)	Pkg. qty.
A2670201	EP Heating Manifold Assembly with Flow Meter, 2-loop	R32-R20-R32	1
A2670301	EP Heating Manifold Assembly with Flow Meter, 3-loop	R32-R20-R32	1
A2670401	EP Heating Manifold Assembly with Flow Meter, 4-loop	R32-R20-R32	1
A2670501	EP Heating Manifold Assembly with Flow Meter, 5-loop	R32-R20-R32	1
A2670601	EP Heating Manifold Assembly with Flow Meter, 6-loop	R32-R20-R32	1
A2670701	EP Heating Manifold Assembly with Flow Meter, 7-loop	R32-R20-R32	1
A2670801	EP Heating Manifold Assembly with Flow Meter, 8-loop	R32-R20-R32	1

# Radiant and hydronic piping systems

## EP heating manifold accessories

### Manifold supply and return ball valves



Manifold supply and return ball valves are full-flow, 1¼" ball valves with R32 male by R32 union nut that fits directly on the TruFLOW Jr., Classic and EP manifolds.

Part no.	Part description	Pkg. qty.
A2631250	Manifold Supply and Return Ball Valves with Filter and Temperature Gauge, set of 2	1
A2631251	Manifold Supply and Return Ball Valves with Temperature Gauges, set of 2	1
A2631252	Manifold Supply and Return Ball Valves, set of 2	1

### EP heating manifold single sections with isolation valve



EP heating manifold single sections with isolation valve are a single loop add-on used on the return side for EP heating manifold assemblies (A2670201 through A2670801)

Part no.	Part description	Dim. (body-outlets-body)	Pkg. qty.
A2670001	EP Heating Manifold Single Section with Isolation Valve	R32-R20-R32	1

### EP heating manifold single sections with balancing valve and flow meter



EP heating manifold single sections with balancing valve and flow meter (0-1 gpm) are a single loop add-on used on the supply side for EP heating manifold assemblies (A2670201 through A2670801).

Part no.	Part description	Dim. (body-outlets-body)	Pkg. qty.
A2670003	EP Heating Manifold Single Section with Balancing Valve and Flow Meter	R32-R20-R32	1

### EP heating manifold connection pieces



EP heating manifold connection pieces connect the manifold to the supply and return piping. Connection fitting size is an R32 union.

Part no.	Part description	Pkg. qty.
A2670032	EP Heating Manifold Connection Piece, set of 2	1

# Radiant and hydronic piping systems

EP heating manifold elbows enable connections to supply and return piping from above or below. The two elbows feature different lengths to accommodate tube spacing for the supply and return lines.

Part no.	Part description	Pkg. qty.
A2670090	EP Heating Manifold Elbow, set of 2	1

## EP heating manifold elbows



EP heating manifold end caps with vent and drain allow filling and purging at the manifold.

Part no.	Part description	Pkg. qty.
A2671250	EP Heating Manifold End Cap with Vent and Drain, set of 2	1

## EP heating manifold end caps with vent and drain



EP heating manifold mounting brackets mount manifold assemblies to a wall.

Part no.	Part description	Pkg. qty.
A2670006	EP Heating Manifold Mounting Bracket, set of 2	1

## EP heating manifold mounting brackets



EP heating manifold wall cabinet brackets enable mounting EP heating manifolds in a manifold wall cabinet.

Part no.	Part description	Pkg. qty.
A2603588	EP Heating Manifold Wall Cabinet Bracket Kit, set of 2	1

## EP heating manifold wall cabinet brackets



# Radiant and hydronic piping systems

## EP heating manifold actuator adapters



EP heating manifold actuator adapters connect the four-wire thermal actuators (A3023522) onto the EP heating manifold. This adapter is included with the A3023522 four-wire thermal actuator.

Part no.	Part description	Pkg. qty.
A2671300	EP Heating Manifold Actuator Adapter (VA02)	10

## EP heating manifold isolation valve bodies



EP heating manifold isolation valve bodies replace the isolation valve on the return manifold.

Part no.	Part description	Pkg. qty.
A2670004	EP Heating Manifold Isolation Valve Body, replacement part	1

## EP heating manifold flow meter valve bodies



EP heating manifold flow meter valve bodies (0-1 GPM) replace the flow meter valve on the supply manifold.

Part no.	Part description	Pkg. qty.
A2670005	EP Heating Manifold Flow Meter Valve Body, replacement part	1

# Radiant and hydronic piping systems

EP heating manifold temperature gauges display the supply and return temperature on the manifold. They snap into the connection piece (A2670032) on the manifold.

## EP heating manifold temperature gauges

Part no.	Part description	Pkg. qty.
A2670132	EP Heating Manifold Temperature Gauge, set of 2	1



EP heating manifold valve replacement tools facilitate replacing the isolation valve bodies (A2670004) and flow meter valve bodies (A2670005).

## EP heating manifold valve replacement tools

Part no.	Part description	Pkg. qty.
A2670007	EP Heating Manifold Valve Replacement Tool	1



EP heating replacement O-rings allow a proper seal between body parts on the manifold.

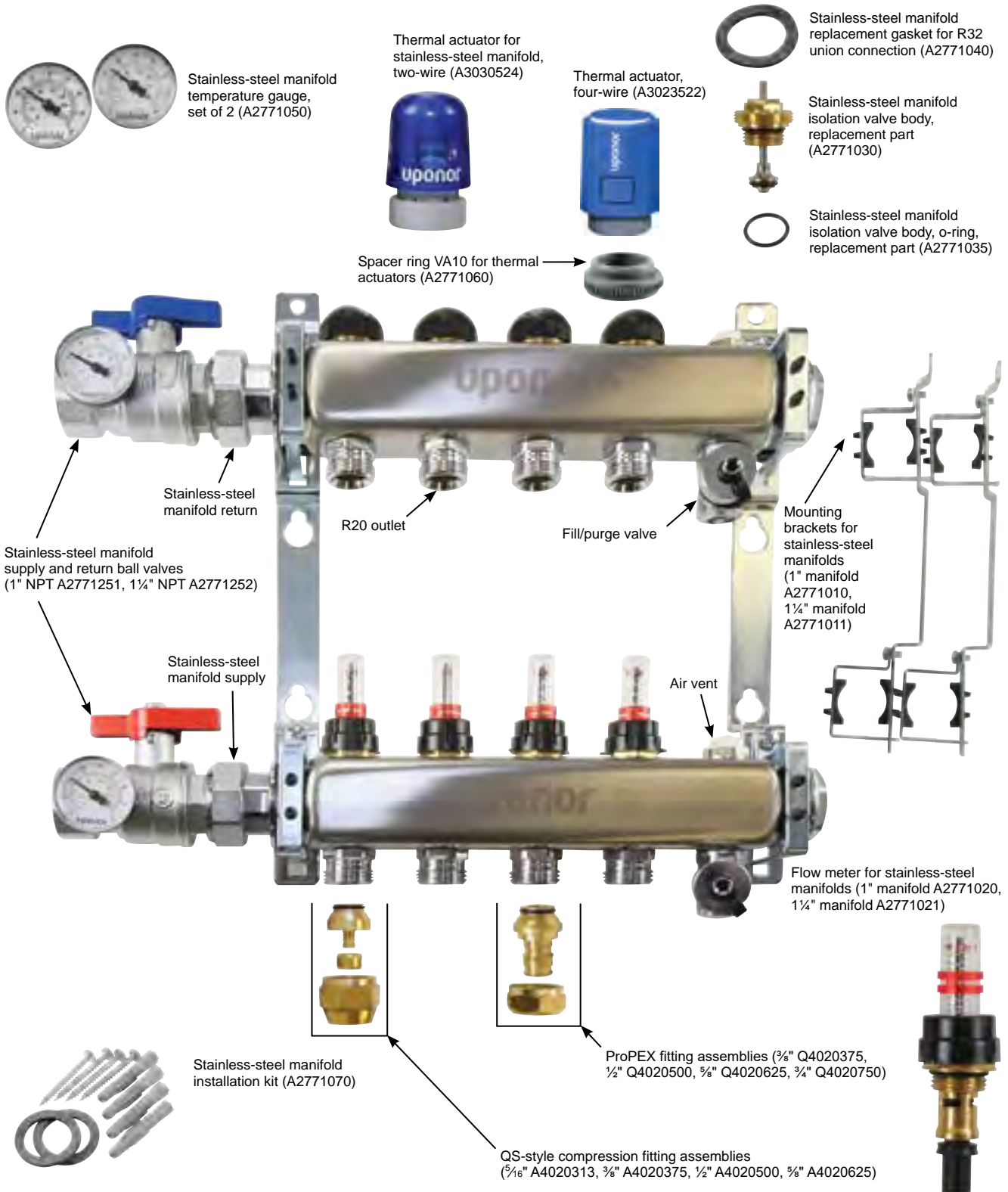
## EP heating manifold replacement O-rings

Part no.	Part description	Pkg. qty.
A2670008	EP Heating Manifold Replacement O-ring 28.5 x 3mm EPDM	10



# Radiant and hydronic piping systems

## Stainless-steel manifolds exploded view




# Radiant and hydronic piping systems

## Stainless-steel manifolds

Stainless-steel manifolds feature isolation valves, balancing valves with flow meters, supply and return ball valves with temperature gauges, and come fully assembled, ready for installation. Targeted for commercial and residential radiant heating and cooling applications, the manifolds are available in 1" and 1¼" sizes. All manifold supply and return ball valves feature 1" NPT thread except for 1¼" manifold assemblies with 8, 10 and 12 loops which feature 1¼" NPT.

**Note:** The 1¼" manifolds with 2 through 7 loops are strategically designed with 1" NPT ball valves to avoid adding extra costs while maintaining the maximum flow of the manifold assembly.

Stainless-steel manifolds



Part no.	Part description	Pkg. qty.
A2700202	Stainless-steel Manifold Assembly, 1" with flow meter, B&I, ball valve, 2 loops	1
A2700302	Stainless-steel Manifold Assembly, 1" with flow meter, B&I, ball valve, 3 loops	1
A2700402	Stainless-steel Manifold Assembly, 1" with flow meter, B&I, ball valve, 4 loops	1
A2700502	Stainless-steel Manifold Assembly, 1" with flow meter, B&I, ball valve, 5 loops	1
A2700602	Stainless-steel Manifold Assembly, 1" with flow meter, B&I, ball valve, 6 loops	1
A2700702	Stainless-steel Manifold Assembly, 1" with flow meter, B&I, ball valve, 7 loops	1
A2700802	Stainless-steel Manifold Assembly, 1" with flow meter, B&I, ball valve, 8 loops	1
A2701002	Stainless-steel Manifold Assembly, 1" with flow meter, B&I, ball valve, 10 loops	1
A2701202	Stainless-steel Manifold Assembly, 1" with flow meter, B&I, ball valve, 12 loops	1
A2720202	Stainless-steel Manifold Assembly, 1¼" with flow meter, B&I, ball valve, 2 loops	1
A2720302	Stainless-steel Manifold Assembly, 1¼" with flow meter, B&I, ball valve, 3 loops	1
A2720402	Stainless-steel Manifold Assembly, 1¼" with flow meter, B&I, ball valve, 4 loops	1
A2720502	Stainless-steel Manifold Assembly, 1¼" with flow meter, B&I, ball valve, 5 loops	1
A2720602	Stainless-steel Manifold Assembly, 1¼" with flow meter, B&I, ball valve, 6 loops	1
A2720702	Stainless-steel Manifold Assembly, 1¼" with flow meter, B&I, ball valve, 7 loops	1
A2720802	Stainless-steel Manifold Assembly, 1¼" with flow meter, B&I, ball valve, 8 loops	1
A2721002	Stainless-steel Manifold Assembly, 1¼" with flow meter, B&I, ball valve, 10 loops	1
A2721202	Stainless-steel Manifold Assembly, 1¼" with flow meter, B&I, ball valve, 12 loops	1

# Radiant and hydronic piping systems

## Stainless-steel manifold accessories


### Stainless-steel manifold supply and return ball valves



Stainless-steel manifold supply and return ball valves are R32 male by 1" FNPT or R32 male by 1¼" FNPT that fit directly on the stainless-steel manifold assemblies. The ball valves come standard with temperature gauges for easy visual check of supply and return temperatures.

Part no.	Part description	Pkg. qty.
A2771251	Stainless-steel Manifold Supply and Return 1" FNPT Ball Valve with Temperature Gauge, set of 2	1
A2771252	Stainless-steel Manifold Supply and Return 1¼" FNPT Ball Valve with Temperature Gauge, set of 2	1

### Stainless-steel Manifold Mounting Brackets



Stainless-steel manifold mounting brackets are used to mount Uponor Stainless-steel manifolds. Brackets are made of durable metal and are offset front-to-back and side-to-side for ease of installation. Two brackets are required for each manifold location.

Part no.	Part description	Pkg. qty.
A2771010	Mounting Bracket for Stainless-steel Manifold, 1", replacement part, set of 2	1
A2771011	Mounting Bracket for Stainless-steel Manifold, 1¼", replacement part, set of 2	1

### Stainless-steel manifold temperature gauges



Stainless-steel manifold temperature gauges display the supply and return temperature on the manifold.

Part no.	Part description	Pkg. qty.
A2771050	Stainless-steel Manifold Temperature Gauge, set of 2	1


### Stainless-steel manifold flow meters



Stainless-steel manifolds all come standard with balancing valves and flow meters. These components are fixed to the supply side of the manifold and are used to balance and correct the flow of water or water/glycol mix through the manifold.

Part no.	Part description	Pkg. qty.
A2771020	Stainless-steel Manifold Flow Meter 1.5 GPM Valve Body, replacement part	1
A2771021	Stainless-steel Manifold Flow Meter 2 GPM Valve Body, replacement part	1

### Stainless-steel manifold installation kit



Stainless-steel manifold installation kit facilitates installation of stainless-steel manifolds.

Part no.	Part description	Pkg. qty.
A2771070	Stainless-steel Manifold Installation Kit	1



# Radiant and hydronic piping systems

Stainless-steel manifolds all come standard with isolation valves for easy loop isolation. These components are fixed to the return side of the manifold and are used to shut off the flow of water or water/glycol mix through the manifold port.

Part no.	Part description	Pkg. qty.
A2771030	Stainless-steel Manifold Isolation Valve Body, replacement part	1
A2771035	O-ring for Stainless-steel Manifold Isolation Valve Body	10

## Stainless-steel manifold isolation valve bodies



Spacer rings connect thermal actuators (A3023522) onto stainless-steel manifolds. These adapters are included with the four-wire thermal actuator (A3023522).

Part no.	Part description	Pkg. qty.
A2771060	Spacer Ring VA10 for Thermal Actuators	5

## Stainless-steel manifold thermal actuator adapters



Stainless-steel manifold replacement gaskets are for use with R32 union connections.

Part no.	Part description	Pkg. qty.
A2771040	Stainless-steel Manifold Replacement Gasket for R32 Union Connection	10

## Stainless-steel manifold replacement gaskets



## Supply and return manifold adapters and fittings

ProPEX manifold adapters for brass manifolds transition from the R32 manifold union nut to 3/4", 1", 1 1/4" and 1 1/2" Uponor PEX tubing.

Part no.	Part description	Pkg. qty.
Q4143275	ProPEX Manifold Straight Adapter, R32 x 3/4" ProPEX	10
Q4143210	ProPEX Manifold Straight Adapter, R32 x 1" ProPEX	10
Q4143213	ProPEX Manifold Straight Adapter, R32 x 1 1/4" ProPEX	10
Q4143215	ProPEX Manifold Straight Adapter, R32 x 1 1/2" ProPEX	10
Q4153275	ProPEX Manifold Elbow Adapter, R32 x 3/4" ProPEX	10
Q4153210	ProPEX Manifold Elbow Adapter, R32 x 1" ProPEX	10
Q4153213	ProPEX Manifold Elbow Adapter, R32 x 1 1/4" ProPEX	10
Q4153215	ProPEX Manifold Elbow Adapter, R32 x 1 1/2" ProPEX	10

## ProPEX manifold adapters



# Radiant and hydronic piping systems

## Brass manifold combination adapter/fitting adapters



Brass manifold adapters allow either a straight copper pipe or a copper fitting adapter to sweat to the brass manifold adapter. The R32 side couples with the R32 union connection on the brass manifolds.

Part no.	Part description	Pkg. qty.
A4143210	Brass Manifold Adapter, R32 x 3/4" Adapter or 1" Fitting Adapter	10
A4133210	Brass Manifold Adapter, R32 x 1" Adapter or 1 1/4" Fitting Adapter	10
A4123215	Brass Manifold Adapter, R32 to 1 1/4" Adapter or 1 1/2" Fitting Adapter	10

## Threaded brass manifold straight adapters and bushings



Threaded brass manifold straight adapters and bushings transition the R32 manifold union nut to PEX or MLC tubing with QS-style fittings.

Part no.	Part description	Pkg. qty.
A4143220	Threaded Brass Manifold Straight Adapter, R32 Male x R20 Male	10
A4143225	Threaded Brass Manifold Straight Adapter, R32 Male x R25 Male	10
A2133275	Threaded Brass Manifold Bushing, R32 Male x 3/4" Female NPT	10
A2123210	Threaded Brass Manifold Bushing, R32 Male x 1" Female NPT	10

## Brass manifold pressure test kits



Brass manifold pressure test kits contain an R32 x 3/4" manifold bushing, an R32 solid brass plug, a 3/4" brass nipple and a pressure gauge assembly (100psi). Schraeder valve is included.

Part no.	Part description	Pkg. qty.
E6122000	Manifold Pressure Test Kit	1

## Brass manifold loop end caps



Brass manifold loop end caps close off unused R20 manifold loop connections. Install supplied brass manifold loop end cap gaskets (A2400020) with the loop end caps to ensure a proper seal.

Part no.	Part description	Pkg. qty.
A2080020	Brass Manifold Loop End Cap, R20	10
A2400020	Brass Manifold Loop End Cap Gasket, spare part	10

# Radiant and hydronic piping systems

## Manifold loop fitting assemblies

ProPEX manifold fitting assemblies with ProPEX insert connect  $\frac{3}{8}$ " through  $\frac{3}{4}$ " Uponor PEX tubing to stainless-steel, brass and EP heating manifolds. Sold as a two-piece assembly, they include a ProPEX insert and R20 swivel nut.

Part no.	Part description	Pkg. qty.
Q4020375	$\frac{3}{8}$ " ProPEX Fitting Assembly, R20 Thread	10
Q4020500	$\frac{1}{2}$ " ProPEX Fitting Assembly, R20 Thread	10
Q4020625	$\frac{5}{8}$ " ProPEX Fitting Assembly, R20 Thread	10
Q4020750	$\frac{3}{4}$ " ProPEX Fitting Assembly, R20 Thread	10

ProPEX Fitting Assembly with ProPEX insert connects  $\frac{5}{8}$ " and  $\frac{3}{4}$ " Uponor PEX tubing to other R25 male threaded fittings. Sold as a two-piece assembly, it includes a ProPEX insert and R25 swivel nut.

Part no.	Part description	Pkg. qty.
Q4030625	$\frac{5}{8}$ " ProPEX Fitting Assembly, R25 thread	10
Q4030750	$\frac{3}{4}$ " ProPEX Fitting Assembly, R25 Thread	10

### ProPEX manifold fitting assemblies




QS-style compression fitting assemblies connect  $\frac{5}{16}$ ",  $\frac{3}{8}$ ",  $\frac{1}{2}$ " and  $\frac{5}{8}$ " Uponor PEX tubing to stainless-steel, brass and EP heating manifolds and R20 fittings. Sold as a three-piece assembly. QS-style compression rings and O-rings are also sold separately.

Part no.	Part description	Pkg. qty.
A4020313	$\frac{5}{16}$ " QS-style Compression Fitting Assembly, R20 thread	10
A4020375	$\frac{3}{8}$ " QS-style Compression Fitting Assembly, R20 thread	10
A4020500	$\frac{1}{2}$ " QS-style Compression Fitting Assembly, R20 thread	10
A4020625	$\frac{5}{8}$ " QS-style Compression Fitting Assembly, R20 thread	10
A4021116	Replacement O-ring for insert (R20)	10

The QS-style Compression Fitting Assembly with O-ring connects  $\frac{5}{8}$ " and  $\frac{3}{4}$ " Uponor PEX tubing to 2" Copper Valved Manifolds and other R25 male-threaded fittings.

Part no.	Part description	Pkg. qty.
A4030625	$\frac{5}{8}$ " QS-style Compression Fitting Assembly, R25 thread	10
A4020750	$\frac{3}{4}$ " QS-style Compression Fitting Assembly, R25 thread	10
A4021000	Replacement O-ring for insert (R25)	10

### QS-style compression fitting assemblies



QS-style compression rings are replacement parts that are designed and tested for use with Uponor PEX tubing.

**Note:** Do not substitute similar compression rings.

Part no.	Part description	Pkg. qty.
A4160313	$\frac{5}{16}$ " QS-style Compression Ring, spare part	10
A4160375	$\frac{3}{8}$ " QS-style Compression Ring, spare part	10
A4160500	$\frac{1}{2}$ " QS-style Compression Ring, spare part	10
A4160625	$\frac{5}{8}$ " QS-style Compression Ring, spare part	10
A4160750	$\frac{3}{4}$ " QS-style Compression Ring, spare part	10


### QS-style compression rings



# Radiant and hydronic piping systems

## Copper manifolds

### 2" copper valved manifold with ProPEX ball valves



Copper valved manifolds with ProPEX ball valves are made of type L copper and feature 5/8" and 3/4" nominal branches that are 4" on center. The manifolds are available in 12-outlet configurations. The maximum recommended flow to the manifold based on manifold body diameter is 45 gpm.

**Note:** ProPEX tool is required. ProPEX rings must be purchased separately.

Part no.	Part description	Pkg. qty.
Q2811263	2" x 4' Copper Valved Manifold with 5/8" ProPEX Ball Valves, 12 outlets	1
Q2811275	2" x 4' Copper Valved Manifold with 3/4" ProPEX Ball Valves, 12 outlets	1
Q2821263	2" x 4' Copper Valved Manifold with 5/8" ProPEX Ball and Balancing Valves, 12 outlets	1
Q2821275	2" x 4' Copper Valved Manifold with 3/4" ProPEX Ball and Balancing Valves, 12 outlets	1
F2811220	2" x 4' Copper Valved Manifold with R20 Threaded Ball Valves, 12 outlets	1
F2811225	2" x 4' Copper Valved Manifold with R25 Threaded Ball Valves, 12 outlets	1
F2821220	2" x 4' Copper Valved Manifold with R20 Threaded Ball and Balancing Valves, 12 outlets	1
F2821225	2" x 4' Copper Valved Manifold with R25 Threaded Ball and Balancing Valves, 12 outlets	1

**Note:** Other non-standard configurations are available on a made-to-order basis. Allow six to eight weeks lead time. Call Uponor customer service at 888.994.7726 for pricing and availability.

### 2" copper valveless manifolds with ProPEX connections



Copper valveless manifolds (type L copper) feature either 5/8" or 3/4" branches, come 4" on center, and are available in 12-outlet configurations.

**Note:** ProPEX tool is required. ProPEX rings must be purchased separately. Special order only; allow four weeks for delivery.

Part no.	Part description	Pkg. qty.
Q2831263	2" x 4' Copper Valveless Manifold with 5/8" ProPEX, 12 outlets	1
Q2831275	2" x 4' Copper Valveless Manifold with 3/4" ProPEX, 12 outlets	1

**Note:** Other non-standard configurations are available on a made-to-order basis. Allow six to eight weeks lead time. Call Uponor customer service at 888.994.7726 for pricing and availability.

# Radiant and hydronic piping systems

Copper valved manifold accessories include various valves and end caps for use with Uponor copper valved manifolds.

Part no.	Part description	Pkg. qty.
Q5806375	ProPEX Ball Valve, 5/8" PEX x 3/4" Copper Adapter	10
Q5807575	ProPEX Ball Valve, 3/4" PEX x 3/4" Copper Adapter	10
Q5906375	ProPEX Ball and Balancing Valve, 5/8" PEX x 3/4" Copper Adapter	10
Q5907575	ProPEX Ball and Balancing Valve, 3/4" PEX x 3/4" Copper Adapter	10
A5802075	Ball Valve, R20 Thread x 3/4" Copper Adapter	10
A5802575	Ball Valve, R25 Thread x 3/4" Copper Adapter	10
A5902075	Ball and Balancing Valve, R20 Thread x 3/4" Copper Adapter	10
A5902575	Ball and Balancing Valve, R25 Thread x 3/4" Copper Adapter	10
A2402000	2" Copper End Cap Spun End with drain and vent connections	1

## Copper valved manifold accessories



# Radiant and hydronic piping systems

## HDPE manifolds

### HDPE valveless manifolds



Multiple-outlet HDPE valveless manifolds are manufactured with  $\frac{3}{4}$ " or 1" 303 stainless-steel ProPEX fittings hydraulically pressed onto the outlet nipples. ProPEX connection and manifold are maintenance-free and suitable for direct burial. They are ideal for applications larger than 5,000 square feet or where flow requirements are greater than the capacity of other Uponor manifolds. HDPE valveless manifolds come with standard 12", on-center outlet spacing. The maximum recommended flow rates for these manifolds are: 2", 41 gpm; 3", 116 gpm; 4", 226 gpm. HDPE manifolds and accessories are made for SDR11 tubing and PE 3408 material and can be used together with Ecoflex® potable HDPE products.

**Note:** ProPEX tool is required. Only use in systems free of corrodible components or when there is corrosion control. The temperature limitation is 140°F at 80psi. HDPE manifolds and other non-standard configurations are made-to-order. Allow six to eight weeks lead time. Call Uponor Customer Service at 888.594.7726 for availability and pricing.

Part no.	Part description	Pkg. qty.
B2253751	3" x 10' HDPE Valveless Manifold (12" o.c.), 10 outlet, $\frac{3}{4}$ " ProPEX	1
B2273101	3" x 10' HDPE Valveless Manifold (12" o.c.), 10 outlet, 1" ProPEX	1
B2253752	3" x 20' HDPE Valveless Manifold (12" o.c.), 20 outlet, $\frac{3}{4}$ " ProPEX	1
B2273102	3" x 20' HDPE Valveless Manifold (12" o.c.), 20 outlet, 1" ProPEX	1
B2254751	4" x 10' HDPE Valveless Manifold (12" o.c.), 10 outlet, $\frac{3}{4}$ " ProPEX	1
B2274101	4" x 10' HDPE Valveless Manifold (12" o.c.), 10 outlet, 1" ProPEX	1
B2254752	4" x 20' HDPE Valveless Manifold (12" o.c.), 20 outlet, $\frac{3}{4}$ " ProPEX	1
B2274102	4" x 20' HDPE Valveless Manifold (12" o.c.), 20 outlet, 1" ProPEX	1

# Radiant and hydronic piping systems

## Hydronic valves and accessories

Thermal mixing valves thermostatically control water temperature ranges between 80°F (26.7°C) and 165°F (73.9°C). The non-corrosive reactive valves feature 1" nominal sweat union connections and a C<sub>v</sub> of 2.52.

Part no.	Part description	Pkg. qty.
A5402112	1" Thermal Mixing Valve with Union	1
A5400012	1" Union Replacement Gasket	3

### Thermal mixing valves



ProPEX brass ball valves are a cost-effective alternative for radiant heating/cooling and hydronic piping applications. Both ends are manufactured with the ProPEX fitting for connections to Uponor PEX pipe. The full-port valves are compatible with propylene glycol mixtures up to 50%. Stem extensions can be installed to accommodate up to 2" of pipe insulation.

**Note:** ProPEX brass ball valves are not approved for potable-water applications.

Part no.	Part description	Pkg. qty.
A3205050	ProPEX Brass Ball Valve ½" PEX x ½" PEX	10
A3207575	ProPEX Brass Ball Valve ¾" PEX x ¾" PEX	10
A3201010	ProPEX Brass Ball Valve 1" PEX x 1" PEX	1
A3201313	ProPEX Brass Ball Valve 1¼" PEX x 1¼" PEX	1
A3201515	ProPEX Brass Ball Valve 1½" PEX x 1½" PEX	1
A3202020	ProPEX Brass Ball Valve 2" PEX x 2" PEX	1
F5630001	2⅜" Stem Extension Kit for ½" and ¾" Valves	1
F5630002	2⅝" Stem Extension Kit for 1" and 1¼" Valves	1
F5630003	2⅞" Stem Extension Kit for 1½" and 2" Valves	1

### ProPEX brass ball valves



# Radiant and hydronic piping systems

## Climate Control Zoning System II (wireless)

### Wireless base units



Wireless base units support up to six thermostats and eight actuators (sold separately). The units receive information from the thermostats to open and close the connected actuator(s) and control the flow of water through the loops of PEX tubing in radiant heating systems or supply lines for baseboard applications. The units come with an antenna that mounts directly to the case along with a cable that can be used to remote mount the antenna outside of a metal manifold cabinet. They require 24 VAC for power which can be supplied using the A3500050 50VA transformer. Mounting hardware is included.

**Note:** Not compatible with previous A360 Climate Control Zoning System products.

Part no.	Part description	Pkg. qty.
A3801165	Wireless Base Unit, 6 zones (X-165)	1

### Wireless expansion modules



Wireless base unit expansion modules easily connect to wireless base units to add an additional six thermostats and six actuators (for a total of 12 thermostats and 14 actuators in the system).

**Tip:** The antenna will need to be disconnected and reinstalled on the expansion module when expanding the number of zones.

**Note:** Not compatible with previous A360 Climate Control Zoning System products.

Part no.	Part description	Pkg. qty.
A3801160	Wireless Base Unit Expansion Module, 6 zones (M-160)	1

### Wireless digital thermostats



Wireless digital thermostats provide total freedom of thermostat placement to ensure the best control of a radiant heating system. The thermostat can send a demand for heating up to 30m to a wireless base unit (through normal construction). The back-lit digital display can be configured to Fahrenheit (°F) or Celsius (°C) and shows when the area is actively heating. The thermostat's setpoint temperature range is adjustable from 41°F (5°C) to 96°F (35.6°C) and it can be used with an optional floor sensor (sold separately). It uses two standard AAA batteries (included) and features a low-battery status.

**Note:** Not compatible with previous A360 Climate Control Zoning System products.

Part no.	Part description	Pkg. qty.
A3800167	Wireless Digital Thermostat (T-167)	1
A9010599	Slab Sensor, 10k	1

### Wireless dial thermostats



Wireless dial thermostats provide total freedom of thermostat placement to ensure the best control of a radiant heating system. The thermostat can send a demand for heating up to 30m to a wireless base unit (through normal construction). The thermostat includes a blue ring around the dial that illuminates when the set temperature is adjusted. An orange LED will illuminate when there is an active heating demand or a low-battery status. Setpoint temperature range is adjustable from 41°F (5°C) to 96°F (35.6°C), and default temperature is 68°F (20°C). The thermostat uses two standard AAA batteries (included).

**Note:** Not compatible with previous A360 Climate Control Zoning System products.

Part no.	Part description	Pkg. qty.
A3800165	Wireless Dial Thermostat (T-165)	1



# Radiant and hydronic piping systems

## Zoning controls (wired)

Heat-only thermostats with touchscreen are designed specifically for radiant floor heating. They use fully automatic differential and pulse width modulation (PWM) to ensure each zone or area is comfortable and energy efficient. The touchscreen provides a simple, intuitive display with large, easy-to-read numbers. The thermostat can control room temperature through operative temperature sensing, an optional floor sensor or a combination of both. The floor sensor can be used to maintain warm floors throughout the heating season as well as provide temperature limit protection. The thermostat is designed to operate using two wires, making it simple to install and service.

Part no.	Part description	Pkg. qty.
A3100101	Heat-only Thermostat with Touchscreen	1
A9010599	Slab Sensor, 10k	1

### Heat-only thermostats with touchscreen



SetPoint 521 programmable thermostats are designed to sense air, floor or both temperatures with the ability to select one or the other as the primary sensing point. The thermostats also include multistage functionality along with programmable schedules.

Part no.	Part description	Pkg. qty.
A3040521	SetPoint 521, Programmable Thermostat with floor sensor	1
A3040012	Cover Plate for SetPoint 521 Programmable Thermostat	1
A3040079	Floor Sensor, replacement part	1
A3040007	Cover Plate for 500 Series Controllers	10

### SetPoint 521 programmable thermostats



Zone control modules provide connection between thermostats and their respective actuators or zone valves as well as the connection between the end switches and the pump or boiler relay. They are compatible for use with all two-wire and four-wire Uponor actuators. The modules are internally fused for protection from over current or direct shorts from the power supply transformer. The end switch circuit is also protected from over current, and a two-amp fuse is factory installed.

Part no.	Part description	Pkg. qty.
A3031003	Three-zone Control Module for Two and Four-wire Operation	1
A3031004	Four-zone Control Module for Two and Four-wire Operation	1
A3030009	Replacement Fuse (2 amps), 4/pkg.	1
A3030010	Replacement Fuse (4 amps), 4/pkg.	1

### Zone control modules



# Radiant and hydronic piping systems

## Powered zone controllers



Powered zone controllers include transformers for low-voltage operations and relays to operate line-voltage controls. Fully fuse-protected, they also include an isolated end switch and built-in domestic hot water (DHW) priority switch. The indicator lights show full functionality of the products wired to the controllers. A three-amp delay fuse protects four-zone controllers. A seven-amp delay fuse protects six-zone controllers.

Part no.	Part description	Pkg. qty.
A3080404	Powered Four-zone Controller	1
A3080406	Powered Six-zone Controller	1

## Two-wire thermal actuators



Two-wire, slow-opening thermal actuators mount directly onto TruFLOW Classic, TruFLOW Jr. valved, stainless-steel and EP heating manifolds to provide individual-loop flow control on a multi-zoned manifold (a manifold serving more than one zone).

**Note:** See actuator-to-manifold compatibility table on **page 84**.

Part no.	Part description	Pkg. qty.
A3030522	Two-wire Thermal Actuator for EP Heating Manifolds	1
A3030523	Two-wire Thermal Actuator for TruFLOW Classic and Jr. Valved Manifolds	1
A3030524	Two-wire Thermal Actuator for Stainless-steel Manifolds	1

# Radiant and hydronic piping systems

Four-wire thermal actuators mount directly onto TruFLOW Classic, TruFLOW Jr. valved, stainless-steel and EP heating manifolds. The actuators provide individual loop flow control on multi-zoned manifolds and feature an end switch for activation of a relay (pump), heat plant or other auxiliary devices. All adapter rings to mount to Uponor manifolds are included in the package.

**Note:** See actuator-to-manifold compatibility table on **page 84**.

Part no.	Part description	Pkg. qty.
A3023522	Thermal Actuator, four-wire	1
A2870100	Spacer Ring VA31H for Thermal Actuators	10
A2771060	Spacer Ring VA10 for Thermal Actuators	5
A2671300	EP Heating Manifold Actuator Adapter (VA02)	10
A3019900	Spacer Ring VA33 for White Thermal Actuators	5

## Four-wire thermal actuators



Thermal zone valves (24 VAC) feature 3/4" and 1" sweat connections. They provide flow control for single-zoned manifolds (manifolds serving one zone). The valves include an end switch for activation of a relay (pump), heat plant or other auxiliary devices.

Part no.	Part description	Pkg. qty.
A3011075	3/4" and 1" Thermal Zone Valve	1
A5400012	1" Union Replacement Gasket	3

## Thermal zone valves



# Radiant and hydronic piping systems

## Three way mixing valves



Three-way mixing valves are microprocessor-controlled valves designed to regulate supply-water temperatures to radiant heating systems by modulating the position of the valve. Configure mixed supply water temperature to reset (or vary) based on the outdoor temperature or control to a fixed, constant temperature. Use optional boiler sensor to provide protection in non-condensing boiler applications.

Part no.	Part description	Pkg. qty.
A3040075	3/4" Three-way Mixing Valve, (C <sub>v</sub> =4.5)	1
A3040100	1" Three-way Mixing Valve, (C <sub>v</sub> =4.5)	1
A5400012	1" Union Replacement Gasket	3

## Pump relays



Single-zone pump relays control the operation of a single circulator or pump from a 24-volt signal. Relay includes secondary low-voltage terminals for boiler operation.

Three-zone multi-pump relays control the operation of up to three pumps or circulators from dedicated 24-volt signals. Relay includes secondary low-voltage terminals for boiler operation and DHW priority options.

Part no.	Part description	Pkg. qty.
A3010100	Single-zone Pump Relay	1
A3080301	Three-zone Multi-pump Relay	1

## Transformers



50 VA transformers (24VAC) come with a 4" x 4" metal mounting plate

Part no.	Part description	Pkg. qty.
A3050050	50 VA Transformer	1

# Radiant and hydronic piping systems

## Snow melt controls

Single-zone snow melt controls feature a microprocessor and sensor to effectively melt snow and ice from exterior surfaces. They include a 10K universal sensor and outdoor air sensor for basic control and operation.

**Note:** Refer to the accessories section for additional sensor options.

Part no.	Part description	Pkg. qty.
A3040654	Single-zone Snow Melt Control	1

### Single-zone snow melt controls



Single-zone snow melt control accessories include various sensors and sensor cups.















Part no.	Part description	Pkg. qty.
A3040090	Pavement Snow and Ice Sensor	1
A3040091	Pavement Snow and Ice Sensor Cup	1
A3040095	Aerial Snow Sensor	1
A3040073	Slab Sensor for Aerial Snow Sensor	1

### Single-zone snow melt control accessories



# Radiant and hydronic piping systems

## Actuator-to-manifold compatibility table

Manifolds	Two-wire actuators	Four-wire actuators
<p><b>TruFLOW manifolds</b></p> 	<p><b>Two-wire Thermal Actuator for TruFLOW Classic and Jr. Valved Manifolds (A3030523)</b></p>  <p><b>TruFLOW Manifold Actuator Adapter (A2630028)</b></p> 	<p><b>Four-wire Thermal Actuator (A3023522)</b></p>  <p><b>Adapter Ring (A2870100) (female thread with green stem extension)</b></p>  <p><b>TruFLOW Manifold Actuator Adapter (A2630028)</b></p> 
<p><b>EP heating manifolds</b></p> 	<p><b>Two-wire Thermal Actuator for EP Heating Manifolds (A3030522)</b></p> 	<p><b>Four-wire Thermal Actuator (A3023522)</b></p>  <p><b>Adapter Ring (A2671300) (male thread with red stem extension)</b></p> 
<p><b>Stainless-steel manifolds</b></p> 	<p><b>Two-wire Thermal Actuator for Stainless-steel Manifolds (A3030524)</b></p> 	<p><b>Four-wire Thermal Actuator (A3023522)</b></p>  <p><b>Adapter Ring (A2771060) (female thread)</b></p> 

# Radiant and hydronic piping systems

## ProPEX fittings

ProPEX rings are required to make ProPEX connections. The 1/2" through 3" rings include a leading-edge chamfer and integral stop edge to further simplify the use of ProPEX fittings.

Part no.	Part description	Pkg. qty.
Q4690302	ProPEX Ring, 3/8"	50
Q4690512	ProPEX Ring with Stop, 1/2"	50
Q4690625	ProPEX Ring with Stop, 5/8"	50
Q4690756	ProPEX Ring with Stop, 3/4"	50
Q4691000	ProPEX Ring with Stop, 1"	50
Q4691250	ProPEX Ring with Stop, 1 1/4"	10
Q4691500	ProPEX Ring with Stop, 1 1/2"	5
Q4692000	ProPEX Ring with Stop, 2"	10
Q4692500	ProPEX Ring with Stop, 2 1/2"	5
Q4693000	ProPEX Ring with Stop, 3"	5

### ProPEX rings



ProPEX EP, LF brass and brass couplings make PEX-to-PEX connections.

**Note:** ProPEX tool is required. ProPEX rings sold separately.

Part no.	Part description	Pkg. qty.
Q4773838	ProPEX EP Coupling, 3/8" PEX x 3/8" PEX	25
LF4543850	ProPEX LF Brass Coupling, 3/8" PEX x 1/2" PEX	25
Q4775050	ProPEX EP Coupling, 1/2" PEX x 1/2" PEX	25
◀ LF4545050	ProPEX LF Brass Coupling, 1/2" PEX x 1/2" PEX	25
Q4775075	ProPEX EP Coupling, 1/2" PEX x 3/4" PEX	25
Q4776363	ProPEX EP Coupling, 5/8" PEX x 5/8" PEX	10
Q4546363	ProPEX Brass Coupling, 5/8" PEX x 5/8" PEX	10
Q4777575	ProPEX EP Coupling, 3/4" PEX x 3/4" PEX	25
◀ LF4547575	ProPEX LF Brass Coupling, 3/4" PEX x 3/4" PEX	25
Q4777510	ProPEX EP Coupling, 3/4" PEX x 1" PEX	25
◀ LF4547510	ProPEX LF Brass Coupling, 3/4" PEX x 1" PEX	10
Q4771010	ProPEX EP Coupling, 1" PEX x 1" PEX	10
◀ LF4541010	ProPEX LF Brass Coupling, 1" PEX x 1" PEX	10
Q4771307	ProPEX EP Coupling, 1 1/4" PEX x 3/4" PEX	1

### ProPEX couplings



◀ Discontinued item; available while quantities last. Please contact Uponor Customer Service at 888.594.7726 for availability. All sales are final. See the alphanumeric on pages 137-163 for a listing of alternative part numbers.

# Radiant and hydronic piping systems

## ProPEX couplings



Part no.	Part description	Pkg. qty.
Q4771310	ProPEX EP Coupling, 1¼" PEX x 1" PEX	1
Q4771313	ProPEX EP Coupling, 1¼" PEX x 1¼" PEX	1
Q4771507	ProPEX EP Coupling, 1½" PEX x ¾" PEX	1
Q4771510	ProPEX EP Coupling, 1½" PEX x 1" PEX	1
Q4771513	ProPEX EP Coupling, 1½" PEX x 1¼" PEX	1
Q4771515	ProPEX EP Coupling, 1½" PEX x 1½" PEX	1
Q4772015	ProPEX EP Coupling, 2" PEX x 1½" PEX	1
Q4772020	ProPEX EP Coupling, 2" PEX x 2" PEX	1
Q4772513	ProPEX EP Coupling, 2½" PEX x 1¼" PEX	1
Q4772515	ProPEX EP Coupling, 2½" PEX x 1½" PEX	1
Q4772520	ProPEX EP Coupling, 2½" PEX x 2" PEX	1
Q4772525	ProPEX EP Coupling, 2½" PEX x 2½" PEX	1
Q4773020	ProPEX EP Coupling, 3" PEX x 2" PEX	1
Q4773025	ProPEX EP Coupling, 3" PEX x 2½" PEX	1
Q4773030	ProPEX EP Coupling, 3" PEX x 3" PEX	1



# Radiant and hydronic piping systems

ProPEX EP, LF brass and brass elbows make tight, 90-degree and 45-degree connections for Uponor PEX tubing in supply and return mains.

**Note:** ProPEX tool is required. ProPEX rings sold separately.

Part no.	Part description	Pkg. qty.
Q4760500	ProPEX EP Elbow, 1/2" PEX x 1/2" PEX	25
LF4710500	ProPEX LF Brass Elbow, 1/2" PEX x 1/2" PEX	25
Q4710625	ProPEX Brass Elbow, 5/8" PEX x 5/8" PEX	25
Q4760750	ProPEX EP Elbow, 3/4" PEX x 3/4" PEX	25
LF4710750	ProPEX LF Brass Elbow, 3/4" PEX x 3/4" PEX	25
Q4761000	ProPEX EP Elbow, 1" PEX x 1" PEX	10
LF4711000	ProPEX LF Brass Elbow, 1" PEX x 1" PEX	10
Q4761250	ProPEX EP Elbow, 1 1/4" PEX x 1 1/4" PEX	1
Q4761500	ProPEX EP Elbow, 1 1/2" PEX x 1 1/2" PEX	1
Q4761515	ProPEX EP 45 Elbow, 1 1/2" PEX x 1 1/2" PEX	1
Q4762000	ProPEX EP Elbow, 2" PEX x 2" PEX	1
Q4762020	ProPEX EP 45 Elbow, 2" PEX x 2" PEX	1
Q4762500	ProPEX EP Elbow, 2 1/2" PEX x 2 1/2" PEX	1
Q4762525	ProPEX EP 45 Elbow, 2 1/2" PEX x 2 1/2" PEX	1
Q4763000	ProPEX EP Elbow, 3" PEX x 3" PEX	1
Q4763030	ProPEX EP 45 Elbow, 3" PEX x 3" PEX	1

## ProPEX elbows



Discontinued item; available while quantities last. Please contact Uponor Customer Service at 888.594.7726 for availability. All sales are final. See the alphanumeric on pages 137-163 for a listing of alternative part numbers.

# Radiant and hydronic piping systems

## ProPEX tees



ProPEX EP and LF brass tees make diverting connections for Uponor PEX tubing in supply and return mains. Branch size is listed last in the part description.

**Note:** ProPEX tool is required. ProPEX rings sold separately.

Part no.	Part description	Pkg. qty.
Q4755050	ProPEX EP Tee, 1/2" PEX x 1/2" PEX x 1/2" PEX	25
LF4705050	ProPEX LF Brass Tee, 1/2" PEX x 1/2" PEX x 1/2" PEX	25
Q4757575	ProPEX EP Tee, 3/4" PEX x 3/4" PEX x 3/4" PEX	25
LF4707575	ProPEX LF Brass Tee, 3/4" PEX x 3/4" PEX x 3/4" PEX	25
Q4751010	ProPEX EP Tee, 1" PEX x 1" PEX x 1" PEX	10
LF4701010	ProPEX LF Brass Tee, 1" PEX x 1" PEX x 1" PEX	10
Q4751313	ProPEX EP Tee, 1 1/4" PEX x 1 1/4" PEX x 1 1/4" PEX	1
Q4751515	ProPEX EP Tee, 1 1/2" PEX x 1 1/2" PEX x 1 1/2" PEX	1
Q4752000	ProPEX EP Tee, 2" PEX x 2" PEX x 2" PEX	1
Q4752500	ProPEX EP Tee, 2 1/2" PEX x 2 1/2" PEX x 2 1/2" PEX	1
Q4753000	ProPEX EP Tee, 3" PEX x 3" PEX x 3" PEX	1

# Radiant and hydronic piping systems

ProPEX EP and LF brass reducing tees make diverting connections for Uponor PEX tubing in supply and return mains. Branch size is listed last in the part description.

**Note:** ProPEX tool is required. ProPEX rings sold separately.

## ProPEX reducing tees



Part no.	Part description	Pkg. qty.
Q4755575	ProPEX EP Reducing Tee, 1/2" PEX x 1/2" PEX x 3/4" PEX	25
Q4757555	ProPEX EP Reducing Tee, 3/4" PEX x 1/2" PEX x 1/2" PEX	25
Q4757557	ProPEX EP Reducing Tee, 3/4" PEX x 1/2" PEX x 3/4" PEX	25
Q4757550	ProPEX EP Reducing Tee, 3/4" PEX x 3/4" PEX x 1/2" PEX	25
◀ LF4707550	ProPEX LF Brass Reducing Tee, 3/4" PEX x 3/4" PEX x 1/2" PEX	25
Q4757563	ProPEX EP Reducing Tee, 3/4" PEX x 3/4" PEX x 5/8" PEX	10
Q4757710	ProPEX EP Reducing Tee, 3/4" PEX x 3/4" PEX x 1" PEX	10
LF4707710	ProPEX LF Brass Reducing Tee, 3/4" PEX x 3/4" PEX x 1" PEX	10
Q4751501	ProPEX EP Reducing Tee, 1" PEX x 1/2" PEX x 1" PEX	10
Q4751750	ProPEX EP Reducing Tee, 1" PEX x 3/4" PEX x 1/2" PEX	10
Q4751775	ProPEX EP Reducing Tee, 1" PEX x 3/4" PEX x 3/4" PEX	10
◀ LF4701775	ProPEX LF Brass Reducing Tee, 1" PEX x 3/4" PEX x 3/4" PEX	10
Q4751751	ProPEX EP Reducing Tee, 1" PEX x 3/4" PEX x 1" PEX	10
◀ LF4701751	ProPEX LF Brass Reducing Tee, 1" PEX x 3/4" PEX x 1" PEX	10
Q4751753	ProPEX EP Reducing Tee, 1" PEX x 3/4" PEX x 1 1/4" PEX	1
Q4751150	ProPEX EP Reducing Tee, 1" PEX x 1" PEX x 1/2" PEX	10
◀ LF4701150	ProPEX LF Brass Reducing Tee, 1" PEX x 1" PEX x 1/2" PEX	10
Q4751175	ProPEX EP Reducing Tee, 1" PEX x 1" PEX x 3/4" PEX	10
◀ LF4701175	ProPEX LF Brass Reducing Tee, 1" PEX x 1" PEX x 3/4" PEX	10
Q4751113	ProPEX EP Reducing Tee, 1" PEX x 1" PEX x 1 1/4" PEX	1
Q4751377	ProPEX EP Reducing Tee, 1 1/4" PEX x 3/4" PEX x 3/4" PEX	1
Q4751371	ProPEX EP Reducing Tee, 1 1/4" PEX x 3/4" PEX x 1" PEX	1
Q4751373	ProPEX EP Reducing Tee, 1 1/4" PEX x 3/4" PEX x 1 1/4" PEX	1
Q4751317	ProPEX EP Reducing Tee, 1 1/4" PEX x 1" PEX x 3/4" PEX	1
Q4751311	ProPEX EP Reducing Tee, 1 1/4" PEX x 1" PEX x 1" PEX	1
Q4751350	ProPEX EP Reducing Tee, 1 1/4" PEX x 1 1/4" PEX x 1/2" PEX	1

◀ Discontinued item; available while quantities last. Please contact Uponor Customer Service at 888.594.7726 for availability. All sales are final. See the alphanumeric on pages 137-163 for a listing of alternative part numbers.

# Radiant and hydronic piping systems

## ProPEX reducing tees



Part no.	Part description	Pkg. qty.
Q4751337	ProPEX EP Reducing Tee, 1¼" PEX x 1¼" PEX x ¾" PEX	1
Q4751331	ProPEX EP Reducing Tee, 1¼" PEX x 1¼" PEX x 1" PEX	1
Q4751577	ProPEX EP Reducing Tee, 1½" PEX x ¾" PEX x ¾" PEX	1
Q4751575	ProPEX EP Reducing Tee, 1½" PEX x ¾" PEX x 1½" PEX	1
Q4751517	ProPEX EP Reducing Tee, 1½" PEX x 1" PEX x ¾" PEX	1
Q4751511	ProPEX EP Reducing Tee, 1½" PEX x 1" PEX x 1" PEX	1
Q4751505	ProPEX EP Reducing Tee, 1½" PEX x 1" PEX x 1½" PEX	1
Q4751537	ProPEX EP Reducing Tee, 1½" PEX x 1¼" PEX x ¾" PEX	1
Q4751531	ProPEX EP Reducing Tee, 1½" PEX x 1¼" PEX x 1" PEX	1
Q4751533	ProPEX EP Reducing Tee, 1½" PEX x 1¼" PEX x 1¼" PEX	1
Q4751550	ProPEX EP Reducing Tee, 1½" PEX x 1½" PEX x ½" PEX	1
Q4751557	ProPEX EP Reducing Tee, 1½" PEX x 1½" PEX x ¾" PEX	1
Q4751551	ProPEX EP Reducing Tee, 1½" PEX x 1½" PEX x 1" PEX	1
Q4751553	ProPEX EP Reducing Tee, 1½" PEX x 1½" PEX x 1¼" PEX	1
Q4752110	ProPEX EP Reducing Tee, 2" PEX x 1" PEX x 1" PEX	1
Q4752575	ProPEX EP Reducing Tee, 2" PEX x 1½" PEX x ¾" PEX	1
Q4752051	ProPEX EP Reducing Tee, 2" PEX x 1½" PEX x 1" PEX	1
Q4752053	ProPEX EP Reducing Tee, 2" PEX x 1½" PEX x 1¼" PEX	1
Q4752055	ProPEX EP Reducing Tee, 2" PEX x 1½" PEX x 1½" PEX	1
Q4752152	ProPEX EP Reducing Tee, 2" PEX x 1½" PEX x 2" PEX	1
Q4752250	ProPEX EP Reducing Tee, 2" PEX x 2" PEX x ½" PEX	1
Q4752275	ProPEX EP Reducing Tee, 2" PEX x 2" PEX x ¾" PEX	1
Q4752210	ProPEX EP Reducing Tee, 2" PEX x 2" PEX x 1" PEX	1
Q4752213	ProPEX EP Reducing Tee, 2" x 2" x 1¼"	1
Q4752215	ProPEX EP Reducing Tee, 2" PEX x 2" PEX x 1½" PEX	1

# Radiant and hydronic piping systems

Part no.	Part description	Pkg. qty.
Q4752525	ProPEX EP Reducing Tee, 2½" PEX x 2" PEX x 1½" PEX	1
Q4752522	ProPEX EP Reducing Tee, 2½" PEX x 2" PEX x 2" PEX	1
Q4752557	ProPEX EP Reducing Tee, 2½" PEX x 2½" PEX x ¾" PEX	1
Q4752510	ProPEX EP Reducing Tee, 2½" PEX x 2½" PEX x 1" PEX	1
Q4752513	ProPEX EP Reducing Tee, 2½" PEX x 2½" PEX x ¼" PEX	1
Q4752515	ProPEX EP Reducing Tee, 2½" PEX x 2½" PEX x 1½" PEX	1
Q4752520	ProPEX EP Reducing Tee, 2½" PEX x 2½" PEX x 2" PEX	1
Q4753220	ProPEX EP Reducing Tee, 3" PEX x 2" PEX x 2" PEX	1
Q4753215	ProPEX EP Reducing Tee, 3" PEX x 2½" PEX x 1½" PEX	1
Q4753252	ProPEX EP Reducing Tee, 3" PEX x 2½" PEX x 2" PEX	1
Q4753375	ProPEX EP Reducing Tee, 3" PEX x 3" PEX x ¾" PEX	1
Q4753310	ProPEX EP Reducing Tee, 3" PEX x 3" PEX x 1" PEX	1
Q4753313	ProPEX EP Reducing Tee, 3" PEX x 3" PEX x ¼" PEX	1
Q4753315	ProPEX EP Reducing Tee, 3" PEX x 3" PEX x 1½" PEX	1
Q4753320	ProPEX EP Reducing Tee, 3" PEX x 3" PEX x 2" PEX	1
Q4753325	ProPEX EP Reducing Tee, 3" PEX x 3" PEX x 2½" PEX	1

## ProPEX reducing tees



# Radiant and hydronic piping systems

## ProPEX EP opposing-port tees



ProPEX EP opposing-port tees feature 1" through 2" ProPEX flow-through connections with opposing 3/4" ProPEX branch outlets. The tees are made of engineered polymer, which is proven in demanding hot-water applications.

**Note:** ProPEX tool is required. ProPEX rings sold separately.

Part no.	Part description	Pkg. qty.
Q4801075	ProPEX EP Opposing-port Tee 1" x 1" x 3/4" x 3/4"	1
Q4801375	ProPEX EP Opposing-port Tee 1 1/4" x 1 1/4" x 3/4" x 3/4"	1
Q4801575	ProPEX EP Opposing-port Tee 1 1/2" x 1 1/2" x 3/4" x 3/4"	1
Q4802075	ProPEX EP Opposing-port Tee 2" x 2" x 3/4" x 3/4"	1

## ProPEX plugs



ProPEX EP and brass plugs permanently or temporarily terminate the end of Uponor PEX tubing.

**Note:** ProPEX tool is required. ProPEX rings sold separately.

Part no.	Part description	Pkg. qty.
Q4350500	ProPEX EP Plug for 1/2" PEX	25
Q4536363	ProPEX Brass Plug for 5/8" PEX	10
Q4350750	ProPEX EP Plug for 3/4" PEX	25
Q4351000	ProPEX EP Plug for 1" PEX	10
Q4351250	ProPEX EP Plug for 1 1/4" PEX	1
Q4351500	ProPEX EP Plug for 1 1/2" PEX	1
Q4352000	ProPEX EP Plug for 2" PEX	1

# Radiant and hydronic piping systems


## ProPEX adapters

ProPEX LF brass and brass male threaded adapters connect Uponor PEX tubing to male NPT threads for transitioning from metal to PEX. ProPEX LF brass is intended for lead-free, potable-plumbing applications; ProPEX brass is intended for non-potable heating and cooling applications.

**Note:** ProPEX tool is required. ProPEX rings sold separately.

Part no.	Part description	Pkg. qty.
LF4523850	ProPEX LF Brass Male Threaded Adapter, 3/8" PEX x 1/2" NPT	25
Q5525050	ProPEX Brass Male Threaded Adapter, 1/2" PEX x 1/2" NPT	25
LF4525075	ProPEX LF Brass Male Threaded Adapter, 1/2" PEX x 3/4" NPT	25
Q4526375	ProPEX Brass Male Threaded Adapter, 5/8" PEX x 3/4" NPT	10
Q5527575	ProPEX Brass Male Threaded Adapter, 3/4" PEX x 3/4" NPT	25
Q5527510	ProPEX Brass Male Threaded Adapter, 3/4" PEX x 1" NPT	10
Q5521075	ProPEX Brass Male Threaded Adapter, 1" PEX x 3/4" NPT	10
Q5521010	ProPEX Brass Male Threaded Adapter, 1" PEX x 1" NPT	10
Q5521313	ProPEX Brass Male Threaded Adapter, 1 1/4" PEX x 1 1/4" NPT	1
Q5521515	ProPEX Brass Male Threaded Adapter, 1 1/2" PEX x 1 1/2" NPT	1
Q5522020	ProPEX Brass Male Threaded Adapter, 2" PEX x 2" NPT	1
LF4522525	ProPEX LF Brass Male Threaded Adapter, 2 1/2" PEX x 2 1/2" NPT	1
LF4523030	ProPEX LF Brass Male Threaded Adapter, 3" PEX x 3" NPT	1

### ProPEX brass male threaded adapters



# Radiant and hydronic piping systems

## ProPEX brass female threaded adapters



ProPEX LF brass and brass female threaded adapters connect Uponor PEX tubing to female NPT threads for transitioning from metal to PEX. ProPEX LF brass is intended for lead-free, potable-plumbing applications; ProPEX brass is intended for non-potable heating and cooling applications.

**Note:** ProPEX tool is required. ProPEX rings sold separately

Part no.	Part description	Pkg. qty.
Q5575050	ProPEX Brass Female Threaded Adapter, 1/2" PEX x 1/2" NPT	25
LF4575075	ProPEX LF Brass Female Threaded Adapter, 1/2" PEX x 3/4" NPT	25
Q4576375	ProPEX Brass Female Threaded Adapter, 5/8" PEX x 3/4" NPT	10
Q5577575	ProPEX Brass Female Threaded Adapter, 3/4" PEX x 3/4" NPT	25
Q5577510	ProPEX Brass Female Threaded Adapter, 3/4" PEX x 1" NPT	10
Q5571010	ProPEX Brass Female Threaded Adapter, 1" PEX x 1" NPT	10
Q5571313	ProPEX Brass Female Threaded Adapter, 1 1/4" PEX x 1 1/4" NPT	1
Q5571515	ProPEX Brass Female Threaded Adapter, 1 1/2" PEX x 1 1/2" NPT	1
Q5572020	ProPEX Brass Female Threaded Adapter, 2" PEX x 2" NPT	1



# Radiant and hydronic piping systems

ProPEX LF brass and brass sweat adapters transition Uponor PEX tubing to copper pipe. ProPEX LF brass is intended for lead-free, potable-plumbing applications; ProPEX brass is intended for non-potable heating and cooling applications.

**Note:** ProPEX tool is required. ProPEX rings sold separately.

**Note:** Do not press these adapters. For copper press applications, see **page 96** for ProPEX LF brass copper press adapters.

Part no.	Part description	Pkg. qty.
LF4513850	ProPEX LF Brass Sweat Adapter, 3/8" PEX x 1/2" Copper	25
Q5515050	ProPEX Brass Sweat Adapter, 1/2" PEX x 1/2" Copper	25
LF4515075	ProPEX LF Brass Sweat Adapter, 1/2" PEX x 3/4" Copper	25
Q4516350	ProPEX Brass Sweat Adapter, 5/8" PEX x 1/2" Copper	10
Q4516375	ProPEX Brass Sweat Adapter, 5/8" PEX x 3/4" Copper	10
Q5517550	ProPEX Brass Sweat Adapter, 3/4" PEX x 1/2" Copper	25
Q5517575	ProPEX Brass Sweat Adapter, 3/4" PEX x 3/4" Copper	25
Q5517510	ProPEX Brass Sweat Adapter, 3/4" PEX x 1" Copper	10
Q5511010	ProPEX Brass Sweat Adapter, 1" PEX x 1" Copper	10
Q5511313	ProPEX Brass Sweat Adapter, 1 1/4" PEX x 1 1/4" Copper	1
Q5511515	ProPEX Brass Sweat Adapter, 1 1/2" PEX x 1 1/2" Copper	1
Q5512020	ProPEX Brass Sweat Adapter, 2" PEX x 2" Copper	1
LF4512525	ProPEX LF Brass Sweat Adapter, 2 1/2" PEX x 2 1/2" Copper	1
LF4513030	ProPEX LF Brass Sweat Adapter, 3" PEX x 3" Copper	1

## ProPEX brass sweat adapters



ProPEX brass fitting adapters transition Uponor PEX tubing to copper fittings. ProPEX brass is intended for non-potable heating and cooling applications.

**Note:** ProPEX tool is required. ProPEX rings sold separately.

**Note:** Do not press these adapters. For copper press applications, see **page 96** for ProPEX LF brass copper press adapters.

Part no.	Part description	Pkg. qty.
Q5505050	ProPEX Brass Fitting Adapter, 1/2" PEX x 1/2" Copper	25
Q4506350	ProPEX Brass Fitting Adapter, 5/8" PEX x 1/2" Copper	10
Q4506375	ProPEX Brass Fitting Adapter, 5/8" PEX x 3/4" Copper	10
Q5507550	ProPEX Brass Fitting Adapter, 3/4" PEX x 1/2" Copper	25
Q5507575	ProPEX Brass Fitting Adapter, 3/4" PEX x 3/4" Copper	25
Q5507510	ProPEX Brass Fitting Adapter, 3/4" PEX x 1" Copper	10
Q5501010	ProPEX Brass Fitting Adapter, 1" PEX x 1" Copper	10
Q5501313	ProPEX Brass Fitting Adapter, 1 1/4" PEX x 1 1/4" Copper	1
Q5501515	ProPEX Brass Fitting Adapter, 1 1/2" PEX x 1 1/2" Copper	1
Q5502020	ProPEX Brass Fitting Adapter, 2" PEX x 2" Copper	1

## ProPEX brass fitting adapters



# Radiant and hydronic piping systems

## ProPEX LF brass elbow adapters



ProPEX LF brass elbow adapters make 90-degree connections for 1/2" Uponor PEX tubing to 1/2" male NPT thread or copper sweat.

**Note:** ProPEX tool is required. ProPEX rings sold separately.

Part no.	Part description	Pkg. qty.
LF4125050	ProPEX LF Brass Elbow Adapter, 1/2" PEX x 1/2" MIP	25
LF4730500	ProPEX LF Brass Elbow Adapter, 1/2" PEX x 1/2" Male CU	10

## ProPEX LF brass copper press adapters



ProPEX LF brass copper press adapters transition Uponor PEX tubing to copper pipe.

**Note:** ProPEX tool and copper press tool are required. ProPEX rings sold separately.

Part no.	Part description	Pkg. qty.
LFP4515050	ProPEX LF Brass Copper Press Adapter, 1/2" PEX x 1/2" Copper	25
LFP4517575	ProPEX LF Brass Copper Press Adapter, 3/4" PEX x 3/4" Copper	25
LFP4511010	ProPEX LF Brass Copper Press Adapter, 1" PEX x 1" Copper	10
LFP4511313	ProPEX LF Brass Copper Press Adapter, 1 1/4" PEX x 1 1/4" Copper	1
LFP4511515	ProPEX LF Brass Copper Press Adapter, 1 1/2" PEX x 1 1/2" Copper	1
LFP4512020	ProPEX LF Brass Copper Press Adapter, 2" PEX x 2" Copper	1
LFP4512525	ProPEX LF Brass Copper Press Adapter, 2 1/2" PEX x 2 1/2" Copper	1
LFP4513030	ProPEX LF Brass Copper Press Adapter, 3" PEX x 3" Copper	1

## ProPEX LF brass copper press fitting adapters



ProPEX LF brass copper press fitting adapters connect Uponor PEX to copper press piping systems. For use with ASTM B88 Type K, L or M copper pipe and ASME B16.51 copper press fittings.

**Note:** ProPEX tool and copper press tool are required. ProPEX rings sold separately.

Part no.	Part description	Pkg. qty.
LFP4505050	ProPEX LF Brass Copper Press Fitting Adapter, 1/2" PEX x 1/2" Copper	25
LFP4507575	ProPEX LF Brass Copper Press Fitting Adapter, 3/4" PEX x 3/4" Copper	25
LFP4501010	ProPEX LF Brass Copper Press Fitting Adapter, 1" PEX x 1" Copper	10
LFP4501313	ProPEX LF Brass Copper Press Fitting Adapter, 1 1/4" PEX x 1 1/4" Copper	1
LFP4501515	ProPEX LF Brass Copper Press Fitting Adapter, 1 1/2" PEX x 1 1/2" Copper	1
LFP4502020	ProPEX LF Brass Copper Press Fitting Adapter, 2" PEX x 2" Copper	1
LFP4502525	ProPEX LF Brass Copper Press Fitting Adapter, 2 1/2" PEX x 2 1/2" Copper	1
LFP4503030	ProPEX LF Brass Copper Press Fitting Adapter, 3" PEX x 3" Copper	1

# Radiant and hydronic piping systems

ProPEX LF brass copper tube size (CTS) groove fitting adapters provide a direct connection to groove connections designed to meet CSA B242-05. These fittings are CTS on the groove connection side.

**Note:** ProPEX tool is required. ProPEX rings sold separately.

Part no.	Part description	Pkg. qty.
LFV2962020	ProPEX LF Groove Fitting Adapter, 2" PEX LF Brass x 2" CTS Groove	1
LFV2962025	ProPEX LF Groove Fitting Adapter, 2" PEX LF Brass x 2½" CTS Groove	1
LFV2962525	ProPEX LF Groove Fitting Adapter, 2½" PEX LF Brass x 2½" CTS Groove	1
LFV2963030	ProPEX LF Groove Fitting Adapter, 3" PEX LF Brass x 3" CTS Groove	1

## ProPEX LF brass CTS groove fitting adapters



ProPEX LF brass iron pipe size (IPS) groove fitting adapters provide a direct connection to groove connections designed to meet CSA B242-05. These fittings are IPS on the groove connection side.

**Note:** ProPEX tool is required. ProPEX rings sold separately.

Part no.	Part description	Pkg. qty.
LFV2972020	ProPEX LF Groove Fitting Adapter, 2" PEX LF Brass x 2" IPS Groove	1
LFV2972025	ProPEX LF Groove Fitting Adapter, 2" PEX LF Brass x 2½" IPS Groove	1
LFV2972520	ProPEX LF Groove Fitting Adapter, 2½" PEX LF Brass x 2" IPS Groove	1
LFV2972525	ProPEX LF Groove Fitting Adapter, 2½" PEX LF Brass x 2½" IPS Groove	1
LFV2972530	ProPEX LF Groove Fitting Adapter, 2½" PEX LF Brass x 3" IPS Groove	1
LFV2973025	ProPEX LF Groove Fitting Adapter, 3" PEX LF Brass x 2½" IPS Groove	1
LFV2973030	ProPEX LF Groove Fitting Adapter, 3" PEX LF Brass x 3" IPS Groove	1

## ProPEX LF brass IPS groove fitting adapters



# Radiant and hydronic piping systems

## ProPEX LF brass CPVC spigot adapters



ProPEX LF brass CPVC spigot adapters transition Uponor PEX tubing to CPVC (CTS) fittings.

**Note:** ProPEX tool is required. ProPEX rings sold separately. Follow all CPVC manufacturer's instructions for proper CPVC connections.

Part no.	Part description	Pkg. qty.
CP4501313	ProPEX LF Brass x CPVC Spigot Adapter, 1/4" PEX x 1/4" CPVC (CTS)	1
CP4501515	ProPEX LF Brass x CPVC Spigot Adapter, 1/2" PEX x 1/2" CPVC (CTS)	1
CP4502020	ProPEX LF Brass x CPVC Spigot Adapter, 2" PEX x 2" CPVC (CTS)	1

## ProPEX LF brass CPVC socket adapters



ProPEX LF brass CPVC socket adapters transition Uponor PEX tubing to CPVC (CTS) pipe.

**Note:** ProPEX tool is required. ProPEX rings sold separately. Follow all CPVC manufacturer's instructions for proper CPVC connections.

Part no.	Part description	Pkg. qty.
CP4511313	ProPEX LF Brass x CPVC Socket Adapter, 1/4" PEX x 1/4" CPVC (CTS)	1
CP4511515	ProPEX LF Brass x CPVC Socket Adapter, 1/2" PEX x 1/2" CPVC (CTS)	1
CP4512020	ProPEX LF Brass x CPVC Socket Adapter, 2" PEX x 2" CPVC (CTS)	1

## ProPEX LF Brass CPVC Spigot Adapter Kit



ProPEX LF brass copper tube size (CTS) groove fitting adapters provide a direct connection to groove connections designed to meet CSA B242-05. These fittings are CTS on the groove connection side.

Part no.	Part description	Pkg. qty.
CP4501300	ProPEX LF Brass x CPVC Spigot Adapter Kit, 1/4" PEX x 1/4" CPVC (IPS or CTS)	1
CP4501500	ProPEX LF Brass x CPVC Spigot Adapter Kit, 1/2" PEX x 1/2" CPVC (IPS or CTS)	1
CP4502000	ProPEX LF Brass x CPVC Spigot Adapter Kit, 2" PEX x 2" CPVC (IPS or CTS)	1

## ProPEX LF brass flange adapter kits



ProPEX LF brass flange adapter kits are available for 2 1/2" and 3" PEX pipe sizes. The kits include a ProPEX adapter, a flange adapter and four nuts and bolts. The flanges carry a 150-lb. rating.

**Note:** ProPEX tool is required. ProPEX rings sold separately.

Part no.	Part description	Pkg. qty.
LF2982525	ProPEX LF Brass Flange Adapter Kit, 2 1/2" PEX (150 lb.)	1
LF2983030	ProPEX LF Brass Flange Adapter Kit, 3" PEX (150 lb.)	1

# Radiant and hydronic piping systems

## Tubing transition fittings

QS-style brass coupling nipples and the appropriate fitting assemblies connect  $\frac{5}{16}$ ",  $\frac{3}{8}$ ",  $\frac{1}{2}$ ",  $\frac{5}{8}$ " or  $\frac{3}{4}$ " Uponor PEX tubing together.

Part no.	Part description	Pkg. qty.
A4322020	QS-style Coupling Nipple, R20 x R20	10
A4322525	QS-style Coupling Nipple, R25 x R25 (for $\frac{3}{4}$ " and $\frac{5}{8}$ " tubing only)	10

### QS-style coupling nipples



QS-style brass conversion nipples and the appropriate fittings connect  $\frac{5}{16}$ ",  $\frac{3}{8}$ ",  $\frac{1}{2}$ ",  $\frac{5}{8}$ " or  $\frac{3}{4}$ " Uponor PEX tubing to  $\frac{1}{2}$ ",  $\frac{3}{4}$ " and 1" NPT.

Part no.	Part description	Pkg. qty.
A4322050	QS-style Conversion Nipple, R20 x $\frac{1}{2}$ " NPT	10
A4322075	QS-style Conversion Nipple, R20 x $\frac{3}{4}$ " NPT	10
A4322575	QS-style Conversion Nipple, R25 x $\frac{3}{4}$ " NPT (for $\frac{3}{4}$ " tubing only)	10

### QS-style conversion nipples



QS-style copper adapters (R20 or R25) and appropriate QS-style fitting assemblies transition Uponor PEX tubing to  $\frac{1}{2}$ " and  $\frac{3}{4}$ " copper pipe.

Part no.	Part description	Pkg. qty.
A4332050	QS-style Copper Adapter, R20 x $\frac{1}{2}$ " Copper	10
A4332075	QS-style Copper Adapter, R20 x $\frac{3}{4}$ " Copper	10
A4332575	QS-style Copper Adapter, R25 x $\frac{3}{4}$ " Copper (for $\frac{3}{4}$ " and $\frac{5}{8}$ " tubing only)	10

### QS-style copper adapters



QS-style copper fitting adapters and appropriate QS-style fitting assemblies transition Uponor PEX tubing to  $\frac{1}{2}$ " and  $\frac{3}{4}$ " copper fittings.

Part no.	Part description	Pkg. qty.
A4342050	QS-style Copper Fitting Adapter, R20 x $\frac{1}{2}$ " Copper	10
A4342075	QS-style Copper Fitting Adapter, R20 x $\frac{3}{4}$ " Copper	10
A4342575	QS-style Copper Fitting Adapter, R25 X $\frac{3}{4}$ " Copper (for $\frac{3}{4}$ " and $\frac{5}{8}$ " tubing only)	10
A4342510	QS-style Copper Fitting Adapter, R25 X 1" Copper (for $\frac{3}{4}$ " and $\frac{5}{8}$ " tubing only)	10

### QS-style copper fitting adapters



Use  $\frac{5}{16}$ " repair couplings for  $\frac{5}{16}$ " PEX x  $\frac{5}{16}$ " PEX.

**Note:** One-piece repair coupling comes as an assembly. No other fittings are necessary. For all other sizes of tubing, see ProPEX EP couplings section on **pages 85-86**. EP couplings are suitable for direct burial.

Part no.	Part description	Pkg. qty.
A4010313	$\frac{5}{16}$ " Repair Coupling	10

### Repair couplings



# Radiant and hydronic piping systems

## Baseboard fittings

### QS-style baseboard elbows and tees



QS-style brass baseboard elbows connect 1/2", 5/8" and 3/4" Uponor PEX tubing to 3/4" copper baseboard with the appropriate QS-style fitting assembly.

**Note:** QS-style fitting assembly is required.

Part no.	Part description	Pkg. qty.
◀ A4382075	QS-style Baseboard Elbow, R20 X 3/4" Copper Adapter	10
◀ A4372075	QS-style Baseboard Elbow, R20 x 3/4" Copper Fitting Adapter	10

QS-style brass baseboard tees connect 1/2" and 5/8" Uponor PEX tubing to 3/4" copper baseboard (includes 1/8" threads for air vent).

Part no.	Part description	Pkg. qty.
◀ A4392075	QS-style Baseboard Tee, R20 x 3/4" Copper Adapter	10

### ProPEX baseboard elbows and tees



ProPEX brass baseboard elbows connect 1/2", 5/8" and 3/4" Uponor PEX tubing products to 3/4" copper baseboard.

**Note:** ProPEX tool is required. ProPEX rings sold separately.

Part no.	Part description	Pkg. qty.
Q4385075	ProPEX Baseboard Elbow, 1/2" PEX x 3/4" Copper Adapter	10
Q4386375	ProPEX Baseboard Elbow, 5/8" PEX x 3/4" Copper Adapter	10
Q4387575	ProPEX Baseboard Elbow, 3/4" PEX x 3/4" Copper Adapter	10
Q4375075	ProPEX Baseboard Elbow, 1/2" PEX x 3/4" Copper Fitting Adapter	10
Q4376375	ProPEX Baseboard Elbow, 5/8" PEX x 3/4" Copper Fitting Adapter	10
Q4377575	ProPEX Baseboard Elbow, 3/4" PEX x 3/4" Copper Fitting Adapter	10

ProPEX brass baseboard tees connect 1/2", 5/8" and 3/4" Uponor PEX tubing products to 3/4" copper baseboard (includes 1/8" threads for air vent). Air vent is not included.



Part no.	Part description	Pkg. qty.
◀ Q4395075	ProPEX Baseboard Tee, 1/2" PEX x 3/4" Copper Adapter with 1/8" vent tapping	10
◀ Q4396375	ProPEX Baseboard Tee, 5/8" PEX x 3/4" Copper Adapter with 1/8" vent tapping	10

◀ Discontinued item; available while quantities last. Please contact Uponor Customer Service at 888.594.7726 for availability. All sales are final. See the alphanumeric on pages 137-163 for a listing of alternative part numbers.


# Radiant and hydronic piping systems

## Heat-transfer panels and plates

Fast Trak™ is the ideal overpour installation method for remodel and retrofit applications. The preformed knobby mats make it easy to install Uponor PEX tubing for radiant floor heating applications. Fast Trak 0.5 is only ½" thick, eliminating the need to alter baseboards, moldings or doors. The product is made for ⅜" PEX tubing and features an adhesive backing for easy installation to a slab or subfloor. Fast Trak 1.3i is slightly over 1¼" in height. Fast Trak 1.3i uses ⅜" or ½" PEX tubing and includes insulation already in the mat, eliminating the added time and cost of installing insulation under the tubing. Fast Trak edge strips are required to prevent overpour from seeping under the panels and to protect the surrounding substructure from moisture damage and expansion forces.

Part no.	Part description	Panel coverage	Pkg. qty.
A5090313	Fast Trak 0.5	8.3 ft <sup>2</sup> /panel	20
A5090500	Fast Trak 1.3i	12.1 ft <sup>2</sup> /panel	18
A5091000	Fast Trak Edge Strip, 65-ft. roll		10

### Fast Trak™



Joist Trak™ extruded, 16-gauge aluminum heat transfer panels use ⅜" or ½" Uponor PEX in floor joist applications. Each panel is 4' x 3½" and comes packaged 20 per box. They provide easy installation, increased heat transfer and superior comfort.

**Note:** Screws not included.

Part no.	Part description	Pkg. qty.
A5080375	Joist Trak, ⅜" Heat Transfer Panel	20
A5080500	Joist Trak, ½" Heat Transfer Panel	20

### Joist Trak™



Quik Trak® ½" x 4' plywood panels are attached to a 30-gauge aluminum heat transfer sheet. Use with ⅜" Wirsbo hePEX tubing only. A fully assembled set consists of six panels fastened together with strapping tape. The panels are staggered (2") on both ends to aid alignment.

Part no.	Part description	Pkg. qty.
A5060701	Quik Trak 7" x 48" Panels	10
A5060761	Quik Trak 7" x 48" x 6 Panels (fully assembled set)	1

### Quik Trak®



Quik Trak return panels are designed with a U-shaped groove to complete tubing turns. Each return panel Quik Trak return panels is shipped with a separate aluminum sheet for installation beneath the panel. Use with ⅜" Wirsbo hePEX tubing only.


Part no.	Part description	Pkg. qty.
A5060702	Quik Trak 7" x 48" Return Panels	10

### Quik Trak return panels



# Radiant and hydronic piping systems


## Quik Trak combo panels



Quik Trak combo panels simplify installations when multiple tubing runs are needed in a tight space back to the manifold. Each panel is shipped with a separate aluminum sheet for installation beneath the panel. Use with  $\frac{5}{16}$ " Wirsbo hePEX tubing only.

Part no.	Part description	Pkg. qty.
A5060712	Quik Trak 12" x 48" Combo Panel, 6 runs with return	5
A5060722	Quik Trak 12" x 12" Combo 90, 6 runs	5
A5060732	Quik Trak 7" x 12" Combo Access Panel, 6 runs with 1 access	6

## Quik Trak screws



The  $\frac{1}{4}$ " screws are designed specifically for Quik Trak installations using  $\frac{3}{4}$ " subfloors.

Part no.	Part description	Pkg. qty.
E6051250	Quik Trak Screws ( $\frac{1}{4}$ "), 2,500/pkg.	1

## Quik Trak sealants



Quik Trak sealants are 100% silicone and provide good thermal transfer. Use to adhere  $\frac{5}{16}$ " Wirsbo hePEX tubing in the Quik Trak groove. One tube of sealant covers 146 linear feet or 86 square feet of space.

Part no.	Part description	Pkg. qty.
E6050010	Quik Trak Sealant, 10.3 fluid oz. (300 ml)	24

## Quik Trak installation tool kits



Quik Trak installation tool kits offer labor-saving speed for Quik Trak installations. The kits feature a lightweight, easy-to-use screw gun with an extension arm to reduce fatigue. The kits include a 120VAC screw gun with vertical extension arm, square-head drive screw bits, bit-retrieval tool and hard-sided case.

Part no.	Part description	Pkg. qty.
E6050000	Quik Trak Installation Tool Kit	1
E6050005	Quik Drive Bits (set of 3 square drive bits)	1



# Radiant and hydronic piping systems

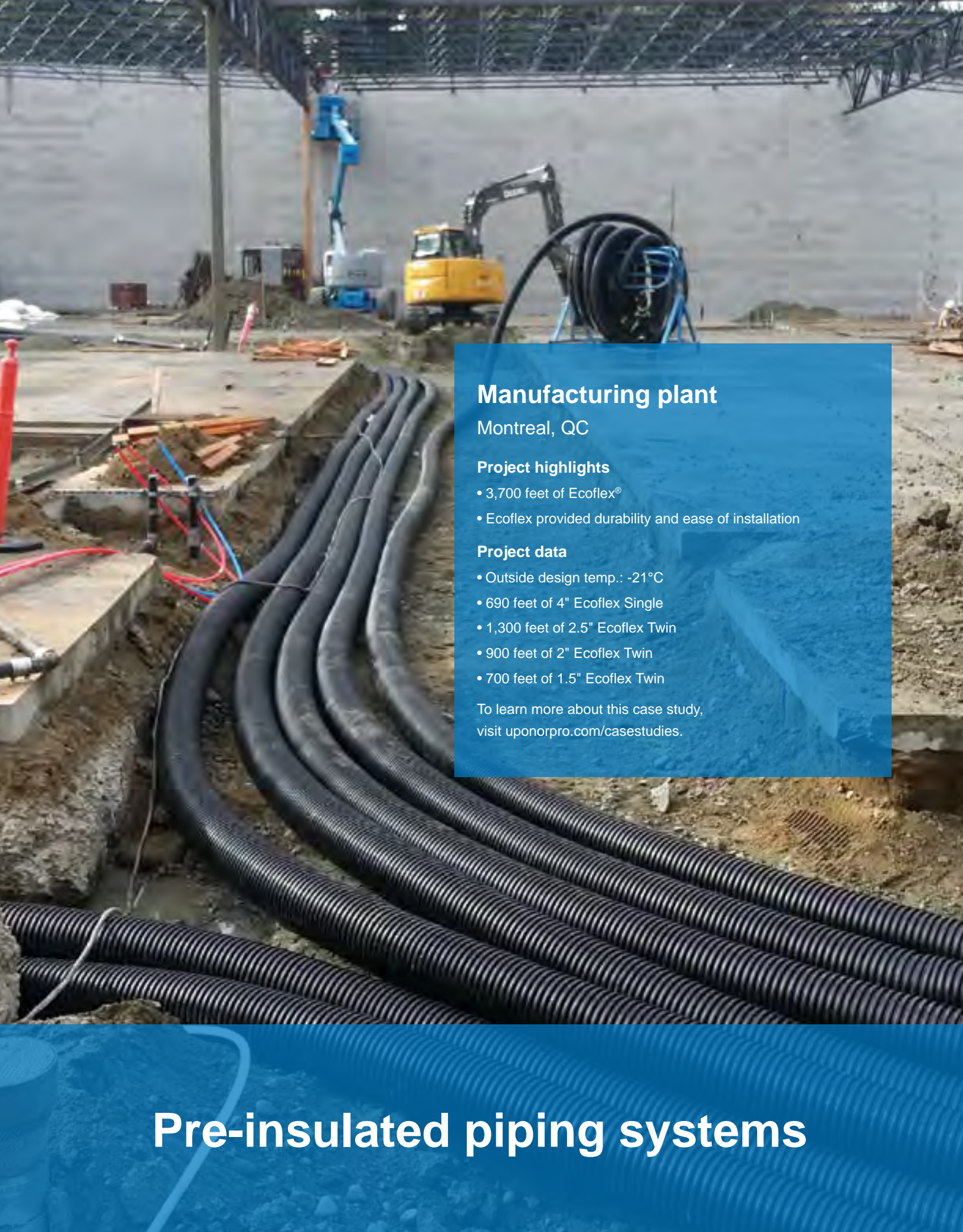
---

## ***Tools and accessories***

Refer to the following pages for a full listing of tools and accessories.

- Tube uncoilers: **page 123**
- Tube cutters: **page 124**
- ProPEX tools and accessories: **pages 125-126**
- Other tools: **page 126**
- Tubing supports: **pages 127-128**
- Fasteners, fastener tools and protectors: **pages 129-132**





## Manufacturing plant

Montreal, QC

### Project highlights

- 3,700 feet of Ecoflex®
- Ecoflex provided durability and ease of installation

### Project data

- Outside design temp.: -21°C
- 690 feet of 4" Ecoflex Single
- 1,300 feet of 2.5" Ecoflex Twin
- 900 feet of 2" Ecoflex Twin
- 700 feet of 1.5" Ecoflex Twin

To learn more about this case study, visit [uponorpro.com/casestudies](https://uponorpro.com/casestudies).

# Pre-insulated piping systems

# Pre-insulated piping systems

## ***Ecoflex custom manufactured products***

Uponor offers the following custom manufacturing products for Ecoflex pre-insulated pipe systems. Please contact Uponor Customer Service at 888.994.7726 for information about the special product request process.

- Custom and longer-than-standard coil lengths
- Custom tubing configurations subject to \$500.00 (list) setup fee
  - Varied service pipes
  - Conduit line(s)
  - Freeze protection
  - Tracer wiring
- Alternative applications-based products
  - Biomass/biogas
  - Geothermal
  - Mining, oil and gas industries
  - District energy
  - Chilled water

## ***For general terms and conditions***

### **British Columbia and Alberta contact:**

Isonor Inc.  
639-5 Avenue SW Suite 100  
P.O. Box 1821 Calgary Central  
Calgary, AB T2P 1A0  
**866.770.7071**

### **Saskatchewan and Manitoba contact:**

Midwest Distributors  
510 Ave. M South  
Saskatoon, SK S7M 2K9  
**306.244.6622**

### **Eastern Canada contact:**

Isonor Inc.  
7076 Regional Road 44  
Spencerville, ON K0E 1X0  
**866.770.7071**

## ***Ecoflex uncoilers***

Ecoflex uncoilers are available to lease for qualified orders. Contact your Uponor representative for details.



# Pre-insulated piping systems

## Ecoflex thermal

Ecoflex thermal single pipes are designed for fluid transfer in heating and cooling applications. The Wirsbo hePEX service pipe in Ecoflex thermal single piping is manufactured by the Engel-method (PEX-a) process and is listed to ASTM F876 and F877. An oxygen-diffusion barrier extruded onto the service pipe dramatically reduces the amount of oxygen molecules that can migrate through the tubing wall. This oxygen-diffusion barrier protects ferrous components within the fluid pathway from corrosion. The pipe is surrounded by multi-layer, closed-cell, PEX-foam insulation and a water-resistant, corrugated HDPE jacket, making it ideal for direct-burial applications.

**Note:** Use ProPEX fittings up to 3" or WIPEX fittings for the whole range.

**Manufacturing standards:** ASTM F876, ASTM F877, CSA B137.5

**Product listings:** cNSFus-rfh, cNSFus-pw, PEX 5106

### Ecoflex thermal single pipes



Part no.	Part description	Full coil dimension	Full coil length
5012775	¾" Thermal Single with 2.7" Jacket, 1,000-ft. coil	75" x 31"	1,000'
5012710	1" Thermal Single with 2.7" Jacket, 1,000-ft. coil	75" x 31"	1,000'
5015510	1" Thermal Single with 5.5" Jacket, 600-ft. coil	83" x 53"	600'
5015513	1¼" Thermal Single with 5.5" Jacket, 500-ft. coil	83" x 44"	500'
5016915	1½" Thermal Single with 6.9" Jacket, 300-ft. coil	78" x 49"	300'
5016920	2" Thermal Single with 6.9" Jacket, 300-ft. coil	78" x 49"	300'
5016925	2½" Thermal Single with 6.9" Jacket, 300-ft. coil	78" x 49"	300'
5017930	3" Thermal Single with 7.9" Jacket, 300-ft. coil	84" x 53"	300'
5017935	3½" Thermal Single with 7.9" Jacket, 300-ft. coil	84" x 53"	300'
5017940	4" Thermal Single with 7.9" Jacket, 300-ft. coil	86" x 53"	300'

# Pre-insulated piping systems

## Ecoflex thermal twin pipes



Ecoflex thermal twin pipes are designed for fluid transfer in heating and cooling applications. The Wirsbo hePEX service pipes in Ecoflex thermal twin piping are manufactured by the Engel-method (PEX-a) process and are listed to ASTM F876 and F877. An oxygen-diffusion barrier extruded onto the service pipe dramatically reduces the amount of oxygen molecules that can migrate through the tubing wall. This oxygen-diffusion barrier protects ferrous components within the fluid pathway from corrosion. The pipe is surrounded by multi-layer, closed-cell, PEX-foam insulation and a water-resistant, corrugated HDPE jacket, making it ideal for direct-burial applications.

**Note:** Use ProPEX fittings up to 3" or WIPEX fittings for the whole range.

**Manufacturing standards:** ASTM F876, ASTM F877, CSA B137.5

**Product listings:** cNSFus-rfh, cNSFus-pw, PEX 5106

Part no.	Part description	Full coil dimension	Full coil length
5026910	1" Thermal Twin with 6.9" Jacket, 600-ft. coil	93" x 64"	600'
5025513	1¼" Thermal Twin Jr. with 5.5" Jacket, 600-ft. coil	83" x 55"	600'
5026913	1¼" Thermal Twin with 6.9" Jacket, 500-ft. coil	93" x 53"	500'
5026915	1½" Thermal Twin with 6.9" Jacket, 300-ft. coil	78" x 49"	300'
5027920	2" Thermal Twin with 7.9" Jacket, 300-ft. coil	84" x 53"	300'
5027925	2½" Thermal Twin with 7.9" Jacket, 300-ft. coil	84" x 53"	300'

## Ecoflex potable

Ecoflex potable HDPE pipes feature high-density polyethylene (HDPE) service pipes in ASTM sizes. It is an economical solution for pre-insulated distribution for chilled-water, cooling and low-temperature heating applications. The HDPE service pipe has no oxygen barrier on it and is manufactured in accordance with PE 3408 or PE 3608 or PE 4710, ASTM D3035 or F714 C3, AWWA C901 or C906, and NSF-61 or NSF-pw. The pipe is surrounded by multi-layer, closed-cell, PEX-foam insulation and a water-resistant, corrugated HDPE jacket, making it ideal for direct-burial applications.

### Temperature and pressure ratings:

- 140°F (60°C) at 80psi
- 120°F (48.9°C) at 101psi
- 100°F (37.8°C) at 125psi
- 73°F (22.8°C) at 160psi

**Note:** Use standard SDR 11 HDPE fittings to connect the tubing.

**Ecoflex potable HDPE pipes**



Part no.	Part description	Full coil dimension	Full coil length
5115513	1¼" Potable HDPE with 5.5" Jacket, 300-ft. coil	72" x 42"	300'
5115515	1½" Potable HDPE with 5.5" Jacket, 300-ft. coil	72" x 42"	300'
5115520	2" Potable HDPE with 5.5" Jacket, 300-ft. coil	72" x 42"	300'
5116930	3" Potable HDPE with 6.9" Jacket, 300-ft. coil	78" x 49"	300'
5117940	4" Potable HDPE with 7.9" Jacket, 300-ft. coil	86" x 53"	300'

Discontinued item; available while quantities last. Please contact Uponor Customer Service at 888.594.7726 for availability. All sales are final. See the alphanumeric on pages 137-163 for a listing of alternative part numbers.

# Pre-insulated piping systems

## Ecoflex potable PEX single pipes



Ecoflex potable PEX single pipes are designed for potable-water distribution applications. The Uponor AquaPEX service pipes in Ecoflex potable PEX piping are manufactured by the Engel-method (PEX-a) process and are listed to ASTM F876 and F877. The pipe is surrounded by multi-layer, closed-cell, PEX-foam insulation and a water-resistant, corrugated HDPE jacket, making it ideal for direct-burial applications.

**Note:** Use ProPEX fittings up to 3" or WIPEX fittings for the whole range.

**Codes:** UPC, IPC, NSPC, NPC of Canada

**Manufacturing standards:** ASTM F876, ASTM F877, CSA B137.5, NSF/ANSI Standard 14, NSF/ANSI Standard 61

**Product listings:** cNSFus-pw, PEX 5106

Part no.	Part description	Full coil dimension	Full coil length
5212775	¾" Potable PEX with 2.7" Jacket, 1,000-ft. coil	75" x 31"	1,000'
5212710	1" Potable PEX with 2.7" Jacket, 1,000-ft. coil	75" x 31"	1,000'
5215510	1" Potable PEX with 5.5" Jacket, 600-ft. coil	83" x 53"	600'
5215513	1¼" Potable PEX with 5.5" Jacket, 500-ft. coil	83" x 53"	500'
5216915	1½" Potable PEX with 6.9" Jacket, 300-ft. coil	78" x 49"	300'
5216920	2" Potable PEX with 6.9" Jacket, 300-ft. coil	78" x 49"	300'
5217930	3" Potable PEX with 7.9" Jacket, 300-ft. coil	84" x 53"	300'



# Pre-insulated piping systems

Ecoflex potable PEX twin pipes are designed for potable-water distribution applications. The Uponor AquaPEX service pipes in Ecoflex potable PEX piping are manufactured by the Engel-method (PEX-a) process and are listed to ASTM F876 and F877. The pipe is surrounded by multi-layer, closed-cell, PEX-foam insulation and a water-resistant, corrugated HDPE jacket, making it ideal for direct-burial applications.

**Note:** Use ProPEX fittings up to 3" or WIPEX fittings for the whole range.


**Codes:** UPC, IPC, NSPC, NPC of Canada

**Manufacturing standards:** ASTM F876, ASTM F877, CSA B137.5, NSF/ANSI Standard 14, NSF/ANSI Standard 61

**Product listings:** cNSFus-pw, PEX 5106

Part no.	Part description	Full coil dimension	Full coil length
5226910	1" Potable PEX Twin with 6.9" Jacket, 600-ft. coil	93" x 64"	600'
5226913	1¼" Potable PEX Twin with 6.9" Jacket, 500-ft. coil	93" x 53"	500'
5226915	1½" Potable PEX Twin with 6.9" Jacket, 300-ft. coil	78" x 49"	300'
5227920	2" Potable PEX Twin with 7.9" Jacket, 300-ft. coil	86" x 53"	300'

## Ecoflex potable PEX twin pipes



Ecoflex Potable Plus is a pre-insulated pipe with a heat trace wire applied on the pipe. This product features a self-regulating heat trace wire with a maximum output of 5W/ft to keep the water from freezing. The Uponor AquaPEX service pipe in Ecoflex Potable Plus piping is manufactured by the Engel-method (PEX-a) process and is listed to ASTM F876 and F877. The tubing is surrounded by multi-layer, closed-cell, PEX-foam insulation and a water-resistant, corrugated HDPE jacket, making it ideal for direct-burial applications.

**Note:** Use ProPEX Fittings.


**Codes:** UPC, IPC, NSPC, NPC of Canada, National Electrical Code, Canadian Electrical Code part 1

**Manufacturing Standards:** ASTM F876, ASTM F877, CSA B137.5, ASTM 1960, NSF/ANSI Standard 41, NSF/ANSI Standard 61

**Product Listings:** cNSFus-pw, PEX 5106, CSA C22.2 No 130-03 (R2012), ANSI/IEEE 515-2011

Part no.	Part description	Full coil dimension	Full coil length
5455513	1¼" Potable PEX Plus with 5.5" Jacket, 5 W/ft., 240VAC	83" x 46"	300
5992000	Heat-trace Power Terminal Block		
5993000	Heat-trace End Seal, SF-E		
5994000	Heat-trace Tee Splice, SF-T		

## Ecoflex potable PEX plus pipes



# Pre-insulated piping systems

## Pre-insulated PEX pipes

Uponor's pre-insulated PEX pipe offering complies with ASHRAE 90.1-2013 and the 2012 International Energy Conservation Code (IECC). The pipe is available in ½" to 2" configurations with ½", 1", 1½" and 2" insulation that features manufactured sealed seams that run the entire length of the coil. Check with local code authorities regarding energy-code requirements for specific applications.

### Pre-insulated Wirsbo hePEX coils



Pre-insulated Wirsbo hePEX is available on a made-to-order basis. Contact Uponor Customer Service at 888.994.7726 for availability and pricing.

Part no.	Part description	Coils/pallet
A6140500	½" Pre-insulated Wirsbo hePEX with ½" insulation, 100-ft. coil	7
A6140750	¾" Pre-insulated Wirsbo hePEX with ½" insulation, 100-ft. coil	7
A6141000	1" Pre-insulated Wirsbo hePEX with ½" insulation, 100-ft. coil	2
A6141250	1¼" Pre-insulated Wirsbo hePEX with ½" insulation, 100-ft. coil	2
A6150500	½" Pre-insulated Wirsbo hePEX with 1" insulation, 100-ft. coil	2
A6150750	¾" Pre-insulated Wirsbo hePEX with 1" insulation, 100-ft. coil	2
A6151000	1" Pre-insulated Wirsbo hePEX with 1" insulation, 100-ft. coil	2
A6151250	1¼" Pre-insulated Wirsbo hePEX with 1" insulation, 100-ft. coil	2
A6160500	½" Pre-insulated Wirsbo hePEX with 1½" insulation, 100-ft. coil	2
A6160750	¾" Pre-insulated Wirsbo hePEX with 1½" insulation, 100-ft. coil	2
A6161000	1" Pre-insulated Wirsbo hePEX with 1½" insulation, 100-ft. coil	2
A6161250	1¼" Pre-insulated Wirsbo hePEX with 1½" insulation, 100-ft. coil	2
A6161500	1½" Pre-insulated Wirsbo hePEX with 1½" insulation, 75-ft. coil	2
A6162000	2" Pre-insulated Wirsbo hePEX with 1½" insulation, 75-ft. coil	2
A6171500	1½" Pre-insulated Wirsbo hePEX with 2" insulation, 50-ft. coil	2
A6172000	2" Pre-insulated Wirsbo hePEX with 2" insulation, 50-ft. coil	2

# Pre-insulated piping systems

Uponor Pre-insulated AquaPEX with 1" and 1½" insulation are available on a made-to-order basis. Contact Uponor Customer Service at 888.994.7726 for availability and pricing.

## Pre-insulated Uponor AquaPEX coils

Part no.	Part description	Coils/pallet
F6040500	½" Pre-insulated Uponor AquaPEX with ½" insulation, 100-ft. coil	3
F6150500	½" Pre-insulated Uponor AquaPEX with 1" insulation, 100-ft. coil	7
F6040750	¾" Pre-insulated Uponor AquaPEX with ½" insulation, 100-ft. coil	7
F6150750	¾" Pre-insulated Uponor AquaPEX with 1" insulation, 100-ft. coil	2
F6041000	1" Pre-insulated Uponor AquaPEX with ½" insulation, 100-ft. coil	2
F6151000	1" Pre-insulated Uponor AquaPEX with 1" insulation, 100-ft. coil	2
F6041250	1¼" Pre-insulated Uponor AquaPEX with ½" insulation, 100-ft. coil	2
F6151250	1¼" Pre-insulated Uponor AquaPEX with 1" insulation, 100-ft. coil	2
F6161500	1½" Pre-insulated Uponor AquaPEX with 1½" insulation, 75-ft. coil	2
F6162000	2" Pre-insulated Uponor AquaPEX with 1½" insulation, 75-ft. coil	2



Part no.	Part description	Bags/bulk bag
F6921250	1¼" Pre-insulated Uponor AquaPEX with ½" insulation, 20-ft. straight length, 100 ft.	4
F6921500	1½" Pre-insulated Uponor AquaPEX with ½" insulation, 20-ft. straight length, 100 ft.	4
F6922000	2" Pre-insulated Uponor AquaPEX with ½" insulation, 20-ft. straight length, 100 ft.	4

## Pre-insulated Uponor AquaPEX straight lengths



# Pre-insulated piping systems

## Fittings

### WIPEX fittings




WIPEX dezincification-resistant (DZR) compression fittings transition PEX service pipe to a male NPT thread for a watertight, leak-resistant system.

**Codes:** IMC, UMC

**Manufacturing standards:** CAN/CSA B137.5, ASTM F877

Part no.	Part description	Pkg. qty.
5550010	WIPEX Fitting 1" PEX x 1" NPT	1
5550013	WIPEX Fitting 1¼" PEX x 1¼" NPT	1
5550015	WIPEX Fitting 1½" PEX x 1½" NPT	1
5550020	WIPEX Fitting 2" PEX x 2" NPT	1
5550025	WIPEX Fitting 2½" x 2" NPT	1
5550030	WIPEX Fitting 3" x 2½" NPT	1
5550035	WIPEX Fitting 3½" x 3" NPT	1
5550040	WIPEX Fitting 4" x 4" NPT	1

### WIPEX sleeve pliers



WIPEX sleeve pliers quickly and easily install Uponor's WIPEX fittings.

Part no.	Part description	Pkg. qty.
5550101	WIPEX Sleeve Pliers 1"-1½"	1
5550102	WIPEX Sleeve Pliers 1½"-3½"	1
5550103	WIPEX Sleeve Pliers 3½"-4"	1

## Rubber end caps

EPDM rubber end caps seal the exposed insulation between the jacket and service pipe after the pipe is cut to make a connection. Each end cap includes a stainless-steel clamp and an EPDM rubber O-ring.

**Note:** Uponor requires end caps at all ends of the piping system to ensure system integrity.

### Single EPDM rubber end caps



Single EPDM rubber end caps are used with Ecoflex thermal single pipes, Ecoflex potable HDPE pipes and Ecoflex potable PEX single pipes.

Part no.	Part description	Pkg. qty.
5852710	End Cap, ¾" and 1" Pipe with 2.7" Jacket	1
5855513	End Cap, 1" and 1¼" PEX Pipe with 5.5" Jacket	1
5855520	End Cap, 1¼", 1½" and 2" HDPE Pipe with 5.5" Jacket	1
5856930	End Cap, 1½", 2", 2½" PEX and 3" HDPE Pipe with 6.9" Jacket	1
5857940	End Cap 3, 3½, 4" PEX and 4" HDPE Pipe, 7.9" Jacket	1

Discontinued item; available while quantities last. Please contact Uponor Customer Service at 888.594.7726 for availability. All sales are final. See the alphanumeric on pages 137-163 for a listing of alternative part numbers.

# Pre-insulated piping systems

Twin EPDM end caps are used with Ecoflex thermal twin pipes and Ecoflex potable PEX twin pipes.

## Twin EPDM rubber end caps

Part no.	Part description	Pkg. qty.
1018245	Twin End Cap, 1", 1¼", 1½" PEX Pipe with 5.5" Jacket (25mm, 32mm and 40mm)	1
5956915	Twin End Cap, 1", 1¼" and 1½" PEX Pipe with 6.9" Jacket	1
5957925	Twin End Cap, 2" and 2½" PEX Pipe with 7.9" Jacket	1



## Accessories

Connection vaults provide a fully watertight, insulated enclosure for multiple straight-through and branch connections. Buried underground, connection vaults allow the system designer to virtually eliminate all branch connections typical in traditional underground system design. Step-down outlets are compatible with the majority of Ecoflex piping.

## Connection vaults

Part no.	Part description	Pkg. qty.
◀ 1018326	Ecoflex Connection Vault, 6 outlet	1
◀ 1018327	Ecoflex Connection Vault, 8 outlet	1



Shrink sleeves ensure a watertight seal between the Ecoflex pipe and the exterior of the connection vault. Shrink sleeves may also repair minor damage to the corrugated HPDE jacket of Ecoflex pipe.

## Shrink sleeves for connection vaults

**Note:** Refer to the Pre-insulated Pipe Systems Design and Installation Manual for installation and repair procedures.

Part no.	Part description	Pkg. qty.
1018379	Vault Shrink Sleeve for 5.5" Jacket	1
1018380	Vault Shrink Sleeve for 6.9" Jacket	1
1018381	Vault Shrink Sleeve for 7.9" Jacket	1



Uponor shrinkable tape repairs minor damage to the corrugated HPDE jacket of Ecoflex pipe.

## Shrinkable repair tape

**Note:** Refer to the Pre-insulated Pipe Systems Design and Installation Manual for installation and repair procedures.

Part no.	Part description	Pkg. qty.
1018378	Uponor Shrinkable Tape 9' x 9' roll	1



◀ Discontinued item; available while quantities last. Please contact Uponor Customer Service at 888.594.7726 for availability. All sales are final. See the alphanumeric on pages 137-163 for a listing of alternative part numbers.

# Pre-insulated piping systems

## Insulation kits

All pre-insulated pipe systems insulation kits make insulated connections of single or twin-style Ecoflex pre-insulated pipe with a jacket size of 5.5", 6.9" and 7.9". The kits feature two shells, stainless-steel bolts, plastic pins and joint-sealing compound.

**Note:** Uponor ProPEX fittings and EPDM rubber end caps are required at all ends of the piping system to ensure system integrity.

### Straight insulation kit



Straight insulation kit makes an insulated straight connection of single or twin-style Ecoflex pre-insulated pipe.

Part no.	Part description	Pkg. qty.
1021992	Straight Insulation Kit, 5.5", 6.9", 7.9"	1

### Elbow insulation kit



Elbow insulation kit makes an insulated elbow connection of single or twin-style Ecoflex pre-insulated pipe.

Part no.	Part description	Pkg. qty.
1021991	Elbow Insulation Kit, 5.5", 6.9", 7.9"	1

### Tee insulation kit



Tee insulation kit makes an insulated tee connection of single or twin-style Ecoflex pre-insulated pipe.

Part no.	Part description	Pkg. qty.
1021990	Tee Insulation Kit, 5.5", 6.9", 7.9"	1

## Wall-penetration accessories

H-insulation kit allows for several options of insulated connections between four or five branches of single and twin-style Ecoflex pre-insulated pipe.

Part no.	Part description	Pkg. qty.
1007355	H-Insulation Kit, 5.5", 6.9", 7.9"	1

### H-insulation kit



Reducer bushings are used to reduce the diameter from 5.5" to 2.7" inside the insulation kits.


Part no.	Part description	Pkg. qty.
1007357	Reducer Bushing 5.5" to 2.7"	1

### Reducer bushings



# Pre-insulated piping systems


## Wall sleeves with heat shrink seal kits



Wall sleeves with heat shrink seal kits offer a simple installation for new-block construction or existing walls with irregular holes. The wall sleeve is not engineered for specific bearing loads, but offered for installation convenience and compatibility.

Part no.	Part description	Pkg. qty.
1018266	Wall Sleeve with Heat Shrink for 2.7" Jacket	1
1018269	Wall Sleeve with Heat Shrink for 5.5" Jacket	1
1018268	Wall Sleeve with Heat Shrink for 6.9" and 7.9" Jackets	1

## Compression wall seals



Compression wall seals are used with wall sleeves or used alone where a field core drill is preferred. The required core drill size is specified in the table below.

Part no.	Part description	Core drill	Pkg. qty.
1007358	Compression Wall Seal for 2.7" Jacket	4.75"	1
1007360	Compression Wall Seal for 5.5" Jacket	8"	1
1007361	Compression Wall Seal for 6.9" Jacket	10"	1
1007362	Compression Wall Seal for 7.9" Jacket	10"	1





# Pre-insulated piping systems

## Accessory applications chart

Part number	Service pipe	Jacket size	WIPEX fitting	Rubber end cap	Tee	Straight	Elbow	Compression wall seal	Wall sleeve kit
<b>Thermal single pipes</b>									
5012775	¾"	2.7"	N/A	5852710	1021990 1007357	1021992 1007357	1021991 1007357	1007358	1018266
5012710	1"	2.7"	5550010	5852710	1021990 1007357	1021992 1007357	1021991 1007357	1007358	1018266
5015510	1"	5.5"	5550010	5855513	1021990	1021992	1021991	1007360	1018269
5015513	1¼"	5.5"	5550013	5855513	1021990	1021992	1021991	1007360	1018269
5016915	1½"	6.9"	5550015	5856930	1021990	1021992	1021991	1007361	1018268
5016920	2"	6.9"	5550020	5856930	1021990	1021992	1021991	1007361	1018268
5016925	2½"	6.9"	5550025	5856930	1021990	1021992	1021991	1007361	1018268
5017930	3"	7.9"	5550030	5857940	1021990	1021992	1021991	1007362	1018268
5017935	3½"	7.9"	5550035	5857940	1021990	1021992	1021991	1007362	1018268
5017940	4"	7.9"	5550040	5857940	1021990	1021992	1021991	1007362	1018268
<b>Thermal twin pipes</b>									
5026910	1"	6.9"	5550010	5956915	1021990	1021992	1021991	1007361	1018268
5025513	1¼"	5.5"	5550013	1018245	1021990	1021992	1021991	1007360	1018269
5026913	1¼"	6.9"	5550013	5956915	1021990	1021992	1021991	1007361	1018268
5026915	1½"	6.9"	5550015	5956915	1021990	1021992	1021991	1007361	1018268
5027920	2"	7.9"	5550020	5957925	1021990	1021992	1021991	1007362	1018268
5027925	2½"	7.9"	5550025	5957925	1021990	1021992	1021991	1007362	1018268
<b>Potable HDPE pipes</b>									
5115513	1¼"	5.5"	N/A	5855520	1021990	1021992	1021991	1007360	1018269
5115515	1½"	5.5"	N/A	5855520	1021990	1021992	1021991	1007360	1018269
5115520	2"	5.5"	N/A	5855520	1021990	1021992	1021991	1007360	1018269
5116930	3"	6.9"	N/A	5856930	1021990	1021992	1021991	1007361	1018268
5117940	4"	7.9"	N/A	5857940	1021990	1021992	1021991	1007362	1018268
<b>Potable single pipes</b>									
5212775	¾"	2.7"	N/A	5852710	1021990 1007357	1021992 1007357	1021991 1007357	1007358	1018266
5212710	1"	2.7"	N/A	5852710	1021990 1007357	1021992 1007357	1021991 1007357	1007358	1018266
5215510	1"	5.5"	N/A	5855513	1021990	1021992	1021991	1007360	1018269
5215513	1¼"	5.5"	N/A	5855513	1021990	1021992	1021991	1007360	1018269
5216915	1½"	6.9"	N/A	5856930	1021990	1021992	1021991	1007361	1018268
5216920	2"	6.9"	N/A	5856930	1021990	1021992	1021991	1007361	1018268
5217930	3"	7.9"	N/A	5857940	1021990	1021992	1021991	1007362	1018268
<b>Potable twin pipes</b>									
5226910	1"	6.9"	N/A	5956915	1021990	1021992	1021991	1007361	1018268
5226913	1¼"	6.9"	N/A	5956915	1021990	1021992	1021991	1007361	1018268
5226915	1½"	6.9"	N/A	5956915	1021990	1021992	1021991	1007361	1018268
5227920	2"	7.9"	N/A	5957925	1021990	1021992	1021991	1007362	1018268
<b>Potable PEX plus pipes</b>									
54555513	1¼"	5.5"	N/A	5855513	1021990	1021992	1021991	1007360	1018269

# Pre-insulated piping systems

## Weights and dimensions chart

Part number	Service pipe	Jacket	Coil length	Coil diameter	Coil width	Coil weight	Weight per foot
<b>Thermal single pipes</b>							
5012775	¾"	2.7"	1,000'	75"	31"	350 lbs.	0.35 lbs.
5012710	1"	2.7"	1,000'	75"	31"	380 lbs.	0.38 lbs.
5015510	1"	5.5"	600'	83"	53"	480 lbs.	0.80 lbs.
5015513	1¼"	5.5"	500'	83"	44"	400 lbs.	0.80 lbs.
5016915	1½"	6.9"	300'	78"	49"	438 lbs.	1.46 lbs.
5016920	2"	6.9"	300'	78"	49"	525 lbs.	1.75 lbs.
5016925	2½"	6.9"	300'	78"	49"	591 lbs.	1.97 lbs.
5017930	3"	7.9"	300'	84"	53"	840 lbs.	2.80 lbs.
5017935	3½"	7.9"	300'	84"	53"	894 lbs.	2.98 lbs.
5017940	4"	7.9"	300'	86"	53"	1,110 lbs.	3.70 lbs.
<b>Thermal twin pipes</b>							
5026910	1"	6.9"	600'	93"	64"	922 lbs.	1.54 lbs.
5025513	1¼"	5.5"	600'	83"	55"	768 lbs.	1.28 lbs.
5026913	1¼"	6.9"	500'	93"	53"	853 lbs.	1.71 lbs.
5026915	1½"	6.9"	300'	78"	49"	555 lbs.	1.55 lbs.
5027920	2"	7.9"	300'	84"	53"	804 lbs.	2.68 lbs.
5027925	2½"	7.9"	300'	84"	53"	1,020 lbs.	3.40 lbs.
<b>Potable HDPE pipes</b>							
5115513	1¼"	5.5"	300'	72"	42"	300 lbs.	1.00 lbs.
5115515	1½"	5.5"	300'	72"	42"	300 lbs.	1.00 lbs.
5115520	2"	5.5"	300'	72"	42"	420 lbs.	1.40 lbs.
5116930	3"	6.9"	300'	78"	49"	720 lbs.	2.40 lbs.
5117940	4"	7.9"	300'	86"	53"	1,080 lbs.	3.60 lbs.
<b>Potable PEX single pipes</b>							
5212775	¾"	2.7"	1,000'	75"	31"	350 lbs.	0.35 lbs.
5212710	1"	2.7"	1,000'	75"	31"	380 lbs.	0.38 lbs.
5215510	1"	5.5"	600'	83"	53"	480 lbs.	0.80 lbs.
5215513	1¼"	5.5"	500'	83"	44"	400 lbs.	0.80 lbs.
5216915	1½"	6.9"	300'	78"	49"	438 lbs.	1.46 lbs.
5216920	2"	6.9"	300'	78"	49"	525 lbs.	1.75 lbs.
5217930	3"	7.9"	300'	84"	53"	840 lbs.	2.80 lbs.
<b>Potable PEX twin pipes</b>							
5226910	1"	6.9"	600'	93"	64"	922 lbs.	1.54 lbs.
5226913	1"	6.9"	500'	93"	53"	853 lbs.	1.71 lbs.
5226915	1½"	6.9"	300'	78"	49"	555 lbs.	1.55 lbs.
5227920	2"	7.9"	300'	84"	53"	804 lbs.	2.68 lbs.
<b>Potable PEX plus pipes</b>							
54555513	1¼"	5.5"	300'	83"	46"	315 lbs.	1.05 lbs.

# Pre-insulated piping systems

---

## ***Tools and accessories***

Refer to the following pages for a full listing of tools and accessories.

- Tube uncoilers: **page 123**
- Tube cutters: **page 124**
- ProPEX tools and accessories: **pages 125-126**
- Other tools: **page 126**
- Tubing supports: **pages 127-128**
- Fasteners, fastener tools and protectors: **pages 129-132**

## Tube uncoilers

Select uncoilers facilitate the uncoiling of 5/16" to 1" Uponor PEX. The robust construction features an adjustable reel to allow for either horizontal or vertical position uncoiling. The durable wheels make for easy portability, and the uncoiler is equipped with a tubing-feed eyelet. Maximum coil size for 5/16", 3/8", 1/2", 5/8" and 3/4" tubing is 1,000 ft.; maximum size for 1" pipe is 500 ft.

Part no.	Part description	Pkg. qty.
E6062000	Select Uncoiler	1

### Select uncoilers



Tube uncoilers facilitate the uncoiling of 5/16" to 1" Uponor PEX tubing. Weighted arms hold tubing in place while uncoiling. Eyelet keeps tubing from tangling. Base is collapsible. No additional hardware is necessary for attaching arms.

**Note:** Upon assembly, install the guide pin on the swivel arm to keep the arm in place.

Part no.	Part description	Pkg. qty.
E6061000	Tube Uncoiler	1

### Tube uncoilers



# Tube handling

## Tube cutters

### Tube cutters

Metal tube cutters cut up to 1" PEX tubing. Plastic tube cutters cut up to 1" PEX.



Part no.	Part description	Pkg. qty.
E6081125	Tube Cutter (metal) for up to 1" PEX	1
E6081140	Tube Cutter Replacement Blade for E6081125, spare part	1
E6081128	Tube Cutter (plastic) for up to 1" PEX	1
E6081143	Tube Cutter Replacement Blade for E6081128, spare part	1

### Ratchet-style tube cutters

Ratchet-style PEX tube cutters cut up to 1" PEX. Ratchet-style large-dimension tube cutters cut 1" to 2" PEX.



Part no.	Part description	Pkg. qty.
◀ E6081501	Ratchet-style Tube Cutter for up to 1", PEX	1
◀ E6081545	Tube Cutter Replacement Blade for E6081501, spare part	1
◀ E6081544	Tube Cutter Replacement Blade for E6081500, spare part	1
◀ E6082000	Ratchet-style Large Dimension Tube Cutter for 1" to 2" PEX	1
◀ E6082001	Tube Cutter Replacement Blade for E6082000, spare part	1
E6083000	Ratchet-style PEX Pipe Cutter, 1¼" - 3"	1
E6083001	Tube Cutter Replacement Blade for E6083000, spare part	1

### Swing-style pipe cutters

Swing-style pipe cutters cut up to 4" PEX.



Part no.	Part description
E6084000	Swing-style PEX Pipe Cutter, up to 4"
E6084001	Tube Cutter Replacement Blade for E6084000, spare part

### S-hooks



S-hooks hang on a belt to hold large-dimension ProPEX fittings for easier, hands-free installations.

Part no.	Part description
E6113000	S-hook for ProPEX fittings

◀ Discontinued item; available while quantities last. Please contact Uponor Customer Service at 888.594.7726 for availability. All sales are final. See the alphanumeric on pages 137-163 for a listing of alternative part numbers.

## ProPEX tools and accessories

The Milwaukee M12 ProPEX Expansion Tool offers continuous expansions for maximum install speed, has a compact, right-angle design for use in tight spaces, and features an auto-rotating head for convenient, single-handed operation for expanding  $\frac{3}{8}$ " to 1" tubing sizes. The kit includes the Milwaukee M12 ProPEX Expansion tool; two (2) M12 lithium-ion batteries; a 30-minute charger;  $\frac{1}{2}$ ",  $\frac{3}{4}$ " and 1" expansion heads; grease; and a carrying case.  $\frac{3}{8}$ " and  $\frac{5}{8}$ " expansion heads sold separately.

**Note:** All standard Uponor Expander Heads are compatible with the M12 and M18 tools. Uponor expander heads will not auto-rotate on the Milwaukee tools (only Milwaukee expansion heads will auto-rotate on the M12 and M18). H-heads are not compatible with Milwaukee tools and Milwaukee heads are not compatible with Uponor tools. Milwaukee heads are easily distinguished by color coding and the Milwaukee logo.

Purchase Milwaukee ProPEX Expansion Tools for use with Uponor systems by contacting Milwaukee at 800.268.4015 or visiting [milwaukeetool.ca](http://milwaukeetool.ca) and entering "ProPEX" in the search window.

Model no.	Part description
2432-20	Milwaukee M12 ProPEX Expansion Tool
2432-22	Milwaukee M12 ProPEX Expansion Tool Kit
49-16-2403	$\frac{3}{8}$ " ProPEX Expansion Head
49-16-2404	$\frac{1}{2}$ " ProPEX Expansion Head
49-16-2405	$\frac{5}{8}$ " ProPEX Expansion Head
49-16-2406	$\frac{3}{4}$ " ProPEX Expansion Head

**Milwaukee M12 ProPEX Expansion Tool**



The Milwaukee M18 ProPEX Expansion Tool offers continuous expansions for maximum install speed, has magnesium construction for jobsite durability, and features an auto-rotating head for convenient, single-handed operation for expanding  $\frac{3}{8}$ " to  $1\frac{1}{2}$ " tubing sizes. The kit includes the Milwaukee M18 ProPEX Expansion tool; two (2) M18 XC lithium-ion batteries; a 30-minute charger; 1",  $1\frac{1}{4}$ " and  $1\frac{1}{2}$ " expansion heads; grease; and a carrying case.

**Note:** All standard Uponor Expander Heads are compatible with the M12 and M18 tools. Uponor expander heads will not auto-rotate on the Milwaukee tools (only Milwaukee expansion heads will auto-rotate on the M12 and M18). H-heads are not compatible with Milwaukee tools and Milwaukee heads are not compatible with Uponor tools. Milwaukee heads are easily distinguished by color coding and the Milwaukee logo.

Purchase Milwaukee ProPEX Expansion Tools for use with Uponor systems by contacting Milwaukee at 800.268.4015 or visiting [milwaukeetool.ca](http://milwaukeetool.ca) and entering "ProPEX" in the search window.

Model no.	Part description
2632-20	Milwaukee M18 ProPEX Expansion Tool
2632-22	Milwaukee M18 ProPEX Expansion Tool Kit
49-16-2608	1" M18 ProPEX Expansion Head
49-16-2610	$1\frac{1}{4}$ " M18 ProPEX Expansion Head
49-16-2612	$1\frac{1}{2}$ " M18 ProPEX Expansion Head

**Milwaukee M18 ProPEX Expansion Tool**



# Tools and accessories

## Milwaukee M18 FORCE LOGIC™ 2" – 3" ProPEX expansion tools



Milwaukee M18 FORCE LOGIC™ ProPEX expansion tool was designed in conjunction with Uponor specifically for use with Uponor PEX pipe and ProPEX fittings. They offer continuous expansions for maximum install speed, have magnesium construction for jobsite durability, and feature an auto-rotating head for convenient operation for expanding 2", 2½" and 3" pipe sizes. The kit includes the Milwaukee M18 FORCE LOGIC ProPEX Expansion Tool; two M18 REDLITHIUM XC 9.0 extended-capacity battery packs; M18 and M12 multi-voltage charger; 2", 2½" and 3" expansion heads; 150g ProPEX expander cone grease; side handle; and a carrying case. The M18™ FORCE LOGIC™ 2" – 3" ProPEX® Expansion Tool is also compatible with Milwaukee's ONE-KEY™ digital platform, delivering Integrated Tool Tracking & Security, Service Reporting, and Simplified Tool and Equipment Management. This product feature allows users to protect their investment as well as increase their productivity.

**Note:** All standard Uponor expander heads are compatible with the M12 and M18 tools. Uponor expander heads will not auto-rotate on the Milwaukee tools (only Milwaukee expansion heads will auto-rotate on the M12, M18 and M18 FORCE LOGIC). H-heads are not compatible with Milwaukee tools and Milwaukee heads are not compatible with Uponor tools. Milwaukee heads are easily distinguished by color coding and the Milwaukee logo.

Purchase Milwaukee ProPEX expansion tools for use with Uponor systems by contacting Milwaukee at 800.729.3878 or visiting [milwaukeetool.com/propex](http://milwaukeetool.com/propex).

Model no.	Part description
2633-20HD	Milwaukee M18 FORCE LOGIC ProPEX Expansion Tool
2633-22HD	Milwaukee M18 FORCE LOGIC ProPEX Expansion Tool Kit

## Other tools

### Service wrenches



Service wrenches feature a lightweight, compact design. Use the 1⅜" Service Wrench to tighten QS-style fitting assemblies to the manifolds. Use the TruFLOW Service Wrench, 46mm (1⅞") to tighten manifold union nuts.

Part no.	Part description	Pkg. qty.
E6111188	1⅜" Service Wrench	1
E6110046	TruFLOW Service Wrench, 46mm (1⅞")	1

### Quik Trak installation tool kits



Quik Trak installation tool kits feature an auto-feed screw system for labor-saving speed on Quik Trak installations. The easy-to-use screw gun is lightweight and the extension arm reduces fatigue. The kit includes a 120VAC screw gun with vertical extension arm, square-head drive screw bits, bit-retrieval tool and hard-sided case.

Part no.	Part description	Pkg. qty.
E6050000	Quik Trak Installation Tool Kit	1
E6050005	Quik Drive Bits (set of 3 square drive bits)	1



## Tubing supports

PEX-a pipe supports are made of 23-gauge, galvanized steel and are available in 1/2", 3/4", 1", 1 1/4", 1 1/2", 2", 2 1/2", 3" and 3 1/2" sizes for suspended commercial plumbing and hydronic piping applications, enabling extended support spacing.

Part no.	Part description	Pkg. qty.
F7040500	1/2" PEX-a Pipe Support, 9-ft. length	5
F7040750	3/4" PEX-a Pipe Support, 9-ft. length	5
F7041000	1" PEX-a Pipe Support, 9-ft. length	5
F7041250	1 1/4" PEX-a Pipe Support, 9-ft. length	5
F7041500	1 1/2" PEX-a Pipe Support, 9-ft. length	5
F7042000	2" PEX-a Pipe Support, 9-ft. length	5
F7042500	2 1/2" PEX-a Pipe Support, 9-ft. length	5
F7043000	3" PEX-a Pipe Support, 9-ft. length	5
F7043500	3 1/2" PEX-a Pipe Support, 9-ft. length	5
Q7410510	PEX-a Pipe Support Strapping for 1/2", 3/4" and 1" PEX	100
Q7411220	PEX-a Pipe Support Strapping for 1 1/4", 1 1/2" and 2" PEX	100
Q7412540	PEX-a Pipe Support Strapping for 2 1/2", 3" and 3 1/2" PEX	100

PEX-a Pipe Support



Plastic bend supports (glass-reinforced nylon) provide a rigid, 90-degree bend and sleeve for 3/8", 1/2" and 3/4" Uponor PEX tubing. The 1/2" bend support works with PEX wall support brackets (A5750500).

Part no.	Part description	Pkg. qty.
A5150375	3/8" Plastic Bend Support	25
A5250500	1/2" Plastic Bend Support	25
A5150750	3/4" Plastic Bend Support	50

Plastic bend supports



Metal bend supports (zinc-plated) provide a rigid, 90-degree bend for 3/8", 1/2", 5/8" and 3/4" Uponor PEX tubing.

Part no.	Part description	Pkg. qty.
A5110375	3/8" Metal Bend Support	50
A5110500	1/2" Metal Bend Support	50
A5110625	5/8" Metal Bend Support	50
A5110750	3/4" Metal Bend Support	25

Metal bend supports



Plastic drop ear bend supports (glass-reinforced nylon) provide a rigid, 90-degree bend and connection-free stub out from a stud wall or floor for 3/8" or 1/2" Uponor PEX tubing.

Part no.	Part description	Pkg. qty.
F5200375	3/8" Plastic Drop Ear Bend Support	25
F5200500	1/2" Plastic Drop Ear Bend Support	25

Plastic drop ear bend supports



# Tubing supports

## Metal drop ear bend supports



Metal drop ear bend supports (zinc-plated) provide a rigid, 90-degree bend and connection-free stub out from a stud wall or floor for  $\frac{3}{8}$ " or  $\frac{1}{2}$ " Uponor PEX tubing.

Part no.	Part description	Pkg. qty.
F5120375	$\frac{3}{8}$ " Metal Drop Ear Bend Support	25
F5120500	$\frac{1}{2}$ " Metal Drop Ear Bend Support	25

## PVC bend supports



PVC bend supports provide a rigid, 90-degree bend and sleeve for  $\frac{3}{8}$ ",  $\frac{1}{2}$ ",  $\frac{5}{8}$ ",  $\frac{3}{4}$ " and 1" Uponor PEX tubing runs exiting a concrete slab.

Part no.	Part description	Pkg. qty.
A5500500	$\frac{3}{4}$ " PVC Elbow for $\frac{3}{8}$ " and $\frac{1}{2}$ " PEX Bend Support	25
A5500625	1" PVC Elbow for $\frac{5}{8}$ " PEX Bend Support	25
A5500750	1 $\frac{1}{4}$ " PVC Elbow for $\frac{3}{4}$ " PEX Bend Support	20
A5501000	1 $\frac{1}{2}$ " PVC Elbow for 1" PEX Bend Support	25

## Metal straight-through supports



Metal straight-through supports (zinc-plated) provide rigid straight-through support for  $\frac{1}{2}$ " Uponor PEX tubing as it exits a floor.

Part no.	Part description	Pkg. qty.
F5140500	$\frac{1}{2}$ " Metal Straight-through Support	25

## PEX wall support brackets



PEX wall support brackets provide rigid, straight-through support for  $\frac{1}{2}$ " or  $\frac{3}{4}$ " Uponor AquaPEX tubing and  $\frac{1}{2}$ " copper stubs. It features fixed, 2" on-center spacing, and allows the  $\frac{1}{2}$ " Plastic Bend Support (A5250500) to snap into place for  $\frac{1}{2}$ " Uponor AquaPEX tubing as it exits a wall.

Part no.	Part description	Pkg. qty.
A5750500	PEX Wall Support Bracket, $\frac{1}{2}$ " and $\frac{3}{4}$ "	25
A5250500	$\frac{1}{2}$ " Plastic Bend Support	25

## PEX stand-up brackets



PEX stand-up brackets are used in residential slab or commercial multi-floor construction. Secure the bracket to the deck form. Then install the  $\frac{1}{2}$ " PEX tubing in the bracket, either with the  $\frac{1}{2}$ " PEX tubing alone or the  $\frac{1}{2}$ " PEX tubing sleeved inside a corrugated polyethylene carrier tube. The brackets are available in either single- or five-tube configurations.

Part no.	Part description	Pkg. qty.
F5801000	Single-tube PEX Stand-up Bracket for $\frac{1}{2}$ " PEX	60
F5805000	Five-tube PEX Stand-up Bracket for $\frac{1}{2}$ " PEX	16

# Fasteners and fastener tools


## Fasteners and fastener tools

PEX rails secure Uponor PEX tubing products to metal and wood support structures.

**Note:** Suitable fastening hardware is required (not included).

Part no.	Part description	Pkg. qty.
A5700500	1/2" PEX Rail, 6.5 ft.	16
A5700625	5/8" PEX Rail, 6.5 ft.	16
A5700750	3/4" PEX Rail, 6.5 ft.	16

PEX rails



Protective tubing caps are intended to protect the tubing from debris during the installation phase. Easily installed on and removed from the tubing terminations, they are not for permanent application.

**Note:** Do not use for pressure testing.

Part no.	Part description	Pkg. qty.
F4350500	1/2" Protective Tubing Cap	50
F4350625	5/8" Protective Tubing Cap	50
F4350750	3/4" Protective Tubing Cap	50
F4351000	1" Protective Tubing Cap	50

Protective tubing caps



PEX clips provide excellent holding power. The 3/8" and 1/2" can attach together laterally for tight installations. PEX clips attach under the wood subfloor for joist-heating applications. The clips prevent the tubing from coming in direct contact with the subfloor, eliminating the possibility of creating uncomfortable hot spots on the floor above. Drywall screws are commonly used to secure the clips to the wood subfloor.

**Note:** Select a screw length that does not penetrate entirely through the wood subfloor once installed.

Part no.	Part description	Pkg. qty.
F7060375	3/8" PEX Clip, 100/pkg.	1
F7051258	1/2" PEX Clip, 100/pkg.	1
F7057500	3/4" PEX Clip, 100/pkg.	1
F7051001	1" PEX Clip, 50/pkg.	1

PEX clips



Tube talons secure 3/8", 1/2", 5/8", 3/4" and 1" Uponor PEX tubing products. Fasteners are included.

Part no.	Part description	Pkg. qty.
F7050375	Tube Talon (3/8" PEX), 100/pkg.	1
F7050750	Tube Talon (1/2", 5/8", 3/4" PEX), 100/pkg.	1
F7051000	Tube Talon (1" PEX), 50/pkg.	1

Tube talons



# Fasteners and fastener tools

## Tube clamps



Tube clamps secure 1/2" and 3/4" Uponor PEX tubing products.

Part no.	Part description	Pkg. qty.
A7250500	Tube Clamp Suspension (1/2 PEX), 100/pkg.	1
A7250750	Tube Clamp Suspension (3/4 PEX), 50/pkg.	1
A7350500	Tube Clamp Standard (1/2 PEX), 100/pkg.	1
A7350750	Tube Clamp Standard (3/4 PEX), 50/pkg.	1

## Tubing clips



Tubing clips secure 1/2" Uponor PEX tubing in shallow installations where tube talons are unsuitable.

Part no.	Part description	Pkg. qty.
Q7400500	Plastic Tubing Clip, 1/2", 100/pkg.	1

## Fixing wire twisters



Use fixing wire twisters with fixing wire (A7031000).

Part no.	Part description	Pkg. qty.
E6090005	Fixing Wire Twister	1


## Ratchet-style fixing wire twisters



Use ratchet-style fixing wire twisters with fixing wire (A7031000).

Part no.	Part description	Pkg. qty.
E6091700	Ratchet-style Fixing Wire Twister	1

## Fixing wires



Specially formulated 6" galvanized steel alloy ties secure Uponor PEX tubing products to wire mesh or rebar. Use with fixing wire twisters (E6090005 or E6091700).

Part no.	Part description	Pkg. qty.
A7031000	Fixing Wire, 1,000/bundle	1

# Fasteners and fastener tools

Steel plate protectors protect tubing from possible damage by drywall, trim screws or nails. The 1½" x 3" plates are made of 16-gauge steel.

Part no.	Part description	Pkg. qty.
F5700002	Steel Plate Protector, 100/pkg.	1

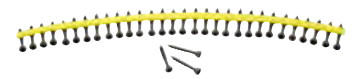
## Steel plate protectors



Quik Trak screws are designed specifically for Quik Trak installations using ¾" subfloors.

Part no.	Part description	Pkg. qty.
E6051250	Quik Trak Screws (1¼"), 2,500/pkg.	1

## Quik Trak screws



Quik Trak sealant is 100% silicone and provides good thermal transfer. Use to adhere ⅝" Wirsbo hePEX tubing in the Quik Trak groove. One tube of sealant covers 146 linear feet or 86 square feet of space.

Part no.	Part description	Pkg. qty.
E6050010	Quik Trak Sealant, 10.3 fluid oz. (300 ml)	24

## Quik Trak sealant



Pneumatic stapler kits fire ⅝" through 1¼" staples with a 1" crown. Kit includes stapler, walking stick and conventional nose piece for attaching ½" and ⅝" Uponor PEX to subfloors.

Part no.	Part description	Pkg. qty.
E6021638	Pneumatic Stapler Kit	1

## Pneumatic stapler kits




Metal staples are available in 1¼" lengths with a 1" crown. Use 1¼" staples in staple-down installations to secure ⅜", ½" and ⅝" Uponor PEX to wood subfloors.

**Note:** Uponor does not recommend using these staples for joist-heating applications.

Part no.	Part description	Pkg. qty.
A7021250	1¼" Metal Staples, 2,500/pkg.	1

## Metal staples



# Fasteners and fastener tools

## PEX foam staplers



PEX foam staplers secure Uponor PEX to foam board insulation in concrete-slab radiant heating and cooling applications.

Part no.	Part description	Pkg. qty.
E6025000	PEX Foam Stapler	1

## Blue foam staples



Use blue foam staples with PEX foam staplers (E6025000) to secure  $\frac{3}{8}$ ",  $\frac{1}{2}$ ",  $\frac{5}{8}$ " and  $\frac{3}{4}$ " Uponor PEX to foam board insulation.

Part no.	Part description	Pkg. qty.
A7012000	2" Blue Foam Staples, 300/pkg.	1

## Plastic foam staples



Use Plastic Foam Staples with Manual Foam Stapler (E6025075) to secure  $\frac{3}{8}$ ",  $\frac{1}{2}$ ",  $\frac{5}{8}$ " and  $\frac{3}{4}$ " Uponor PEX to rigid foam insulation.

**Note:** Use 1½" Foam Staples (A7015050) for 1" foam and 2½" Foam Staples (A7015075) for 1½" or thicker foam.

Part no.	Part description	Pkg. qty.
A7015050	1½" Plastic Foam Staples, 300/pkg.	1
A7015075	2½" Plastic Foam Staples, 300/pkg.	1

# Uponor general conditions\*

1. A Purchase Order, when accepted, is not subject to cancellation, change, reduction in amount or suspension of deliveries except with the written consent of UPONOR and upon terms which indemnify said company against loss.
2. Any change of design, delivery schedule or instructions of any kind must be submitted in writing. UPONOR shall not be bound by any such change unless it first agrees in writing, and then only upon such terms as it shall make to cover any additional cost caused by such changes.
3. Prices quoted are based on quantities and deliveries as stated, and any deviation requested by the customer may require additional cost for which the customer will be responsible.
4. Any taxes which may now or hereafter be imposed by any taxing authority in respect to this instrument or product or sale contracted for are to be added to and become a part of the price payable by the buyer.
5. UPONOR shall not be responsible for any loss or damage occurring by reason of delay or inability to secure material or skilled labor, priority allocation or other material regulations, or any other cause, similar or dissimilar.
6. Claims for shortages or rejection must be made within 10 days after receipt of goods. UPONOR shall not be held responsible for any claims made after the 10 days. Claims for breakage, damage or loss should be presented directly to the transportation company upon receipt of merchandise.
7. It is understood that the delivery dates specified are based upon conditions prevailing as of the date of acceptance of the Purchase Order and that UPONOR shall not be responsible for any delay in said delivery dates or by any cancellation of the order which may be caused by conditions either out of its control or unforeseeable to it at the time the order was placed.
8. UPONOR shall have the right to modify, without notice, the specifications, product design and configurations of parts sold, providing that any such modifications will not materially affect performance.
9. UPONOR reserves the right to withhold shipment of any items ordered until arrangements for payment, satisfactory to UPONOR, are met.
10. All product is sold in listed packaged quantities only.
11. Orders, when accepted, shall become contract effective under the laws of Canada and shall not be changed, altered or abridged by any printed items which may be included in a customer's purchase order or by any verbal agreement unless such changes are agreed upon in writing by UPONOR.
12. The minimum order is \$100 net.
13. Freight charges will be prepaid on all orders over \$15,000 net. Contact your local UPONOR sales representative for terms and conditions on rush orders and order discount structures.
14. Subject to credit approval, payment terms are 30 days net from date of invoice. Service charges are applicable on past due accounts at a rate of 1.5% per month which is equal to an annual percentage rate of 18%.
15. Wholesalers will be advised of applicable discount rate from List Price by a separate letter.
16. Prices subject to change without notice.
17. RMA requests are placed online at [uponorpro.com](http://uponorpro.com) under the Resource Center section and then selecting Canada Service Center. Uponor Return Materials policies are located on the Resources tab. For questions on registration, please contact Uponor Customer Service at 888.994.7726.

**Please note:** The following products **are not returnable** for credit under the Standard Return categories:

- Pipe supports
- Straight lengths
- Custom or partial-cut coils
- Discontinued and close-out products
- Special Product Request (SPR) items
- Products that are opened, damaged or in unsalable packaging

\*See Ecoflex section (**page 106**) for General Terms and Conditions for Ecoflex products.

# Freight policy\*

## LTL and truckload shipments

Orders over \$15,000 net will ship prepaid within 10 business days. Uponor will accept purchase orders from a maximum of four different branches to qualify for prepaid freight if the following conditions are met.

- The orders must be received by Uponor at the same time.
- Orders must ship on the same day.
- Orders must specify that they are piggyback orders when they are placed and state which orders they will accompany.
- Uponor will not be responsible for organizing piggyback orders.
- Uponor will not hold orders while waiting for other branches to place their orders.
- Prepaid is a service and benefit offered at Uponor's discretion, therefore 10 business days applies to all prepaid orders. All rush orders will be shipped collect via your specified carrier.

Orders less than \$15,000 net will ship collect within 10 business days via your specified carrier.

## Courier shipments

Courier shipments (weighing less than 250 lbs.) will ship within 10 business days. Customer must assign carrier.

## Rush shipments

Orders will ship the same day if the following conditions are met.

- Purchase orders must be stamped rush.
- Customer must assign carrier and pay freight.
- Shipment must weigh less than 250 lbs.
- Purchase order must be received by Uponor prior to:
  - 11 a.m. EST for shipments out of Mississauga.
  - 1 p.m. EST for shipments out of Calgary.
- Orders received after cut-off times will ship next business day.
- Order must meet \$100 net minimum requirement.
- Distributor will be charged a 2% rush fee on the total order.

Requests to rush orders over 250 lbs. will be considered if they do not interfere with Uponor's standard service commitments. Approval must come from the distribution manager. Please note that rush orders are not prepaid freight. If the prepaid order is required prior to the 10 business days, the freight will be charged collect via the wholesaler's choice carrier. Prepaid is a service and benefit offered at Uponor's discretion, therefore 10 business days apply to all prepaid orders.

**Note:** There is a \$100 net minimum order requirement for invoicing purposes to all stocking distributors.

\*See Ecoflex section (page 106) for General Terms and Conditions for Ecoflex products.











**Build confidence into every project.**



**Uponor Ltd.**  
6510 Kennedy Road  
Mississauga, ON L5T 2X4  
CANADA

T 888.994.7726  
F 800.638.9517

**uponor**