

WATER FEATURES AND POND PRODUCTS

LittleGIANT[®]

lg-outdoor.com





LittleGIANT[®]
Decorative Water

Table of Contents

Fountains & Features

| | |
|------------------------------------|----|
| Disappearing Water Features | |
| Fountain Kits..... | 7 |
| Disappearing Fountains..... | 8 |
| Basins & Vaults..... | 9 |
| Waterfall Weirs..... | 10 |
| Fountain Nozzles..... | 11 |

Aeration System

| | |
|------------------------------|----|
| Aeration System | 13 |
|------------------------------|----|

Filtration

Small Mechanical Filtration

Pump Pre-Filters.....15

| | |
|------------------------------|----|
| Mechanical Filtration | |
| Skimmers..... | 16 |

Biological Filtration

| | |
|--------------------------|----|
| Waterfall Filters..... | 17 |
| Pressurized Filters..... | 18 |

Ultraviolet Clarifiers

| | |
|----------|----|
| UVC..... | 19 |
|----------|----|

Pumps

Wet Rotor Pumps

| | |
|----------------|----|
| F-Series..... | 21 |
| FP-Series..... | 22 |

Magnetic Drive Pumps

| | |
|-----------------|----|
| PES-Series..... | 23 |
|-----------------|----|

Direct Drive Pumps

| | |
|---------------------------------------|----|
| PE-Series..... | 24 |
| Stainless Steel and Bronze Pumps..... | 25 |
| WGP-Series..... | 26 |
| WGFP-Series..... | 27 |

Small Submersible.....28

External Use Pumps

| | |
|------------------|----|
| OPWG-Series..... | 29 |
|------------------|----|

Helpful Information

| | |
|-------------------------------------|----|
| Water Feature Pump Selection Guide | |
| By Flow Rate..... | 30 |
| Recommended Maximum Flow Rates..... | 31 |

Lighting & Controls

LED Lighting

| | |
|---------------------|----|
| LED EggLites..... | 33 |
| LED-K Lighting..... | 33 |

Halogen Lighting

| | |
|-----------------------|----|
| Halogen EggLites..... | 34 |
| LVL Lighting..... | 34 |
| L1C Lighting..... | 34 |

Lighting & Controls

| | |
|------------------------|----|
| Timers & Controls..... | 35 |
|------------------------|----|

Construction

| | |
|--------------------------------|----|
| Virtual Pond Kits | 37 |
|--------------------------------|----|

Plumbing

| | |
|----------------------------|-------|
| Flex Pipes and Tubing..... | 38 |
| Fittings..... | 39-40 |

| | |
|---------------------------------------|----|
| Liners & Accessories | 41 |
|---------------------------------------|----|

Pond Care

Protection

| | |
|-------------------------|----|
| Low Water Shut-Off..... | 43 |
|-------------------------|----|

Fall & Winter

| | |
|----------------------------|----|
| Pond Netting & Winter..... | 43 |
|----------------------------|----|

Treatments

| | |
|--------------------------|----|
| Beneficial Bacteria..... | 44 |
| Special Treatments..... | 44 |
| Fish and Plants..... | 45 |
| General Maintenance..... | 45 |

Replacement Parts

| | |
|---------------------------|----|
| Fountains & Features..... | 46 |
| Aeration System..... | 46 |
| Filtration..... | 46 |
| Lighting & Controls..... | 47 |
| Pumps..... | 47 |

Merchandising System.....48-49

Additional Product Lines.....50

Index.....51-56

Metric Conversions

We are honored to offer our catalog in multiple languages to support all of our customers. All of the formulas and equations throughout the catalog are in U.S. units. If you prefer to use metric units, we offer conversion formulas on the right. The letters and symbols in parentheses are other ways that word is substituted.

EQUATIONS

| | |
|-----------------|--|
| DISTANCE | Feet (ft) (') x 0.3048 = Meter Meter x 3.28 = Feet (ft) (') Inches (") x 2.54 = Centimeter Centimeter x 0.39 = Inches (") |
| VOLUME | Gallons (g) x 3.78 = Liter Liter x 0.264 = Gallons (g) |
| PRESSURE | PSI x 0.07 = Bar Bar x 14.5 = PSI |

Franklin Electric Company & Little Giant® Products

Franklin Electric is a global leader in the production and marketing of systems and components that move water and automotive fuels. A world-renowned technical leader in its specialties, Franklin Electric serves residential, commercial, agricultural, industrial, municipal, and fueling customers.

Staffed by over 5,000 dedicated employees worldwide, Franklin Electric has manufacturing and distribution facilities located in 18 countries.

Little Giant® products are delivered worldwide without sacrificing personal service. Our unique customer assistance program matches highly trained customer service professionals with specific geographic regions, so they can maintain a thorough knowledge of a territory and its unique needs based on weather, trends, and more. With on-site engineers, we have the advantage in the market for developing new products, resolving issues, and general innovation.


Quality, availability, service, innovation, and cost bring value to Little Giant® products. An extensive market research on customer preferences of product features, informative marketing materials, and unique programs are the business components that keep customer confidence levels high.



Franklin Electric engineers design products for easy installation, high performance, long life, and exceptional value.



Our 200,000 sq ft centrally-located warehouse enables fast and complete fill rates.



Responsive employees are ready to offer expert assistance.

LittleGIANT®

Step-by-Step Sizing Guide

Every pond and fountain has different sizing requirements for the equipment needed. For your feature to be enjoyed with minimal maintenance, it is important to select a properly sized pump, filter, liner, etc. Visit our website, lg-outdoor.com, for additional information and to download and print a sizing guide grid. All measurements are in feet and gallons.

1. The first step in any feature is to size the liner required for containment. Use the same formula for both the width and depth of the liner:

$$\text{Length} + (2 \times \text{Depth}) + 2 = \text{Length of liner}$$

$$\text{Width} + (2 \times \text{Depth}) + 2 = \text{Width of liner}$$

2. Now that the containment is sized, the next step in sizing any feature is determining the amount of water you will have. To calculate gallons, use this formula:

$$\text{Length (ft)} \times \text{Width (ft)} \times \text{Depth (ft)} \times 7.48 = \text{Gallons}$$

3. All of the equipment for a pond or water garden is sized by the number of gallons that it contains. By flowing water at least once an hour through the filtration system, the amount of required maintenance is reduced. The flow down the stream and waterfall needs are calculated so it appears natural. Equipment selection is based on the size of the flow.

A 3000 gallon pond will require products that can handle at least 3000 gallons per hour of flow.

$$\text{Width of stream (waterfall) ft} \times 1200 \text{ gph} = \text{Stream flow to appear natural}$$

4. The most important component of a feature is the pump. It is the heart of the pond, circulating the water through the filter and back down the stream into the pond. To determine the correct pump, the height from which it must push the water needs calculated.

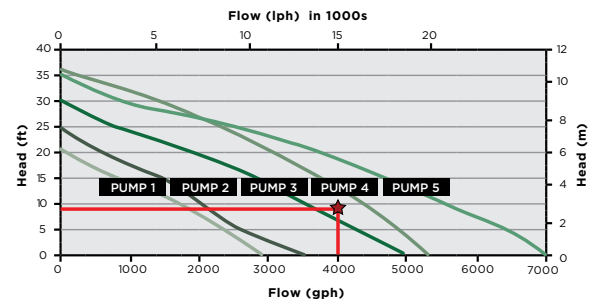
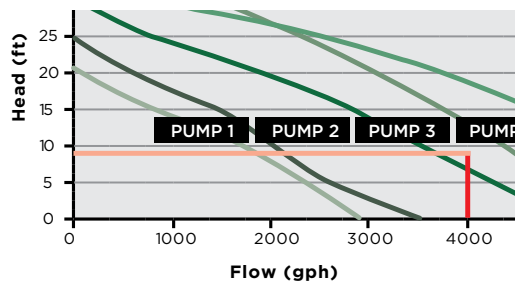
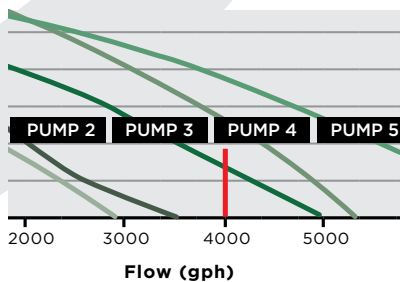
Measure vertical distance from top of water level to discharge point (top of waterfall)

5. Now that the vertical distance the pump must push the water is known, a pump can be selected. There are multiple ways to select pumps and multiple styles of pumps to choose from. The primary method is a pump curve. When viewing a pump curve, the flow rate is on the top and bottom, and the height-to-push is on the sides.

a. Select your required flow rate on the chart, drawing a line up.

b. Select your height, drawing a line from the right.

c. Choose the pump with a curve that is just above that point. In the example below, you would select Pump 4.



Use the information you calculated to browse through our product offering and select the best quality products for years of future enjoyment. Should you have any product-related questions, please visit our website lg-outdoor.com or contact our technical support team at **888.956.0000**.

Fountains & Features

Fountains and water features are an easy and affordable way to enhance any home, garden, or business with soothing sounds of water. We offer lightweight, self-contained fountains, as well as space-maximizing disappearing features. Our fountain nozzle selection adds that finishing touch to any decorative water installation.



Little **GIANT**®

Fountains & Features

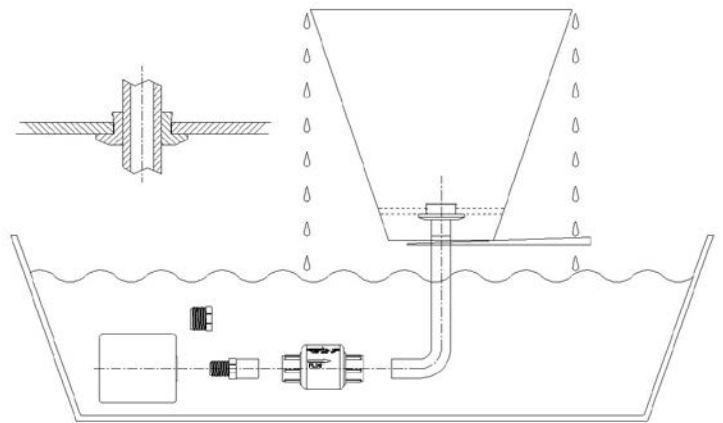
Disappearing Water Features



| FOUNTAIN KITS | Item No. | Includes |
|---------------|----------|--------------------------------|
| PFK | 566597 | PF30, DFB36, FPB, PES 800 |
| LBFK | 566598 | LBF30, DFB36, FPB, PES 380 |
| FPB | 566596 | Fittings, Pipe, Shims, Grommet |



FPB will work with any item to convert it to a water feature.



Fountains & Features

Disappearing Water Features

Disappearing Fountains

Disappearing fountains are modern, inexpensive, and easy to assemble. These lightweight and durable fountains will help to improve your home, garden or patio while offering a relaxing, calming atmosphere.



| PAPYRUS FOUNTAINS™ | Item No. | Dimensions | Finish |
|--------------------|----------|------------|---------------------|
| PF30 | 566590 | 31" H | Caviar Black |
| PF31 | 566591 | 31" H | Antique Rust |
| PF32 | 566592 | 31" H | Weathered Graystone |



| LOTUS BOWL FOUNTAINS™ | Item No. | Dimensions | Finish |
|-----------------------|----------|------------|---------------------|
| LBF30 | 566593 | 30" D | Old Bronze |
| LBF31 | 566594 | 30" D | Weathered Graystone |
| LBF32 | 566595 | 30" D | Antique Rust |

Fountains & Features

Disappearing Water Features

Basins & Vaults

Little Giant® heavy-duty disappearing water feature basins are perfect for in-ground installations. Our basins are ideal for smaller applications when you want the soothing sounds of water but are limited on space. Basins sit flush with the ground, and the sectioned access plates make maintenance a breeze. Cover your basin with a wide variety of rocks or pottery (not included) for a disappearing water effect.



DFB36



SF

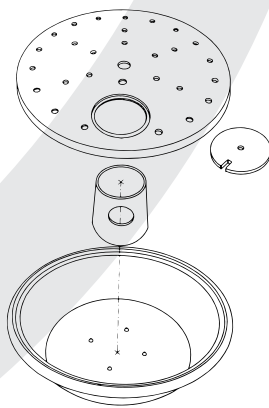


DFB44

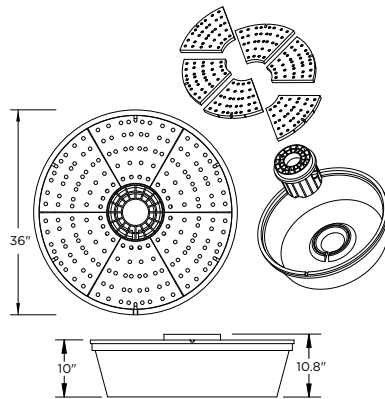


FF4

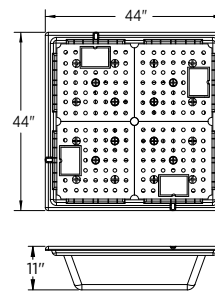
| BASINS & VAULTS | Item No. | Dimensions | Advantages |
|-----------------|----------|-------------------------|--|
| DFB36 | 566517 | 36" W x 36" L x 10.8" H | Supports up to 2000 lbs |
| DFB36PP | 566559 | - | Pallet includes (5) 36" basins |
| DFB44 | 566558 | 44" W x 44" L x 11" H | Supports up to 3000 lbs |
| DFB44PP | 566560 | - | Pallet includes (5) 44" basins |
| DFB30 | 566599 | 30" W x 30" L x 10" H | Supports up to 500 lbs |
| SF | 566410 | 19" W x 19" L x 22" H | Pump vault for easy pump access |
| FF4 | 566516 | - | Fountain Support Feet, 4 pk., for use with DFB36 |



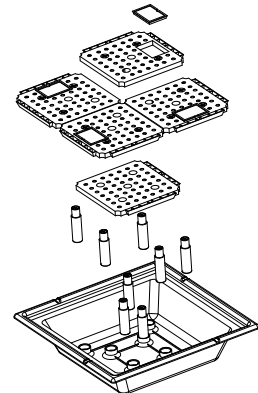
DFB30



DFB36



DFB44



Fountains & Features

Disappearing Water Features

Waterfall Weirs

Waterfall weirs allow you to create a smooth beginning to any stream or waterfall. They install easily within or outside the liner. SPW comes with filter media, and all models come with plumbing attachments.

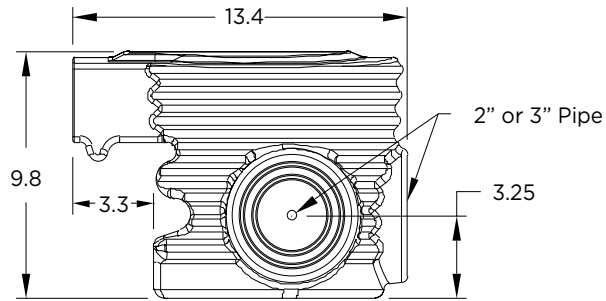
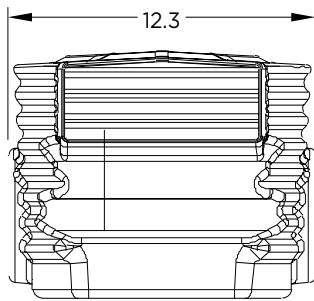


WFW

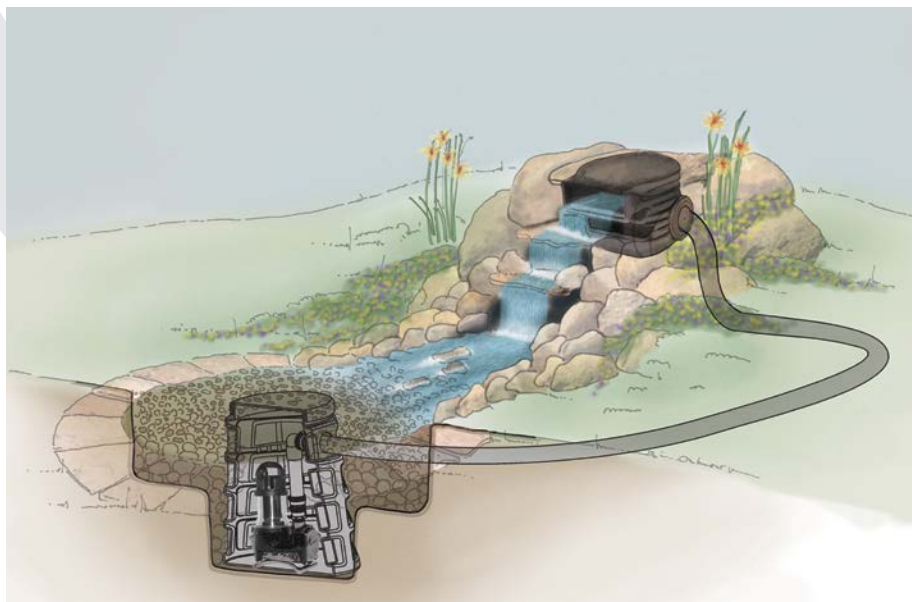


SPW10

| WATERFALL WEIRS | Item No. | Dimensions | Max. Flow Rate | Weir Width |
|------------------------|-----------------|-------------------------|-----------------------|-------------------|
| SPW10 | 517202 | 11" x 11-1/2" x 10-1/2" | 1000 gph | 10" |
| SPW18 | 517203 | 19" x 11" x 10-1/2" | 4000 gph | 18" |
| WFW | 566239 | 9.5" H X 13" D | 6000 gph | 7.75" |



To view the list of products required to build a disappearing fountain kit, please see page 37.

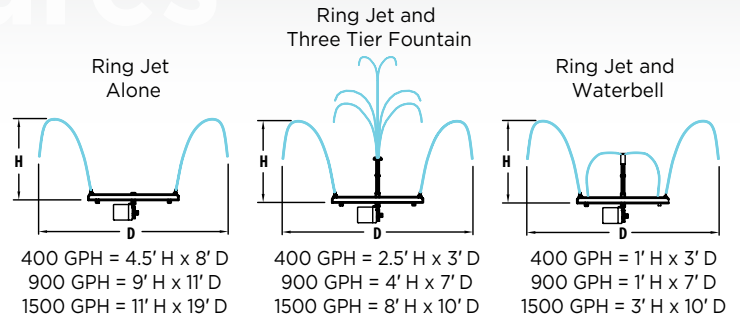














Fountains & Features



Fountains

Fountain Nozzles

The most appealing aspect of a water garden is the tranquil sights and sounds of moving water. We offer a range of fountain nozzle patterns to create a unique effect in your customer's pond. These nozzles are easy to use and designed to work with a wide selection of Little Giant® pumps.



| FOUNTAIN NOZZLE | Item No. | Inlet | Advantages | Application & Product Image |
|---|----------|--|--|---|
| RING JET RJ21 | 517200 | <ul style="list-style-type: none"> 1/2" FNPT | <ul style="list-style-type: none"> 17" diameter with 21 adjustable outward, inward or spiral spray pattern jet nozzles |   |
| WATERBELL FOUNTAIN NOZZLE FHT-1280-PW | 566240 | <ul style="list-style-type: none"> Fits pumps with 1/4" and 1/2" threaded discharge | <ul style="list-style-type: none"> Waterbell spray pattern Telescoping stem extends 8"-12" |   |
| FOUNTAIN HEAD KIT FHK-1-PW | 566266 | <ul style="list-style-type: none"> Fits pump with 1/4" MNPT discharge | <ul style="list-style-type: none"> Daisy, tulip, and waterbell spray pattern Telescoping stem extends 8"-12" Flow control valve for spray adjustments |     |
| THREE-TIER FOUNTAIN NOZZLE KIT FHT-1090-PW | 566267 | <ul style="list-style-type: none"> Fits pumps with 1/4" and 1/2" threaded discharge | <ul style="list-style-type: none"> Three-tier spray pattern Telescoping stem extends 8"-12" |   |
| BUBBLING FOUNTAIN NOZZLE FHT-1170-PW | 566518 | <ul style="list-style-type: none"> Fits pumps with 1/4" and 1/2" threaded discharge | <ul style="list-style-type: none"> Bubbler spray pattern Telescoping stem extends 8"-12" |  |
| DIVERTER VALVE FHV-2549-PW | 566523 | <ul style="list-style-type: none"> For use with 1/4" and 1/2" threaded discharge pumps and all Little Giant® fountain nozzles | <ul style="list-style-type: none"> Allows operation of second water feature from one pump Discharge connects to 1/2" NPT pipe and 3/8" or 1/2" ID tubing |  |

| FOUNTAIN ACCESSORIES | Item No. | Advantages | Image |
|--|----------|---|---|
| FOGGER KIT WITH TRANSFORMER FG-1-PW | 566529 | <ul style="list-style-type: none"> Creates a soothing, natural layer of fogging mist above water surface Low water shut-off mechanism Submersible use only 24 Volt UL-listed class 2 transformer with 6' power cord |  |
| FOUNTAIN CLEANER 4 OZ. WT-TTC-4 | 566042 | <ul style="list-style-type: none"> Safe for humans, pets, and fish Water-based, all-natural ingredients Biodegradable and non-toxic |  |

Aeration System

Little Giant's® multi-functional aeration and fountain system is capable of moving up to 800 gpm for bodies of water up to one acre in size. With the easy installation of a fountain nozzle, the aerator is transformed into an attractive fountain display. Whether your primary goal is aesthetics or biological pond health, Little Giant® offers this easy-to-use, reliable, all-in-one solution to keep your body of water clean and healthy.



Little GIANT®

Aeration System

Aeration System

Features

- All-in-one packaged system (float, aerator, Franklin Electric motor)
- Ready out of the box
- Easy installation
- Simple sizing 1/2 hp per 1/2 surface acre

Benefits

- Aeration/fountain interchangeability
- Enhances biological activity
- Improves water quality
- Multiple visual options
- Simplifies maintenance in water
- Plug-and-play, no control box required



| AERATION SYSTEM* | Item No. | HP | Amps | Voltage | Cord (ft) | Min. Operating Depth | Max. GPM | Pattern | | Application Image |
|------------------|----------|-----|------|---------|-----------|----------------------|----------|------------------|-----------------|-------------------|
| | | | | | | | | Avg. Height (ft) | Avg. Width (ft) | |
| APA-05-HAR | 517300 | 1/2 | 12 | 115 | 100 | 18" | 350 | 4 | 10 | |
| APA-10-HAR | 517301 | 1 | 10.8 | 230 | 150 | 18" | 800 | 6 | 16 | |

- Includes float, aerator, and Franklin Electric motor.

AERATION UNIT ACCESSORIES

| | Item No. | HP | Included |
|---|----------|-----|--|
| FOUNTAIN PUMP CONVERSION KIT FPA-05-K01 | 517310 | 1/2 | Pump head, nozzle stem, and Sonata, Cantata, and Concerto fountain nozzles |
| FOUNTAIN PUMP CONVERSION KIT FPA-10-K01 | 517311 | 1 | Pump head, nozzle stem, and Sonata, Cantata, and Concerto fountain nozzles |



| FOUNTAIN NOZZLES | Item No. | Aeration System HP | Pattern | | Application & Product Image | |
|------------------|----------|--------------------|------------------|-----------------|-----------------------------|--|
| | | | Avg. Height (ft) | Avg. Width (ft) | | |
| SONATA FNA01 | 517319 | 1/2 | 14 | 28 | | |
| | | 1 | 16 | 32 | | |
| CANTATA FNA02 | 517320 | 1/2 | 13 | 18 | | |
| | | 1 | 20 | 20 | | |
| CONCERTO FNA03 | 517321 | 1/2 | 15 | 30 | | |
| | | 1 | 30 | 50 | | |
| STACCATO FNA04 | 517322 | 1/2 | 8 | 14 | | |
| | | 1 | 14 | 18 | | |
| CRESCENDO FNA05 | 517323 | 1/2 | 13 | - | | |
| | | 1 | 25 | - | | |

Filtration

Little Giant® filtration is engineered to encourage balanced ecosystems in new or existing ponds. Our durable skimmers improve surface cleaning with an easy flow-through design that both simplifies installation and minimizes maintenance.

The highly-efficient biological waterfall filters use the latest filtration technology to decrease maintenance time and provide quick, toolless access to the filters. We also offer pressurized filters and UV lights for the most discerning consumer. Easily installed, they can be added to any new or existing water feature.



LittleGIANT®

Filtration

Small Mechanical Filtration

Pump Pre-Filters


Mechanical filters clean the water before it enters the pump, ensuring your pump runs more efficiently and effectively, and with less maintenance. Easy-to-use replacement media takes the hassle out of filter maintenance.

- Extends pump life
- Multiple sizes
- Simple replacement media



| PUMP PRE-FILTERS | Item No. | Inlet |
|------------------|----------|--------------------|
| FB-PW | 566108 | - |
| PF-AD-PW | 566107 | 1/2" push on |
| CFS-170T | 517100 | 1" FNPT |
| CFS-155T | 517506 | 1/2" and 3/4" FNPT |
| CFS-100 | 517505 | 1/2" push on |
| TS-1.5 | 517102 | 1-1/2" FNPT |
| TS-2.0 | 517103 | 2" FNPT |
| TS-3.0 | 517503 | 3" FNPT |

| REPLACEMENT FILTER PADS | Item No. | Included |
|-------------------------|----------|--------------------------------|
| FK-SBF-RP-PW | 566111 | 1 coarse and 1 fine filter pad |
| SBF-1-RP-PW | 566113 | 1 coarse and 1 fine filter pad |
| PF-RP-PW | 566109 | 1 filter pad |
| CFS-955 | 517101 | 1 filter pad |



Filtration

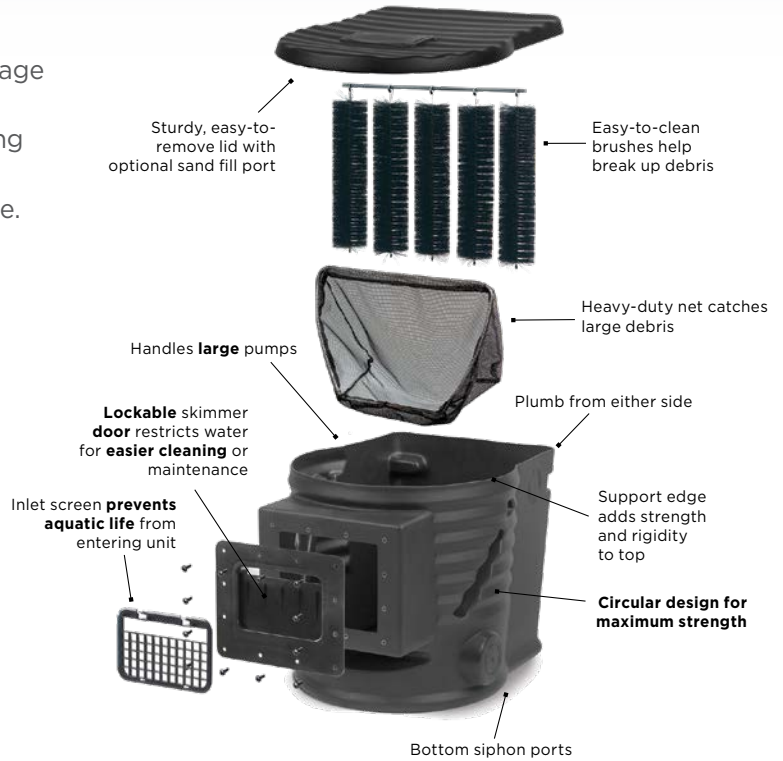
Mechanical Filtration



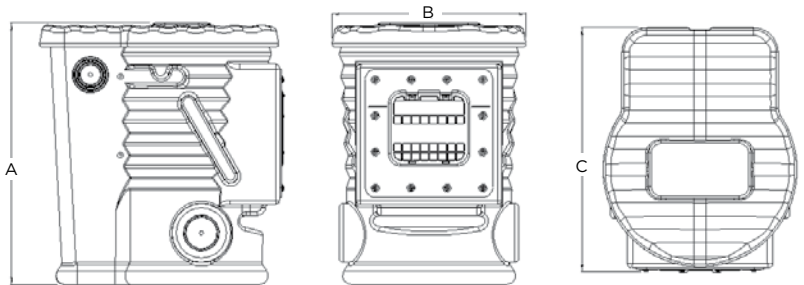
Skimmers

Little Giant® skimmers are engineered to encourage balanced ecosystems in new or existing ponds. These durable skimmers improve surface cleaning with an easy flow-through design that both simplifies installation and minimizes maintenance.

- Two stages of filtration provided
- Multiple sizes fit every feature
- Third optional stage for added filtration



| SKIMMERS | Item No. | Dimensions (Inches) | | | Max. Flow |
|----------|----------|---------------------|------|------|-----------|
| | | A | B | C | |
| SK2.5 | 566131 | 23.25 | 21.7 | 17.2 | 2500 gph |
| SK5 | 14940171 | 23.25 | 25.9 | 20.0 | 5000 gph |
| SK10 | 14940172 | 23.25 | 31.4 | 23.9 | 10000 gph |



| SKIMMER ACCESSORIES | Item No. | Dimensions | Discharge | Included |
|--|----------|-------------------|--|---|
| OPTIONAL SKIMMER FILTER PADS FOR SK2.5 | 170473 | 11.5" W x 17.5" H | - | 1 Pad |
| OPTIONAL SKIMMER FILTER PADS FOR SK5 | 170338 | 14.5" W x 19" H | - | 1 Pad |
| OPTIONAL SKIMMER FILTER PADS FOR SK10 | 170337 | 18.75" W x 19" H | - | 1 Pad |
| AFV-GH AUTO FILL KIT | 566286 | - | <ul style="list-style-type: none"> • 1/2" MNPT auto-fill valve • 1/2" barb adapter • 1/2" female adapter • 3/4" FGHT (garden hose adapter) | - |
| PRS-BDK-2 BOTTOM SIPHON KIT | 566181 | - | - | <ul style="list-style-type: none"> • 2" double threaded bulkhead fitting • 2" PVC gate valve • Intake screen |



Filtration

Biological Filtration



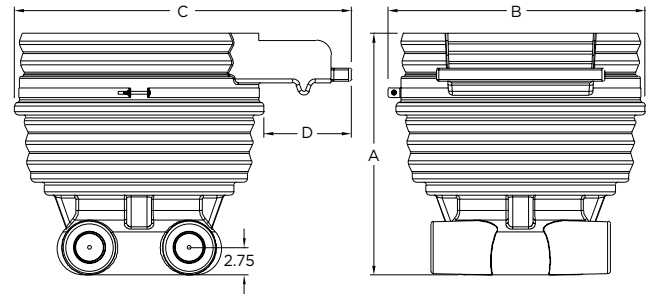
Waterfall Filters

Little Giant® biological waterfall filters were created to help maintain a balanced ecosystem. These highly-efficient models use the latest filtration technology to decrease maintenance time and provide quick, toolless access to the filters. Our units produce natural-flowing waterfalls, with all plumbing hidden.

- One-step backwash capability
- Easily accessible media for maintenance
- Simple silicone-free installation



| WATERFALL FILTERS | Item No. | Dimensions (Inches) | | | | Max. Flow | Pipe Connection |
|-------------------|----------|---------------------|------|------|-----|-----------|-----------------|
| | | A | B | C | D | | |
| WF5 | 571010 | 24.3 | 25.8 | 33.8 | 8.8 | 5000 gph | 2" |
| WF10 | 571011 | 28.8 | 32.3 | 40.2 | 8.8 | 10000 gph | 2" or 3" |



| WATERFALL FILTER ACCESSORIES | Item No. |
|------------------------------|----------|
| WFF-20 - ROCKIN FOAM® | 599057 |
| BFK-M - BACKFLUSH KIT | 14940321 |




Filtration

Biological Filtration

Pressurized Filters

Installed above or underground, these pressurized filter systems improve filtration and promote the colonization of beneficial bacteria. Maintenance is a simple backwash with the valve. Use in conjunction with Little Giant® pumps, skimmers, and UV clarifiers for optimum filtration.

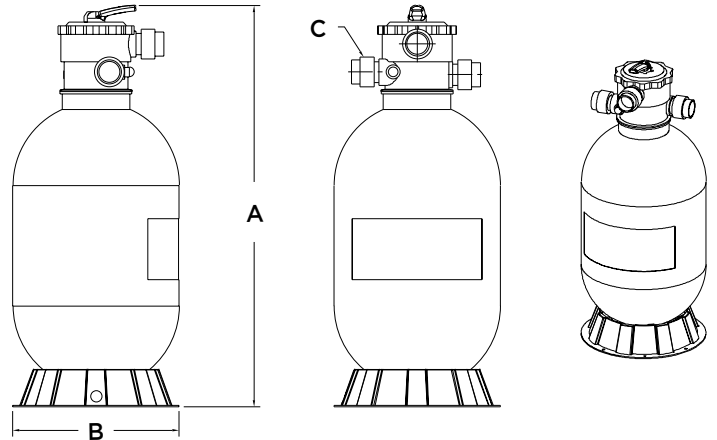
- Easy to use backwash style
- PBF includes pressure gauge and bacteria
- PF grab-and-twist handle allows simple filter cleaning



Max. Pressure 5 PSI




| PRESSURIZED FILTERS | Item No. | Dimensions (Inches) | | | Max. Flow |
|---------------------|----------|---------------------|----|--------|-----------|
| | | A | B | C | |
| PF-800 | 566119 | 18 | 14 | 14 | 800 gph |
| PF-1200 | 566120 | 21 | 14 | 14 | 1200 gph |
| PF-2400 | 566126 | 25 | 14 | 14 | 2400 gph |
| PBF-2000 | 566881 | 31 | 16 | 1-1/2" | 2000 gph |
| PBF-4000 | 566882 | 36 | 19 | 2" | 4000 gph |
| PBF-6000 | 566883 | 46 | 24 | 2" | 6000 gph |

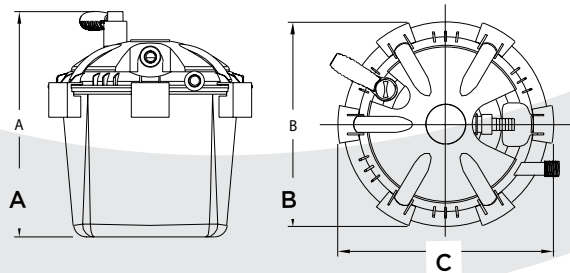


PBF

| PRESSURIZED FILTER ACCESSORIES | Item No. | Amount |
|--------------------------------|----------|----------|
| BM-30-PW | 566112 | 30 count |



BM-30-PW



PF

Filtration

Ultraviolet Clarifiers



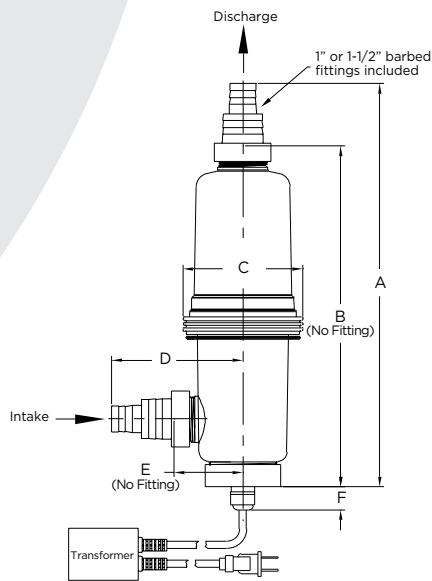
UVC

Little Giant® UV clarifiers eliminate green water fast to improve pond health and beauty. Built to last from industrial-grade materials, these units are easily maintained and have a safety feature to prevent UV-C exposure.

- Safe for plants and fish
- Easy maintenance and cleaning
- Installs in-line easily (cannot be submerged)
- Efficient compact size
- Clear cap to see bulb working

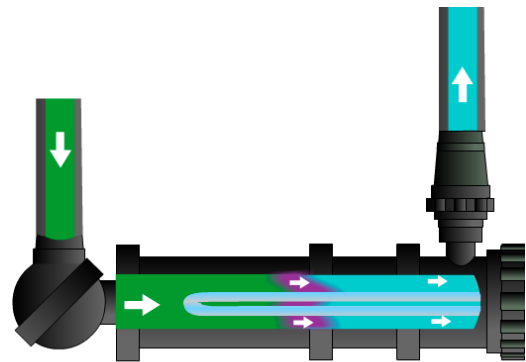


| ULTRAVIOLET CLARIFIERS | Item No. | Dimensions (Inches) | | | | | | Max. Flow | Max. Pond Size |
|------------------------|----------|---------------------|-------|------|-----|------|------|-----------|----------------|
| | | A | B | C | D | E | F | | |
| UVC9 | 517424 | 16.07 | 13.50 | 4.65 | 5.4 | 1.64 | 0.95 | 500 gph | 800 |
| UVC18 | 517425 | 16.07 | 13.50 | 4.65 | 5.4 | 1.64 | 0.95 | 1000 gph | 1200 |
| UVC36 | 517426 | 16.07 | 13.50 | 4.65 | 5.4 | 1.64 | 0.95 | 2000 gph | 2400 |



Understanding UV

As algae passes by the light, the chlorophyll of the algae is affected, causing the cells to stick together. The now-larger cell groups are lodged in the biological filter and consumed by the beneficial bacteria. When using a UV clarifier for the first time, it is a good idea to clean your filter pads in all filters for the first few days.



Pumps

Franklin Electric has developed the broadest and most reliable line of Little Giant® pumps on the market. Pumps are the heart of any water feature, because circulation is the key to a healthy aquatic environment. To facilitate that circulation, Little Giant® pumps are available in a complete range of flow rates. Each exceptionally-engineered pump features rugged construction to install easily and last for years.



LittleGIANT®

Water Pumps

Wet Rotor Pumps

F-Series

Our wet rotor canned motor pumps are designed with multi-purpose flexibility right into the pump. They can be used submersed or externally, mounted vertically or horizontally. With MNPT threads and fittings built in, attaching fittings is a breeze.

The included pre-filter makes these pumps built for flexibility and durability in any decorative water application.

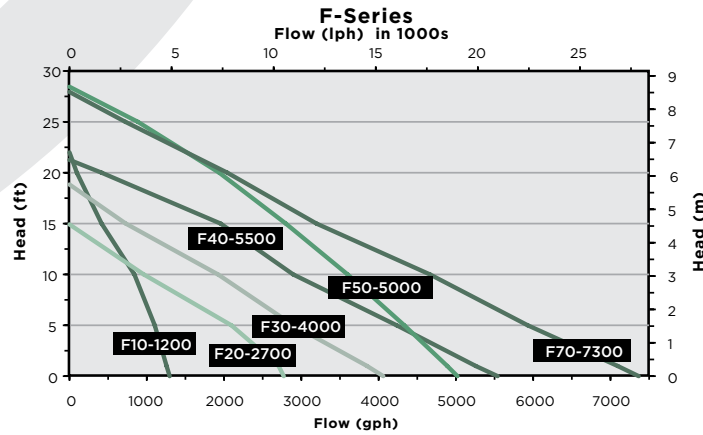
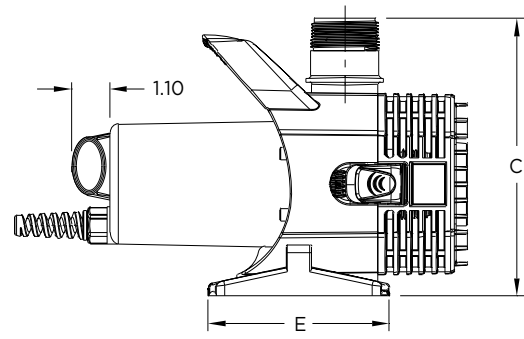
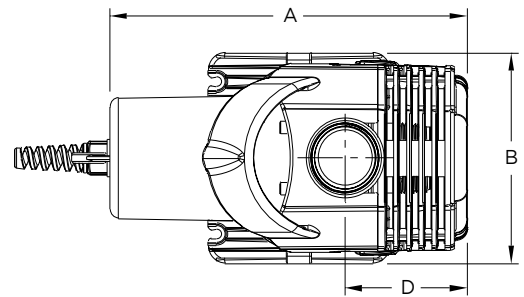
- Constructed without mechanical seal or oil
- Screw attachment to hold screen in place
- Rope/cable loop for deep installation retrieval
- Modular screen ability



| F-SERIES | Item No. | Amps | Watts | Cord (ft) | Submerged Use | Inline Use | Discharge & Inlet MNPT & SPIG | Gallons Per Hour (GPH) at height | | | | | | | Shut-off (ft) |
|----------|----------|------|-------|-----------|---------------|------------|-------------------------------|----------------------------------|------|------|------|------|------|-----|---------------|
| | | | | | | | | 0' | 1' | 5' | 10' | 15' | 20' | 25' | |
| F10-1200 | 566724 | 1.3 | 157 | 20' | ✓ | ✓ | 1.5" | 1295 | 1255 | 1105 | 840 | 415 | 95 | - | 22' |
| F20-2700 | 566725 | 1.25 | 147 | 20' | ✓ | ✓ | 1.5" | 2770 | 2705 | 2095 | 960 | - | - | - | 14.9' |
| F30-4000 | 566726 | 1.82 | 215 | 20' | ✓ | ✓ | 2" | 4060 | 3850 | 2900 | 1920 | 730 | - | - | 18.8' |
| F40-5500 | 566727 | 3.0 | 360 | 20' | ✓ | ✓ | 2" | 5540 | 5255 | 4235 | 2895 | 1955 | 415 | - | 21.3' |
| F50-5000 | 566728 | 3.6 | 413 | 20' | ✓ | ✓ | 2" | 5020 | 4890 | 4330 | 3600 | 2800 | 1940 | 885 | 28.5' |
| F70-7300 | 566729 | 5.5 | 660 | 40' | ✓ | ✓ | 2" | 7365 | 7095 | 5930 | 4665 | 3195 | 2040 | 725 | 28' |

DIMENSIONS (INCHES)

| | A | B | C | D |
|----------|-------|------|------|------|
| F10-1200 | 9.93 | 5.71 | 7.54 | 3.40 |
| F20-2700 | 9.93 | 5.71 | 7.54 | 3.40 |
| F30-4000 | 13.25 | 6.10 | 8.00 | 5.60 |
| F40-5500 | 13.25 | 6.10 | 8.00 | 5.60 |
| F50-5000 | 13.25 | 6.10 | 8.00 | 5.60 |
| F70-7300 | 13.25 | 6.10 | 8.00 | 5.60 |



*Pump performance at 120 VAC with no intake screen

| | | | | | | | |
|-----------|-----------|------------|------------|------------|--------------|-------|-------------|
| | | | | | | | |
| ≤ 400 Gal | ≤ 800 Gal | ≤ 1200 Gal | ≤ 2400 Gal | > 2500 Gal | Professional | Decor | Maintenance |

Water Pumps

Wet Rotor Pumps

FP-Series

Our wet rotor water feature pumps are energy efficient and ideal for powering water features and pond filtration systems with flow requirements from 1,000 gph to 8,100 gph. These pumps are rated for continuous duty to operate in the most rigorous applications.

- Fitting adapters included
- Use with a screen or skimmer recommended
- Energy efficient
- Can be used externally or submerged



FP1



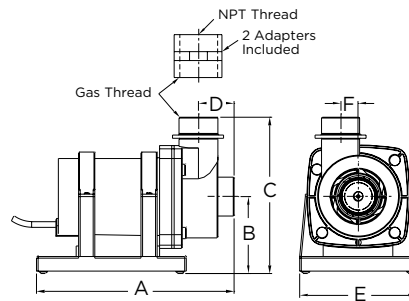
FP9



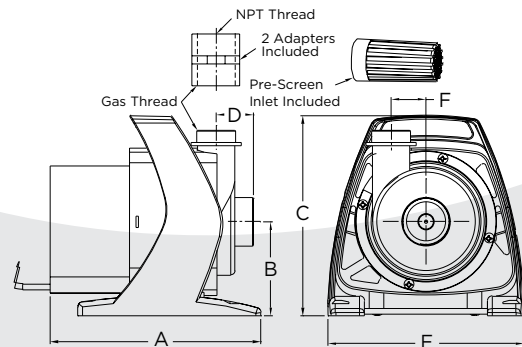
| FP-SERIES | Item No. | Amps | Watts | Cord (ft) | Submerged Use | Inline Use | Inlet FNPT | Discharge FNPT | Gallons Per Hour (GPH) at height | | | | | Shut-off (ft) |
|-----------|----------|------|-------|-----------|---------------|------------|------------|----------------|----------------------------------|------|------|------|------|---------------|
| | | | | | | | | | 5' | 10' | 15' | 20' | 25' | |
| FP1 | 566132 | 0.9 | 106 | 26 | ✓ | ✓ | 1-1/4" | 1-1/4" | 1000 | 390 | - | - | - | 14 |
| FP2 | 566133 | 1.45 | 167 | 26 | ✓ | ✓ | 1-1/2" | 1-1/2" | 2220 | 1210 | 400 | - | - | 16 |
| FP3 | 566134 | 1.85 | 226 | 26 | ✓ | ✓ | 2" | 2" | 3200 | 1640 | 690 | - | - | 17 |
| FP6 | 566135 | 4.6 | 557 | 26 | ✓ | ✓ | 2" | 1-1/2" | 5760 | 4380 | 3000 | 1730 | 350 | 27 |
| FP9 | 566137 | 6.5 | 730 | 26 | ✓ | ✓ | 2" | 2" | 8100 | 6580 | 4860 | 3290 | 1930 | 31 |

DIMENSIONS (INCHES)

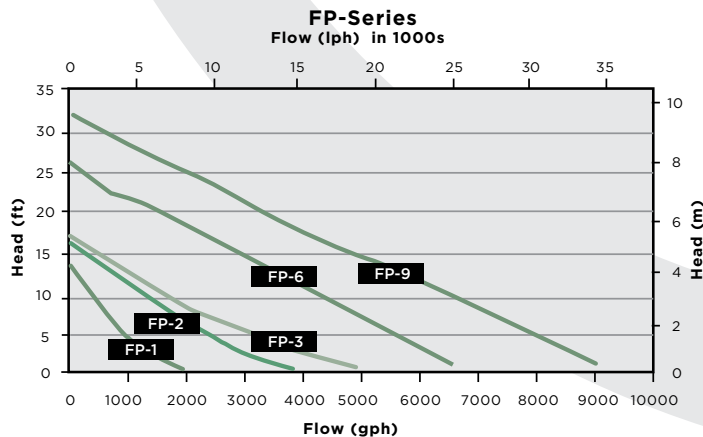
| | A | B | C | D | E | F |
|-----|------|-----|-----|-----|-----|------|
| FP1 | 9.2 | 3.8 | 7.7 | 1.6 | 5.7 | 1.0 |
| FP2 | 9.5 | 3.8 | 7.7 | 1.7 | 5.7 | 0.85 |
| FP3 | 10.3 | 3.8 | 7.8 | 2.1 | 5.7 | 1.0 |
| FP6 | 10.0 | 4.4 | 9.6 | 1.8 | 9.5 | 1.7 |
| FP9 | 10.0 | 4.4 | 9.6 | 2.1 | 9.5 | 1.7 |



FP1, FP2, FP3



FP6, FP9



Water Pumps

Magnetic Drive Pumps

PES-Series

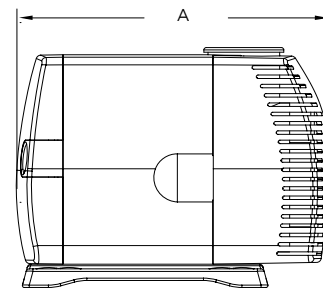
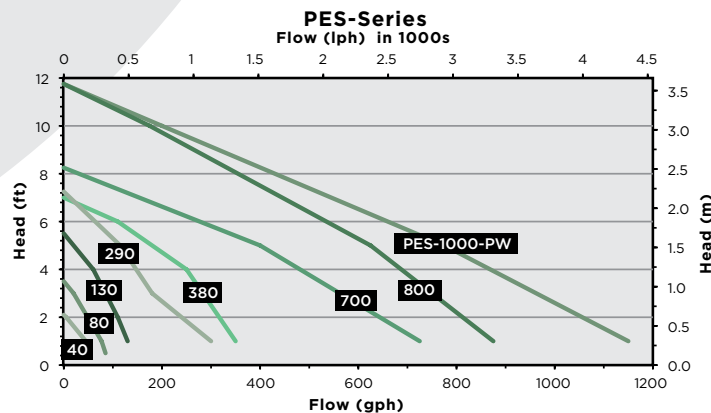
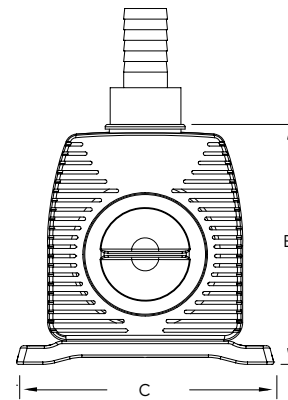
Designed to operate continuously with minimal energy consumption, magnetic drive pumps offer a corrosion-resistant body specifically for submersible use. Easy to install and maintain, magnetic drive pumps are ideal for a variety of applications.

- Built-in adjustable flow control valve
- Ceramic shaft for longer life
- Great for tabletop features



| PES-SERIES | Item No. | Amps | Watts | Cord (ft) | Submerged Use | Discharge Barb | Gallons Per Hour (GPH) at height | | | | Shut-off (ft) |
|-------------|----------|------|-------|-----------|---------------|----------------|----------------------------------|-----|-----|-----|---------------|
| | | | | | | | 1' | 3' | 5' | 10' | |
| PES-40-PW | 566713 | 0.03 | 2.5 | 6' | ✓ | 1/2", 3/8" | 45 | - | - | - | 2.1 |
| PES-80-PW | 566714 | 0.14 | 8 | 6' | ✓ | 1/2", 3/8" | 77 | 20 | - | - | 3.5 |
| PES-130-PW | 566716 | 0.23 | 11 | 6' | ✓ | 1/2", 5/8" | 130 | 85 | - | - | 5.5 |
| PES-290-PW | 566717 | 0.4 | 23 | 6' | ✓ | 1/2", 5/8" | 300 | 180 | 115 | - | 7.25 |
| PES-380-PW | 566718 | 0.64 | 33 | 15' | ✓ | 1/2", 5/8" | 350 | 285 | 180 | - | 7 |
| PES-700-PW | 566720 | 0.75 | 57 | 15' | ✓ | 3/4" | 725 | 560 | 400 | - | 8.25 |
| PES-800-PW | 566721 | 0.95 | 109 | 15' | ✓ | 3/4" | 875 | 750 | 625 | 175 | 11.75 |
| PES-1000-PW | 566722 | 1.4 | 160 | 15' | ✓ | 1" | 1150 | 965 | 775 | 200 | 11.75 |

| DIMENSIONS (INCHES) | A | B | C |
|---------------------|-----|------|-----|
| PES-40-PW | 1.9 | 1.16 | 1.7 |
| PES-80-PW | 2.8 | 2.3 | 1.9 |
| PES-130-PW | 3.5 | 3.2 | 2.8 |
| PES-290-PW | 3.7 | 3.6 | 2.7 |
| PES-380-PW | 4.2 | 3.6 | 2.7 |
| PES-700-PW | 5.3 | 4 | 4.3 |
| PES-800-PW | 5.3 | 4 | 4.3 |
| PES-1000-PW | 5.7 | 4.4 | 4.3 |



Water Pumps

Direct Drive Pumps

PE-Series

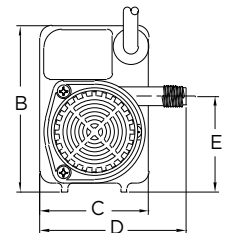
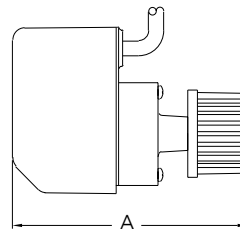
Designed to operate continuously, direct drive pumps produce greater starting torque and more pressure than comparable magnetic drive pumps. Direct drive pumps are ideal for use in filtration, waterfalls, and streams. Pre-filter is included to protect the pump.

- Hooded volute option for lower intake (fountain)
- Hooded volute indicated by "H"
- Compact design

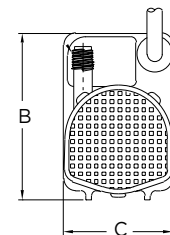
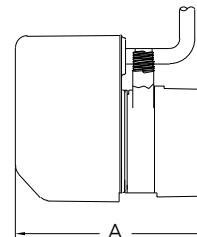
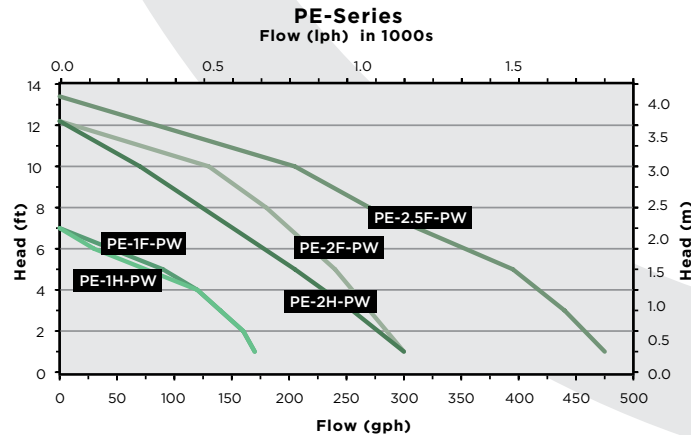


| PE-SERIES | Item No. | Amps | Watts | Cord (ft) | Submerged Use | Discharge MNPT | Gallons Per Hour (GPH) at height | | | | Shut-off (ft) |
|------------|----------|------|-------|-----------|---------------|----------------|----------------------------------|-----|-----|-----|---------------|
| | | | | | | | 1' | 3' | 5' | 10' | |
| PE-1H-PW | 566604 | 0.6 | 36 | 6' | ✓ | 1/4" | 170 | 140 | 100 | - | 7 |
| PE-1F-PW | 566608 | 0.6 | 36 | 15' | ✓ | 1/4" | 170 | 140 | 90 | - | 7 |
| PE-2H-PW | 566609 | 0.8 | 47 | 6' | ✓ | 1/4" | 300 | 255 | 205 | 70 | 12.2 |
| PE-2F-PW | 566611 | 0.8 | 47 | 15' | ✓ | 1/4" | 300 | 270 | 240 | 130 | 12.2 |
| PE-2.5F-PW | 566612 | 1.4 | 80 | 15' | ✓ | 1/2" | 475 | 440 | 395 | 205 | 13.4 |

| DIMENSIONS (INCHES) | A | B | C | D | E |
|---------------------|------|------|------|------|------|
| PE-1H-PW | 3.48 | 3.58 | 2.75 | - | - |
| PE-1F-PW | 4.9 | 3.6 | 2.8 | 0.9 | 1.89 |
| PE-2H-PW | 4.83 | 4.15 | 2.75 | - | - |
| PE-2F-PW | 5.6 | 4.2 | 2.8 | 0.9 | 2.38 |
| PE-2.5F-PW | 5.6 | 4.02 | 2.9 | 1.06 | 2.24 |



PE-2.5-PW, PE-2F-PW, PE-1F-PW



PE-2H-PW, PE-1H-PW

Water Pumps

Direct Drive Pumps

Stainless Steel and Bronze Pumps

Our premium stainless steel and bronze pumps come in five models and are a favorite in the industry. These trouble-free pumps can be used in fresh, salt, chlorinated or brominated water and can even be used in hot water up to 110 °F. These versatile pumps can be used submerged or in open air below water level for ponds, water gardens, medium to large fountains, water displays, waterfalls, streams, and for aeration.

- Made in the U.S.A.
- Quiet operation
- Mounting stand option

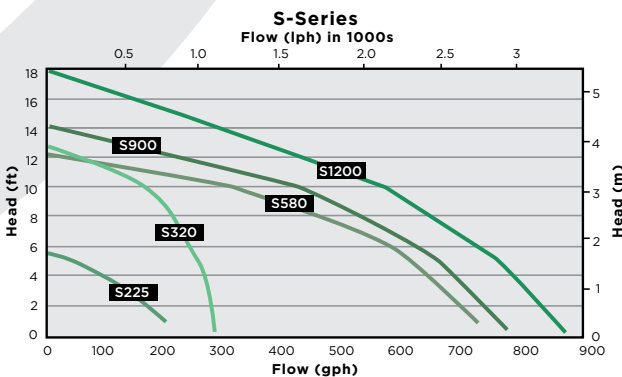


S900T



S225T

| S-SERIES | Item No. | Amps | Watts | Cord (ft) | Submerged Use | Inline Use | Discharge MNPT | Intake MNPT | Gallons Per Hour (GPH) at height | | | | Shut-off (ft) |
|-----------|----------|------|-------|-----------|---------------|------------|----------------|-------------|----------------------------------|-----|-----|-----|---------------|
| | | | | | | | | | 1' | 5' | 10' | 15' | |
| S225T-6 | 517000 | 0.7 | 60 | 6' | ✓ | ✓ | 1/4" | 1/2" | 200 | 81 | - | - | 5.7 |
| S225T-20 | 517001 | 0.7 | 60 | 20' | ✓ | ✓ | 1/4" | 1/2" | 200 | 81 | - | - | 5.7 |
| S320T-6 | 517002 | 1.2 | 89 | 6' | ✓ | ✓ | 1/4" | 1/2" | 290 | 255 | 163 | - | 13.5 |
| S320T-20 | 517003 | 1.2 | 89 | 20' | ✓ | ✓ | 1/4" | 1/2" | 290 | 255 | 163 | - | 13.5 |
| S320T-50 | 517004 | 1.2 | 89 | 50' | ✓ | ✓ | 1/4" | 1/2" | 290 | 255 | 163 | - | 13.5 |
| S580T-6 | 517005 | 2.2 | 203 | 6' | ✓ | ✓ | 1/2" | 1/2" | 755 | 590 | 320 | - | 12 |
| S580T-20 | 517006 | 2.2 | 203 | 20' | ✓ | ✓ | 1/2" | 3/4" | 755 | 590 | 320 | - | 12 |
| S580T-50 | 517007 | 2.2 | 203 | 50' | ✓ | ✓ | 1/2" | 3/4" | 755 | 590 | 320 | - | 12 |
| S900T-6 | 517008 | 2.5 | 234 | 6' | ✓ | ✓ | 1/2" | 3/4" | 810 | 667 | 425 | - | 14 |
| S900T-20 | 517009 | 2.5 | 234 | 20' | ✓ | ✓ | 1/2" | 3/4" | 810 | 667 | 425 | - | 14 |
| S900T-50 | 517010 | 2.5 | 234 | 50' | ✓ | ✓ | 1/2" | 3/4" | 810 | 667 | 425 | - | 14 |
| S1200T-6 | 517011 | 3.4 | 255 | 6' | ✓ | ✓ | 1/2" | 3/4" | 868 | 745 | 580 | 240 | 18 |
| S1200T-20 | 517012 | 3.4 | 255 | 20' | ✓ | ✓ | 1/2" | 3/4" | 868 | 745 | 580 | 240 | 18 |
| S1200T-50 | 517013 | 3.4 | 255 | 50' | ✓ | ✓ | 1/2" | 3/4" | 868 | 745 | 580 | 240 | 18 |



DIMENSIONS (INCHES)

| | A | B | C | D | E | F | G MNPT | H MNPT |
|--------|-----|-----|-----|------|------|-----|--------|--------|
| S225T | 4.0 | 4.5 | 3.0 | 1.5 | 2 | 0.3 | 1/2" | 1/4" |
| S320T | 4.0 | 4.5 | 3.0 | 1.4 | 2.36 | 0.3 | 1/2" | 1/4" |
| S580T | 4.5 | 6.5 | 4.7 | 2.25 | 2.75 | 0.5 | 3/4" | 1/2" |
| S900T | 4.5 | 6.5 | 4.7 | 2.25 | 2.75 | 0.5 | 3/4" | 1/2" |
| S1200T | 4.5 | 6.5 | 4.7 | 2.25 | 2.75 | 0.5 | 3/4" | 1/2" |

*Dimension diagram on next page

Water Pumps

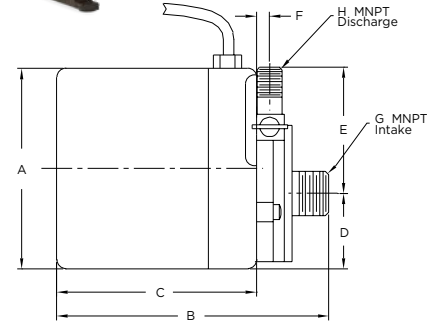
Direct Drive Pumps

Stainless Steel and Bronze Pumps



STAINLESS STEEL & BRONZE PUMP ACCESSORIES

| | Item No. | Amount |
|---|----------|------------|
| SPB1 - POSITIONING BRACKET FITS S580, S900, S1200 | 517500 | 1 per pack |
| CFS100 - PRE-FILTER | 517505 | 1 each |



WGP-Series

Efficient, oil-less, direct-drive, dual-discharge pumps produce greater pressure, so each can serve two water features simultaneously. Installed either vertically or horizontally, the corrosion-resistant submersible body is designed for non-potable, continuous operation.

- Use vertically or horizontally
- Removable pre-filter for cleaning
- Ideal for filtration, waterfall, and streams



WGP-95-PW



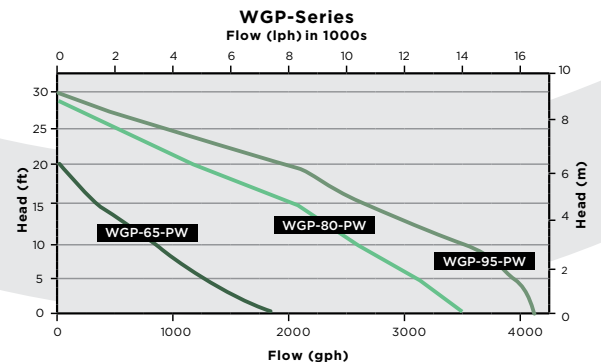
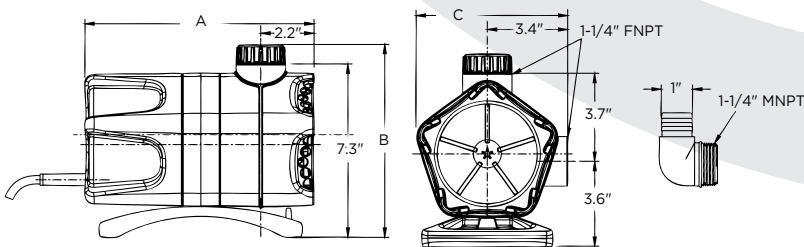
WGP-65-PW



| WGP SERIES | Item No. | Amps | Watts | Cord (ft) | Submerged Use | Discharge FNPT | Gallons Per Hour (GPH) at height | | | | | | Shut-off (ft) |
|------------|----------|------|-------|-----------|---------------|----------------|----------------------------------|------|------|------|------|------|---------------|
| | | | | | | | 1' | 5' | 10' | 15' | 20' | 25' | |
| WGP-65-PW | 566409 | 2 | 230 | 16' | ✓ | 1-1/4" | 1900 | 1250 | 785 | 325 | - | - | 20 |
| WGP-80-PW | 566417 | 6.3 | 700 | 16' | ✓ | 1-1/4" | 3500 | 3200 | 2700 | 2100 | 1300 | 695 | 29.5 |
| WGP-95-PW | 566407 | 6.3 | 700 | 16' | ✓ | 1-1/4" | 4280 | 4000 | 3500 | 2850 | 2200 | 1370 | 30 |

DIMENSIONS (INCHES)

| | A | B | C |
|-----------|------|-----|------|
| WGP-65-PW | 9.6 | 8.1 | 6.35 |
| WGP-80-PW | 11.0 | 8.1 | 6.35 |
| WGP-95-PW | 11.0 | 8.1 | 6.35 |



Water Pumps

Direct Drive Pumps

WGFP-Series

Constructed with stainless steel, cast iron and durable thermoplastic, our solids-handling submersible water feature pumps meet the rigorous demands of the most impressive water features. This year we have added a larger size to meet all of your decorative water needs.

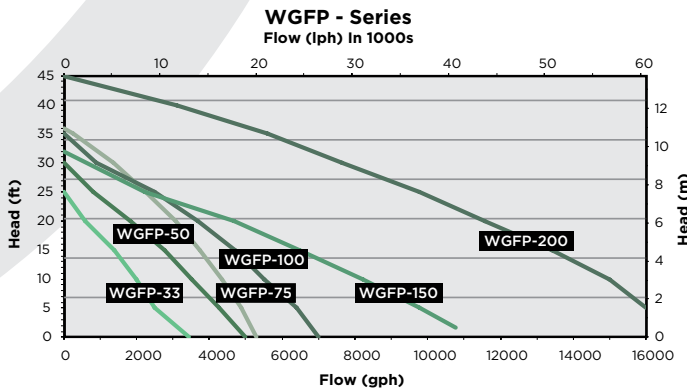
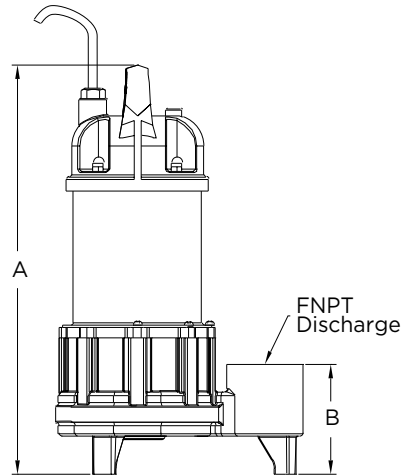
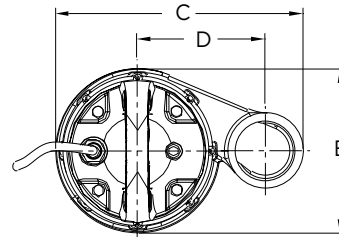
- Designed for water features
- Dual seals for added protection in larger models
- Great as replacement pump and for new construction



| WGFP SERIES | Item No. | Amps | Watts | Volts | Cord (ft) | Submerged Use | Discharge FNPT | Gallons Per Hour (GPH) at height | | | | | | | | Solids Diameter | Shut-off (ft) |
|-------------|----------|------|-------|-------|-----------|---------------|----------------|----------------------------------|-------|-------|-------|------|------|------|------|-----------------|---------------|
| | | | | | | | | 5' | 10' | 15' | 20' | 25' | 30' | 35' | 40' | | |
| WGFP-33 | 566067 | 5 | 455 | 115 V | 19' | ✓ | 1-1/2" | 2500 | 2000 | 1400 | 600 | - | - | - | - | 0.98" | 25 |
| WGFP-50 | 566068 | 7 | 590 | 115 V | 19' | ✓ | 2" | 4280 | 3520 | 2780 | 1830 | 800 | - | - | - | 1.18" | 30 |
| WGFP-75 | 566069 | 8 | 847 | 115 V | 19' | ✓ | 2" | 4890 | 4350 | 3750 | 3070 | 2262 | - | - | - | 1.38" | 36 |
| WGFP-100 | 566070 | 12 | 1210 | 115 V | 19' | ✓ | 2" | 6400 | 5500 | 4700 | 3700 | 2500 | - | - | - | 1.35" | 35 |
| WGFP-150 | 566071 | 11 | 1210 | 115 V | 19' | ✓ | 3" | 9750 | 8200 | 6500 | 4600 | 2200 | - | - | - | 0.75" | 32 |
| WGFP-200 | 566072 | 9 | 2085 | 230 V | 19' | ✓ | 3" | 16000 | 15000 | 13410 | 11575 | 9775 | 7645 | 5610 | 3120 | 0.75" | 45 |

DIMENSIONS (INCHES)

| | A | B | C | D | E |
|----------|-------|------|-------|------|------|
| WGFP-33 | 12.86 | 3.46 | 7.75 | 3.98 | 5.29 |
| WGFP-50 | 13.85 | 3.88 | 8.78 | 4.53 | 5.83 |
| WGFP-75 | 14.44 | 3.88 | 8.78 | 4.53 | 5.83 |
| WGFP-100 | 17.35 | 4.05 | 10.29 | 5.18 | 6.30 |
| WGFP-150 | 18.50 | 5.00 | 11.75 | 6.50 | 7.50 |
| WGFP-200 | 20.31 | 5.13 | 11.71 | 5.96 | 7.50 |



Water Pumps

Small Submersible

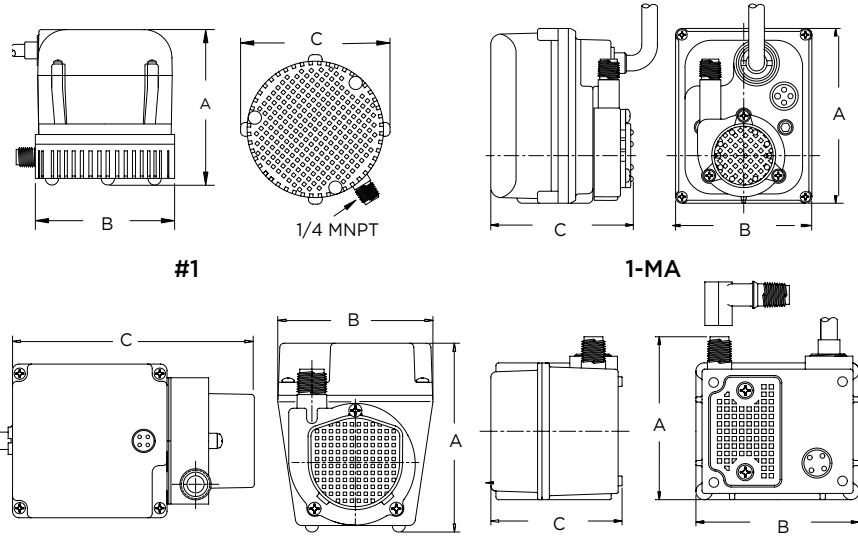
Our Little Giant® pumps are designed for continuous circulation of statuary fountains. Made with some of the industry's most durable materials, our pumps reach peak performance when completely submerged.

- Oil-filled for cooling
- Prescreen included for protection
- Assorted options for every feature



| LG-SMALL SUBS | Item No. | Amps | Watts | Cord (ft) | Submerged Use | Discharge | Gallons Per Hour (GPH) at height | | | | | Shut-off (ft) |
|---------------|----------|------|-------|-----------|---------------|-----------|----------------------------------|-----|-----|-----|-----|---------------|
| | | | | | | | 1' | 3' | 5' | 10' | 15' | |
| #1 | 501004 | 1.1 | 70 | 6' | ✓ | 1/4" | 205 | 168 | 120 | - | - | 7.4 |
| 1-MA | 521204 | 1.1 | 70 | 6' | ✓ | 1/4" | 170 | 140 | 100 | - | - | 7 |
| 2EN-38N-WG | 502375 | 1.7 | 100 | 15' | ✓ | 1/4" | 300 | 255 | 205 | - | - | 11.8 |
| 3E-12N | 503375 | 3.2 | 220 | 15' | ✓ | 1/2" | 500 | 435 | 337 | 210 | 65 | 17.3 |
| P-AAA | 523375 | 0.5 | 30 | 15' | ✓ | 1/4" | 120 | 70 | - | - | - | 4.6 |

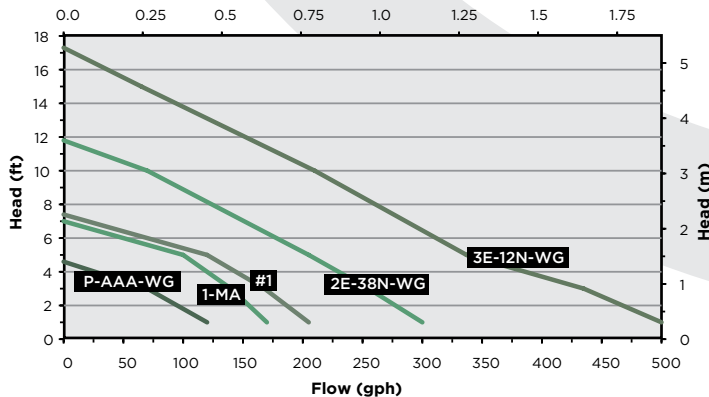
| DIMENSIONS (INCHES) | A | B | C |
|---------------------|------|------|------|
| #1 | 4.30 | 3.70 | 4.10 |
| 1-MA | 4.30 | 3.30 | 3.50 |
| 2EN-38N-WG | 4.64 | 3.50 | 5.55 |
| 3E-12N | 5.50 | 4.50 | 7.00 |
| P-AAA | 3.90 | 3.90 | 3.00 |



Small Submersibles
Flow (lph) in 1000s

3E-12N, 2E-38N-WG

P-AAA



Water Pumps

External Use Pumps

OPWG-Series

Ideal for indoor or outdoor use, Little Giant® energy-efficient out-of-pond pumps are easy to maintain since they are out of the water. They are engineered for continuous-duty operation and long life. To protect and extend the life of your pump, a leaf basket (listed below) is recommended.

- Great energy-efficient pump option
- Simplifies maintenance
- Leaf basket acts as priming chamber
- OPWG-71 and OPWG-97 come with 230 V option



OPWG-46



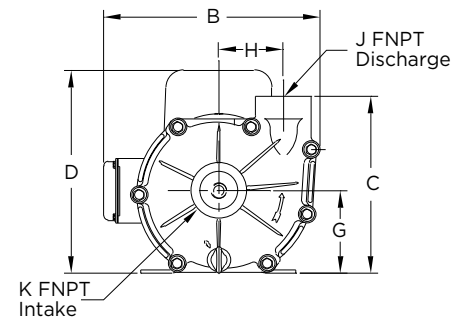
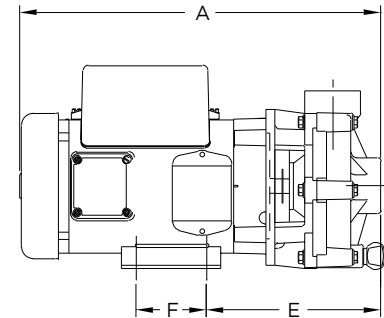
OPWG-71



| OPWG-SERIES | Item No. | Amps | Watts | Volts | Cord (ft) | Inline Use | Discharge | Intake | Gallons Per Hour (GPH) at height | | | | Shut-off (ft) |
|-------------|----------|------|-------|-----------|-----------|------------|------------|------------|----------------------------------|------|------|------|---------------|
| | | | | | | | | | 5' | 10' | 15' | 20' | |
| OPWG-29 | 566020 | 1.1 | 92 | 115 V | 8' | ✓ | 1-1/2" NPT | 2" NPT | 1740 | 300 | - | - | 11 |
| OPWG-46 | 566021 | 1.3 | 132 | 115 V | 8' | ✓ | 1-1/2" NPT | 2" NPT | 2700 | 1500 | - | - | 12 |
| OPWG-71 | 566023 | 2.5 | 257 | 115/230 V | none | ✓ | 1-1/2" NPT | 1-1/2" NPT | 4260 | 3540 | 2700 | 600 | 21 |
| OPWG-97 | 566024 | 3 | 335 | 115/230 V | none | ✓ | 1-1/2" NPT | 1-1/2" NPT | 5820 | 5040 | 4080 | 2700 | 22 |

DIMENSIONS (INCHES)

| | A | B | C | D | E | F | G | H | J | K |
|---------|-------|------|------|------|------|------|------|------|-----|-----|
| OPWG-29 | 10.30 | 6.53 | 6.70 | - | 4.41 | - | 3.19 | 2.13 | 2 | 1.5 |
| OPWG-46 | 10.30 | 6.53 | 6.70 | - | 4.41 | - | 3.19 | 2.13 | 2 | 1.5 |
| OPWG-71 | 15.14 | 9.25 | 7.45 | 8.70 | 7.26 | 3.00 | 3.50 | 2.75 | 1.5 | 1.5 |
| OPWG-97 | 15.14 | 9.25 | 7.45 | 8.70 | 7.26 | 3.00 | 3.50 | 2.75 | 1.5 | 1.5 |



OUT-OF-POND PUMP ACCESSORIES

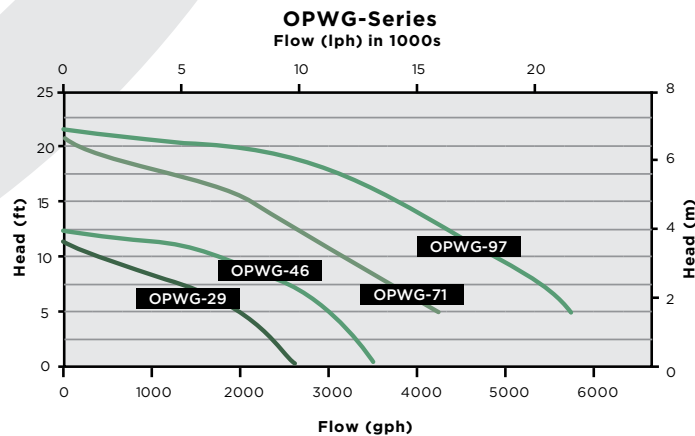
OUT-OF-POND LEAF BASKET LB-OPWG

Item Number

Advantages

566106

- Minimizes intake debris
- Pump attachment fittings included



Water Pumps

Water Feature Pump Selection Guide By Flow Rate

| Model | Item No. | Sub | In Line | Volts | Flow @ Head (GPH) | | | | | Shut-off | Watts | Electric Cost (Mo.) | Warr. |
|-------------|----------|-----|---------|---------|-------------------|-------|-------|-------|------|----------|-------|---------------------|-------|
| | | | | | 5' | 10' | 15' | 20' | 25' | | | | |
| S225 | 517000 | X | X | 115 | 81 | — | — | — | — | 5.7' | 60 | \$3.27 | 2 |
| S320 | 517002 | X | X | 115 | 225 | 163 | — | — | — | 13.5' | 89 | \$5.19 | 2 |
| S580 | 517005 | X | X | 115 | 590 | 320 | — | — | — | 12' | 203 | \$12.09 | 2 |
| S900 | 517008 | X | X | 115 | 667 | 425 | — | — | — | 14' | 234 | \$12.60 | 2 |
| PES-800-PW | 566721 | X | | 115 | 625 | 175 | — | — | — | 11.75' | 85 | \$5.64 | 3 |
| S1200 | 517011 | X | X | 115 | 745 | 580 | 240 | — | — | 18' | 255 | \$16.18 | 2 |
| PES-1000-PW | 566722 | X | | 115 | 775 | 200 | — | — | — | 11.75' | 110 | \$4.77 | 3 |
| FP1 | 566132 | X | X | 115 | 1000 | 390 | — | — | — | 14' | 106 | \$7.72 | 5 |
| F10 | 566724 | X | X | 115 | 1103 | 840 | 416 | 96 | — | 22' | 157 | \$10.08 | 2 |
| OPWG-29 | 566020 | | X | 115/230 | 1740 | 300 | — | — | — | 11' | 92 | \$8.09 | 1 |
| WGP-65-PW | 566409 | X | | 115 | 1250 | 800 | 300 | — | — | 20' | 230 | \$15.77 | 3 |
| F20 | 566725 | X | X | 115 | 2095 | 961 | — | — | — | 15' | 147 | \$10.22 | 2 |
| FP2 | 566133 | X | X | 115 | 2220 | 1210 | 400 | — | — | 16' | 167 | \$11.93 | 5 |
| PWM2600 | PWM2600 | X | | 115 | 1550 | 0 | — | — | — | 10' | 164 | \$10.49 | 1 |
| WGFP-33 | 566067 | X | | 115 | 2500 | 2000 | 1400 | 600 | — | 25' | 455 | \$28.63 | 2 |
| OPWG-46 | 566021 | | X | 115/230 | 2700 | 1500 | — | — | — | 12' | 174 | \$8.60 | 1 |
| FP30 | 566726 | X | X | 115 | 2897 | 1922 | 729 | — | — | 19' | 215 | \$18.14 | 2 |
| FP3 | 566134 | X | X | 115 | 3200 | 1640 | 690 | — | — | 17' | 226 | \$16.15 | 5 |
| WGP-80-PW | 566417 | X | | 115 | 3200 | 2700 | 2100 | 1300 | 695 | 29.5' | 675 | \$36.11 | 3 |
| PWM3900 | PWM3900 | X | | 115 | 2700 | 1440 | 0 | — | — | 12.7' | 260 | \$19.04 | 1 |
| PWM5200 | PWM5200 | X | | 115 | 3480 | 2460 | 1080 | 0 | — | 20' | 506 | \$28.18 | 1 |
| F40 | 566727 | X | X | 115 | 4233 | 2894 | 1956 | 416 | — | 21.3' | 520 | \$22.90 | 2 |
| WGFP-50 | 566068 | X | | 115 | 4250 | 3500 | 2750 | 1800 | 800 | 30' | 590 | \$39.02 | 2 |
| OPWG-71 | 566023 | | X | 115/230 | 4260 | 3450 | 2700 | 600 | — | 21' | 257 | \$16.27 | 1 |
| WGP-95-PW | 566407 | X | | 115 | 4000 | 3500 | 2850 | 2200 | 1370 | 30' | 700 | \$33.92 | 3 |
| F50 | 566728 | X | X | 115 | 4332 | 3599 | 2800 | 1938 | 885 | 28.5' | 413 | \$33.70 | 2 |
| WGFP-75 | 566068 | X | | 115 | 4900 | 4350 | 3750 | 3050 | 2250 | 36' | 847 | \$50.38 | 2 |
| FP6 | 566135 | X | X | 115 | 5760 | 4380 | 3000 | 1730 | 350 | 27' | 557 | \$37.56 | 5 |
| OPWG-97 | 566024 | | X | 115/230 | 5820 | 5040 | 4080 | 2700 | — | 22' | 370 | \$22.61 | 1 |
| F70 | 566729 | X | X | 115 | 5930 | 4665 | 3196 | 2042 | 723 | 28' | 660 | \$39.74 | 2 |
| WGFP-100 | 566070 | X | | 115 | 6400 | 5500 | 4700 | 3700 | 2500 | 35' | 1210 | \$68.09 | 2 |
| FP9 | 566137 | X | X | 115 | 8100 | 6580 | 4860 | 3290 | 1930 | 31' | 730 | \$52.24 | 5 |
| WGFP 150 | 566071 | X | | 115 | 9750 | 8200 | 6500 | 4600 | 2200 | 32' | 1210 | \$86.40 | 2 |
| WGFP 200 | 566072 | X | | 230 | 16000 | 15000 | 13410 | 11575 | 9775 | 45' | 1210 | \$149.98 | 2 |

GOOD

BETTER

BEST

The Good, Better, Best color code illustrates how pump efficiency changes throughout the performance range of the pump.

* = Monthly electric cost calculated at Best Efficiency Point of Pump at 10 cents/kwh operating 24 hours, 7 days a week

Helpful Information

Recommended Maximum Flow Rates

| Pipe Diameter | Gallons Per Hour (GPH) | Gallons Per Minute (GPM) |
|---------------|------------------------|--------------------------|
| 3/4" | 750 | 12.5 |
| 1" | 1000 | 17 |
| 1-1/4" | 2100 | 35 |
| 1-1/2" | 3000 | 50 |
| 2" | 4800 | 80 |
| 3" | 9000 | 150 |
| 4" | 16000 | 267 |

Helpful Formulas

To convert pressure to head height

Pressure (PSI) x 2.31 = Head Height (ft)

To convert head height to pressure

Head Height (ft) x 0.434 = Pressure (PSI)

To determine the gallons in a circular feature

0.79 x Diameter (ft) x Diameter (ft) x Depth (ft) x 7.48 = Gallons

To determine the approximate operating cost of running 24 hours a day

Watts x 0.072 = Estimated Monthly Operation Cost (at \$0.10/KWH)

Lighting & Controls

Innovative LED and halogen lighting options give you the ability to “sculpt” water and landscapes with light, adding just the right amount of brightness and color saturation to inspire, soothe, and invigorate a special occasion. Controlling your pumps, lighting, and equipment is made easier with our selection of transformers and power control centers.



Little GIANT®

Lighting & Controls

LED Lighting

LED lighting is the newest and most energy efficient way to bring out the dramatic beauty of your water. With a variety of options, we give you the ability to offer long-lasting lighting for any decorative water. Color options abound to sculpt the water and landscape with light.

LED EggLites

The LED EggLite offers a compact lighting option that operates wet or dry. They come in four color options and can be powered by the sun using the optional solar panel. Up to 12 will fit on the plug-in transformer, and six lights will power on the solar panel.



| LED EGGLETS | Item No. | Power Type | Watts | Color | Cord (ft) | Submerged Use | Dry Use | Transformer Included | Lights Included | Lamp Size | Dimensions |
|------------------------------|----------|-------------|-------|-------|-----------|---------------|---------|----------------------|-----------------|-----------|-------------|
| LSE2-W - SOLAR KIT | 566420 | Solar | 2 | White | 10' | ✓ | ✓ | ✓ | 2 | 1" | 1" diameter |
| LCE2-W - PLUG IN KIT | 566443 | 4 VDC | 2 | White | 10' | ✓ | ✓ | ✓ | 2 | 1" | 1" diameter |
| LXE2-R - RED ADD ON LIGHT | 566439 | Solar/4 VDC | 2 | Red | 10' | ✓ | ✓ | | 2 | 1" | 1" diameter |
| LXE2-W - WHITE ADD ON LIGHT | 566440 | Solar/4 VDC | 2 | White | 10' | ✓ | ✓ | | 2 | 1" | 1" diameter |
| LXE2-G - GREEN ADD ON LIGHT | 566441 | Solar/4 VDC | 2 | Green | 10' | ✓ | ✓ | | 2 | 1" | 1" diameter |
| LXE2-B - BLUE ADD ON LIGHT | 566442 | Solar/4 VDC | 2 | Blue | 10' | ✓ | ✓ | | 2 | 1" | 1" diameter |
| LSPR - SOLAR PANEL | 566430 | Solar | 6 | - | - | | ✓ | ✓ | - | - | 4.2" x 6.6" |
| LVT-08 - PLUG IN TRANSFORMER | 566435 | 4 VDC | 12 | - | - | | ✓ | ✓ | - | - | 1.6" x 1.3" |
| LC-10E - 10 FOOT EXTENSION | 566449 | - | - | - | 10' | ✓ | ✓ | | - | - | 120" x 0.1" |

Pairs well with our disappearing fountains on page 5!

LED-K Lighting

Energy-efficient LED fixtures consume only 3 Watts per lamp and last up to 10 years. Up to 18 lights can be run on one transformer. Eleven pre-programmed settings are triggered with the built-in circuitry. Install them in or out of the water using the included mounting hardware.



| LED-K LIGHTING | Item No. | Power Type | Watts | Color | Cord (ft) | Submerged Use | Dry Use | Transformer Included | Lights Included | Lamp Size | Dimensions |
|------------------------------------|----------|------------|--------|-------|-----------|---------------|---------|----------------------|-----------------|-----------|-------------|
| LVLK-LED - MULTI-COLOR LED KIT | 566236 | 12 VAC | 3 | Multi | 20' | ✓ | ✓ | ✓ | 1 | MR-16 | 3" diameter |
| LED-L - MULTI-COLOR LED LIGHT | 566225 | 12 VAC | 3 | Multi | 20' | ✓ | ✓ | | 1 | MR-16 | 3" diameter |
| LED-B - MULTI-COLOR LED MR-16 BULB | 566224 | 12 VAC | 3 | Multi | - | ✓ | ✓ | | Bulb | MR-16 | 3" diameter |
| DA-60-12WA-1 Transformer | 950887 | 12 VAC | 60 max | - | - | | ✓ | | - | - | N/A |



With 11 light modes ranging from brilliant red to a continuous transition of soft color, you can easily reflect any mood.



FOUNTAINS & FEATURES
AERATION SYSTEM
FILTRATION
WATER PUMPS
LIGHTING & CONTROLS
CONSTRUCTION
POND CARE

Lighting & Controls

Halogen Lighting

Halogen lighting offers great versatility for adding nighttime beauty to any water feature, pond, fountain, and landscaping. Our selection will handle the smallest requirements up to the largest fountains, and all come standard with four color lenses, which deliver a beautiful rainbow of colors.



Halogen EggLites

Small and compact, the EggLite is designed to disappear into the installation so the dramatic beauty of the light itself is enjoyed. The 10-Watt EggLite can be used wet or dry and is suitable for fresh or salt water. Each light comes with a magnetic base, 10' of cord, and is 3" tall when fully assembled.



| HALOGEN EGGLITES | Item No. | Power Type | Watts | Color | Cord (ft) | Submerged Use | Dry Use | Transformer Included | Lights Included | Lamp Size | Dimensions |
|---------------------------------|----------|------------|-------|-------|-----------|---------------|---------|----------------------|-----------------|-----------|-------------|
| LCE-10W - COMPLETE KIT 10 W | 517400 | 12 VAC | 10 | Multi | 10' | ✓ | ✓ | ✓ | 1 | MR-11 | 2" diameter |
| LXE-10W - EXTRA 10 W SET | 517402 | 12 VAC | 10 | Multi | 10' | ✓ | ✓ | | 1 | MR-11 | 2" diameter |
| LCE-20W - COMPLETE KIT 20 W | 517404 | 12 VAC | 20 | Multi | 10' | ✓ | | ✓ | 1 | MR-11 | 2" diameter |
| LXE-20W - EXTRA 20 W SET | 517406 | 12 VAC | 20 | Multi | 10' | ✓ | | | 1 | MR-11 | 2" diameter |
| LEK3-10W - COMPLETE 3 PACK 10 W | 517502 | 12 VAC | 10 | Multi | 10' | ✓ | ✓ | ✓ | 3 | MR-11 | 2" diameter |

LVL Lighting

Our bright, 20 Watt halogen lamp lasts about 3,000 hours. Up to three lights can run on one transformer, which has a switch-selectable timer. Colored lenses create a variety of hues. Install them in or out of the water using the included mounting hardware.



| LVL | Item No. | Power Type | Watts | Color | Cord (ft) | Submerged Use | Dry Use | Transformer Included | Lights Included | Lamp Size | Dimensions |
|----------------------|----------|------------|-------|-------|-----------|---------------|---------|----------------------|-----------------|-----------|-------------|
| LVLK-HAL KIT | 566237 | 12 VAC | 20 | Multi | 20' | ✓ | ✓ | ✓ | 1 | MR-16 | 3" diameter |
| LVL-PW LIGHT | 566527 | 12 VAC | 20 | Multi | 20' | ✓ | ✓ | | 1 | MR-16 | 3" diameter |
| LVL-HB-PW MR-16 BULB | 566528 | 12 VAC | 20 | Multi | - | ✓ | ✓ | | Bulb | MR-16 | 3" diameter |

L1C Lighting

The largest and most robust light we offer is constructed of stainless steel and bronze, housing a 250-Watt bulb. These lights dramatically accent all of your fountain and water feature projects. Comes with a stand for easy placement and must be submerged for use.



| HALOGEN LIGHTING | Item No. | Power Type | Watts | Color | Cord (ft) | Submerged Use Only | Lights Included | Lamp Size | Dimensions |
|------------------|----------|------------|-------|-------|-----------|--------------------|-----------------|-----------|---------------|
| L1C-20 | 517413 | 120 VAC | 250 | White | 20' | ✓ | 1 | E-12 | 7.3" diameter |
| L1C-50 | 517414 | 120 VAC | 250 | White | 50' | ✓ | 1 | E-12 | 7.3" diameter |
| L1C-100 | 517415 | 120 VAC | 250 | White | 100' | ✓ | 1 | E-12 | 7.3" diameter |

Colored Lens sold separately. See page 42

Lighting & Controls

Lighting & Controls

Timers & Controls

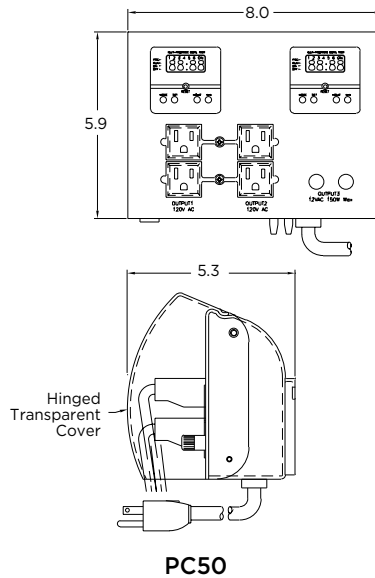
The Power Control Center allows water gardeners the flexibility of installing a pond where electricity is far from the pond site. Now you can control the operation of your pumps, UV clarifiers, underwater lights, and other necessary items with the Power Control Center, the ultimate luxury to control your pond. We also offer basic 12-Volt transformers with timers for your lighting control needs.



PC50

- 150 Watt 12 VAC
- Adjustable on/off timer
- Digital timers control both line voltage and low voltage
- Fuse protected
- 10 amp max on 110 V side
- 150 Watt max on 12 V side

| TIMERS & CONTROLS | Item No. | Power Type | Amps/Watts | Cord (ft) | Use with Submerged Lights | Dry Use | Transformer Included | Dimensions |
|-------------------|----------|----------------|------------|-----------|---------------------------|---------|----------------------|----------------|
| PC50-15 | 517408 | 110 VAC/12 VAC | 10 A/150 | 15' | ✓ | ✓ | ✓ | 6" x 8" x 5.5" |
| PC50 | 517416 | 110 VAC/12 VAC | 10 A/150 | 50' | ✓ | ✓ | ✓ | 6" x 8" x 5.5" |



Construction

We offer a complete line of products to make installing a pond easy and trouble-free. Each item is designed or selected for its compatibility with Little Giant® equipment for fast installation, reliable performance, and minimal maintenance. Durable liners and quality plumbing components keep water features looking and functioning at their best for years.



Little **GIANT**®

Construction

Virtual Pond Kits



Don't forget lighting on page 32!

TO BUILD 1400 GALLON POND:

| DESCRIPTION | Model | Item No. |
|----------------|--------------------|----------|
| SKIMMER | SK2.5 | 566131 |
| FILTER | WF5 | 571010 |
| PUMP | F20-2700 | 566725 |
| PIPE | T-1-1/2-25 BFPVC | 566182 |
| LINER | 10' x 15' | 566545 |
| AUTO FILL KIT | AFV-GH Auto Fill | 566286 |
| BACKFLUSH KIT | BFK-M | 14940321 |
| WATERFALL FOAM | WFF-20-Rockin Foam | 599057 |

TO BUILD 3400 GALLON POND:

| DESCRIPTION | Model | Item No. |
|----------------|--------------------|----------|
| SKIMMER | SK10 | 14940172 |
| FILTER | WF5 | 571010 |
| PUMP | F50-5000 | 566728 |
| PIPE | T-2-25 BFPVC | 566184 |
| LINER | 15' x 20' | 566547 |
| AUTO FILL KIT | AFV-GH Auto Fill | 566286 |
| BACKFLUSH KIT | BFK-M | 14940321 |
| WATERFALL FOAM | WFF-20-Rockin Foam | 599057 |

DISAPPEARING STREAM

| DESCRIPTION | Model | Item No. |
|----------------|--------------------|----------|
| VAULT | SF | 566410 |
| WATERFALL WEIR | WFW | 566239 |
| PUMP | F30-4000 | 566726 |
| PIPE | T-1-1/2-25 BFPVC | 566182 |
| LINER | Fit To Size | Page 41 |
| AUTO FILL KIT | AFV-GH Auto Fill | 566286 |
| WATERFALL FOAM | WFF-20-Rockin Foam | 599057 |












Construction

Plumbing

Flex Pipes and Tubing

Quality piping provides for a worry-free installation. Whether you desire vinyl tubing, non-kink tubing or flex PVC, we offer all varieties in black to inhibit algae growth inside the pipe.



| FLEX PIPES & TUBING | Item No. | Length | Advantages | Image | Pipe/Size Tubing | Type |
|---------------------|----------|--------|--|--|------------------|------|
| T-3/8-20-BK | 566287 | 20' | Use with barb and hose clamp fittings |  | 3/8" | VT |
| T-1/2-20-BK | 566288 | 20' | Use with barb and hose clamp fittings |  | 1/2" | VT |
| NKT-34 | 566229 | 25' | Use with barb and compression fittings |  | 3/4" | NKT |
| NKT-100 | 566231 | 25' | Use with barb and compression fittings |  | 1" | NKT |
| NKT-114 | 566232 | 25' | Use with barb and compression fittings |  | 1.25" | NKT |
| NKT-112 | 566233 | 25' | Use with barb and compression fittings |  | 1.5" | NKT |
| T-1-1/2-25-BFPVC | 566182 | 25' | Use with Sch 40 fittings |  | 1.5" | FPVC |
| T-2-25-BFPVC | 566184 | 25' | Use with Sch 40 fittings |  | 2" | FPVC |
| T-3-50-BFPVC | 566186 | 50' | Use with Sch 40 fittings |  | 3" | FPVC |

FPVC = Flexible PVC
 NKT = Non-Kink Tubing
 VT = Vinyl Tubing

Construction

Plumbing










Fittings

Our select group of quality plumbing components is affordable and always the right fit. We offer tubing fittings and Schedule 40 fittings for any installation, from vinyl tubing, PVC pipe, and flex PVC.

| FITTINGS | Item No. | Image | Pipe/Size Tubing | Type |
|--|----------|---|------------------|--------|
| C-1 TUBING CLAMP | 566227 |  | 1/2" | Tubing |
| C-2-PW RESTRICTOR CLAMP | 566289 |  | 1/2" | Tubing |
| FC-1/4 FLOW CONTROL FNPT X BARB | 566228 |  | 1/4" | Tubing |
| AD-2M-2S MALE ADAPTER | 566258 |  | 2" | PVC |
| AD-3M-3S MALE ADAPTER | 566244 |  | 3" | PVC |
| AD-BH-2 BULKHEAD FITTING | 566257 |  | 2" | FNPT |
| AD-BH-3 BULKHEAD FITTING | 566249 |  | 3" | FNPT |
| BV-112S BALL VALVE SLIP X SLIP | 566250 |  | 1-1/2" | PVC |
| BV-2S BALL VALVE SLIP X SLIP | 566251 |  | 2" | PVC |
| BV-112SU UNION BALL VALVE | 566252 |  | 1-1/2" | PVC |
| AD-112US UNION SLIP X SLIP | 566254 |  | 1-1/2" | PVC |
| AD-2US UNION SLIP X SLIP | 566255 |  | 2" | PVC |

Construction

Plumbing

| FITTINGS | Item No. | Image | Pipe/Size Tubing | Type |
|--|-----------------|---|-------------------------|-------------|
| 3" FLEXIBLE PIPE GROMMET | 925023 |  | 3" | BUNA-N |
| 1" FLEXIBLE PIPE GROMMET - FOUNTAIN CONNECTOR | 925031 |  | 1" | BUNA-N |
| 2" FLEXIBLE PIPE GROMMET | 925033 |  | 2" | BUNA-N |
| 4" FLEXIBLE PIPE GROMMET | 925034 |  | 4" | BUNA-N |
| 3/4" FLEXIBLE PIPE GROMMET - FOUNTAIN CONNECTOR | 925035 |  | 3/4" | BUNA-N |
| 1/2" FLEXIBLE PIPE GROMMET - FOUNTAIN CONNECTOR | 925054 |  | 1/2" | BUNA-N |
| CHECK VALVES CV-SE1 | 940019 |  | 1-1/2" | PVC |
| CHECK VALVES CV-SE2 | 940022 |  | 2" | PVC |
| CHECK VALVES CV-SE3 | 940023 |  | 3" | PVC |

Construction

Liners & Accessories

Pond liners are designed from strong, puncture-resistant material that allows for the customization of any water feature. Both Firestone 45-mil EPDM and our 20-mil PVC are flexible and safe for aquatic life too.

| CUT SIZES | EPDM Item No. | Dimensions |
|---------------------------|---------------|------------|
| 10 X 15 LINER | 566545 | 10' x 15' |
| 15 X 15 LINER | 566546 | 15' x 15' |
| 15 X 20 LINER | 566547 | 15' x 20' |
| 10 X 15 6OZ. UNDERLAYMENT | 566548 | 10' x 15' |
| 15 X 15 6OZ. UNDERLAYMENT | 566549 | 15' x 15' |
| 15 X 20 6OZ. UNDERLAYMENT | 566550 | 15' x 20' |



| ROLLS | Item No. | Dimensions |
|---------------------------|----------|------------|
| 5 X 100 EPDM ROLL | 566357 | 5' x 100' |
| 10 X 100 EPDM ROLL | 566358 | 10' x 100' |
| 15 X 100 EPDM ROLL | 566359 | 15' x 100' |
| 20 X 100 EPDM ROLL | 566360 | 20' x 100' |
| 25 X 100 EPDM ROLL | 566361 | 25' x 100' |
| 30 X 100 EPDM ROLL | 566362 | 30' x 100' |
| 35 X 100 EPDM ROLL | 566363 | 35' x 100' |
| 40 X 100 EPDM ROLL | 566364 | 40' x 100' |
| 50 X 100 EPDM ROLL | 566365 | 50' x 100' |
| 20 X 50 EPDM MINI ROLL | 566366 | 20' x 50' |
| 25 X 50 EPDM MINI ROLL | 566367 | 25' x 50' |
| 30 X 50 EPDM MINI ROLL | 566368 | 30' x 50' |
| 5 X 300 6OZ. UNDERLAYMENT | 566377 | 5' x 300' |



| EPDM ACCESSORIES | Item No. |
|-------------------------------|----------|
| 6" X 25' COVER SEAM TAPE | 566369 |
| 6" X 100' COVER SEAM TAPE | 566370 |
| LVOC QUICKPRIME PLUS - QUART | 566371 |
| LVOC QUICKPRIME PLUS - GALLON | 566372 |
| QUICKSEAM SCRUBBER KIT | 566373 |
| EPDM REPAIR KIT | 566374 |
| SILICONE ROLLER | 566375 |
| PIPE BOOT | 566376 |



Pond Care

Little Giant® offers a vast selection of products to protect and maintain your water feature at its prime, ranging from bacterial treatments and fish and plant care, to replacement parts for equipment. Protecting your investment during all seasons is essential, and we make it simple to protect your entire system year-round.



Little GIANT®

Pond Care

Protection

Low Water Shut-Off

Whether a small disappearing fountain or full water garden, protecting your investment enhances enjoyment. Achieve that peace of mind with a low water cut-off switch for the pump, auto fill valve to keep the beauty flowing, or winter gear to protect your pond and fish.

| LOW WATER SHUT-OFF | Item No. | Voltage | Cord |
|---------------------|----------|-----------|------|
| AFV-GH AUTO FILL | 566286 | - | - |
| RS-5 | 566009 | 115 V | 18' |
| RFSN-16 | 599211 | 115/230 V | 20' |
| RFSN-20 | 599318 | 115/230 V | 20' |



Fall & Winter

Pond Netting & Winter

| POND NETTING & WINTER | Item No. | Dimensions | Advantages |
|--------------------------|----------|-------------|--|
| N-2828-PW | 566047 | 28' x 28' | <ul style="list-style-type: none"> • 3/4" square mesh • Covers 28' x 28' area • Includes 12 anchoring stakes |
| N-1414-PW | 566046 | 14' x 14' | <ul style="list-style-type: none"> • 3/4" square mesh • Covers 14' x 14' area • Includes 10 anchoring stakes |
| N-710-PW | 566045 | 7' x 10' | <ul style="list-style-type: none"> • 3/4" square mesh • Covers 7' x 10' area • Includes 8 anchoring stakes |
| TF-PW THERMOMETER | 566048 | 1" dia x 8" | <ul style="list-style-type: none"> • Easy-to-read Fahrenheit-Celsius scales • Measures from 120 °F to -20 °F • Tether string for easy removal |
| P-418-PW POND DE-ICER | 566049 | 7" dia x 4" | <ul style="list-style-type: none"> • For ponds 50–600 gallons • De-ices 1' radius • 1200 Watts |



Pond Care

Treatments

Our unique partnership with Ecological Laboratories, Inc. enables us to offer the finest in natural microbial products to regulate your customers' pond water clarity and quality. By offering a wide range of MICROBE-LIFT® clarifiers, stabilizers, system treatments, and seasonal water treatments, we can help establish, restore, and maintain the natural biological and system balance of any pond, year-round.

Beneficial Bacteria

Utilizing nature to aid in maintenance is the best solution around. These specialty products cultivate a biological balance for fish, plants, and the entire system. If nitrates or sludge are causing problems, or the leaves just won't decompose, we have a variety of solutions for all needs.



| BENEFICIAL BACTERIA | Item No. | Description | Size | Treatment |
|---------------------|----------|-----------------------------|----------------------------|--|
| WT-ML-PL-Q | 566006 | PL liquid water clarifier | 32 oz | Monthly overall treatment |
| WT-ML-PL-P | 566007 | PL liquid water clarifier | 16 oz | Monthly overall treatment |
| WT-ML-PL-G | 566012 | PL liquid water clarifier | 1 gal | Monthly overall treatment |
| WT-NO-P | 566036 | NiteOut II | 16 oz | Initiates nitrification |
| WT-BMC-2 | 566037 | Biological mosquito control | 2 oz | Controls mosquitos |
| WT-SSC-1 | 566038 | Spring/summer cleaner | (10) 2 oz packets | Reduces dead leaves and organic load |
| WT-AWP-Q | 566039 | Autumn/winter prep | 32 oz and (2) 2 oz packets | Prepare for colder months |
| WT-SA-Q | 566040 | Sludge away | 32 oz packets | Rapid and natural sludge and mulch removal |

Special Treatments

Maintain the proper water chemistry with these easy-to-use treatments. Specially formulated, they are designed to enhance the pond water and aquatic life.

| SPECIAL TREATMENTS | Item No. | Description | Size | Treatment |
|--------------------|----------|--------------------------|----------|--|
| WT-BSP | 566030 | Barley straw pellets | 2.2 lbs | Clarify and mature water with natural enzymes in barley straw |
| WT-DL-P | 566027 | Dechlorinator Plus | 16 oz | Neutralizes Cl, ClO2, Cu, and other heavy metals |
| WT-AR-P | 566028 | Ammonia remover | 16 oz | Removes ammonia, chlorine and chloramine |
| WT-FP-P | 566029 | Flocculant Plus | 16 oz | Bonds and settles suspended particles |
| WT-TTC-4 | 566042 | Fountain cleaner | 4 oz | Water-based all natural ingredients |
| WT-TS-50 | 566043 | 5-in-1 test strips | 50 count | Tests nitrate, nitrite, total hardness, total alkalinity, and pH |
| WT-ALG-G | 566073 | Algaway 5.4 | 1 gal | Controls string algae |
| WT-ALG-Q | 566074 | Algaway 5.4 | 32 oz | Controls string algae |
| WT-ALG-P | 566075 | Algaway 5.4 | 16 oz | Controls string algae |
| WT-ML-PR-Q | 566008 | Phosphate remover | 32 oz | Removes excess phosphates |
| WT-BS-P | 566026 | 7.5 pH buffer/stabilizer | 16 oz | Initiates nitrification |

Pond Care

Fish and Plants

As the flora and fauna become part of the family, it is important to give them a healthy environment with the proper food and planting media. Our selection of Microbe-Lift® products offers the finest in fish food and plant health.

| FISH & PLANTS | Item No. | Description |
|---------------|----------|--|
| UPB-R9-PW | 566553 | 9" round plant basket |
| UPB-1212-PW | 566556 | 12" square plant basket |
| FF-SS | 566014 | Summer staple fish food |
| FF-GE | 566016 | Growth and energy fish food |
| UP-BM-10 | 566349 | Beneficial bacteria colonized planting media |



General Maintenance

Fish nets make catching the fish safer than using your hands, as does a skimmer net for removing floating debris.

| NETS | Item No. | Description |
|------|----------|--|
| NS | 566050 | Skimmer net Handle: 48" L; Net: 10" W x 9" L x 3" D |
| AFN | 567574 | Fish net Extends: 39" to 57.5"; Net: 15.25" W x 13" L x 12" D |



Pond Care

Replacement Parts

Accidents and wear and tear happen. When it does, rest easy knowing we have the right replacement parts for your equipment.

Fountains & Features

| Item No. | Model | Description |
|----------|-------|-----------------------------|
| 166468 | - | 36" DFB column |
| 166469 | - | 36" DFB wedge |
| 166471 | - | 44" DFB support tube |
| 166472 | - | 44" DFB plate |
| 566533 | - | Fogger disk replacement kit |

Aeration System

| Item No. | Model | Description |
|----------|-------|---|
| 517326 | - | Replacement fountain/aerator Harmony nozzle assembly |
| 517327 | - | Replacement centrifugal pump nozzle adaptor assembly |
| 517328 | - | Replacement motor mount assembly |
| 517329 | - | Replacement 100' cord set w/ motor lead and support tube |
| 517330 | - | Replacement power drive assembly, 1/2HP, 115V, 2 wire w/100' cord set |
| 517331 | - | Replacement float 36" |

Filtration

| Item No. | Model | Description |
|----------|-------|--|
| 860-10 | - | Filter pad for spillway 10" |
| 860-18 | - | Filter pad for spillway 18" |
| 92311-18 | - | Quartz sleeve with 2 O-rings, UVC18 |
| 92311-36 | - | Quartz sleeve with 2 O-rings, UVC36 |
| 92311-9 | - | Quartz sleeve with 2 O-rings, UVC9 |
| 170277 | - | Mesh bag for biomedica |
| 170299 | - | Skimmer net for SK5 |
| 170300 | - | Skimmer net for SK10 |
| 170301 | - | Matala pad for WF5 |
| 170302 | - | Matala pad for WF10 |
| 170303 | - | Grate for SK5 |
| 170304 | - | Grate for SK10 |
| 170311 | - | Lid for SK5 |
| 170312 | - | Lid for SK10 |
| 170313 | - | Black lid for WF5 |
| 170315 | - | Black lid for WF10 |
| 170337 | - | Matala pad, additional filtration for SK10 |

Filtration Continued

| | | |
|----------|--------------|---|
| 170338 | - | Matala pad, additional filtration for SK5 |
| 170465 | - | Skimmer net for SK2.5 |
| 170461 | - | Lid for SK2.5 |
| 170463 | - | Grate for SK2.5 |
| 170473 | - | Matala pad, additional filtration for SK2.5 |
| 517100 | CFS170T | Barrel filter, 1" FNPT |
| 517101 | CFS955 | Foam filter for CFS155T and CFS170T |
| 517427 | UVC9RB | 9 Watt UV lamp, UVC |
| 517428 | UVC18RB | 18 Watt UV lamp, UVC |
| 517429 | UVC36RB | 36 Watt UV lamp, UVC |
| 517505 | CFS100 | Screen, plastic small |
| 517506 | CFS155T | Screen, plastic, for large SST, CFS955 |
| 566109 | PF-RP-PW | PF-AD replacement pad |
| 566111 | FK-SBF-RP-PW | FB replacment filter pad |
| 566112 | BM-30-PW | Biomedica, 30 ct |
| 566113 | SBF-1-RP-PW | Replacement filters |
| 566115 | FC-RP | Filter pads |
| 566268 | FC-RE | Element - case quantity only |
| 566812 | - | PF filter repair kit |
| 566813 | - | SK2.5 repair kit |
| 566815 | - | SK5 repair kit |
| 566816 | - | SK10 repair kit |
| 990108 | - | PTFE |
| 14940208 | - | RTV silicone sealant |
| 14940343 | F-SBRK | Skimmer brush kit |
| 14940501 | - | 9 Watt UV lamp, UVP |
| 14940502 | - | 18 Watt UV lamp, UVP |
| 14940503 | - | 36 Watt UV lamp, UVP |
| 14940581 | - | Skimmer lid plug |

Pond Care

Replacement Parts

Lighting & Controls

| Item No. | Model | Description |
|----------|--------------|--|
| 170755 | - | Colored lens set for fixture for LVL |
| 170756 | - | Light fixture glass lens for LVL and LED |
| 517401 | LDLS-4 | Lens set, dichroic glass, 4 colors |
| 517403 | LEC-5M | Ext. cord, 16', EggLite |
| 517405 | LFL-CLR | Front lens, EggLite |
| 517407 | LMB-SS | Magnetic base with hardware, EggLite |
| 517409 | LMS-2PC | Mounting stand - EggLite |
| 517410 | LRB-10W-30 | Replacement bulb, 12 V, 10 Watt, 30 ° |
| 517411 | LRB-20W-30 | Replacement bulb, 12 V, 20 Watt, 30 ° |
| 517412 | LTR-60W | Transformer, 60 Watt EggLite |
| 517417 | L-1001 | Tungsten halogen 250 Watt bulb, 115 V |
| 517419 | L-1002A | L-1 lens - amber |
| 517421 | L-1002B | L-1 lens - blue |
| 517422 | L-1002C | L-1 lens - clear |
| 517423 | L-1002G | L-1 lens - green |
| 517430 | PC-F | PC50 replacement fuse, T15A, 250 V, 20m |
| 517431 | PC-FC | PC50 replacement fuse cap with socket |
| 517432 | L-1003 | L-1 rock guard - bronze |
| 517501 | L-1002R | L-1 lens - red |
| 566431 | - | Replacement stake for solar panel LSP |
| 566432 | - | Replacement battery for solar panel LSP |
| 566814 | - | LVL no bulb light repair kit |
| 924006 | - | LED EggLite wire connection O-ring |
| 924135 | - | Light fixture O-ring for LVL and LED |
| 950887 | DA-60-12WA-1 | 60 Watt transformer |

Pumps

| Item No. | Model | Description |
|----------|-------|----------------------------------|
| 11200 | - | Repair kit for S580 |
| 11205 | - | Repair kit for S900T |
| 11210 | - | Repair kit for S1200T |
| 10215 | - | Repair kit A180 - A210 & S225 |
| 10216 | - | Repair kit A180T - A210T & S225T |
| 10220 | - | Repair kit A280 - A430 & S320 |
| 10221 | - | Repair kit A280T - A430T & S320T |
| 118984 | - | Kit, repair parts, PE-1F-PW |
| 118985 | - | Kit, repair parts, PE-2H-PW |
| 118986 | - | Kit, repair parts, PE-2F-PW |
| 118987 | - | Kit, repair parts, PE-1H-PW |

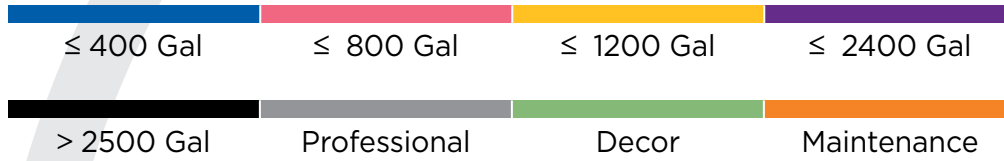
Pumps Continued

| | | |
|--------|--------|---|
| 118988 | - | Kit, repair parts, PE-2.5F-PW |
| 166055 | - | FP1 Impeller and Rotor Assembly |
| 166056 | - | FP2 Impeller and Rotor Assembly |
| 166057 | - | FP3 Impeller and Rotor Assembly |
| 166058 | - | FP6 Impeller and Rotor Assembly |
| 166059 | - | FP9 Impeller and Rotor Assembly |
| 166060 | - | FP Pumps O-ring and Screws |
| 166360 | - | Impeller PES700 |
| 166361 | - | Impeller PES800 |
| 166362 | - | Impeller PES1000 |
| 166772 | - | Replacement Screen Kit, F10-F70 |
| 166773 | - | Replacement Housing, F10-F20 |
| 166774 | - | Replacement Housing, F30-F70 |
| 166775 | - | Replacement Volute Kit, F10 |
| 166776 | - | Replacement Volute Kit, F20 |
| 166777 | - | Replacement Volute Kit, F30-F50 |
| 166780 | - | Replacement Volute Kit, F70 |
| 166781 | - | Replacement Rotor Kit, F10 |
| 166782 | - | Replacement Rotor Kit, F20 |
| 166783 | - | Replacement Rotor Kit, F30 |
| 166784 | - | Replacement Rotor Kit, F40 |
| 166785 | - | Replacement Rotor Kit, F50 |
| 166786 | - | Replacement Rotor Kit, F70 |
| 166787 | - | Replacement Screen, F10-F70 |
| 170170 | - | WGP 1" elbow |
| 170194 | - | WGP 1-1/2" elbow |
| 170208 | - | WGP plate |
| 170209 | - | WGP plug |
| 517500 | SPB1 | Positioning bracket for S580 S900 S1200 |
| 517102 | TS-1.5 | Intake screen for 1.5" MNPT |
| 517103 | TS-2.0 | Intake screen for 2" MNPT |
| 517104 | SF1.0 | Swivel fitting, 1" |
| 517503 | TS-3.0 | Intake screen for 3" MNPT |
| 517504 | SF1.5 | Swivel fitting, 1-1/2" |
| 566536 | - | AP1 air pump repair kit |

Merchandising System

Merchandising System

Color-Coded Packaging



PROFESSIONAL/ LANDSCAPE PACKAGING



- Performance
- Specification
- Warranty
- Model Number
- Features

RETAIL PACKAGING



- Specifications
- Model Number
- Performance
- Warranty
- Color Category
- Features
- Hotline & Website

Merchandising System

Merchandising System

Inspire Customers with the Little Giant® Outdoor Living Merchandising System

Our consumer-friendly merchandising system engages customers with attractive color-coded packaging and a convenient arrangement that puts everything they may need right at their fingertips.



Pump Selection Center



Download or order printed literature online at www.lg-outdoor.com

Literature and Point of Purchase - Order Online

www.lg-outdoor.com

Pump Selection Center Header (12" x 47")

Item # 996096



Fountain Support Center (12" x 47")

Item # 996191



Maintenance and Decor Header (12" x 47")

Item # 996097



Water Gardening Header (12" x 47")

Item # 996098



FOUNTAINS & FEATURES
AERATION SYSTEM
FILTRATION
WATER PUMPS
LIGHTING & CONTROLS
CONSTRUCTION
POND CARE

Additional Product Lines


Aquarium

Little Giant® aquarium products implement the highest quality of engineering and design in every product. Each product is designed specifically for aquarium-filtered applications in freshwater and saltwater environments.



Aquarium Pump  
ITEM 519310 | MODEL PESQ-300

  **Aquarium Pump**
ITEM 580507 | MODEL 2-MDQX-SC



Hydroponics

All Little Giant® Hydroponic pumps are manufactured with a corrosion-resistant body specifically designed for submersible use. Magnetic drive pumps offer better energy efficiency, while direct drive pumps produce greater starting torque and more pressure. Our extensive product line allows you to choose which pump features are best for your application.



325 GPH Submersible Hydroponic Pump
ITEM 527002 | MODEL NK-2


200 GPH Automatic Hydroponic Pump
ITEM 550523 | MODEL 1-ABS





Pool Products

Little Giant® offers an extensive collection of pool cover pumps that are able to keep up with the needs of virtually any pool cover. These pumps offer industry-leading service, easy water removal, and superior pool cover protection.



Automatic Pool Cover Pump 
ITEM 14942702 | MODEL PCP-550

Automatic Pool Cover Pump 
ITEM 577301 | MODEL APCP-1700



Index

Index Of Items Alphabetically By Model

| Model | Item No. | Description | Page | Model | Item No. | Description | Page |
|--------------|------------|--|------------|------------|----------|---|------|
| #1 | 501004 | Direct drive oil-filled pump - 115 V, 60 Hz, 6', 205 gph | 28 | FP1 | 566132 | Flex pump - 1000 gph | 22 |
| 1-MA | 521204 | Direct drive oil-filled pump - 115 V, 60 Hz, 6', 170 gph | 28 | FP2 | 566133 | Flex pump - 2000 gph | 22 |
| 2E-38N-WG | 502375 | Direct drive oil-filled pump - 115 V, 60 Hz, 15' UL/CSA, 300 gph | 28 | FP3 | 566134 | Flex pump - 3000 gph | 22 |
| 3E-12N | 503375 | Direct drive oil-filled pump - 115 V, 60 Hz, 6' black, 500 gph | 28 | FP6 | 566135 | Flex pump - 6000 gph | 22 |
| AD-112US | 566254 | Union 1-1/2" slip, PVC | 39 | FP9 | 566137 | Flex pump - 9000 gph | 22 |
| AD-2M-2S | 566258 | 2" male adapter MNPT x slip | 39 | L-1001 | 517417 | Tungsten halogen 250 Watt bulb, 115 V | 47 |
| AD-2US | 566255 | Union 2" slip, PVC | 39 | L-1002A | 517419 | L-1 lens, amber | 47 |
| AD-3M-3S | 566244 | 3" male adapter MNPT x slip | 39 | L-1002B | 517421 | L-1 lens, blue | 47 |
| AD-BH-2 | 566257 | 2" bulkhead fitting | 39 | L-1002C | 517422 | L-1 lens, clear | 47 |
| AD-BH-3 | 566249 | 3" bulkhead fitting | 39 | L-1002G | 517423 | L-1 lens, green | 47 |
| AFN | 567574 | Fish net | 45 | L-1002R | 517501 | L-1 lens, red | 47 |
| AFV-GH | 566286 | Auto fill valve kit, 1/2" MNPT | 16, 37, 43 | L-1003 | 517432 | L-1 rock guard, bronze | 47 |
| AP1 | 566535 | Air pump | 43 | L1C-100 | 517415 | Light bronze & SS lighting, 115 V with 100' cord | 34 |
| APA-05-HAR | 517300 | Aeration unit, 1/2 hp | 13 | L1C-20 | 517413 | Light bronze & SS lighting, 115 V with 20' cord | 34 |
| APA-10-HAR | 517301 | Aeration unit, 1 hp | 13 | L1C-50 | 517414 | Light bronze & SS lighting, 115 V with 50' cord | 34 |
| BFK-M | 14940321 | Manual backflush kit | 17 & 37 | LBF30 | 566593 | Lotus bowl fountain, old bronze | 8 |
| BM-30-PW | 566112 | Biomedica, 30 ct | 18 & 46 | LBF31 | 566594 | Lotus bowl fountain, weathered graystone | 8 |
| BV-112S | 566250 | Ball valve 1-1/2" slip, PVC | 39 | LBF32 | 566595 | Lotus bowl fountain, antique rust | 8 |
| BV-112SU | 566252 | Union ball valve, 1-1/2" ips, PVC | 39 | LBFK | 566598 | Lotus bowl fountain kit | 7 |
| BV-2S | 566251 | Ball valve 2" slip, PVC | 39 | LB-OPWG | 566106 | Leaf trap for external pumps | 29 |
| C-1 | 566227 | Tubing clamp - case qty only | 39 | LC-10E | 566449 | Extension cord, 10' male to female LED EggLite | 33 |
| C-2-PW | 566289 | Restrictor clamp - case qty only | 39 | LCE-10W | 517400 | Complete EggLite kit, 10 Watt w/transformer, 10' cord | 34 |
| CFS-100 | 517505 | Filter screen, small plastic | 15, 26, 46 | LCE-20W | 517404 | Complete EggLite kit, 20 Watt w/transformer, 10' cord | 34 |
| CFS-155T | 517506 | Filter screen, plastic, for large SST, CFS955 | 15, 26, 46 | LCE2-W | 566443 | Plug-in LED EggLite kit with white LED, 2-pack | 33 |
| CFS-170T | 517100 | Barrel filter, 1" FNPT | 15 & 46 | LDLS-4 | 517401 | Lens set, dichroic glass, 4 colors | 47 |
| CFS-955 | 517101 | Foam filter for CFS155T & CFS170T | 15 & 46 | LEC-5M | 517403 | EggLite extension cord, 16' | 47 |
| CV-SE1 | 940019 | Check valve, 1-1/2" ips (1-1/2" solids) | 40 | LED-B | 566224 | 11-way multi-colored LED MR-16 bulb | 33 |
| CV-SE2 | 940022 | Check valve, 2" ips (2" solids) | 40 | LED-L | 566225 | LED with fixture | 33 |
| CV-SE3 | 940023 | Check valve, 3" ips (3" solids) | 40 | LEK3-10W | 517502 | EggLite kit, 3-pack, 10' extension cord | 34 |
| DFB30 | 566599 | Disappearing fountain basin, 30" diameter | 9 | LFL-CLR | 517405 | Front lens, EggLite | 47 |
| DFB36 | 566517 | Disappearing fountain basin, 36" diameter | 9 | LMB-SS | 517407 | Magnetic base with hardware, EggLite | 47 |
| DFB36PP | 566559 | Pallet program 36" disappearing basin - case qty only | 9 | LMS-2PC | 517409 | EggLite mounting stand | 47 |
| DFB44 | 566558 | Disappearing basin, 44" square | 9 | LRB-10W-30 | 517410 | Replacement bulb, 12 V, 10 Watt, 30 degrees | 47 |
| DFB44PP | 566560 | Pallet program 44" disappearing basin - case qty only | 6 | LRB-20W-30 | 517411 | Replacement bulb, 12 V, 20 Watt, 30 degrees | 47 |
| F-SBRK | 14940343 | Skimmer brush kit | 46 | LSE2-W | 566420 | Solar LED EggLite kit with white LED, 2-pack | 33 |
| F10-1200 | 566724 | F-series wet rotor pump - 1200 gph | 21 | LSPR | 566430 | LED EggLite solar panel | 33 |
| F20-2700 | 566725 | F-series wet rotor pump - 2700 gph | 21 & 37 | LTR-60W | 517412 | Transformer, 60 Watt EggLite | 47 |
| F30-4000 | 566726 | F-series wet rotor pump - 4000 gph | 21 & 37 | LVL-HB-PW | 566528 | Replacement halogen lamp | 34 |
| F40-5500 | 566728 | F-series wet rotor pump - 5000 gph | 21 | LVL-PW | 566527 | Low voltage light kit | 34 |
| F50-5000 | 566727 | F-series wet rotor pump - 5500 gph | 21 & 37 | LVLK-LED | 566236 | Multi-color LED kit | 33 |
| F70-7300 | 566729 | F-series wet rotor pump - 7300 gph | 21 | LVT-08 | 566435 | LED EggLite plug-in transformer | 33 |
| FB-PW | 566108 | Pump filter box | 15 | LXE-10W | 517402 | Extra EggLites, 10 Watts, 10' cord, without transformer | 34 |
| FC-1/4 | 566228 | Flow control assembly, FNPT x barb - case qty only | 39 | LXE-20W | 517406 | Extra EggLites, 20 Watts, 10' cord, with transformer | 34 |
| FC-RE | 566268 | Element - case qty only | 46 | LXE2-B | 566442 | Extra EggLite with blue LED, 2-pack | 33 |
| FC-RP | 566115 | Filter pads | 46 | LXE2-G | 566441 | Extra EggLite with green LED, 2-pack | 33 |
| FF4 | 566516 | Fountain support feet, 4-pack | 9 | LXE2-R | 566439 | Extra EggLite with red LED, 2-pack | 33 |
| FF-GE | 566016 | Fish food, growth and energy | 45 | LXE2-W | 566440 | Extra EggLite with white LED, 2-pack | 33 |
| FF-SS | 566014 | Fish food, summer | 45 | N-1414-PW | 566046 | Netting, 14' x 14' | 43 |
| FG-1-PW | 566529 | Fogger kit with transformer | 11 | N-2828-PW | 566047 | Netting, 28' x 28' | 43 |
| FHK-1-PW | 566266 | Fountain head kit | 11 | N-710-PW | 566045 | Netting, 7' x 10' | 43 |
| FHT-1090-PW | 566267 | Fountain nozzle kit, 3-tier with telescope | 11 | NKT100 | 566231 | Non-kink 1" tubing, 25' | 38 |
| FHT-1170-PW | 566518 | Bubbler fountain nozzle | 11 | NKT112 | 566233 | Non-kink 1-1/2" tubing, 25' | 38 |
| FHT-1280-PW | 566240 | Waterbell fountain nozzle | 11 | NKT114 | 566232 | Non-kink 1-1/4" tubing, 25' | 38 |
| FHV-2549-PW | 566523 | 1/2" diverter valve | 11 | NKT34 | 566229 | Non-kink 3/4" tubing, 25' | 38 |
| FK-SBF-RP-PW | 566111 | FB replacement filter pad | 15 & 46 | NS | 566050 | Skimmer net | 45 |
| FNA01 | 517319 | Sonata fountain nozzle | 13 | OPWG-29 | 566020 | External use pump - 1740 gph @ 5', 92 Watts, 8' cord | 29 |
| FNA02 | 517320 | Cantata fountain nozzle | 13 | OPWG-46 | 566021 | External use pump - 2700 gph @ 5', 132 Watts, 8' cord | 29 |
| FNA03 | 517321 | Concerto fountain nozzle | 13 | OPWG-71 | 566023 | External use pump - 4260 gph @ 5', 257 Watts, no cord | 29 |
| FNA04 | 517322 | Staccato fountain nozzle | 13 | OPWG-97 | 566024 | External use pump - 5820 gph @ 5', 335 Watts, no cord | 29 |
| FNA05 | 517323 | Crescendo fountain nozzle | 13 | P-AAA | 523375 | Magnetic drive pump - 115 V, 60 Hz, 6', 120 gph | 28 |
| FPB | 566596 | Fittings, pipe, shims, grommet | 7 | P-418-PW | 566049 | Pond de-icer, 1200 Watts | 43 |
| 517310 | FPA-05-K01 | Fountain conversion kit for aeration unit APA-05-HAR | 13 | PBF-2000 | 566881 | Pressurized biological filter with bacteria | 18 |
| 517311 | FPA-10-K01 | Fountain conversion kit for aeration unit APA-10-HAR | 13 | PBF-4000 | 566882 | Pressurized biological filter with bacteria | 18 |
| | | | | PBF-6000 | 566883 | Pressurized biological filter with bacteria | 18 |

Index

Index Of Items Alphabetically By Model

| Model | Item | Description | Page | Model | Item | Description | Page |
|-----------------|----------|---|---------|-------------|----------------------------------|---|---------|
| PC-F | 517430 | PC50 replacement fuse, T15A, 250 V, 20m | 47 | UPB-1212-PW | 566556 | Square 12" basket - case qty only | 45 |
| PC-FC | 517431 | PC50 replacement fuse cap with socket | 47 | UPB-R9-PW | 566553 | Round 9" basket - case qty only | 45 |
| PCP-550 | 14942702 | Automatic pool cover pump | 50 | UP-BM-10 | 566349 | Aquatic planting media, 10 lbs | 45 |
| PC50 | 517416 | Power control center, new box | 35 | UVC18 | 517425 | UV clarifier, 18 Watt | 19 |
| PC50-15 | 517408 | Power control center, 15' cord | 35 | UVC18RB | 517428 | UV clarifier, 18 Watt replacement lamp | 46 |
| PE-1F-PW | 566608 | Direct drive pump - 170 gph, 36 Watts, 15' cord | 24 | UVC36 | 517426 | UV clarifier, 36 Watt | 1 |
| PE-1H-PW | 566604 | Direct drive pump - 170 gph, 36 Watts, 6' cord | 24 | UVC36RB | 517429 | UV clarifier, 36 Watt replacement lamp | 46 |
| PE-2.5F-PW | 566612 | Direct drive pump - 475 gph, 80 Watts, 15' cord | 24 | UVC9 | 517424 | UV clarifier, 9 Watt | 19 |
| PE-2F-PW | 566611 | Direct drive pump - 300 gph, 47 Watts, 15' cord | 24 | UVC9RB | 517427 | UV clarifier, 9 Watt replacement lamp | 46 |
| PE-2H-PW | 566609 | Direct drive pump - 300 gph, 47 Watts, 6' cord | 24 | WF10 | 571011 | Waterfall filter for ponds up to 10,000 gallons (F5000) | 17 |
| PES-1000-PW | 566722 | Magnetic drive pump - 1150 gph, 160 Watts, 15' cord | 23 | WF5 | 571010 | Waterfall filter for ponds up to 5,000 gallons (F1000) | 17 & 37 |
| PES-130-PW | 566716 | Magnetic drive pump - 130 gph, 11 Watts, 6' cord | 23 | WFF-20 | 599057 | Black waterfall foam, 20 oz - case qty only | 17 & 37 |
| PES-290-PW | 566717 | Magnetic drive pump - 300 gph, 23 Watts, 6' cord | 23 | WFW | 566239 | Waterfall weir, 6000 gph | 10 & 37 |
| PES-380-PW | 566718 | Magnetic drive pump - 380 gph, 36 Watts, 15' cord | 23 | WGFP-100 | 566070 | Pump - 6400 gph @ 5', 1210 Watts, 15' cord, 1-3/8" solids | 27 |
| PES-40-PW | 566713 | Magnetic drive pump - 47 gph, 5 Watts, 6' cord | 23 | WGFP-150 | 566071 | Pump - 9750 gph @ 5', 1210 Watts, 19' cord, 3/4" solids | 27 |
| PES-700-PW | 566720 | Magnetic drive pump - 725 gph, 46 Watts, 15' cord | 23 | WGFP-200 | 566072 | Pump - 16000 gph @ 5', 2085 Watts, 19' cord, 3/4" solids | 27 |
| PES-80-PW | 566714 | Magnetic drive pump - 77 gph, 8 Watts, 6' cord | 23 | WGFP-33 | 566067 | Pump - 2500 gph @ 5', 455 Watts, 15' cord, 1" solids | 27 |
| PES-800-PW | 566721 | Magnetic drive pump - 875 gph, 100 Watts, 15' cord | 23 | WGFP-50 | 566068 | Pump - 4280 gph @ 5', 590 Watts, 15' cord, 1-3/16" solids | 27 |
| PF30 | 566590 | Papyrus fountain, caviar black | 8 | WGFP-75 | 566069 | Pump - 4900 gph @ 5', 847 Watts, 15' cord, 1-3/8" solids | 27 |
| PF31 | 566591 | Papyrus fountain, antique rust | 8 | WGP-65-PW | 566409 | Premium direct drive pump - 1900 gph, 230 Watts, 16' cord | 26 |
| PF32 | 566592 | Papyrus fountain, weathered grayston | 8 | WGP-95-PW | 566407 | Premium direct drive pump - 4280 gph, 700 Watts, 16' cord | 26 |
| PFK | 566597 | Papyrus fountain kit | 7 | WGP-80-PW | 566417 | Premium direct drive pump - 3500 gph, 640 Watts, 16' cord | 26 |
| PF-1200 | 566120 | Pressurized filter with backwash, 1200 gallons | 18 | WT-AR-P | 566028 | Ammonia remover, pint | 44 |
| PF-2400 | 566126 | Pressurized filter with backwash, 2400 gallons | 18 | WT-AWP-Q | 566039 | Autumn/winter prep, 32 oz and (2) 2 oz packets | 44 |
| PF-800 | 566119 | Pressurized filter with backwash, 800 gallons | 18 | WT-BMC-2 | 566037 | Biological mosquito control, 2 oz | 44 |
| PF-AD-PW | 566107 | Dual filter kit | 15 | WT-BS-P | 566026 | 7.5 pH buffer/stabilizer, pint | 44 |
| PF-RP-PW | 566109 | PF-AD replacement filter pad | 15 & 46 | WT-BSP | 566030 | Barley straw pellets, 2.2 lbs | 44 |
| PRS-BDK-2 | 566181 | Bottom drain kit for pond skimmers | 16 | WT-DL-P | 566027 | Dechlorinator Plus, pint | 44 |
| RFSN-16 | 599211 | Low water pump shut-off, 115/230 V, 15 amps | 43 | WT-FP-P | 566029 | Flocculant Plus water clarifier, pint | 44 |
| RFSN-20 | 599318 | Low water pump shut-off, 230 V, 20 amps | 43 | WT-ML-PL-G | 566012 | Microbe lift/PL liquid water clarifier, 1 gal | 44 |
| RJ21 | 517200 | Spray ring with 21 jets | 11 | WT-ML-PL-P | 566007 | Microbe lift/PL liquid water clarifier, pint | 44 |
| RS-5 | 566009 | Low water pump shut-off, 115 V, 10 amps | 43 | WT-ML-PL-Q | 566006 | Microbe lift/PL liquid water clarifier, quart | 44 |
| S1200T-20 | 517012 | SS & bronze pump - 1200 gph, 115 V with 20' cord | 25 | WT-ML-PR-Q | 566008 | Phosphate remover, quart | 44 |
| S1200T-50 | 517013 | SS & bronze pump - 1200 gph, 115 V with 50' cord | 25 | WT-NO-P | 566036 | NiteOut II nitrification bacteria, pint | 44 |
| S1200T-6 | 517011 | SS & bronze pump - 1200 gph with 6' cord | 25 | WT-SA-Q | 566040 | Sludge away, quart | 44 |
| S225T-20 | 517001 | SS & bronze pump - 225 gph, 115 V with 20' cord | 25 | WT-SSC-1 | 566038 | Spring and summer cleaner enzymes, (8) 2 oz packets | 44 |
| S225T-6 | 517000 | SS & bronze pump - 225 gph with 6' cord | 25 | WT-TTC-4 | 566042 | All-natural fountain cleaner, 4 oz | 11 & 44 |
| S320T-20 | 517003 | SS & bronze pump - 320 gph, 115 V with 20' cord | 25 | WT-ALG-G | 566073 | Microbe-lift Algaway 5.4, gallon | 44 |
| S320T-50 | 517004 | SS & bronze pump - 320 gph, 115 V with 50' cord | 25 | WT-ALG-P | 566075 | Microbe-lift Algaway 5.4, pint | 44 |
| S320T-6 | 517002 | SS & bronze pump - 320 gph, 115 V with 6' cord | 25 | WT-ALG-Q | 566074 | Microbe-lift Algaway 5.4, quart | 44 |
| S580T-20 | 517006 | SS & bronze pump - 580 gph, 115 V with 20' cord | 25 | WT-TS-50 | 566043 | 5-in-1 test strips, 50 count | 44 |
| S580T-50 | 517007 | SS & bronze pump - 580 gph, 115 V with 50' cord | 25 | 10215 | Repair kit A180 - A210 & S225 | 47 | |
| S580T-6 | 517005 | SS & bronze pump - 580 gph, 115 V | 25 | 10216 | Repair kit A180T - A210T & S225T | 47 | |
| S900T-20 | 517009 | SS & bronze pump - 900 gph, 115 V with 20' cord | 25 | 10220 | Repair kit A280 - A430 & S320 | 47 | |
| S900T-50 | 517010 | SS & bronze pump - 900 gph, 115 V with 50' cord | 25 | 10221 | Repair kit A280T - A430T & S320T | 47 | |
| S900T-6 | 517008 | SS & bronze pump - 900 gph, 115 V with 6' cord | 25 | 11200 | Repair kit for S580 | 47 | |
| SBF-1-RP-PW | 566113 | Replacement filter pads | 15 & 46 | 11205 | Repair kit for S900T | 47 | |
| SF | 566410 | Simply falls pump vault | 9 & 37 | 11210 | Repair kit for S1200T | 47 | |
| SF1.0 | 517104 | Swivel fitting, 1" | 47 | 118984 | Kit, repair parts, PE-1F-PW | 47 | |
| SF1.5 | 517504 | Swivel fitting, 1-1/2" | 47 | 118985 | Kit, repair parts, PE-2H-PW | 47 | |
| SK10 | 14940172 | Skimmer for ponds up to 10,000 gallons (S5000) | 16 & 37 | 118986 | Kit, repair parts, PE-2F-PW | 47 | |
| SK2.5 | 566131 | Skimmer for ponds up to 2,500 gallons | 16 & 37 | 118987 | Kit, repair parts, PE-1H-PW | 47 | |
| SK5 | 14940171 | Skimmer for ponds up to 5,000 gallons (S1000) | 16 & 37 | 118988 | Kit, repair parts, PE-2.5F-PW | 47 | |
| SPB1 | 517500 | Positioning bracket for S580, S900, S1200 | 26 & 47 | 166055 | FP1 impeller and rotor assembly | 47 | |
| SPW10 | 517202 | Spillway, 10" | 10 | 166056 | FP2 impeller and rotor assembly | 47 | |
| SPW18 | 517203 | Spillway, 18" | 10 | 166057 | FP3 impeller and rotor assembly | 47 | |
| T-1/2-20-BK | 566288 | Tubing, 1/2" x 20' | 38 | 166058 | FP6 impeller and rotor assembly | 47 | |
| T-11/2-25-BFPVC | 566182 | Black flexible PVC, 1-1/2" | 37 & 38 | 166059 | FP9 impeller and rotor assembly | 47 | |
| T-2-25-BFPVC | 566184 | Black flexible PVC, 2" | 37 & 38 | 166060 | FP pumps O-ring and screws | 47 | |
| T-3-50-BFPVC | 566186 | Black flexible PVC, 3" | 38 | 166360 | Impeller PES700 | 47 | |
| T-3/8-20-BK | 566287 | Tubing, 3/8" x 20' | 38 | 166361 | Impeller PES800 | 47 | |
| TF-PW | 566048 | Floating thermometer | 43 | 166362 | Impeller PES1000 | 47 | |
| TS-1.5 | 517102 | Intake screen for 1.5" MNPT | 15 & 47 | 166468 | 36" DFB column | 46 | |
| TS2.0 | 517103 | Intake screen for 2" MNPT | 15 & 47 | 166469 | 36" DFB wedge | 46 | |
| TS-3.0 | 517503 | Intake screen for 3" MNPT | 15 & 47 | 166471 | 44" DFB support tube | 46 | |
| | | | | 166472 | 44" DFB plate | 46 | |

Index

Index Of Items Alphabetically By Model

| Model | Item | Description | Page | Model | Item | Description | Page |
|-------|--------|--|---------|--------------|----------|---|------|
| | 166772 | Replacement screen kit, F10-F70 | 47 | | 566377 | 5' x 300' 6oz. liner underlayment | 41 |
| | 166773 | Replacement housing, F10-F-20 | 47 | | 566431 | Replacement stake for solar panel LSP | 47 |
| | 166774 | Replacement housing, F30-F70 | 47 | | 566432 | Replacement battery for solar panel LSP | 47 |
| | 166775 | Replacement volute kit, F10 | 47 | | 566533 | Fogger disk replacement kit | 46 |
| | 166776 | Replacement volute kit, F20 | 47 | | 566536 | AP1 air pump repair kit | 47 |
| | 166777 | Replacement volute kit, F30-F50 | 47 | | 566545 | 10' x 15' Liner | 41 |
| | 166780 | Replacement volute kit, F70 | 47 | | 566546 | 15' x 15' Liner | 41 |
| | 166781 | Replacement rotor kit, F10 | 47 | | 566547 | 15' x 20' Liner | 41 |
| | 166782 | Replacement rotor kit, F20 | 47 | | 566548 | 10' x 15' 6oz. liner underlayment | 41 |
| | 166783 | Replacement rotor kit, F30 | 47 | | 566549 | 15' x 15' 6oz. liner underlayment | 41 |
| | 166784 | Replacement rotor kit, F40 | 47 | | 566550 | 15' x 20' 6oz. liner underlayment | 41 |
| | 166785 | Replacement rotor kit, F50 | 47 | | 566812 | PF filter repair kit | 46 |
| | 166786 | Replacement rotor kit, F70 | 47 | | 566814 | LVL no bulb light repair kit | 47 |
| | 166787 | Replacement screen, F10-F70 | 47 | | 566813 | SK2.5 repair kit | 46 |
| | 170170 | WGP 1" elbow | 47 | | 566815 | SK5 repair kit | 46 |
| | 170194 | WGP 1-1/2" elbow | 47 | | 566816 | SK10 repair kit | 46 |
| | 170208 | WGP plate | 47 | | 909038 | Skimmer lid plug | 46 |
| | 170209 | WGP plug | 47 | | 924006 | LED EggLite wire connection O-ring | 47 |
| | 170277 | Mesh bag for biomedica | 46 | | 924135 | Light fixture O-ring for LVL and LED | 47 |
| | 170299 | Skimmer net for SK5 | 46 | | 925023 | 3" Flexible pipe grommet | 40 |
| | 170300 | Skimmer net for SK10 | 46 | | 925031 | 1" Flexible pipe grommet - fountain connector | 40 |
| | 170301 | Matala pad WF5 | 46 | | 925033 | 2" Flexible pipe grommet | 40 |
| | 170302 | Matala pad WF10 | 46 | | 925034 | 4" Flexible pipe grommet | 40 |
| | 170303 | Grate for SK5 | 46 | | 925035 | 3/4" Flexible pipe grommet - fountain connector | 40 |
| | 170304 | Grate for SK10 | 46 | | 925054 | 1/2" Flexible pipe grommet - fountain connector | 40 |
| | 170311 | Lid for SK5 | 46 | DA-60-12WA-1 | 950887 | 60 Watt transformer | 47 |
| | 170312 | Lid for SK10 | 46 | | 990108 | PTFE | 46 |
| | 170313 | Black lid for WF10 | 46 | | 14940208 | RTV silicone sealant | 46 |
| | 170315 | Black lid for WF10 | 46 | | 14940501 | Replacement 9 Watt UV lamp | 46 |
| | 170337 | Matala pad, additional filtration for SK10 | 16 & 46 | | 14940502 | Replacement 18 Watt UV lamp | 46 |
| | 170338 | Matala pad, additional filtration for SK5 | 16 & 46 | | 14940503 | Replacement 36 Watt UV lamp | 46 |
| | 170461 | Lid for SK2.5 | 46 | | 14940581 | Skimmer lid plug | 46 |
| | 170463 | Grate for SK2.5 | 46 | | 860-10 | Filter pad for spillway, 10" | 46 |
| | 170465 | Skimmer net for SK2.5 | 46 | | 860-18 | Filter pad for spillway, 18" | 46 |
| | 170473 | Matala pad, additional filtration for SK2.5 | 16 & 46 | | 92311-18 | Quartz sleeve with 2 O-rings, UVC18 | 46 |
| | 170755 | Colored lens set for fixture for LVL | 47 | | 92311-36 | Quartz sleeve with 2 O-rings, UVC36 | 46 |
| | 170756 | Light fixture glass lens for LVL and LED | 47 | | 92311-9 | Quartz sleeve with 2 O-rings, UVC9 | 46 |
| | 517326 | Replacement fountain/aerator Harmony nozzle assembly | 46 | | 566376 | Pipe boot | 41 |
| | 517327 | Replacement centrifugal pump nozzle adaptor assembly | 46 | | | | |
| | 517328 | Replacement motor mount assembly | 46 | | | | |
| | 517329 | Replacement 100' cord set w/ motor lead and support tube | 46 | | | | |
| | 517330 | Replacement power drive assembly 1/2 hp, 115 V, 2 wire with 100' cord set | 46 | | | | |
| | 517331 | Replacement float 36" | 46 | | | | |
| | 566357 | Liner, 5' x 100' EPDM roll | 41 | | | | |
| | 566358 | Liner, 10' x 100' EPDM roll | 41 | | | | |
| | 566359 | Liner, 15' x 100' EPDM roll | 41 | | | | |
| | 566360 | Liner, 20' x 100' EPDM roll | 41 | | | | |
| | 566361 | Liner, 25' x 100' EPDM roll | 41 | | | | |
| | 566362 | Liner, 30' x 100' EPDM roll | 41 | | | | |
| | 566363 | Liner, 35' x 100' EPDM roll | 41 | | | | |
| | 566364 | Liner, 40' x 100' EPDM roll | 41 | | | | |
| | 566365 | Liner, 50' x 100' EPDM roll | 41 | | | | |
| | 566366 | Liner, 20' x 50' EPDM mini roll | 41 | | | | |
| | 566367 | Liner, 25' x 50' EPDM mini roll | 41 | | | | |
| | 566368 | Liner, 30' x 50' EPDM mini roll | 41 | | | | |
| | 566369 | 6" x 25' cover seam tape | 41 | | | | |
| | 566370 | 6" x 100' cover seam tape | 41 | | | | |
| | 566371 | LVOC QuickPrime Plus, quart | 41 | | | | |
| | 566372 | LVOC QuickPrime Plus, gallon | 41 | | | | |
| | 566373 | Quickseam scrubber kit | 41 | | | | |
| | 566374 | EPDM repair kit | 41 | | | | |
| | 566375 | Silicone roller | 41 | | | | |

Index

Index Of Items Numerically By Item Number

| Item | Model | Description | Page | Item | Model | Description | Page |
|--------|-----------|--|---------|--------|------------|--|---------|
| 10215 | | Repair kit A180 - A210 & A225 | 47 | 517000 | S225T-6 | SS & bronze pump - 225 gph with 6' cord | 25 |
| 10216 | | Repair kit A180T - A210T & A225T | 47 | 517001 | S225T-20 | SS & bronze pump - 320 gph, 115 V with 20' cord | 25 |
| 10220 | | Repair kit A280 - A430 & A320 | 47 | 517002 | S320T-6 | SS & bronze pump - 320 gph, 115 V with 6' cord | 25 |
| 10221 | | Repair kit A280T - A430T & A320A | 47 | 517003 | S320T-20 | SS & bronze pump - 320 gph, 115 V with 20' cord | 25 |
| 11200 | | Repair kit for S580 | 47 | 517004 | S320T-50 | SS & bronze pump - 320 gph, 115 V with 50' cord | 25 |
| 11205 | | Repair kit for S900T | 47 | 517005 | S580T-6 | SS & bronze pump - 580 gph, 115 V | 25 |
| 11210 | | Repair kit for S1200T | 47 | 517006 | S580T-20 | SS & bronze pump - 580 gph, 115 V with 20' cord | 25 |
| 118984 | | Kit, repair parts, PE-1F-PW | 47 | 517007 | S580T-50 | SSS & bronze pump - 580 gph, 115 V with 50' cord | 25 |
| 118985 | | Kit, repair parts, PE-2H-PW | 47 | 517008 | S900T-6 | SS & bronze pump - 900 gph, 115 V with 6' cord | 25 |
| 118986 | | Kit, repair parts, PE-2F-PW | 47 | 517009 | S900T-20 | SS & bronze pump - 900 gph, 115 V with 20' cord | 25 |
| 118987 | | Kit, repair parts, PE-1Hh-PW | 47 | 517010 | S900T-50 | SS & bronze pump - 900 gph, 115 V with 50' cord | 25 |
| 118988 | | Kit, repair parts, PE-2.5F-PW | 47 | 517011 | S1200T-6 | SS & bronze pump - 1200 gph with 6' cord | 25 |
| 166055 | | FP1 impeller and rotor assembly | 47 | 517012 | S1200T-20 | SS & bronze pump - 1200 gph, 115 V with 20' cord | 25 |
| 166056 | | FP2 impeller and rotor assembly | 47 | 517013 | S1200T-50 | SS & bronze pump - 1200 gph, 115 V with 50' cord | 25 |
| 166057 | | FP3 impeller and rotor assembly | 47 | 517100 | CFS-170T | Barrel filter, 1" FNPT | 15 & 46 |
| 166058 | | FP6 impeller and rotor assembly | 47 | 517101 | CFS-955 | Foam filter for CFS155T & CFS170T | 15 & 46 |
| 166059 | | FP9 impeller and rotor assembly | 47 | 517102 | TS-1.5 | Intake screen for 1.5" MNPT | 15 & 47 |
| 166060 | | FP pumps O-ring and screws | 47 | 517103 | TS-2.0 | Intake screen for 2" MNPT | 15 & 47 |
| 166360 | | Impeller PES700 | 43 | 517104 | SF1.0 | Swivel fitting, 1" | 47 |
| 166361 | | Impeller PES800 | 47 | 517200 | RJ21 | Spray ring with 21 jets | 11 |
| 166362 | | Impeller PES1000 | 47 | 517202 | SPW10 | Spillway, 10" | 10 |
| 166468 | | 36" DFB column | 46 | 517203 | SPW18 | Spillway, 18" | 10 |
| 166469 | | 36" DFB wedge | 46 | 517300 | APA-05-HAR | Aeration unit, 1/2 hp | 13 |
| 166471 | | 44" DFB support tube | 46 | 517301 | APA-10-HAR | Aeration unit, 1 hp | 13 |
| 166472 | | 44" DFB plate | 46 | 517310 | FPA-05-K01 | Fountain conversion kit for aeration unit APA-05-HAR | 13 |
| 166772 | | Replacement screen kit, F10-F70 | 47 | 517311 | FPA-10-K01 | Fountain conversion kit for aeration unit APA-10-HAR | 13 |
| 166773 | | Replacement housing, F10-F20 | 47 | 517319 | FNA01 | Sonata fountain nozzle | 13 |
| 166774 | | Replacement housing, F30-F70 | 47 | 517320 | FNA02 | Cantata fountain nozzle | 13 |
| 166775 | | Replacement volute kit, F10 | 47 | 517321 | FNA03 | Concerto fountain nozzle | 13 |
| 166776 | | Replacement volute kit, F20 | 47 | 517322 | FNA04 | Staccato fountain nozzle | 13 |
| 166777 | | Replacement volute kit, F30-F50 | 47 | 517323 | FNA05 | Crescendo fountain nozzle | 13 |
| 166780 | | Replacement volute kit, F70 | 47 | 517326 | | Replacement fountain/aerator Harmony nozzle assembly | 46 |
| 166781 | | Replacement rotor kit, F10 | 47 | 517327 | | Replacement centrifugal pump nozzle adaptor assembly | 46 |
| 166782 | | Replacement rotor kit, F20 | 47 | 517328 | | Replacement motor mount assembly | 46 |
| 166783 | | Replacement rotor kit, F30 | 47 | 517329 | | Replacement 100' cord set w/ motor lead and support tube | 46 |
| 166784 | | Replacement rotor kit, F40 | 47 | 517330 | | Replacement power drive assembly 1/2 hp, 115 V, 2 wire with 100' cord set | 46 |
| 166785 | | Replacement rotor kit, F50 | 47 | 517331 | | Replacement float 36" | 46 |
| 166786 | | Replacement rotor kit, F70 | 47 | 517400 | LCE-10W | Complete EggLite kit, 10 Watt w/transformer, 10' cord | 34 |
| 166787 | | Replacement screen, F10-F70 | 47 | 517401 | LDLS-4 | Lens set, dichroic glass, 4 colors | 47 |
| 170170 | | WGP 1" elbow | 47 | 517402 | LXE-10W | Extra EggLites, 10 Watts, 10' cord, without transformer | 34 |
| 170194 | | WGP 1-1/2" elbow | 47 | 517403 | LEC-5M | EggLite extension cord, 16' | 47 |
| 170208 | | WGP plate | 47 | 517404 | LCE-20W | Complete EggLite kit, 20 Watt w/transformer, 10' cord | 34 |
| 170209 | | WGP plug | 47 | 517405 | LFL-CLR | Front lens, EggLite | 47 |
| 170277 | | Mesh bag for biomedica | 46 | 517406 | LXE-20W | Extra EggLites, 20 Watts, 10' cord, with transformer | 34 |
| 170299 | | Skimmer net for SK5 | 46 | 517407 | LMB-SS | Magnetic base with hardware, EggLite | 47 |
| 170300 | | Skimmer net for SK10 | 46 | 517408 | PC50-15 | Power control center, 15' cord | 35 |
| 170301 | | Matala pad WF5 | 46 | 517409 | LMS-2PC | EggLite mounting stand | 47 |
| 170302 | | Matala pad WF10 | 46 | 517410 | LRB-10W-30 | Replacement bulb, 12 V, 10 Watt, 30 degrees | 47 |
| 170303 | | Grate for SK5 | 46 | 517411 | LRB-20W-30 | Replacement bulb, 12 V, 20 Watt, 30 degrees | 47 |
| 170304 | | Grate for SK10 | 46 | 517412 | LTR-60W | Transformer, 60 Watt EggLite | 47 |
| 170311 | | Lid for SK5 | 46 | 517413 | L1C-20 | Light bronze & SS lighting, 115 V with 20' cord | 34 |
| 170312 | | Lid for SK10 | 46 | 517414 | L1C-50 | Light bronze & SS lighting, 115 V with 50' cord | 34 |
| 170313 | | Black lid for WF10 | 46 | 517415 | L1C-100 | Light bronze & SS lighting, 115 V with 100' cord | 34 |
| 170315 | | Black lid for WF10 | 46 | 517416 | PC50 | Power control center, new box | 35 |
| 170337 | | Matala pad, additional filtration for SK10 | 16 & 46 | 517417 | L-1001 | Tungsten halogen 250 Watt bulb, 115 V | 47 |
| 170338 | | Matala pad, additional filtration for SK5 | 16 & 46 | 517419 | L-1002A | L-1 lens, amber | 47 |
| 170461 | | Lid for SK2.5 | 46 | 517421 | L-1002B | L-1 lens, blue | 47 |
| 170463 | | Grate for SK2.5 | 46 | 517422 | L-1002C | L-1 lens, clear | 47 |
| 170465 | | Skimmer net for SK2.5 | 46 | 517423 | L-1002G | L-1 lens, green | 47 |
| 170473 | | Matala pad, additional filtration for SK2.5 | 16 & 46 | 517424 | UVC9 | UV clarifier, 9 Watt | 19 |
| 170755 | | Colored lens set for fixture for LVL | 47 | 517425 | UVC18 | UV clarifier, 18 Watt | 19 |
| 170756 | | Light fixture glass lens for LVL and LED | 47 | 517426 | UVC36 | UV clarifier, 36 Watt | 19 |
| 501004 | #1 | Direct drive oil-filled pump - 115 V, 60 Hz, 6', 205 gph | 28 | | | | |
| 502375 | 2E-38N-WG | Direct drive oil-filled pump - 115 V, 60 Hz, 15' UL/CSA, 300 gph | 28 | | | | |
| 503375 | 3E-12N | Direct drive oil-filled pump - 115 V, 60 Hz, 6' black, 500 gph | 28 | | | | |

Index

Index Of Items Numerically By Item Number

| Item | Model | Description | Page | Item | Model | Description | Page |
|--------|--------------|---|---------|--------|-----------------|---|---------|
| 517427 | UVC9RB | UV clarifier, 9 Watt replacement lamp | 15 & 46 | 566132 | FP1 | Flex pump - 1000 gph | 22 |
| 517428 | UVC18RB | UV clarifier, 18 Watt replacement lamp | 15 & 46 | 566133 | FP2 | Flex pump - 2000 gph | 22 |
| 517429 | UVC36RB | UV clarifier, 36 Watt replacement lamp | 15 & 46 | 566134 | FP3 | Flex pump - 3000 gph | 22 |
| 517430 | PC-F | PC50 replacement fuse, T15A, 250 V, 20 m | 47 | 566135 | FP6 | Flex pump - 6000 gph | 22 |
| 517431 | PC-FC | PC50 replacement fuse cap with socket | 47 | 566137 | FP9 | Flex pump - 9000 gph | 22 |
| 517432 | L-1003 | L-1 rock guard, bronze | 47 | 566181 | PRS-BDK-2 | Bottom drain kit for pond skimmers | 16 |
| 517500 | SPB1 | Positioning bracket for S580, S900, S1200 | 26 & 47 | 566182 | T-11/2-25-BFPVC | Black flexible PVC, 1-1/2" | 37 & 38 |
| 517501 | L-1002R | L-1 lens, red | 47 | 566184 | T-2-25-BFPVC | Black flexible PVC, 2" | 37 & 38 |
| 517502 | LEK3-10W | EggLite kit, 3-pack, 10' extension cord | 34 | 566186 | T-3-50-BFPVC | Black flexible PVC, 3" | 38 |
| 517503 | TS-3.0 | Intake screen for 3" MNPT | 15 & 47 | 566224 | LED-B | 11-way multi-colored LED MR-16 bulb | 33 |
| 517504 | SF1.5 | Swivel fitting, 1-1/2" | 47 | 566225 | LED-L | LED with fixture | 33 |
| 517505 | CFS-100 | Filter screen, small plastic | 15 & 46 | 566227 | C-1 | Tubing clamp - case qty only | 35 |
| 517506 | CFS-155T | Filter screen, plastic, for large SST, CFS955 | 15 & 46 | 566228 | FC-1/4 | Flow control assembly, FNPT x barb - case qty only | 39 |
| 521204 | 1-MA | Direct drive oil-filled pump - 115 V, 60 Hz, 6', 170 gph | 28 | 566229 | NKT34 | Non-kink 3/4" tubing, 25' | 38 |
| 523375 | P-AA | Magnetic drive pump - 115 V, 60 Hz, 6', 120 gph | 28 | 566231 | NKT100 | Non-kink 1" tubing, 25' | 38 |
| 566006 | WT-ML-PL-Q | Microbe lift/PL liquid water clarifier, quart | 44 | 566232 | NKT110 | Non-kink 1-1/4" tubing, 25' | 38 |
| 566007 | WT-ML-PL-P | Microbe lift/PL liquid water clarifier, pint | 44 | 566233 | NKT112 | Non-kink 1-1/2" tubing, 25' | 38 |
| 566008 | WT-ML-PR-Q | Phosphate remover, quart | 44 | 566236 | LVLK-LED | Multi-color LED kit | 33 |
| 566009 | RS-5 | Low water pump shut-off, 115 V, 10 amps | 43 | 566239 | WFW | Waterfall weir, 6000 gph | 10 & 37 |
| 566012 | WT-ML-PL-G | Microbe lift/PL liquid water clarifier, 1 gal | 44 | 566240 | FHT-1280-PW | Waterbell fountain nozzle | 11 |
| 566014 | FF-SS | Fish food, summer | 45 | 566244 | AD-3M-3S | 3" male adapter MNPT x slip | 39 |
| 566016 | FF-GE | Fish food, growth and energy | 45 | 566249 | AD-BH-3 | 3" bulkhead fitting | 39 |
| 566020 | OPWG-29 | External use pump - 1740 gph @ 5', 92 Watts, 8' cord | 29 | 566250 | BV-112S | Ball valve 1-1/2" slip, PVC | 39 |
| 566021 | OPWG-46 | External use pump - 2700 gph @ 5', 132 Watts, 8' cord | 29 | 566251 | BV-2S | Ball valve 2" slip, PVC | 39 |
| 566023 | OPWG-71 | External use pump - 4260 gph @ 5', 257 Watts, no cord | 29 | 566252 | BV-112SU | Union ball valve, 1-1/2" ips, PVC | 39 |
| 566024 | OPWG-97 | External use pump - 5820 gph @ 5', 335 Watts, no cord | 29 | 566254 | AD-112US | Union 1-1/2" slip, PVC | 39 |
| 566026 | WT-BS-P | 7.5 pH buffer/stabilizer, pint | 44 | 566255 | AD-2US | Union 2" slip, PVC | 39 |
| 566027 | WT-DL-P | Dechlorinator Plus, pint | 44 | 566257 | AD-BH-2 | 2" Bulkhead fitting | 39 |
| 566028 | WT-AR-P | Ammonia remover, pint | 44 | 566258 | AD-2M-2S | 2" Male adapter MNPT x slip | 39 |
| 566029 | WT-FP-P | Flocculant Plus water clarifier, pint | 44 | 566266 | FHK1PW | Fountain kit | 11 |
| 566030 | WT-BSP | Barley straw pellets, 2.2 lbs | 44 | 566267 | FHT-1090-PW | Fountain nozzle kit, 3-tier with telescope | 11 |
| 566036 | WT-NO-P | NiteOut II nitrification bacteria, pint | 44 | 566268 | FC-RE | Element - case qty only | 46 |
| 566037 | WT-BMC-2 | Biological mosquito control, 2 oz | 44 | 566286 | AFV-GH | Auto fill valve kit, 1/2" MNPT | 16 & 37 |
| 566038 | WT-SSC-1 | Spring and summer cleaner enzymes, (8) 2 oz packets | 44 | 566287 | T-3/8-20-BK | Tubing, 3/8" x 20' | 38 |
| 566039 | WT-AWP-Q | Autumn/winter prep, 32 oz and (2) 2 oz packets | 44 | 566288 | T-1/2-20-BK | Tubing, 1/2" x 20' | 38 |
| 566040 | WT-SA-Q | Sludge away, quart | 44 | 566289 | C-2-PW | Restrictor clamp - case qty only | 39 |
| 566042 | WT-TTC-4 | All-natural fountain cleaner, 4 oz | 11 & 44 | 566349 | UP-BM-10 | Aquatic planting media, 10 lbs | 45 |
| 566043 | WT-TS-50 | 5-in-1 test strips, 50 count | 44 | 566357 | | Liner, 5' x 100' EPDM roll | 41 |
| 566045 | N-710-PW | Netting, 7' x 10' | 43 | 566358 | | Liner, 10' x 100' EPDM roll | 41 |
| 566046 | N-1414-PW | Netting, 14' x 14' | 43 | 566359 | | Liner, 15' x 100' EPDM roll | 41 |
| 566047 | N-2828-PW | Netting, 28' x 28' | 43 | 566360 | | Liner, 20' x 100' EPDM roll | 41 |
| 566048 | TF-PW | Floating thermometer | 43 | 566361 | | Liner, 25' x 100' EPDM roll | 41 |
| 566049 | P-418-PW | Pond de-icer, 1200 Watts | 43 | 566362 | | Liner, 30' x 100' EPDM roll | 41 |
| 566050 | NS | Skimmer net | 45 | 566363 | | Liner, 35' x 100' EPDM roll | 41 |
| 566067 | WGFP-33 | Pump - 2500 gph @ 5', 455 Watts, 15' cord, 1" solids | 27 | 566364 | | Liner, 40' x 100' EPDM roll | 41 |
| 566068 | WGFP-50 | Pump - 4280 gph @ 5', 590 Watts, 15' cord, 1-3/16" solids | 27 | 566365 | | Liner, 50' x 100' EPDM roll | 41 |
| 566069 | WGFP-75 | Pump - 4900 gph @ 5', 847 Watts, 15' cord, 1-3/8" solids | 27 | 566366 | | Liner, 20' x 50' EPDM mini roll | 41 |
| 566070 | WGFP-100 | Pump - 6400 gph @ 5', 1210 Watts, 15' cord, 1-3/8" solids | 27 | 566367 | | Liner, 25' x 50' EPDM mini roll | 41 |
| 566071 | WGFP-150 | Pump - 9750 gph @ 5', 1210 Watts, 19' cord, 3/4" solids | 27 | 566368 | | Liner, 30' x 50' EPDM mini roll | 41 |
| 566072 | WGFP-200 | Pump - 16000 gph @ 5', 2085 Watts, 19' cord, 3/4" solids | 27 | 566369 | | 6" x 25" cover seam tape | 41 |
| 566073 | WT-ALG-G | Microbe-lift Algaway 5.4, gallon | 44 | 566370 | | 6" x 100" cover seam tape | 41 |
| 566074 | WT-ALG-Q | Microbe-lift Algaway 5.4, quart | 44 | 566371 | | LVOC QuickPrime Plus, quart | 41 |
| 566075 | WT-ALG-P | Microbe-lift Algaway 5.4, pint | 44 | 566372 | | LVOC QuickPrime Plus, gallon | 41 |
| 566106 | LB-OPWG | Leaf trap for external pumps | 29 | 566373 | | Quickseam scrubber kit | 41 |
| 566107 | PF-AD-PW | Dual filter kit | 15 | 566374 | | EPDM repair kit | 41 |
| 566108 | FB-PW | Pump filter box | 15 | 566375 | | Silicone roller | 41 |
| 566109 | PF-RP-PW | PF-AD replacement filter pad | 15 & 46 | 566376 | | Pipe boot | 41 |
| 566111 | FK-SBF-RP-PW | FB replacement filter pad | 15 & 46 | 566377 | | 5' x 300' 6oz. liner underlayment | 41 |
| 566112 | BM-30-PW | Biomedica, 30 ct | 18 & 46 | 566407 | WGP-95-PW | Premium direct drive pump - 4280 gph, 700 Watts, 16' cord | 26 |
| 566113 | SBF-1-RP-PW | Replacement filter pads | 15 & 46 | 566409 | WGP-65-PW | Premium direct drive pump - 1900 gph, 230 Watts, 16' cord | 26 |
| 566115 | FC-RP | Filter pads | 46 | 566410 | SF | Simply falls pump vault | 9 & 37 |
| 566119 | PF-800 | Pressurized filter with backwash, 800 gallons | 18 | 566417 | WGP-80-PW | Premium direct drive pump - 3500 gph, 640 Watts, 16' cord | 26 |
| 566120 | PF-1200 | Pressurized filter with backwash, 1200 gallons | 18 | | | | |
| 566126 | PF-2400 | Pressurized filter with backwash, 2400 gallons | 18 | | | | |

Index

Index Of Items Numerically By Item Number

| Item | Model | Description | Page | Item | Model | Description | Page |
|--------|-------------|---|---------|----------|--------------|---|---------|
| 566420 | LSE2-W | Solar LED EggLite with white LED, 2-pack | 33 | 566881 | PBF-2000 | Pressurized biological filter with bacteria | 18 |
| 566430 | LSPR | LED EggLite solar panel | 33 | 566882 | PBF-4000 | Pressurized biological filter with bacteria | 18 |
| 566431 | | Replacement stake for solar panel LSP | 47 | 566883 | PBF-6000 | Pressurized biological filter with bacteria | 18 |
| 566435 | LVT-08 | LED EggLite plug-in transformer | 33 | 567574 | AFN | Fish net | 45 |
| 566432 | | Replacement battery for solar panel LSP | 47 | 571010 | WF5 | Waterfall filter for ponds up to 5,000 gallons (F1000) | 17 & 37 |
| 566439 | LXE2-R | Extra LED EggLite with red LED, 2-pack | 33 | 571011 | WF10 | Waterfall filter for ponds up to 10,000 gallons (F5000) | 17 |
| 566440 | LXE2-W | Extra LED EggLite with white LED, 2-pack | 33 | 599057 | WFF-20 | Black waterfall foam, 20 oz - case qty only | 17 & 37 |
| 566441 | LXE2-G | Extra LED EggLite with green LED, 2-pack | 33 | 599211 | RFSN-16 | Low water pump shut-off, 115/230 V, 15 amps | 43 |
| 566442 | LXE2-B | Extra LED EggLite with blue LED, 2-pack | 33 | 599318 | RFSN-20 | Low water pump shut-off, 230 V, 20 amps | 43 |
| 566443 | LCE2-W | Plug-in LED EggLite with white LED, 2-pack | 33 | 909038 | | Skimmer lid plug | 46 |
| 566449 | LC-10E | Extension cord, 10' male to female LED EggLite | 33 | 924006 | | LED EggLite wire connection O-ring | 47 |
| 566516 | FF4 | Fountain support feet, 4-pack | 9 | 924135 | | Light fixture O-ring for LVL and LED | 47 |
| 566517 | DFB36 | Disappearing fountain basin, 36" diameter | 6 | 925023 | | 3" Flexible pipe grommet | 40 |
| 566518 | FHT-1170-PW | Bubbler fountain nozzle | 11 | 925031 | | 1" Flexible pipe grommet - fountain connector | 40 |
| 566523 | FHV-2549-PW | 1/2" diverter valve | 11 | 925033 | | 2" Flexible pipe grommet | 40 |
| 566527 | LVL-PW | Low voltage light kit | 34 | 925034 | | 4" Flexible pipe grommet | 40 |
| 566528 | LVL-HB-PW | Replacement halogen lamp | 34 | 925035 | | 3/4" Flexible pipe grommet - fountain connector | 40 |
| 566529 | FG-1-PW | Fogger with transformer | 11 | 925054 | | 1/2" Flexible pipe grommet - fountain connector | 40 |
| 566533 | | Fogger disk replacement kit | 46 | 940019 | CV-SE1 | Check valve, 1-1/2" ips (1-1/2" solids) | 40 |
| 566535 | AP1 | Air pump | 43 | 940022 | CV-SE2 | Check valve, 2" ips (2" solids) | 40 |
| 566536 | | AP1 air pump repair kit | 47 | 940023 | CV-SE3 | Check valve, 3" ips (3" solids) | 40 |
| 566545 | | 10' x 15' Liner | 41 | 950887 | DA-60-12WA-1 | 60 Watt transformer | 47 |
| 566546 | | 15' x 15' Liner | 41 | 990108 | | PTFE | 46 |
| 566547 | | 15' x 20' Liner | 41 | 14940171 | SK5 | Skimmer for ponds up to 5,000 gallons (S1000) | 16 & 37 |
| 566548 | | 10' x 15' 6oz. liner underlayment | 41 | 14940172 | SK10 | Skimmer for ponds up to 10,000 gallons (S5000) | 16 & 37 |
| 566549 | | 15' x 15' 6oz. liner underlayment | 41 | 14940208 | | RTV silicone sealant | 46 |
| 566550 | | 15' x 20' 6oz. underlayment | 41 | 14940321 | BFM | Manual backflush kit | 17 & 37 |
| 566553 | UPB-R9-PW | Round 9" basket - case qty only | 45 | 14940343 | F-SBRK | Skimmer brush kit | 46 |
| 566556 | UPB-1212-PW | Square 12" basket - case qty only | 45 | 14940501 | | Replacement 9 Watt UV lamp | 46 |
| 566558 | DFB44 | Disappearing basin, 44" square | 9 | 14940502 | | Replacement 18 Watt UV lamp | 46 |
| 566559 | DFB36PP | Pallet program 36" disappearing basin - case qty only | 9 | 14940503 | | Replacement 36 Watt UV lamp | 46 |
| 566560 | DFB44PP | Pallet program 44" disappearing basin - case qty only | 9 | 14940581 | | Skimmer lid plug | 46 |
| 566590 | PF30 | Papyrus fountain, caviar black | 8 | 14942702 | | Automatic pool cover pump | 50 |
| 566591 | PF31 | Papyrus fountain, antique rust papyrus | 8 | 860-10 | | Filter pad for spillway, 10" | 46 |
| 566592 | PF32 | Papyrus fountain, weathered graystone | 8 | 860-18 | | Filter pad for spillway, 18" | 46 |
| 566593 | LBF30 | Lotus bowl fountain, old bronze | 8 | 92311-18 | | Quartz sleeve with 2 O-rings, UVC18 | 46 |
| 566594 | LBF31 | Lotus bowl fountain, weathered graystone | 8 | 92311-36 | | Quartz sleeve with 2 O-rings, UVC36 | 46 |
| 566595 | LBF32 | Lotus bowl fountain, antique rust | 8 | 92311-9 | | Quartz sleeve with 2 O-rings, UVC9 | 46 |
| 566596 | FPB | Fittings, pipe, shims, grommet | 7 | | | | |
| 566597 | PFK | Papyrus fountain kit | 7 | | | | |
| 566598 | LBFK | Lotus bowl fountain kit | 7 | | | | |
| 566599 | DFB30 | Disappearing fountain basin, 30" diameter | 9 | | | | |
| 566604 | PE-1H-PW | Direct drive pump - 170 gph, 36 Watts, 6' cord | 24 | | | | |
| 566608 | PE-1F-PW | Direct drive pump - 170 gph, 36 Watts, 15' cord | 24 | | | | |
| 566609 | PE-2H-PW | Direct drive pump - 300 gph, 47 Watts, 6' cord | 24 | | | | |
| 566611 | PE-2F-PW | Direct drive pump - 300 gph, 47 Watts, 15' cord | 24 | | | | |
| 566612 | PE-2.5F-PW | Direct drive pump - 475 gph, 80 Watts, 15' cord | 24 | | | | |
| 566713 | PES-40-PW | Magnetic drive pump - 47 gph, 5 Watts, 6' cord | 23 | | | | |
| 566714 | PES-80-PW | Magnetic drive pump - 77 gph, 8 Watts, 6' cord | 23 | | | | |
| 566716 | PES-130-PW | Magnetic drive pump - 130 gph, 11 Watts, 6' cord | 23 | | | | |
| 566717 | PES-290-PW | Magnetic drive pump - 300 gph, 23 Watts, 6' cord | 23 | | | | |
| 566718 | PES-380-PW | Magnetic drive pump - 380 gph, 36 Watts, 15' cord | 23 | | | | |
| 566720 | PES-700-PW | Magnetic drive pump - 725 gph, 46 Watts, 15' cord | 23 | | | | |
| 566721 | PES-800-PW | Magnetic drive pump - 875 gph, 100 Watts, 15' cord | 23 | | | | |
| 566722 | PES-1000-PW | Magnetic drive pump - 1150 gph, 160 Watts, 15' cord | 23 | | | | |
| 566724 | F10-1200 | F-series wet rotor pump - 1200 gph | 21 | | | | |
| 566725 | F20-2700 | F-series wet rotor pump - 2700 gph | 21 & 37 | | | | |
| 566726 | F30-4000 | F-series wet rotor pump - 4000 gph | 21 & 37 | | | | |
| 566727 | F40-5500 | F-series wet rotor pump - 5500 gph | 21 | | | | |
| 566728 | F50-5000 | F-series wet rotor pump - 5000 gph | 21 & 37 | | | | |
| 566729 | F70-7300 | F-series wet rotor pump - 7300 gph | 21 | | | | |
| 566812 | | PF filter repair kit | 46 | | | | |
| 566813 | | SK2.5 repair kit | 46 | | | | |
| 566814 | | LVL no bulb light repair kit | 47 | | | | |
| 566815 | | SK5 repair kit | 46 | | | | |
| 566816 | | SK10 repair kit | 46 | | | | |



LittleGIANT[®]
Decorative Water

LittleGIANT®

HOTLINE 888.956.0000 | lg-outdoor.com
PO Box 12010, Oklahoma City, OK 73157-2010

