

BOSHART INDUSTRIES

Telephone: 1-519-595-4444 - Toll Free: 1-800-561-3164

Fax: 1-519-595-4380 - www.boshart.com

SECTION 6 GAUGES/SWITCHES, PUMP & MOTOR CONTROLS

PRODUCT LINE	PAGE
Pressure Gauges	1
Stainless Steel Pressure Gauges	2
Low Pressure Gauges	5
Contractor Pressure Gauges	5
Panel Mount Flanges	6
Restrictor Screw	6
Refill Glycerine	6
Pig Tail Syphons	6
Water & Gas Test Gauges	7
Water Level Gauge	8
Thermometers	8
Thermowells	8
Tridicators	8
Floatless Liquid Level Control Systems	9
Electrodes	9
Square D Products	
Square D Pressure Switches	10
Square D Float Switches	12
Alternators	14
Pressure Switch Indicator Light	14
BII Pressure Switches	15
Pressure Sensors	15
Hubbell Pressure Switches	16

BOSHART INDUSTRIES

Telephone: 1-519-595-4444 - Toll Free: 1-800-561-3164

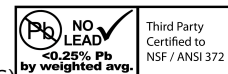
Fax: 1-519-595-4380 - www.boshart.com

6-1

June 24/19

1-1/2" & 2" DIAL PRESSURE GAUGES - CENTER BACK MOUNT

- General Purpose - not for use with oxygen
- Brass or Lead Free Brass Male NPT Connection
- Steel or ABS Case
- Ambient Operating Temperature: -40 to 140°F (-40 to 60°C)
- Accuracy: 3% - 2% - 3% Grade B
- Bourdon Tube
- Acrylic Window
- Maximum Media Temperature: 140°F (60°C)



NO LEAD PART NO.	LIST PRICE-A	NO LEAD PART NO.	LIST PRICE-A	RANGE PSI	INCREMENTS	CASE QTY
1-1/2" DIAL - 1/8" CBM		2" DIAL - 1/4" CBM (*1/8" CBM)				
PG15CBM-0-30NL	6.41	PGCBM-1-30NL	7.57	0-30	0.5	
PG15CBM-0-60NL	6.52	PGCBM-1-60NL	7.30	0-60	1	
		PGCBM-0-100NL *	6.96	0-100	1	
PG15CBM-0-100NL	6.41	PGCBM-1-100NL	6.96	0-100	1	
PG15CBM-0-160NL	6.52	PGCBM-1-160NL	6.96	0-160	2	
PG15CBM-0-200NL	6.52	PGCBM-1-200NL	7.57	0-200	2	
		2" PLASTIC ABS CASE				
		PGPCBM-1-60NL	6.80	0-60	1	



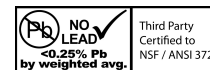
PART NO.	LIST PRICE-A	PART NO.	LIST PRICE-A	RANGE PSI	INCREMENTS	CASE QTY
1-1/2" DIAL - 1/8" CBM		2" DIAL - 1/4" CBM				
		PGCBM-1-60	5.78	0-60	1	
PG15CBM-0-100	5.25	PGCBM-1-100	5.86	0-100	1	
PG15CBM-0-160	5.25	PGCBM-1-160	5.86	0-160	2	
		PGCBM-1-200	5.86	0-200	2	
		2" PLASTIC ABS CASE				
		PGPCBM-1-60	5.66	0-60	1	



Not For Conveying Potable Water

2" DIAL PRESSURE GAUGES - LOWER MOUNT

- General Purpose - not for use with oxygen
- Brass or Lead Free Brass Connection
- Steel or ABS Case
- Ambient Operating Temperature: -40 to 140°F (-40 to 60°C)
- Accuracy: 3% - 2% - 3% Grade B
- Bourdon Tube
- Acrylic Window
- Maximum Media Temperature: 140°F (60°C)



NO LEAD PART NO.	LIST PRICE-A	NO LEAD PART NO.	LIST PRICE-A	RANGE PSI	INCREMENTS	CASE QTY
STEEL CASE - 1/4" LM (* 1/8" LM)		ABS CASE - 1/4" LM				
PG-15NL	6.35			0-15	0.2	100
PG-30NL	6.35	PGP-30NL	6.59	0-30	0.5	
PG-60NL	6.35	PGP-60NL	6.59	0-60	1	
PG-0-100NL *	6.35			0-100	1	100
PG-100NL	6.02	PGP-100NL	6.19	0-100	1	
PG-160NL	6.35			0-160	2	100
PG-200NL	6.02	PGP-200NL	6.52	0-200	2	
PG-300NL	6.35			0-300	5	100



PART NO.	LIST PRICE-A	PART NO.	LIST PRICE-A	RANGE PSI	INCREMENTS	CASE QTY
STEEL CASE - 1/4" LM		ABS CASE - 1/4" LM (*1/8" LM)				
PG-30	5.41	PGP-30	5.22	0-30	0.5	
		PGP-0-60 *	5.22	0-60	1	
PG-60	5.41	PGP-60	5.22	0-60	1	
PG-100	5.41			0-100	1	
PG-160	5.41			0-160	2	
PG-200	5.41			0-200	2	
PG-300	5.41			0-300	5	
VACUUM GAUGE						
PGV-30	5.97			30-0Hg	0.5	
VACUUM / PRESSURE						
PGC-30-30	5.97			30Hg-0-30	0.5	
PGC-30-150	5.97			30Hg-0-150	1	



Not For Conveying Potable Water

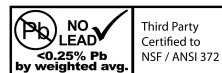
BOSHART INDUSTRIES

6-2
June 24/19

Telephone: 1-519-595-4444 - Toll Free: 1-800-561-3164
Fax: 1-519-595-4380 - www.boshart.com

2" DIAL PRESSURE GAUGES - LIQUID FILLED - LOWER & CENTER BACK MOUNT

- General Purpose - not for use with oxygen
- Accuracy: +/- 1.5% Full Scale Value
- Brass or Lead Free Brass Connection
- Steel Case
- Ambient Operating Temperature: -4 to 140°F (-20 to 60°C)
- Ideal for use where vibration or pressure pulsation occurs
- Bourdon Tube
- Polycarbonate Window
- Glycerine Filled
- Maximum Media Temperature: 140°F (60°C)



NO LEAD PART NO.	LIST PRICE-A	NO LEAD PART NO.	LIST PRICE-A	RANGE PSI	INCREMENTS	CASE QTY
1/4" LM		1/4" CBM (* 1/8" CBM)				
PG-30-GNL	11.62			0-30	0.5	100
PG-60-GNL	11.62			0-60	1	100
		PGCBM-0-100-GNL *	11.62	0-100	1	
PG-100-GNL	10.94	PGCBM-1-100-GNL	11.62	0-100	1	
PG-160-GNL	11.62			0-160	2	100
PG-200-GNL	11.62			0-200	2	100



PART NO.	LIST PRICE-A	PART NO.	LIST PRICE-A	RANGE PSI	INCREMENTS	CASE QTY
1/4" LM		1/4" CBM (* 1/8" CBM)				
		PGCBM-0-100-G *	9.78	0-100	1	
VACUUM / PRESSURE GAUGE						
PGC-30-30-G	10.33			30Hg-0-30	0.5	

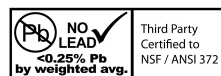


Not For Conveying Potable Water

2" DIAL STAINLESS STEEL PRESSURE GAUGES - LIQUID FILLED - LOWER & CENTER BACK MOUNT

- General Purpose - not for use with oxygen
- Accuracy: 3% - 2% - 3% Grade B
- Stainless Steel Internals and Connection
- 304 Stainless Steel Case w/ vent plug • Glycerine Filled
- Maximum Media Temperature: 140°F (60°C)
- Ideal for use where vibration or pressure pulsation occurs
- Bourdon Tube
- Polycarbonate Window
- Ambient Operating Temperature: -4 to 140°F (-20 to 60°C)

PART NO.	LIST PRICE-A	PART NO.	LIST PRICE-A	RANGE PSI	INCREMENTS	CASE QTY
1/4" LM		1/4" CBM				
PGS-100-G	37.50	PGSCBM-100-G	37.50	0-100	1	



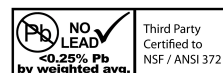
IMPORTANT: Liquid Filled Gauges are sealed with a rubber plug to prevent leaking during shipment. Upon installation the tip of the plug must be cut off to allow the equalization of the internal gauge pressure to the atmospheric pressure. FAILURE TO DO SO WILL ADVERSELY AFFECT THE FUNCTION OF THE GAUGE.

GLYCERINE TEMPERATURE RATINGS

"BII" gauges are filled with 100% (99.7% min.) glycerine, which starts to become viscous at +17°C. As temp. decreases, the more viscous glycerine becomes, causing the pointer to move slower to its correct position, it can take several minutes. At -5°C these gauges no longer operate. For operating temps. less than -5°C, glycerine is mixed: 2 parts glycerine with 1 part water (66.7%), which actually lowers the freezing point of the solution allowing the gauge to be used in temps. as low as -46°C.

2-1/2" DIAL PRESSURE GAUGES - LOWER MOUNT

- General Purpose - not for use with oxygen
- Brass or Lead Free Brass Connection
- Steel Case
- Ambient Operating Temperature: -40 to 140°F (-40 to 60°C)
- Accuracy: 3% - 2% - 3% Grade B
- Bourdon Tube
- Acrylic Window
- Maximum Media Temperature: 140°F (60°C)



NO LEAD PART NO.	RANGE PSI	INCREMENTS	CASE QTY	LIST PRICE-A
1/4" LM				
PG25-15NL	0-15	0.5		8.28
PG25-30NL	0-30	0.5		7.68
PG25-60NL	0-60	1		7.68
PG25-100NL	0-100	1		7.30
PG25-160NL	0-160	2		7.85
PG25-200NL	0-200	2		7.68
PG25-300NL	0-300	5		7.68
PG25-400NL	0-400	5		8.05
PG25-600NL	0-600	10		7.68



PG25-100	0-100	1		6.46
PG25-160	0-160	2		6.46
PG25-200	0-200	2		6.46
VACUUM / PRESSURE GAUGE				
PGC25-30-0-15	30Hg-0-15	2/1		7.01



Not For Conveying Potable Water

BOSHART INDUSTRIES

Telephone: 1-519-595-4444 - Toll Free: 1-800-561-3164

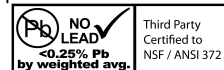
Fax: 1-519-595-4380 - www.boshart.com

6-3

June 24/19

2-1/2" DIAL PRESSURE GAUGES - LIQUID FILLED - LOWER & CENTER BACK MOUNT

- General Purpose - not for use with oxygen
- Accuracy: +/- 1.5% Full Scale Value
- Brass or Lead Free Brass Connection
- 304 Stainless Steel Case w/ vent plug
- Ambient Operating Temperature: -4 to 140°F (-20 to 60°C)
- Gauges 15 to 600 PSI are tapped for a Restrictor Screw (not included) 1000 PSI or more are tapped and include Restrictor Screw
- Ideal for use where vibration or pressure pulsation occurs
- Bourdon Tube
- Polycarbonate Window
- Glycerine Filled
- Maximum Media Temperature: 140°F (60°C)



NO LEAD PART NO.	LIST PRICE-A	NO LEAD PART NO.	LIST PRICE-A	DUAL RANGE PSI	DUAL RANGE kPa	INCREMENTS	CASE QTY
1/4" LM		1/4" CBM					
PG25-15-GNL	19.11	PG25CBM-15-GNL	20.32	0-15	0-100	0.2	
PG25-30-GNL	18.28	PG25CBM-30-GNL	18.39	0-30	0-200	0.5	
PG25-60-GNL	18.28	PG25CBM-60-GNL	18.56	0-60	0-400	1	
PG25-100-GNL	17.34	PG25CBM-100-GNL	18.39	0-100	0-700	1	
PG25-160-GNL	19.35	PG25CBM-160-GNL	18.56	0-160	0-1100	2	
PG25-200-GNL	19.35	PG25CBM-200-GNL	18.39	0-200	0-1400	2	
PG25-300-GNL	18.50	PG25CBM-300-GNL	18.56	0-300	0-2000	5	
PG25-400-GNL	18.56	PG25CBM-400-GNL	20.21	0-400	0-2800	5	
PG25-600-GNL	18.56	PG25CBM-600-GNL	18.56	0-600	0-4000	10	



PART NO.	LIST PRICE-A	PART NO.	LIST PRICE-A	DUAL RANGE PSI	DUAL RANGE kPa	INCREMENTS	CASE QTY
1/4" LM		1/4" CBM					
2-PG25-15-G	19.62			0-15	0-100	0.2	
2-PG25-30-G	19.04			0-30	0-200	0.5	
2-PG25-60-G	19.04			0-60	0-400	1	
2-PG25-100-G	19.04			0-100	0-700	1	
2-PG25-160-G	19.04			0-160	0-1100	2	
2-PG25-200-G	19.04			0-200	0-1400	2	
2-PG25-300-G	19.04			0-300	0-2000	5	
2-PG25-1000-G	19.62	2-PG25CBM-1000-G	19.74	0-1000	0-7000	10	
2-PG25-1500-G	19.62	2-PG25CBM-1500-G	19.74	0-1500	0-10000	20	
2-PG25-2000-G	19.62	2-PG25CBM-2000-G	19.74	0-2000	0-14000	20	
2-PG25-3000-G	19.62	2-PG25CBM-3000-G	19.74	0-3000	0-20000	50	
2-PG25-4000-G	19.62	2-PG25CBM-4000-G	19.74	0-4000	0-28000	50	
2-PG25-5000-G	20.78	2-PG25CBM-5000-G	20.90	0-5000	0-35000	50	
2-PG25-10000-G	21.95	2-PG25CBM-10000-G	22.07	0-10000	0-70000	100	
VACUUM GAUGE							
2-PGV25-30-G	19.62	2-PGV25CBM-30-G	19.74	30-0Hg			0.5
VACUUM/PRESSURE GAUGE							
2-PGC25-30-30-G	19.62	2-PGC25CBM-30-30G	19.74	30Hg-0-30			2/1
2-PGC25-30-150-G	19.62	2-PGC25CBM-30150G	19.74	30Hg-0-150			10/5



Not For Conveying Potable Water



IMPORTANT: Liquid Filled Gauges are sealed with a rubber plug to prevent leaking during shipment. Upon installation the tip of the plug must be cut off to allow the equalization of the internal gauge pressure to the atmospheric pressure. FAILURE TO DO SO WILL ADVERSELY AFFECT THE FUNCTION OF THE GAUGE.

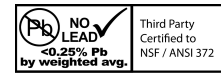
Glycerin Temperature Rating: Gauges are filled with 99.7% concentration glycerin, which starts to become viscous at +63°F (17°C). As the temperature decreases, the more viscous glycerin becomes, which causes the pointer to move slower to its correct position. At 23°F (-5°C) these gauges will no longer operate.

For operating temperatures lower than 23°F (-5°C), glycerin should be mixed 2 parts glycerin with 1 part water (66.7% concentration) which lowers the freezing point allowing the gauge to be used in temperatures as low as -51°F (-46°C).



2-1/2" DIAL STAINLESS STEEL PRESSURE GAUGES - LOWER & CENTER BACK MOUNT

- General Purpose - not for use with oxygen
- Accuracy: +/- 1.5% Full Scale Value
- Stainless Steel Internals and Connection
- 304 Stainless Steel Case
- Ambient Operating Temperature:
 - Dry: -40 to 140°F (-40 to 60°C)
 - Glycerine-filled: -4 to 140°F (-20 to 60°C)
- Gauges 15 to 600 PSI are tapped for a Restrictor Screw (not included) 1000 PSI or more are tapped and include Restrictor Screw
- Ideal for use in corrosive environments
- Bourdon Tube
- Polycarbonate Window
- Dry and Glycerine Filled
- Maximum Media Temperature: 140°F (60°C)



PART NO.	LIST PRICE-A	PART NO.	LIST PRICE-A	DUAL RANGE PSI	DUAL RANGE kPa	INCRE- MENTS	CASE QTY
1/4" LM		1/4" CBM					
PGS25-15	45.29	PGS25CBM-15	POR	0-15	0-100	0.2	
PGS25-30	44.70	PGS25CBM-30	44.70	0-30	0-200	0.5	
PGS25-60	44.70	PGS25CBM-60	44.70	0-60	0-400	1	
PGS25-100	44.70	PGS25CBM-100	44.70	0-100	0-700	1	
PGS25-160	44.70	PGS25CBM-160	44.70	0-160	0-1100	2	
PGS25-200	44.70	PGS25CBM-200	44.70	0-200	0-1400	2	
PGS25-300	44.70	PGS25CBM-300	44.70	0-300	0-2000	5	
PGS25-400	44.70	PGS25CBM-400	44.70	0-400	0-2800	5	
PGS25-600	44.70	PGS25CBM-600	44.70	0-600	0-4000	10	
PGS25-1000	45.29	PGS25CBM-1000	POR	0-1000	0-7000	20	
PGS25-1500	45.29	PGS25CBM-1500	POR	0-1500	0-10000	20	
PGS25-2000	45.29	PGS25CBM-2000	POR	0-2000	0-14000	20	
PGS25-3000	45.29	PGS25CBM-3000	POR	0-3000	0-20000	50	
PGS25-5000	46.46	PGS25CBM-5000	POR	0-5000	0-35000	50	
PGS25-10000	48.24	PGS25CBM-10000	POR	0-10000	0-70000	100	



VACUUM GAUGE

PGSV25-30	45.29			30-0Hg		0.5
-----------	-------	--	--	--------	--	-----

VACUUM/PRESSURE GAUGE

PGSC25-30-30	44.70	PGSC25CBM-30-30	44.70	30Hg-0-30		2/1
--------------	-------	-----------------	-------	-----------	--	-----

LIQUID FILLED w/ vent plug

PGS25-15-G	47.76	PGS25CBM-15-G	280.83	0-15	0-100	0.2
PGS25-30-G	47.18	PGS25CBM-30-G	52.58	0-30	0-200	0.5
PGS25-60-G	47.18	PGS25CBM-60-G	52.58	0-60	0-400	1
PGS25-100-G	47.18	PGS25CBM-100-G	47.18	0-100	0-700	1
PGS25-160-G	47.18	PGS25CBM-160-G	52.58	0-160	0-1100	2
PGS25-200-G	47.18	PGS25CBM-200-G	47.18	0-200	0-1400	2
PGS25-300-G	47.18	PGS25CBM-300-G	47.18	0-300	0-2000	5
PGS25-400-G	52.58	PGS25CBM-400-G	52.58	0-400	0-2800	10
PGS25-600-G	47.18	PGS25CBM-600-G	52.58	0-600	0-4000	10
PGS25-1000-G	53.17	PGS25CBM-1000-G	POR	0-1000	0-7000	20
PGS25-1500-G	53.17	PGS25CBM-1500-G	POR	0-1500	0-10000	20
PGS25-2000-G	53.17	PGS25CBM-2000-G	POR	0-2000	0-14000	50
PGS25-3000-G	53.17	PGS25CBM-3000-G	POR	0-3000	0-20000	50
PGS25-5000-G	54.37	PGS25CBM-5000-G	POR	0-5000	0-35000	50
PGS25-10000-G	56.16	PGS25CBM-10000-G	POR	0-10000	0-70000	200

VACUUM GAUGE

PGSV25-30-G	47.76			30-0Hg		0.5
-------------	-------	--	--	--------	--	-----


VACUUM/PRESSURE GAUGE

PGSC25-30-30-G	52.58	PGSC25CBM-30-30-G	52.58	30Hg-0-30		2/1
----------------	-------	-------------------	-------	-----------	--	-----

IMPORTANT: Liquid Filled Gauges are sealed with a rubber plug to prevent leaking during shipment. Upon installation the tip of the plug must be cut off to allow the equalization of the internal gauge pressure to the atmospheric pressure. FAILURE TO DO SO WILL ADVERSELY AFFECT THE FUNCTION OF THE GAUGE.

Glycerin Temperature Rating: Gauges are filled with 99.7% concentration glycerin, which starts to become viscous at +63°F (17°C). As the temperature decreases, the more viscous glycerin becomes, which causes the pointer to move slower to its correct position. At 23°F (-5°C) these gauges will no longer operate.

For operating temperatures lower than 23°F (-5°C), glycerin should be mixed 2 parts glycerin with 1 part water (66.7% concentration) which lowers the freezing point allowing the gauge to be used in temperatures as low as -51°F (-46°C).



BOSHART INDUSTRIES

Telephone: 1-519-595-4444 - Toll Free: 1-800-561-3164

Fax: 1-519-595-4380 - www.boshart.com

6-5

June 24/19

2-1/2" DIAL LOW PRESSURE GAUGES - LOWER MOUNT

- General Purpose - not for use with oxygen
- Accuracy: +/- 1.5% Full Scale Value
- Brass Connection
- Steel Case
- Ambient Operating Temperature: -4 to 140°F (-20 to 60°C)
- Gauges are tapped and include Restrictor Screw
- Ideal for use in low pressure pneumatic systems
- For accurate measurement shown in inches of water (1/2 thru 10 PSI)
- Zero adjustment screw on dial
- Acrylic Window
- Maximum Media Temperature: 140°F (60°C)

PART NO. 1/4" LM	RANGE PSI	INCRE- MENTS	CASE QTY	LIST PRICE-A
PG25-0-15IN	0-15 IN H ₂ O	0.2		238.98
PG25-0-30IN	0-30 IN H ₂ O	0.5		238.98
PG25-0-60IN	0-60 IN H ₂ O	1		238.98
PG25-0-100IN	0-100 IN H ₂ O	2		238.98
PG25-0-200IN	0-200 IN H ₂ O	5		238.98
PG25-0-5PSI	0-5 PSI	0.1		238.98
PG25-0-10PSI	0-10 PSI	0.2		238.98



Not For Conveying
Potable Water


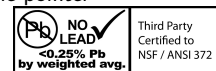


Note: Additional Error when temperature changes from reference temperature of 68°F (20°C) +/- 0.4% for every 18°F (10°C) rising or falling.

4-1/2" DIAL CONTRACTOR GAUGES - LOWER MOUNT

- General Purpose - not for use with oxygen
- Accuracy: +/- 1% Full Scale Value (3000 & 5000 PSI 2%)
- Brass or Lead Free Brass Connection
- 304 Stainless Steel Case and bezel
- Ambient Operating Temperature: -40 to 140°F (-40 to 60°C)
- Gauges 15 to 600 PSI are tapped for a Restrictor Screw (not included)
- Extra large dial face with readjustable pointer
- Bourdon Tube
- Acrylic Window
- Maximum Media Temperature: 140°F (60°C)

PART NO. 1/4" LM	DUAL RANGE		INCRE- MENTS	CASE QTY	LIST PRICE-A
	PSI	kPa			
PG45-15NL	0-15	0-100	0.2		26.01
PG45-30NL	0-30	0-200	0.5		26.21
PG45-60NL	0-60	0-400	1		26.11
PG45-100NL	0-100	0-700	1		26.11
PG45-160NL	0-160	0-1100	2		26.21
PG45-200NL	0-200	0-1400	2		26.21
PG45-300NL	0-300	0-2000	5		26.78
PG45-400NL	0-400	0-2800	5		26.21
PG45-600NL	0-600	0-4000	10		26.21



PART NO.	DUAL RANGE		INCRE- MENTS	CASE QTY	LIST PRICE-A
	PSI	kPa			
VACUUM GAUGE					
PGV45-30	30-0Hg		0.5		27.83
VACUUM/PRESSURE GAUGE					
PGC45-30-30	30Hg-0-30		2/1		27.24

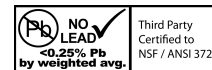


Not For Conveying
Potable Water

4" DIAL PRESSURE GAUGES - LOWER MOUNT

- General Purpose - not for use with oxygen
- Brass Connection
- Steel Case
- Ambient Operating Temperature: -40 to 140°F (-40 to 60°C)
- Maximum Media Temperature: 140°F (60°C)
- Accuracy: +/- 2.5% Full Scale Value
- Bourdon Tube
- Acrylic Window

PART NO. 1/4" LM	DUAL RANGE		INCRE- MENTS	CASE QTY	LIST PRICE-A
	PSI	kPa			
PG40-30NL	0-30	0-200	0.5	50	15.56
PG40-60NL	0-60	0-400	1	50	15.56
PG40-100NL	0-100	0-700	1	50	15.56
PG40-160NL	0-160	0-1100	2	50	15.56
PG40-200NL	0-200	0-1400	2	50	15.56
PG40-300NL	0-300	0-2000	5	50	15.56



BOSHART INDUSTRIES

6-6

Telephone: 1-519-595-4444 - Toll Free: 1-800-561-3164

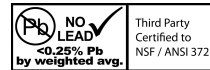
June 24/19

Fax: 1-519-595-4380 - www.boshart.com

4" DIAL PRESSURE GAUGES - LIQUID FILLED - LOWER MOUNT

- General Purpose - not for use with oxygen
- Accuracy: +/- 1.5% Full Scale Value
- Brass or Lead Free Brass Connection
- 304 Stainless Steel Case w/ vent plug
- Ambient Operating Temperature: -4 to 140°F (-20 to 60°C)
- Ideal for use where vibration or pressure pulsation occurs
- Bourdon Tube
- Polycarbonate Window
- Glycerine Filled
- Maximum Media Temperature: 140°F (60°C)

PART NO.	LIST PRICE-A	DUAL RANGE		INCREMENTS	CASE QTY
		PSI	kPa		
1/4" LM					
PG40-15-GNL	52.73	0-15	0-100	0.2	
PG40-30-GNL	52.18	0-30	0-200	0.5	
PG40-60-GNL	52.18	0-60	0-400	1	
PG40-100-GNL	52.18	0-100	0-700	1	
PG40-160-GNL	52.18	0-160	0-1100	2	
PG40-200-GNL	52.18	0-200	0-1400	2	
PG40-300-GNL	52.18	0-300	0-2000	5	
PG40-400-GNL	52.18	0-400	0-2800	5	
PG40-600-GNL	52.18	0-600	0-4000	10	



PG40-1000-G	53.45	0-1000	0-7000	10	
PG40-1500-G	53.45	0-1500	0-10000	20	
PG40-2000-G	53.45	0-2000	0-14000	20	
PG40-3000-G	53.45	0-3000	0-20000	50	
PG40-5000-G	54.61	0-5000	0-35000	50	
PG40-10000-G	56.36	0-10000	0-70000	100	



Not For Conveying Potable Water

PRESSURE GAUGE ACCESSORIES

PANEL MOUNT FLANGES

PART NO.	DESCRIPTION	LIST PRICE-A
3-HOLE FRONT FLANGE FOR 2 1/2"		
PG25CBM-FF	3-Hole Front Flange - 2 1/2" Dial back mount only	2.54
PG25CBM-UC	U-Clamp Mounting Flange - 2 1/2" Dial	2.89



RESTRICTOR SCREW

- Threaded into socket to dampen pulsation surges

PART NO.	DESCRIPTION	LIST PRICE-A
2-PG25-RS	Restrictor Screw for 2-Series Gauges	1.40



REFILL GLYCERINE

- 1 litre bottle - 99.9% glycerine starts to become viscous@ (+)17deg.c.

PART NO.	DESCRIPTION	LIST PRICE-A
PGA-G-1L	1 L Refill glycerine for liquid filled guages	70.64



BRASS SNUBBERS - BRASS SNUBBING ELEMENT

Brass body and Brass snubbing element and Brass retainer. These snubbers allow the screen to be removed from the body for cleaning.

- Maximum Operating Pressure: 10,000 PSI
- Operating Temperature: -40°C to +60°C
- Burst Pressure: 20,000 PSI

PART NO.	CONNECTION INLET x OUTLET	SERVICE/ APPLICATION	VISCOSITY RANGE MICRON/SSU	LIST PRICE-A
2-PGA-BS-D	1/4" MPT x 1/4" FPT	Heavy Oils	50 micra (0.002")	6.58
2-PGA-BS-E	1/4" MPT x 1/4" FPT	Gasoline, Water or Light Oil	25 micra (0.001")	6.79
2-PGA-BS-G	1/4" MPT x 1/4" FPT	Air and Other Gases	15 micra (0.0006")	6.58



PIG TAIL SYPHONS

Used to reduce steam or other process media temperature prior to entering pressure gauge or transmittor. Available in STEEL or BRASS Weight: 7 ounces (200 grams)

PART NO.	DESCRIPTION	LIST PRICE-A
----------	-------------	--------------

STEEL
 PGA-PTS-02 Schedule 40 Steel Pipe 5.67
 Will function properly and withstand pressure and temperature of 600 lbs per square inch and 750°F.

RED BRASS
 PGA-PTB-02 Schedule 40 Red Brass Pipe 21.84
 Will function properly and withstand a combined pressure and temperature of 200 lbs. per inch and 406°F.



BOSHART INDUSTRIES

Telephone: 1-519-595-4444 - Toll Free: 1-800-561-3164

Fax: 1-519-595-4380 - www.boshart.com

6-7

June 24/19

WATER TEST GAUGE/MAX PRESSURE INDICATOR GAUGE

APPLICATION

This gauge provides a quick and easy way to test a wide range of pressure systems for leakage. With a standard 3/4" garden hose connection complete with washer this gauge attaches to hose bibbs, boiler drains and lawn faucets. Often used in conjunction with rubber test caps offering a quick and easy way to fill and drain water used in testing cast iron or Schedule 40 plastic pipe often used in sewer, drain and waste water systems. Part numbers with the MP suffix come with a maximum pressure indicator pointer. The indicator pointer is ideal for recording the maximum system pressure reached. The pointer can be reset by turning the external knob counter clockwise.

PART NO.	RANGE PSI	INCRE- MENTS	QUANTITY		LIST PRICE-A
			CTN	CASE	
PG25-WTG200MP	0-200	10	50		12.26
PG25-WTG300	0-300	10	50		10.44
PG25-WTG300MP	0-300	10	50		12.26

Connection - 3/4" Brass Female Hose Thread - Swivel



GAS TEST GAUGES

APPLICATION

These gauges come completely assembled on a chrome plated steel hex manifold incorporating a snifter (air) valve complete with a plastic cap. The manifold is threaded with a 3/4" FPT connection. This test gauge package provides a quick and easy means of pressurizing and monitoring a gas system for leakage.

PART NO.	CONNECTIONS	RANGE PSI	INCRE- MENTS	QUANTITY		LIST PRICE-A
				CTN	CASE	
PG-GT15	3/4" FPT	0 - 15	0.2 PSI	50		13.69
PG-GT30	3/4" FPT	0 - 30	0.5 PSI	50		13.69
PG-GT100	3/4" FPT	0 - 100	1 PSI	50		13.69
PG-GT200	3/4" FPT	0 - 200	2 PSI	50		13.69



GAS TEST MANIFOLD W/O GAUGE

This is a chrome plated steel hex manifold incorporating a snifter (air) valve complete with a plastic cap. The manifold is threaded with a 3/4" FPT connection. This test gauge package provides a quick and easy means of pressurizing and monitoring a gas system for leakage. Gauges sold separately.

PART NO.	LIST PRICE-A
PG-GTM	8.29



GAS TEST MANIFOLD COUPLING

- Trouble free alternative to test gas systems
- Black malleable iron 3/4" x 1/4" reducer
- Coupling drilled and tapped 1/8"

PART NO.	RANGE PSI	INCRE- MENTS	QUANTITY		LIST PRICE-A
			CTN	CASE	
PG-GTMC (Coupling Only)			16	128	4.97

CHOICE OF ACCESSORY PACKAGES AVAILABLE

Complete with 1/8" Snifter Valve

PG-GTMC-SV			100		7.74
------------	--	--	-----	--	------

Complete with Pressure Gauge and Snifter Valve

PG-GTMC-15	0 - 15	0.2	50		14.86
PG-GTMC-30	0 - 30	0.5	50		14.30
PG-GTMC-60	0 - 60	1	50		14.30
PG-GTMC25-15	0 - 15	0.2	50		16.46
PG-GTMC25-30	0 - 30	0.5	50		16.46
PG-GTMC25-60	0 - 60	1	50		16.46
PG-GTMC25-100	0 - 100	1	50		16.46



BOSHART INDUSTRIES

6-8
June 24/19

Telephone: 1-519-595-4444 - Toll Free: 1-800-561-3164
Fax: 1-519-595-4380 - www.boshart.com

WATER LEVEL GAUGE

This gauge is used to indicate the depth of water in a well. The gauge and an air line reaching the well bottom are charged with air. The pressure required to permit air to escape from the end of the air line is a measure of the head of water above the end of the air line. The length of air line may be set on the adjustable dial to permit reading water level in feet below the ground surface.


- Accuracy: +/- 3% - 2% - 3%
- Brass 1/4" LM Connection
- 304 Stainless Steel Case and bezel with side screws
- Bourdon tube - phosphor bronze, soft soldered
- 4-1/2" Aluminum rotating dial
- Acrylic Window
- Brass pointer with black finish

PART NO.	LIST PRICE-A	RANGE	INCREMENTS	CASE QTY
PG45-WL	31.25	0-390' H ₂ O	0.2	



2-1/2" & 3" DIAL BI-METAL THERMOMETERS

- General purpose industrial thermometer
- Accuracy: +/- 2% Working Range - Max Scale Value
- Coiled bi-metal element
- Aluminum case
- Brass or Stainless Steel Thermowell
- Acrylic Window
- Thermowell Max Pressure Rating: 87 PSI (600 kPa)

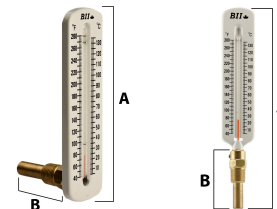


PART NO.	LIST PRICE-A	CONNECTION	DUAL RANGE		DIMENSIONS			CASE QTY
			°F	°C	A	B	C	
TW25-CB2-250-25	18.64	1/2" CBM Brass	32-250 °F	0-120 °C	2-1/2"	2-9/16"	1"	
TW30-CB2-250-25	26.65	1/2" CBM Brass	32-250 °F	0-120 °C	3-5/16"	3-11/16"	2-7/16"	
TW25-CB2-250-SS25	22.53	1/2" CBM SS	32-250 °F	0-120 °C	2-1/2"	2-9/16"	1"	

HOT WATER THERMOMETERS

- General purpose use with hot water
- Red Organic Kerosene Liquid
- Brass Thermowell

PART NO.	LIST PRICE-A	CONNECTION	DUAL RANGE		DIMENSIONS		CASE QTY
			°F	°C	A	B	
THW8-A2-280	21.16	1/2" MPT BRASS	40 to 280	5 to 135	6-15/16"	3-1/8"	
THW8-S2-280	20.00	1/2" MPT BRASS	40 to 280	5 to 135	10-7/8"	3-1/8"	



THERMOWELLS


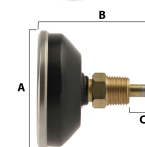
PART NO.	LIST PRICE-A	CONNECTION	FOR USE WITH
TW-05/40MM	9.53	1/2" MPT BRASS	TW25-CB2-250-25



2-1/2" & 3" DIAL TRIDICATORS

- General purpose industrial combination pressure gauge/thermometer
- Bourdon tube and Coiled bi-metal element
- Brass Connection
- 3" Dial face comes with adjustable indicator
- Accuracy: Pressure +/- 3% - 2% - 3% Temperature +/- 2%
- Red (2-1/2") or Black (3") Steel Case
- Acrylic Window

PART NO.	LIST PRICE-A	TEMP. RANGE	PRESSURE RANGE	DIMENSIONS			CASE QTY
				A	B	C	
2-1/2" DIAL RED STEEL CASE - 1/4" CBM							
TR25-CB1-60/250	21.97	30-250 °F 0-120 °C	0-75 PSI 0-500 kPa	2-11/16"	3-9/16"	1-9/16"	
TR25X1-CB1-60/250	25.35	30-250 °F 0-120 °C	0-75 PSI 0-500 kPa	2-11/16"	4-7/8"	1-5/8"	
3" DIAL BLACK STEEL CASE - 1/2" CBM							
TR30-CB2S-60/250	26.47	30-250 °F 0-120 °C	0-75 PSI 0-500 kPa	3-5/16"	3-3/16"	11/16"	
TR30-CB2-60/250	26.47	30-250 °F 0-120 °C	0-75 PSI 0-500 kPa	3-5/16"	4-7/8"	2-1/4"	
3" DIAL BLACK STEEL CASE - 1/2" LM							
TR30-LM2-60/250	30.42	30-250 °F 0-120 °C	0-75 PSI 0-500 kPa	3-5/16"	6-3/4"	2-1/4"	
TR30-LM2-80/290	30.42	80-290 °F 26-143 °C	0-200 PSI 0-1400 kPa	3-5/16"	6-3/4"	2-1/4"	



BOSHART INDUSTRIES

Telephone: 1-519-595-4444 - Toll Free: 1-800-561-3164

Fax: 1-519-595-4380 - www.boshart.com

6-9

January 7/19

FLOATLESS LIQUID LEVEL CONTROL SYSTEMS



Provides automatic low level cut-off protection for submersible pumps and deep well turbines. Liquid level submersible pump control system consists of a standard enclosed type LH induction relay which operates from two types of electrodes - ELB or ELS - suspended at desired levels. Properly installed, these components provide reliable automatic low level cut-off protection for submersible pumps and deep well turbines. Permits efficient operation at full capacity and eliminates danger of pumping air or sand.

NOTE: ELB or ELS not included

Nema 1 General Purpose Metal Enclosure
Rated at 1 H.P. Single Phase, 115 or 230 volts, 25 AMP


TYPE LH RELAY - The LH Relay is a pump down control for sewage and sump pump, condensate return systems.

TYPE RH RELAY - The RH Relay is a pump up control for supply pumps on elevated tanks and towers.

TYPE DH RELAY - The DH Relay is a two way control system for pump up or pump down.

PART NO.	MODEL #	LINE VOLTAGE	SECONDARY COIL VOLT	DESCRIPTION/OPERATION	LIST PRICE-A
LH-115	1500-C-L1-S8-NI-X	110/120V	360V AC	Pump Down - Submersible	POR
LH-230	1500-C-L2-S8-NI-X	208/240V	360V AC	Pump Down - Submersible	POR
RH-115	1500-D-L1-S8-NI-X	110/120V	360V AC	Pump Up - Open System	POR
RH-230	1500-D-L2-S8-NI-X	208/240V	360V AC	Pump Up - Open System	POR
DH-115	1500-G-L1-S8-NI-X	110/120V	360V AC	Pump Up / Down - Submersible & Open	POR
DH-230	1500-G-L2-S8-NI-X	208/240V	360V AC	Pump Up / Down - Submersible & Open	POR

ELECTRODES



The Electrode is made of brass or stainless steel, 2" long. They are assembled in molded plastic insulating shields, and suspended at desired levels in the well by means of suspension wire. Wiring diagrams and complete installation instructions are included with each control. 2 or 3 electrodes are required depending on application. A system ground return circuit is required from the indicated relay terminal to the liquid in order to complete the secondary circuit of relay. Conduit should not be used. Instead, connection should be made directly to uninsulated metal tank, or to metal pipe connected to tank below normal low liquid level. In wells, or insulated tanks, use an extra common electrode extending slightly below the longest operating electrode.

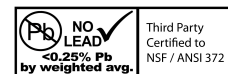
PART NO.	DESCRIPTION	LIST PRICE-A
ELB	Brass Electrode	111.61
ELS	Stainless Steel Electrode	117.81

BOSHART INDUSTRIES

Telephone: 1-519-595-4444 - Toll Free: 1-800-561-3164

Fax: 1-519-595-4380 - www.boshart.com

6-10
June 24/19



PUMPTROL® SMALL WATER PUMP PRESSURE SWITCHES - TYPES FSG & FYG

For complete details please refer to Square D Mini Catalogue

INDIVIDUALLY BOXED & BULK PACKED BULK PACKED SWITCHES MUST BE ORDERED BY CARTON QUANTITIES & C20 MUST BE SHOWN ON THE PART NUMBER.

PART NUMBER	PRES SETTING			CONNECTION / DESCRIPTION	QTY		LIST PRICE-A
	CLASS	TYPE	CODE FORM		CTN	CASE	
9013	FSG2	J20		20 - 40	1/4" FPT - Standard Duty Switch	50	45.01
9013	FSG2	J20	C20	20 - 40	1/4" FPT - Standard Duty Switch	20	44.03
9013	FSG2	J21		30 - 50	1/4" FPT - Standard Duty Switch	50	45.01
9013	FSG2	J21	C20	30 - 50	1/4" FPT - Standard Duty Switch	20	44.03
9013	FSG2	J24		40 - 60	1/4" FPT - Standard Duty Switch	50	45.01
9013	FSG2	J24	C20	40 - 60	1/4" FPT - Standard Duty Switch	20	44.03
9013	FSG2	J20	M1	20 - 40	1/4" FPT - Manual Cut Out Lever	40	53.30
9013	FSG2	J21	M1	30 - 50	1/4" FPT - Manual Cut Out Lever	40	53.30
9013	FSG2	J24	M1	40 - 60	1/4" FPT - Manual Cut Out Lever	40	53.30
9013	FSG2	J20	M4	20 - 40	1/4" FPT - Low Pressure Cut-off	40	58.88
9013	FSG2	J20	M4C20	20 - 40	1/4" FPT - Low Pressure Cut-off	20	57.90
9013	FSG2	J21	M4	30 - 50	1/4" FPT - Low Pressure Cut-off	40	58.88
9013	FSG2	J21	M4C20	30 - 50	1/4" FPT - Low Pressure Cut-off	20	57.90
9013	FSG2	J24	M4	40 - 60	1/4" FPT - Low Pressure Cut-off	40	58.88
9013	FSG2	J24	M4C20	40 - 60	1/4" FPT - Low Pressure Cut-off	20	57.90
9013	FSG2	J20	P	20 - 40	1/4" FPT - Pulsation Plug		45.87
9013	FSG2	J21	P	30 - 50	1/4" FPT - Pulsation Plug	1	45.87
9013	FSG2	J21	PC20	30 - 50	1/4" FPT - Pulsation Plug	20	45.01
9013	FSG2	J24	P	40 - 60	1/4" FPT - Pulsation Plug		45.87
9013	FSG9	J20		20 - 40	1/4" MPT		45.01
9013	FSG9	J21		30 - 50	1/4" MPT		45.01
9013	FSG9	J21	C20	30 - 50	1/4" MPT	20	44.03
9013	FSG9	J24		40 - 60	1/4" MPT		45.01
9013	FSG9	J20	P	20 - 40	1/4" MPT - Pulsation Plug		45.87
9013	FSG9	J21	P	30 - 50	1/4" MPT - Pulsation Plug		45.87
9013	FSG10	J20		20 - 40	Mini Barb		45.01
9013	FSG10	J21		30 - 50	Mini Barb		45.01
9013	FSG10	J21	C20	30 - 50	Mini Barb	20	44.03
9013	FSG10	J20	T	20 - 40	Mini Barb - 1/2" Conduit Bushing - on left		51.48
9013	FSG10	J21	T	30 - 50	Mini Barb - 1/2" Conduit Bushing - on left		51.48
9013	FSG10	J21	TC16	30 - 50	Mini Barb - 1/2" Conduit Bushing - on left	16	50.61
9013	FSG14	J20		20 - 40	1/4" Barb		45.01
9013	FSG14	J21		30 - 50	1/4" Barb		45.01
9013	FSG14	J21	C20	30 - 50	1/4" Barb	20	44.03
9013	FSG14	J21	T	30 - 50	1/4" Barb - 1/2" Conduit Bushing - on left		51.48
9013	FSG42	J99	615	6 - 15	1/4" FPT		56.98
9013	FSG52	J25		60 - 80	1/4" FPT	1	20 58.88
9013	FSG52	J33		50 - 70	1/4" FPT	20	58.88
9013	FYG2	J20	C20	20 - 40	1/4" FPT - Medium Duty	20	64.47
9013	FYG2	J21		30 - 50	1/4" FPT - Medium Duty		65.79
9013	FYG2	J24		40 - 60	1/4" FPT - Medium Duty		65.79
9013	FYG2	J25		60 - 80	1/4" FPT - Medium Duty		65.79
9013	FYG2	J33		50 - 70	1/4" FPT - Medium Duty		65.79
9013	FYG2	J21	M4	30 - 50	1/4" FPT - Medium Duty low pressure cut off		80.17
9013	FYG2	J24	M4	40 - 60	1/4" FPT - Medium Duty low pressure cut off		80.17
9013	FYG2	J25	M4	60 - 80	1/4" FPT - Medium Duty low pressure cut off		80.17
9013	FYG29	J99	1020	10 - 20	1/4" MPT - Medium Duty		78.37
9013	FYG42	J99	615	6 - 15	1/4" FPT - Medium Duty		78.37



Accessories are supplied separately. No assembly done by Boshart Industries Inc.

ACCESSORIES

LIST PRICE-A

1530S6G1	Pulsation Plug	0.98
9998PC241	Contact Kit, All FSG	24.00
9998PC242	Contact Kit, All FYG	38.28

BOSHART INDUSTRIES

Telephone: 1-519-595-4444 - Toll Free: 1-800-561-3164

Fax: 1-519-595-4380 - www.boshart.com

6-11

June 24/19

PUMPTROL® SMALL COMPRESSOR PRESSURE SWITCHES - TYPE FHG

For complete details please refer to Square D Mini Catalogue

INDIVIDUALLY BOXED

PART NUMBER		PRES SETTING		LIST PRICE-A		
CLASS	TYPE	CODE	FORM			
9013	FHG2	J27		OFF 100	1/4" FPT - Contacts open on pressure rise	45.45
9013	FHG2	J27	X	OFF 100	1/4" FPT - Two-Way Pressure Release Valve	62.58
9013	FHG12	J52	X	OFF 125	1/4" FPT - Two-Way Pressure Release Valve	62.58
9013	FHG12	J55	X	OFF 150	1/4" FPT - Two-Way Pressure Release Valve	62.58
9013	FHG22	J27	X	OFF 100	1/4" FPT - Two-Way Pressure Release Valve	82.98
9013	FHG32	J55	M1	OFF 150	1/4" FPT - Manual Cut Out Lever	74.27
9013	FHG32	J55	X	OFF 150	1/4" FPT - Two-Way Pressure Release Valve	82.98
9013	FHG42	J59	X	OFF 175	1/4" FPT - Two-Way Pressure Release Valve	62.58
9013	FHG52	J59	X	OFF 175	1/4" FPT - Two-Way Pressure Release Valve	82.98



Accessories are supplied separately. No assembly done by Boshart Industries Inc.

ACCESSORIES

LIST PRICE-A

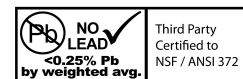
9998PC242 Contact Kit, All FHG 38.28

PUMPTROL® SMALL WATER PUMP PRESSURE SWITCHES - TYPE FRG

For complete details please refer to Square D Mini Catalogue

INDIVIDUALLY BOXED

PART NUMBER		PRES SETTING		LIST PRICE-A		
CLASS	TYPE	CODE	FORM			
9013	FRG2	J23		40 - 20	1/4" FPT - Reverse action	82.52
9013	FRG2	J23	M5	40 - 20	1/4" FPT - Reverse action - auto on	90.83
9013	FRG2	J35		50 - 30	1/4" FPT - Reverse action	82.52
9013	FRG2	J99	6040	60 - 40	1/4" FPT - Reverse action	82.52
9013	FRG22	J22			1/4" FPT - Reverse action	90.44
9013	FRG22	J70		35 - 20	1/4" FPT - Reverse action	90.46
9013	FRG42	J36		10 - 5	1/4" FPT - Reverse action	90.46



Third Party Certified to NSF / ANSI 372

PUMPTROL® COMMERCIAL/LIGHT INDUSTRIAL PRESSURE SWITCHES - TYPE G

For complete details please refer to Square D Mini Catalogue

INDIVIDUALLY BOXED

PART NUMBER		PRES SETTING		LIST PRICE-A		
CLASS	TYPE	CODE	FORM			
9013	GHB2	J30		80 - 100	1/4" FPT - NEMA 3R - Rainproof	303.14
9013	GHG2	J25		60 - 80	1/4" FPT - NEMA 1 - General purpose	172.87
9013	GHG2	J30		80 - 100	1/4" FPT - NEMA 1 - General purpose	172.87
9013	GHG2	J30	X	80 - 100	1/4" FPT - Two way pressure release	234.97
9013	GHG2	J31		90 - 120	1/4" FPT - NEMA 1 - General purpose	172.87
9013	GHG2	J33		50 - 70	1/4" FPT - NEMA 1 - General purpose	172.87
9013	GHG2	J51	R	100 - 80	1/4" FPT - NEMA 1 - General purpose reverse action	203.43
9013	GHG2	J53		100 - 125	1/4" FPT - NEMA 1 - General purpose	172.87
9013	GHG2	J57		120 - 150	1/4" FPT - NEMA 1 - General purpose	172.87
9013	GHG2	J58		125 - 150	1/4" FPT - NEMA 1 - General purpose	172.87
9013	GHG2	J62		140 - 175	1/4" FPT - NEMA 1 - General purpose	172.87
9013	GHG2	J63		145 - 175	1/4" FPT - NEMA 1 - General purpose	172.87
9013	GHG2	J63	X	145 - 175	1/4" FPT - Two way pressure release valve	234.97
9013	GHG5	J65		215 - 250	1/4" FPT - NEMA 1 - General purpose	172.87
9013	GSB2	J24		40 - 60	1/4" FPT - NEMA 3R - Rainproof	227.56
9013	GSG2	J20		20 - 40	1/4" FPT - NEMA 1 - General purpose	172.87
9013	GSG2	J21		30 - 50	1/4" FPT - NEMA 1 - General purpose	172.87
9013	GSG2	J24		40 - 60	1/4" FPT - NEMA 1 - General purpose	172.87
9013	GSG2	J25		60 - 80	1/4" FPT - NEMA 1 - General purpose	172.87
9013	GSR2	J20		20 - 40	1/4" FPT - NEMA 7 & 9 - Hazardous locations	919.54



Accessories are supplied separately. No assembly done by Boshart Industries Inc.

ACCESSORIES

LIST PRICE-A

9049A52 Mounting Bracket for GHG, GSG 23.05
 9998PC205 Contacts - GHG, GSG, GHR, GSR, GMG (Except Forms H and R) 53.12
 9998PC208 Diaphragm Assembly - GHG, GSG 29.56

BOSHART INDUSTRIES

6-12
June 24/19

Telephone: 1-519-595-4444 - Toll Free: 1-800-561-3164
Fax: 1-519-595-4380 - www.boshart.com

COMMERCIAL VACUUM SWITCH - CLASS 9016 - TYPE GVG-1

For complete details please refer to Square D Mini Catalogue
The Class 9016 Type GVG 1 is designed as a companion to the Class 9036 Type GG and the Class 9037 Type GG float switches in common use on vacuum heating pumps.
Electrical ratings of float and vacuum switch types are equal.




PART NUMBER			PRES SETTING	CONNECTION / DESCRIPTION	LIST
CLASS	TYPE	CODE	CLOSE-OPEN		PRICE-A
9016	GVG1	J10	16.5 - 25 in HG	Pressure Conn. 1/4-18 NPSF	941.87

FLOAT SWITCHES - TYPES D & G - OPEN TANK OR SUMP - CLASS 9036

For complete details please refer to Square D Mini Catalogue


INDIVIDUALLY BOXED

PART NUMBER					LIST
CLASS	TYPE	CODE	FORM	CONNECTION / DESCRIPTION	PRICE-A
9036	DG2			NEMA 1 - Contacts close on liquid rise	120.50
9036	DG2		R	NEMA 1 - Contacts open on liquid rise	122.37
9036	GG2			NEMA 1 - Contacts close on liquid rise	230.78
9036	GG2		R	NEMA 1 - Contacts open on liquid rise	230.78
9036	DW31			NEMA 4 - Contacts close on liquid rise	798.22
9036	DR31			NEMA 7 & 9 - Contacts close on liquid rise	766.68



ACCESSORIES

9049	A54			Mounting Bracket - 9036GG	58.02
9049	A58			Form R Lever - 9036DG	11.04
9049	A13			Compensating Spring - 9036GG	28.08
9049	A6C			7" Center Hole #304 S.S. Float, 5' Brass Rod, 4 Stops	362.64
9049	A6CA			7" Center Hole #304 S.S. Float, 5' Alum Rod, 4 Stops	388.04
9049	A6CS			7" Center Hole #316 S.S. Float, 5' S.S. Rod, 4 S.S. Stops	867.77
9049	A6			7" Tapped at top #304 S.S. Float, 5' Brass Rod, 2 Stops	309.96
9049	A6A			7" Tapped at top #304 S.S. Float, 5' Alum Rod, 2 Stops	323.92
9049	T1			2-1/2" Brass Rod and Connector	71.00
9049	T1S			2-1/2" S.S. Rod and Connector	174.40
9998PC205				Replacement Contact Kits GG, GR, GW, except Forms H & R	53.12
9998PC242				Contact Kit, DG, DR, DW	38.28



Accessories are supplied separately. No assembly done by Boshart Industries Inc.

BOSHART INDUSTRIES

Telephone: 1-519-595-4444 - Toll Free: 1-800-561-3164

Fax: 1-519-595-4380 - www.boshart.com

6-13

June 24/19

FLOAT SWITCHES - TYPES D, E - CLOSED TANK - CLASS 9037


INDIVIDUALLY BOXED

PART NUMBER	CLASS	TYPE	CONNECTION / DESCRIPTION	LIST PRICE-A
9037	EG8		NEMA 1 - Contacts open / close on liquid rise	448.25
9037	EG9		NEMA 1 - Contacts open / close on liquid rise	448.25

ACCESSORIES

9049	EF1		#304 S.S. Float	65.52
9049	ER1		1 3/4" Stainless Steel Rod	27.24
9049	ER2		2-1/2" Stainless Steel Rod	27.24
9049	ER3		3-1/4" Stainless Steel Rod	27.24
9049	ER5		5-1/4" Stainless Steel Rod	27.24
9049	ER7		7-1/4" Stainless Steel Rod	27.24
9049	ER12		12-1/4" Stainless Steel Rod	27.24

E SERIES FLOAT & ROD SOLD SEPARATELY
TYPE EG



Accessories are supplied separately. No assembly done by Boshart Industries Inc.

ACCESSORIES

INDIVIDUALLY BOXED


PART NUMBER	CLASS	TYPE	CONNECTION / DESCRIPTION	LIST PRICE-A
9049	AF1		7" Round Center Hole #304 S.S. Replacement Float	229.72
9049	GBR5		5" Brass Rod	27.24

FLOAT SWITCHES - TYPES H - CLOSED TANK - CLASS 9037

INDIVIDUALLY BOXED

PART NUMBER	CLASS	TYPE	FORM	CONNECTION / DESCRIPTION	LIST PRICE-A
9037	HG30			NEMA 1 - Contacts close on liquid rise	325.39
9037	HG31			NEMA 1 - Contacts close on liquid rise	325.39
9037	HG31	R		NEMA 1 - Contacts open on liquid rise	325.39
9037	HG32			NEMA 1 - Contacts close on liquid rise	325.39
9037	HG33			NEMA 1 - Contacts close on liquid rise	325.39
9037	HG33	R		NEMA 1 - Contacts open on liquid rise	325.39
9037	HG34			NEMA 1 - Contacts close on liquid rise	325.39
9037	HG35			NEMA 1 - Contacts close on liquid rise	325.39
9037	HG36			NEMA 1 - Contacts close on liquid rise	325.39
9037	HG37			NEMA 1 - Contacts close on liquid rise	325.39
9037	HG38			NEMA 1 - Contacts close on liquid rise	325.39
9037	HR33			NEMA 7 & 9 - Contacts close on liquid rise	977.17
9037	HW33			NEMA 4 - Contacts close on liquid rise	1008.40

9037 TYPE H SERIES
COMPLETE WITH #304
S.S. FLOAT and ROD



Accessories are supplied separately. No assembly done by Boshart Industries Inc.

ACCESSORIES

9049	HF3		#304 Stainless Steel Float	71.00
9049	HF4		#316 Stainless Steel Float	223.24
9998	PC242		Contact Kit, All HG, HW, HR 30 Through 39	38.28

BOSHART INDUSTRIES


6-14
June 24/19

Telephone: 1-519-595-4444 - Toll Free: 1-800-561-3164
Fax: 1-519-595-4380 - www.boshart.com

MECHANICAL ALTERNATORS - TYPES A - OPEN TANK - CLASS 9038

INDIVIDUALLY BOXED

PART NUMBER				LIST PRICE-A
CLASS	TYPE	CODE	CONNECTION / DESCRIPTION	
9038	AG1		NEMA 1 - Float Operated Alternator	413.02
9038	AW1		NEMA 4 - Float Operated Alternator	1456.91
9038	AG1N5		NEMA 1 - Float Operated Alternator with high water alarm circuit	680.76



Accessories are supplied separately. No assembly done by Boshart Industries Inc.

ACCESSORIES

9049	A6		7" Tapped at top #304 S.S. Float, 5' Brass Rod, 2 Stops	309.96
9049	A6A		7" Tapped at top #304 S.S. Float, 5' Alum Rod, 2 Stops	323.92
9049	A6C		7" Center Hole #304 S.S. Float, 5' Brass Rod, 4 Stops	362.64
9049	A6CA		7" Center Hole #304 S.S. Float, 5' Alum Rod, 4 Stops	388.04
9049	A6CS		7" Center Hole #316 S.S. Float, 5' S.S. Rod, 4 S.S. Stops	867.77
9049	UMS1		Universal Mounting Bracket	92.83
9049	A15		Compensating Spring	81.60

MECHANICAL ALTERNATORS - TYPES B & C - CLOSED TANK - CLASS 9038



INDIVIDUALLY BOXED

PART NUMBER				LIST PRICE-A
CLASS	TYPE	CODE	CONNECTION / DESCRIPTION	
9038	CG	31	NEMA 1 - 2 1/2" MPT Conn. Float to right*	878.16
9038	CG	32	NEMA 1 - 2 1/2" MPT Conn. Float to left*	878.16
9038	CG	36	NEMA 1 - 2 1/2" MPT Conn. Float to left*	878.16

*Complete with Rod and Float

ACCESSORIES

9049	HF3		#304 Stainless Steel Float - Type C & D	71.00
9049	HF4		#316 Stainless Steel Float - Type C & D	223.24
9049	GBR5		5" Brass Rod	27.24



For Type B Only:
Accessories are supplied separately. No assembly done by Boshart Industries Inc.

ELECTRIC ALTERNATORS - CLASS 9039 - TYPE X

PRICE ON REQUEST

Class 9039 alternators are used with two separately enclosed motor starters to alternate the operation of the pump motors of a duplex pump installation.



PRESSURE SWITCH INDICATOR LIGHT

PART NO.	DESCRIPTION	LIST PRICE-A
FSG-PL	Pressure Switch Indicator Light	36.09

This pump light can be used with two or three wire motors in either 115 volt or 230 volt applications. It is easy to install at the pressure switch, where it is used to indicate that the pump is running or at the control box, where it is used to indicate that current is available to the submersible pump.



BOSHART INDUSTRIES

Telephone: 1-519-595-4444 - Toll Free: 1-800-561-3164

Fax: 1-519-595-4380 - www.boshart.com


6-15

February 25/19

BII STANDARD DUTY - SMALL WATER PUMP SWITCHES - PS02 SERIES

Standard water pump switch designed for the control of electrically driven water pumps of all types (Jets, Submersible, Reciprocating, etc.)

- Temperature Ambient: Min. -30°C(-22°F) Max. 70°C(158°F)
- Temperature Media: Min. -30°C(-22°F) Max. 125°C(257°F)
- Standard action - contacts open on rising pressure
- Enclosure - Type 1 Indoor use
- Individually Boxed • UL Approved • CSA approved



PART NO.	PRESSURE SETTING	CONNECTION/DESCRIPTION	QUANTITY		LIST PRICE-A
			CTN	CASE	
PS02-2040	20 - 40	1/4" FPT - Standard Duty Switch	20		19.52
PS02-3050	30 - 50	1/4" FPT - Standard Duty Switch	20		19.52
PS02-4060	40 - 60	1/4" FPT - Standard Duty Switch	20		19.52
PS02AO-3050	30 - 50	1/4" FPT Auto/Manual Off	20		21.19
PS02AO-4060	40 - 60	1/4" FPT Auto/Manual Off	20		21.19
PS02LP-2040	20 - 40	1/4" FPT - Low Level Cut Off Switch	20		21.19
PS02LP-3050	30 - 50	1/4" FPT - Low Level Cut Off Switch	20		21.19
PS02LP-4060	40 - 60	1/4" FPT - Low Level Cut Off Switch	20		21.19
PS02B-3050	30 - 50	1/4" Barb Connection	20		19.52
PS02M-3050	30 - 50	1/4" MPT - Standard Duty Switch	20		19.68
PS02M-4060	40 - 60	1/4" MPT - Standard Duty Switch	20		19.68
PS02P-3050	30 - 50	1/4" FPT w/Pulsation Plug	20		21.91
PS02P-4060	40 - 60	1/4" FPT w/Pulsation Plug	20		21.91
PS02-PP		PULSATION PLUG (FOR 1/4" FPT)	10	1000	0.11



Model No	Pressure Range/Rating (PSI)				Horsepower (HP)	
	Cut-In	Differential	Cut-Out	Max Allowable	Single Phase	
					115V	230V
PS02	5-45	15-30	20-65	220	1.5	2

PRESSURE SENSORS / TRANSDUCERS - FOR PUMP APPLICATIONS

APPLICATIONS:

The new range of OsiSense®90-XMLK pressure sensors provides a high degree of accuracy for controlling water pressure in constant pressure pumping applications. 90-XMLK sensors help to optimize motor efficiency and reduce the energy consumption of pumps.

FEATURES / CONSTRUCTION / RATINGS:

- Available in two analog outputs, 4-20 mA or 0-10 V
- Max permissible accidental pressure is 2X rated pressure
- Operating Temperature: 32°F to 176°F (0°C to 80°C)
- M12 electrical connection (connectors sold separately)
- UL and CSA listed
- Available in four pressure ranges, 0-100, 150, 200 or 300 psi
- Response time: <math><2</math> ms Accuracy: +/- 0.3% of the measuring range
- 1/4" MPT fluid connection, 303 Stainless Steel
- Nitrile Buna Rubber (NBR) seal and Ceramic measuring cell

PRESSURE SENSORS

PART NO.	RANGE PSI	CONNECTION/DESCRIPTION	QUANTITY		LIST PRICE-A
			CTN	CASE	
90-XMLK100P2D23	0-100	1/4" MPT, 4-20 mA Output			247.95
90-XMLK150P2D23	0-150	1/4" MPT, 4-20 mA Output			247.95
90-XMLK200P2D23	0-200	1/4" MPT, 4-20 mA Output			247.95
90-XMLK300P2D23	0-300	1/4" MPT, 4-20 mA Output			247.95
90-XMLK100P2D73	0-100	1/4" MPT, 0-10 V Output			247.95
90-XMLK150P2D73	0-150	1/4" MPT, 0-10 V Output			247.95
90-XMLK200P2D73	0-200	1/4" MPT, 0-10 V Output			247.95
90-XMLK300P2D73	0-300	1/4" MPT, 0-10 V Output			247.95



SCREW TERMINAL CONNECTOR

- Allows for wiring long runs of sensor cable directly to connector without any splices!

PART NO.	CONNECTION	LIST PRICE-A
90-XZCC12FCM40B	M12, ELBOW	46.30



PRE-WIRED CONNECTORS

PART NO.	CONNECTION	LENGTH	QUANTITY		LIST PRICE-A
			CTN	CASE	
90-XZCP1141L2	M12, STRAIGHT	2 m (6.56 ft)			89.47
90-XZCP1141L5	M12, STRAIGHT	5 m (16.40 ft)			115.90
90-XZCP1141L10	M12, STRAIGHT	10 m (32.80 ft)			158.55
90-XZCP1241L2	M12, ELBOW	2 m (6.56 ft)			89.47
90-XZCP1241L5	M12, ELBOW	5 m (16.40 ft)			115.90
90-XZCP1241L10	M12, ELBOW	10 m (32.80 ft)			158.61





HUBBELL BRAND CLASS 69ES PRESSURE SWITCH - WATER SYSTEM

PART NUMBER				PRES SETTING		QTY	LIST
CLASS	TYPE	FORM	CODE	CLOSE-OPEN	CONNECTION / DESCRIPTION	CTN	PRICE-A
69	ES1		Z3050	30 - 50	1/4" FPT - General Purpose		94.70
69	ES1		Z4060	40 - 60	1/4" FPT - General Purpose		94.68



HUBBELL BRAND CLASS 69W HEAVY DUTY PRESSURE SWITCH - WATER SYSTEM

PART NUMBER				PRES SETTING		LIST
CLASS	TYPE	FORM	CODE	CLOSE-OPEN	CONNECTION / DESCRIPTION	PRICE-A
69	WB5		Z3050	30 - 50	1/4" FPT-NEMA 1 Water Sys Switch	107.31
69	WB3		Z510	5 - 10	1/4" FPT-NEMA 1 Water Sys Switch	116.82
69	WB2		Z37	3 - 7	1/4" FPT-NEMA 1 Water Sys Switch	116.82
69	WB5W		Z3050	30 - 50	1/4" FPT-NEMA 3 Weather Proof	315.63
69	WB5W		Z4060	40 - 60	1/4" FPT-NEMA 3 Weather Proof	315.65



LOW PRESSURE

69	WEC		Z3050	30 - 50	1/4" FPT-NEMA 1-Gard All	113.64
69	WFC		Z2040	20 - 40	1/4" FPT-NEMA 1-Gard All	142.06


HUBBELL BRAND CLASS 69 SPECIAL APPLICATION PRESSURE SWITCH - WATER/AIR SYSTEMS

PART NUMBER				PRES SETTING		LIST
CLASS	TYPE	FORM	CODE	CLOSE-OPEN	CONNECTION / DESCRIPTION	PRICE-A
69	WR7		Z12595	125 - 95	1/4" FPT-NEMA 1-Reverse Action	145.19
69	WR6		Z10075	100 - 75	1/4" FPT-NEMA 1-Reverse Action	119.94
69	WR5		Z5030	50 - 30	1/4" FPT-NEMA 1-Reverse Action	145.19
69	WR5L		Z5030	50 - 30	1/4" FPT Reverse Action Auto Off	145.20
69	WR3		Z105	10 - 5	1/4" FPT-NEMA 1-Reverse Action	145.19
69	WR2		Z73	7 - 3	1/4" FPT-NEMA 1-Reverse Action	145.19
69	WC7		Z12	12	1/4" FPT-NEMA 1-Gard-It	107.31
69	WH6		Z80	80	1/4" FPT-NEMA 1-Hi-Gard	97.87



HUBBELL BRAND CLASS 69J PRESSURE SWITCH - AIR SYSTEM

PART NUMBER				PRES SETTING		LIST
CLASS	TYPE	FORM	CODE	CLOSE-OPEN	CONNECTION / DESCRIPTION	PRICE-A
69	JF6		Z80100	80 - 100	1/4" FPT-NEMA 1 - General Purpose	80.47
69	JF6	L	Z80100	80 - 100	1/4" FPT-NEMA 1 - Lever	85.42
69	JF6	LY	Z80100	80 - 100	1/4" FPT-NEMA 1 - Lever & Unloader	101.01
69	JF6	Y	Z80100	80 - 100	1/4" FPT-NEMA 1 - Unloader Valve	94.70
69	JG6		Z80100	80 - 100	1/4" FPT-NEMA 1 - General Purpose	85.25
69	JG6	Y	Z80100	80 - 100	1/4" FPT-NEMA 1 - Unloader Valve	105.75
69	JF7		Z95125	95 - 125	1/4" FPT-NEMA 1 - General Purpose	80.47
69	JF7	L	Z95125	95 - 125	1/4" FPT-NEMA 1 - Lever	85.26
69	JF7	LY	Z95125	95 - 125	1/4" FPT-NEMA 1 - Lever & Unloader	101.01
69	JF7	Y	Z95125	95 - 125	1/4" FPT-NEMA 1 - Unloader valve	97.88
69	JG7		Z95125	95 - 125	1/4" FPT-NEMA 1 - General Purpose	85.25
69	JG7	L	Z95125	95 - 125	1/4" FPT-NEMA 1 - Lever	91.57
69	JG7	LY	Z95125	95 - 125	1/4" FPT-NEMA 1 - Lever & Unloader	108.90
69	JG7	Y	Z95125	95 - 125	1/4" FPT-NEMA 1 - Unloader Valve	105.73
69	JF8		Z115150	115 - 150	1/4" FPT-NEMA 1 - General Purpose	80.47
69	JF8	L	Z115150	115 - 150	1/4" FPT-NEMA 1 - Lever	86.79
69	JF8	LY	Z115150	115 - 150	1/4" FPT-NEMA 1 - Lever & Unloader	101.01
69	JF8	Y	Z115150	115 - 150	1/4" FPT-NEMA 1 - Unloader Valve	97.88
69	JG8		Z115150	115 - 150	1/4" FPT-NEMA 1 - General Purpose	91.56
69	JG8	L	Z115150	115 - 150	1/4" FPT-NEMA 1 - Lever	97.89
69	JG8	LY	Z115150	115 - 150	1/4" FPT-NEMA 1 - Lever & Unloader	108.90
69	JG8	Y	Z115150	115 - 150	1/4" FPT-NEMA 1 - Unloader Valve	105.73



HUBBELL BRAND CLASS 69H HEAVY DUTY PRESSURE SWITCH - AIR SYSTEM

PART NUMBER				PRES SETTING		LIST
CLASS	TYPE	FORM	CODE	CLOSE-OPEN	CONNECTION / DESCRIPTION	PRICE-A
69	HA1		Z115150	115 - 150	3/8" FPT NEMA 1 - General Purpose	373.74
69	HAU1		Z115150	115 - 150	3/8" FPT NEMA 1 - with Unloader Valve	378.78
69	HA2		Z100125	100 - 125	3/8" FPT NEMA 1 - General Purpose	380.08
69	HAU2		Z100125	100 - 125	3/8" FPT NEMA 1 - with Unloader Valve	380.08
69	HAU3		Z3040	30 - 40	3/8" FPT NEMA 1 - with Unloader Valve	361.07
69	HBU1		Z115150	115 - 150	3/8" FPT NEMA 1 - with Unloader Valve	380.08