


# INDUSTRIAL FITTINGS 2022

25th ANNIVERSARY COVER



*Green Line*<sup>®</sup>

CANADIAN OWNED SINCE 1967  
COAST TO COAST IN 2022



**Surrey BC:**  
**Head office & BC distribution center**

**GreenLine<sup>®</sup>.com**



**Edmonton - AB distribution center**



**Saskatoon**



**Vancouver - Service branch**



**Calgary - Foothills distribution center**



**Winnipeg**



**Langley - Service branch**



**Calgary - Blackfoot service branch**



**Mississauga**



**Richmond - Service branch**



**Leduc - Service branch**



**St. Laurent**



**Victoria - Service branch**



















**Woodstock - Service branch**



**Dartmouth**



<i>PAGE 3... Cam-locks, fuel hose fittings, fuel nozzles, tank fittings . . . . .</i>		<i>Cam-Locks &amp; Fuel</i>	<b>1</b>
<i>PAGE 19... Combination nipples, menders, short shanks, strainers . . . . .</i>		<i>Hose Shanks &amp; Strainers</i>	<b>2</b>
<i>PAGE 28... Universals, double-lock, ground joint, mining fittings . . . . .</i>		<i>Air &amp; Mining</i>	<b>3</b>
<i>PAGE 34... Quick couplings for air, water &amp; hydraulic . . . . .</i>		<i>Quick Couplings</i>	<b>4</b>
<i>PAGE 57... Fire hose couplings, forestry fittings, nozzles, hydrant adapters. . . . .</i>		<i>Fire &amp; Hydrant</i>	<b>5</b>
<i>PAGE 66... Garden nozzles &amp; adapters, pressure washer accessories . . . . .</i>		<i>Garden &amp; Pressure Wash</i>	<b>6</b>
<i>PAGE 71... Brass hose barbs, pipe fittings, flare fittings . . . . .</i>		<i>Brass</i>	<b>7</b>
<i>PAGE 82... Truck air brake fittings for hose &amp; tubing . . . . .</i>		<i>Truck</i>	<b>8</b>
<i>PAGE 86... Push-to-connect fittings for tubing . . . . .</i>		<i>Push-to-Connect</i>	<b>9</b>
<i>PAGE 92... Nylon &amp; polypropylene fittings . . . . .</i>		<i>Nylon &amp; Polypropylene</i>	<b>10</b>
<i>PAGE 95... Gear clamps, T-bolt, punch clamps, support clamps, strapping, ferrules . . . . .</i>		<i>Clamps &amp; Ferrules</i>	<b>11</b>
<i>PAGE 112... Valves: ball, gate, check, angle, drain, &amp; ground plug valves . . . . .</i>		<i>Valves</i>	<b>12</b>
<i>PAGE 118... Malleable &amp; carbon steel pipe fittings, forged steel, hammer unions, . . . . .</i>		<i>Iron &amp; Steel Pipe Fittings</i>	<b>13</b>
<i>PAGE 130... Stainless Steel pipe fittings, hose barbs, &amp; sanitary couplings . . . . .</i>		<i>Stainless &amp; Sanitary</i>	<b>14</b>
<i>PAGE 136... Sandblast, slurry, &amp; concrete fittings. . . . .</i>		<i>Material Handling</i>	<b>15</b>
<i>PAGE 140... Gauges, regulators, blow guns, sealants &amp; tools . . . . .</i>		<i>Gauges &amp; Accessories</i>	<b>16</b>
<i>PAGE 158... Technical Information &amp; Index . . . . .</i>		<i>Index</i>	<b>17</b>

## Buy from us & get the Green Line advantage...

- ✓ Proven product quality and reliability at competitive prices.
- ✓ Large inventories at convenient shipping points across Canada.
- ✓ Many popular hose assemblies pre-made for convenience & quick delivery.
- ✓ If it's in this catalog... it's in our warehouse, ready to be shipped.
- ✓ The friendliest, most experienced & knowledgeable staff in the business.
- ✓ Dealer sales aids including labels, charts, posters & signs.
- ✓ Same day shipping for most orders.
- ✓ No order minimums.

If you can't find it...  
Call us at any of the  
toll-free numbers on the  
back cover

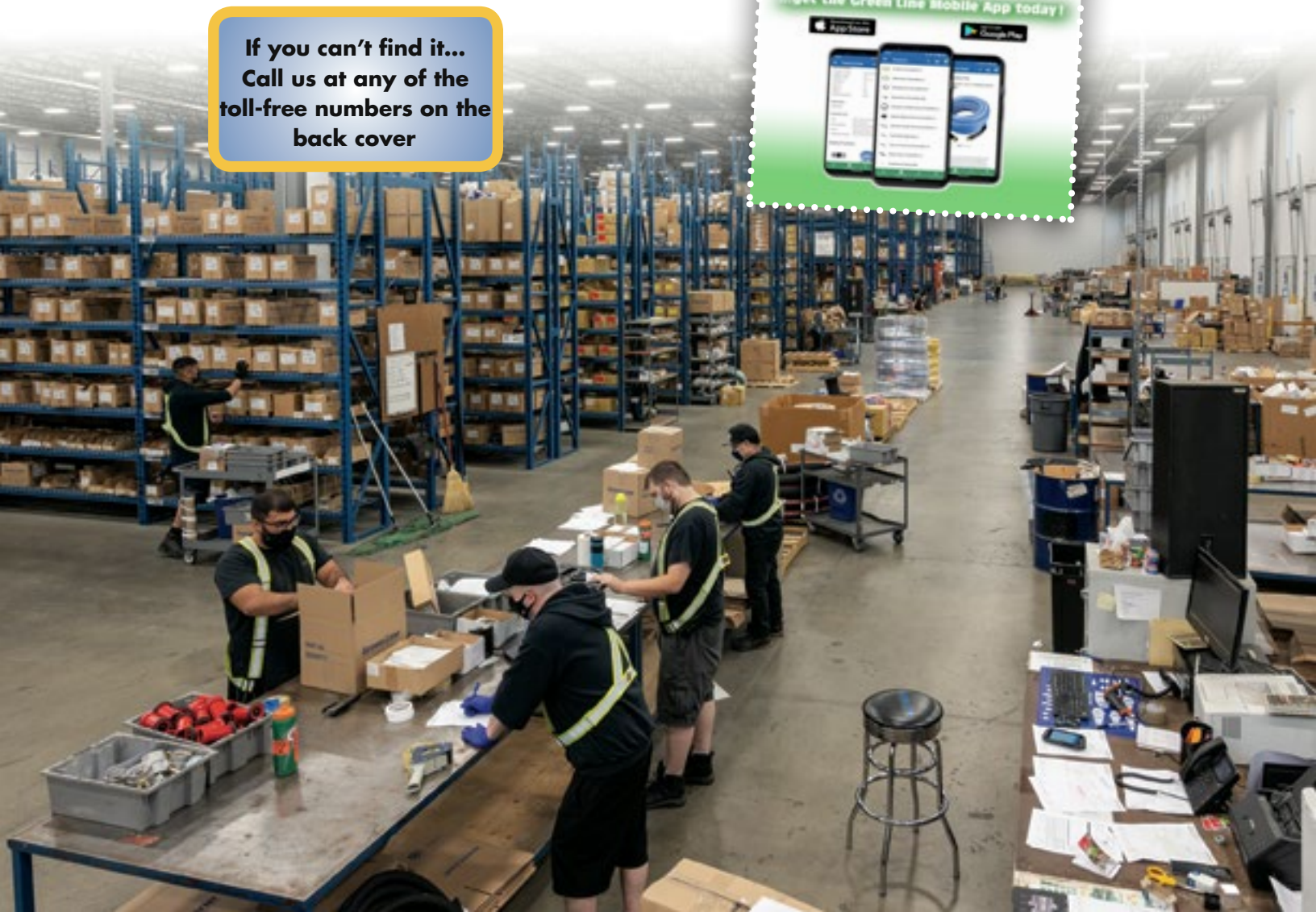
**Sizing:** Fitting sizes are generally expressed as a dash size given in 100th's of an inch. Double dash sizes indicate the nominal thread size first, and the hose shank size second. For example, a G23S-050-075 steel hose barb has a 1/2" pipe thread and a 3/4" hose shank. Flare and other brass fittings are listed in 16th's of an inch.

**Stock:** The items shown in this catalog are generally all in common use and in stock for immediate delivery. If you can't find what you need in this book or in our other catalogs, please call us.

**Attaching:** Labour charges for fitting installation vary by hose size (I.D.). Clamp or ferrule costs must also be added. If you are in doubt, please call us for a quote. Remember, commonly used assemblies are shown as pre-made units in our hose catalog.

**Testing:** Fittings attached using good workmanship generally do not require testing prior to use. However, some environmentally sensitive or potentially dangerous applications call for proof pressure testing, conductivity testing, or periodical inspection and testing. We can provide these services upon request at our facilities.

**GreenLine<sup>®</sup>Hose.com**



# ALUMINUM CAM-LOCKS

Our aluminum cam-locks are manufactured from aluminum alloy 384 (JIS grade ADS12) and feature type 316 stainless pins, forged brass handles, and plated steel finger rings. G65 couplings fit Commercial Item Description (CID) #A-A-59326B for sizes 3/4" to 6" and will interchange with other couplings that meet this specification. No government standard has been established for 1/2", 8" and 10" so different manufacturers' couplings may not interchange in this size. Female couplers are supplied with locking clips.

Aluminum working pressures:

1/2" to 2"	250 psi
2 1/2" to 4"	150
5" & 6"	75
8"	50
10"	50

Standard gaskets are rated to 105°C (221°F)

**Part No.      Size      IMPA Code**

**G65A... PART A FEMALE NPT ADAPTER**

G65A-050	1/2"	35-17-01
G65A-075	3/4"	35-17-02
G65A-100	1"	35-17-03
G65A-125	1 1/4"	35-17-04
G65A-150	1 1/2"	35-17-05
G65A-200	2"	35-17-06
G65A-250	2 1/2"	35-17-07
G65A-300	3"	35-17-08
G65A-400	4"	35-17-09
G65A-500	5"	35-17-10
G65A-600	6"	35-17-11
G65A-800	8"	35-17-12
G65A-1000	10"	



**G65B... PART B MALE NPT COUPLER**

G65B-050	1/2"	35-18-51
G65B-075	3/4"	35-18-52
G65B-100	1"	35-18-53
G65B-125	1 1/4"	35-18-54
G65B-150	1 1/2"	35-18-55
G65B-200	2"	35-18-56
G65B-250	2 1/2"	35-18-57
G65B-300	3"	35-18-58
G65B-400	4"	35-18-59
G65B-500	5"	35-18-60
G65B-600	6"	35-18-61
G65B-800	8"	35-18-62t
G65B-1000	10"	



**G65DC... PART DC DUST CAP**

G65DC-050	1/2"	
G65DC-075	3/4"	35-20-51
G65DC-100	1"	35-20-52
G65DC-125	1 1/4"	35-20-53
G65DC-150	1 1/2"	35-20-54
G65DC-200	2"	35-20-55
G65DC-250	2 1/2"	35-20-56
G65DC-300	3"	35-20-57
G65DC-400	4"	35-20-58
G65DC-500	5"	35-20-59
G65DC-600	6"	35-20-60
G65DC-800	8"	35-20-61
G65DC-1000	10"	



**Part No.      Size      IMPA Code**

**G65D... PART D FEMALE NPT COUPLER**

G65D-050	1/2"	35-18-01
G65D-075	3/4"	35-18-02
G65D-100	1"	35-18-03
G65D-125	1 1/4"	35-18-04
G65D-150	1 1/2"	35-18-05
G65D-200	2"	35-18-06
G65D-250	2 1/2"	35-18-07
G65D-300	3"	35-18-08
G65D-400	4"	35-18-09
G65D-500	5"	35-18-10
G65D-600	6"	35-18-11
G65D-800	8"	35-18-12
G65D-1000	10"	



**G65F... PART F MALE NPT ADAPTER**

G65F-050	1/2"	35-17-51
G65F-075	3/4"	35-17-52
G65F-100	1"	35-17-53
G65F-125	1 1/4"	35-17-54
G65F-150	1 1/2"	35-17-55
G65F-200	2"	35-17-56
G65F-250	2 1/2"	35-17-57
G65F-300	3"	35-17-58
G65F-400	4"	35-17-59
G65F-500	5"	35-17-60
G65F-600	6"	35-17-61
G65F-800	8"	35-17-62
G65F-1000	10"	



**G65DP... PART DP DUST PLUG**

G65DP-050	1/2"	
G65DP-075	3/4"	35-19-51
G65DP-100	1"	35-19-52
G65DP-125	1 1/4"	35-19-53
G65DP-150	1 1/2"	35-19-54
G65DP-200	2"	35-19-55
G65DP-250	2 1/2"	35-19-56
G65DP-300	3"	35-19-57
G65DP-400	4"	35-19-58
G65DP-500	5"	35-19-59
G65DP-600	6"	35-19-60
G65DP-800	8"	35-19-61
G65DP-1000	10"	



**Safety Note: Cam-locks should not be used with compressed air or other compressed gases.**

## ALUMINUM CAM-LOCKS

Part No.	Size	IMPA Code
----------	------	-----------

**G65C... PART C HOSE SHANK COUPLER**

G65C-050	1/2"	
G65C-075	3/4"	35-20-01
G65C-100	1"	35-20-02
G65C-125	1 1/4"	35-20-03
G65C-150	1 1/2"	35-20-04
G65C-200	2"	35-20-05
G65C-250	2 1/2"	35-20-06
G65C-300	3"	35-20-07
G65C-400	4"	35-20-08
G65C-500	5"	35-20-09
G65C-600	6"	35-20-10
G65C-800	8"	35-20-11
G65C-1000	10"	




Part No.	Size	IMPA Code
----------	------	-----------

**G65E... PART E HOSE SHANK ADAPTER**

G65E-050	1/2"	
G65E-075	3/4"	35-19-01
G65E-100	1"	35-19-02
G65E-125	1 1/4"	35-19-03
G65E-150	1 1/2"	35-19-04
G65E-200	2"	35-19-05
G65E-250	2 1/2"	35-19-06
G65E-300	3"	35-19-07
G65E-400	4"	35-19-08
G65E-500	5"	35-19-09
G65E-600	6"	35-19-10
G65E-800	8"	35-19-11
G65E-1000	10"	



G65C & G65E fittings feature a collar that, when used with G3F crimp ferrules, locks the coupling to the ferrule for extra fitting retention in sizes 2", 3", 4", and 6". G65C & G65E fittings can be crimped or clamped depending on customer preference.



when crimped,  
the ferrule  
locks into the  
coupling collar  
as shown...

**Safety Note:** Cam-locks should not be used with compressed air or other compressed gases.

# JUMP SIZE CAM-LOCKS

Part No. Cam size Thread or shank size

**G65A... PART A FEMALE NPT ADAPTER**

G65A-200-300	2"	3"
G65A-300-200	3"	2"
G65A-300-400	3"	4"
G65A-400-300	4"	3"



**G65B... PART B MALE NPT COUPLER**

G65B-200-300	2"	3"
G65B-300-200	3"	2"
G65B-300-400	3"	4"
G65B-400-300	4"	3"



**G65C... PART C HOSE SHANK COUPLER**

G65C-300-200	3"	2"
G65C-300-250	3"	2 1/2"
G65C-300-400	3"	4"
G65C-400-300	4"	3"



Part No. Cam size Thread or shank size

**G65D... PART D FEMALE NPT COUPLER**

G65D-200-150	2"	1 1/2"
G65D-300-200	3"	2"
G65D-400-300	4"	3"



**G65E... PART E HOSE SHANK ADAPTER**

G65E-300-200	3"	2"
G65E-300-250	3"	2 1/2"
G65E-300-400	3"	4"
G65E-400-300	4"	3"



**G65F... PART F MALE NPT ADAPTER**

G65F-200-300	2"	3"
G65F-300-200	3"	2"
G65F-300-400	3"	4"
G65F-400-300	4"	3"



# SPECIALTY ALUMINUM CAM-LOCKS

Part No. Size Size

**G65AA... ALUMINUM DOUBLE MALE ADAPTER**

G65AA-150-150	1 1/2"	1 1/2"
G65AA-200-200	2"	2"
G65AA-300-200	3"	2"
G65AA-300-300	3"	3"
G65AA-400-300	4"	3"
G65AA-400-400	4"	4"
G65AA-600-400	6"	4"
G65AA-600-600	6"	6"



Part No. Size Size

**G65CA90... ELBOW COUPLER**

	Female Size	Male Size
G65CA90-200	2"	2"
G65CA90-300	3"	3"
G65CA90-400	4"	4"
G65CA90-600	6"	6"



**G65CA... ALUMINUM REDUCER ADAPTER**

	Female Size	Male Size
G65CA-150-200	1 1/2"	2"
G65CA-200-150	2"	1 1/2"
G65CA-200-300	2"	3"
G65CA-200-400	2"	4"
G65CA-300-200	3"	2"
G65CA-300-400	3"	4"
G65CA-400-200	4"	2"
G65CA-400-300	4"	3"
G65CA-400-500	4"	5"
G65CA-400-600	4"	6"
G65CA-500-400	5"	4"
G65CA-600-300	6"	3"
G65CA-600-400	6"	4"
G65CA-800-600	8"	6"



**G65DD... ALUMINUM DOUBLE FEMALE COUPLER**

G65DD-200-200	2"	2"
G65DD-300-200	3"	2"
G65DD-300-300	3"	3"
G65DD-400-300	4"	3"
G65DD-400-400	4"	4"
G65DD-600-600	6"	6"



**Safety Note: Cam-locks should not be used with compressed air or other compressed gases.**

# SPECIALTY ALUMINUM CAM-LOCKS

Part No. Size

## G65AFL... FLANGE ADAPTER

G65AFL-200 2"  
G65AFL-300 3"  
G65AFL-400 4"  
G65AFL-600 6"



Part No. Size

## G65DFL... FLANGE COUPLER

G65DFL-400 4"  
G65DFL-600 6"



## G65DCL... LOCKABLE DUST CAP

Arms can be secured with a pad-lock (lock not included)

G65DCL-150 1 1/2"  
G65DCL-200 2"  
G65DCL-300 3"  
G65DCL-400 4"



## G66LB... RING STYLE LOCKING ARM MALE NPT COUPLER

G66LB-200 2"  
G66LB-300 3"  
G66LB-400 4"



## G65LC... LOCKING ARM HOSE SHANK COUPLER

G65LC-200 2"  
G65LC-300 3"  
G65LC-400 4"



## G66LC... RING STYLE LOCKING ARM HOSE SHANK COUPLER

G66LC-200 2"  
G66LC-300 3"  
G66LC-400 4"  
G66LC-600 6"



## G65LD... LOCKING ARM FEMALE NPT COUPLER

G65LD-200 2"  
G65LD-300 3"  
G65LD-400 4"



## G66LD... RING STYLE LOCKING ARM FEMALE NPT COUPLER

G66LD-200 2"  
G66LD-300 3"  
G66LD-400 4"  
G66LD-600 6"



## G65LDC... LOCKING ARM DUST CAP

G65LDC-200 2"  
G65LDC-300 3"  
G65LDC-400 4"



## G66LDC... RING STYLE LOCKING ARM DUST CAP

G66LDC-200 2"  
G66LDC-300 3"  
G66LDC-400 4"  
G66LDC-600 6"



**Safety Note: Cam-locks should not be used with compressed air or other compressed gases.**



# NYLON CAM-LOCKS

Nylon and Polypropylene cam-locks are fibreglass reinforced for extra strength. They are often used where weight is a concern; for example on portable forest fire fighting equipment. All sizes come complete with stainless arms. The yellow nylon parts are favored for their strength, while black polypropylene is more economical, and suitable for a wider range of chemicals. Female couplers are supplied with locking clips. Nylon parts are shown here.

**\*WORKING PRESSURES AT 20°C:**

3/4" to 2"      100 psi  
 3" & 4"      50 psi

\*As temperatures rise, working pressures for these cam-locks drops dramatically. At 93°C, pressure ratings are reduced by 50% for nylon and polypropylene fittings.

**Part No.      Size**

**G65NA NYLON PART A FEMALE NPT ADAPTER**

G65NA-100      1"  
 G65NA-150      1 1/2"  
 G65NA-200      2"  
 G65NA-300      3"  
 G65NA-400      4"



**Part No.      Size**

**G65NE... NYLON PART E HOSE SHANK ADAPTER**

G65NE-100      1"  
 G65NE-150      1 1/2"  
 G65NE-200      2"  
 G65NE-300      3"  
 G65NE-400      4"



**G65NB... NYLON PART B MALE NPT COUPLER**

G65NB-100      1"  
 G65NB-150      1 1/2"  
 G65NB-200      2"  
 G65NB-300      3"  
 G65NB-400      4"



**G65NF... NYLON PART F MALE NPT ADAPTER**

G65NF-100      1"  
 G65NF-150      1 1/2"  
 G65NF-200      2"  
 G65NF-300      3"  
 G65NF-400      4"



**G65NC... NYLON PART C HOSE SHANK COUPLER**

G65NC-100      1"  
 G65NC-150      1 1/2"  
 G65NC-200      2"  
 G65NC-300      3"  
 G65NC-400      4"



**G65NDC... NYLON PART DC DUST CAP**

G65NDC-100      1"  
 G65NDC-150      1 1/2"  
 G65NDC-200      2"  
 G65NDC-300      3"  
 G65NDC-400      4"



**G65ND... NYLON PART D FEMALE NPT COUPLER**

G65ND-100      1"  
 G65ND-150      1 1/2"  
 G65ND-200      2"  
 G65ND-300      3"  
 G65ND-400      4"



**G65NDP... NYLON PART DP DUST PLUG**

G65NDP-100      1"  
 G65NDP-150      1 1/2"  
 G65NDP-200      2"  
 G65NDP-300      3"  
 G65NDP-400      4"



**Safety Note: Cam-locks should not be used with compressed air or other compressed gases.**

# POLYPROPYLENE CAM-LOCKS

\*WORKING PRESSURES AT 20°C:

3/4" to 2"      100 psi  
3" & 4"      50 psi

\*As temperatures rise, working pressures for these cam-locks drops dramatically. At 93°C, pressure ratings are reduced by 50% for nylon and polypropylene fittings.



*Note: Polypropylene Buttress Adapters can be found in the Nylon & Polypropylene Section.*

**Part No.**      **Size**

## G65PA... POLYPROPYLENE PART A FEMALE NPT ADAPTER

G65PA-075      3/4"  
G65PA-100      1"  
G65PA-125      1 1/4"  
G65PA-150      1 1/2"  
G65PA-200      2"  
  
G65PA-300      3"  
G65PA-400      4"



**Part No.**      **Size**

## G65PE... POLYPROPYLENE PART E HOSE SHANK ADAPTER

G65PE-075      3/4"  
G65PE-100      1"  
G65PE-125      1 1/4"  
G65PE-150      1 1/2"  
G65PE-200      2"  
  
G65PE-300      3"  
G65PE-400      4"



## G65PB... POLYPROPYLENE PART B MALE NPT COUPLER

G65PB-075      3/4"  
G65PB-100      1"  
G65PB-125      1 1/4"  
G65PB-150      1 1/2"  
G65PB-200      2"  
  
G65PB-300      3"  
G65PB-400      4"



## G65PF... POLYPROPYLENE PART F MALE NPT ADAPTER

G65PF-075      3/4"  
G65PF-100      1"  
G65PF-125      1 1/4"  
G65PF-150      1 1/2"  
G65PF-200      2"  
  
G65PF-300      3"  
G65PF-400      4"



## G65PC... POLYPROPYLENE PART C HOSE SHANK COUPLER

G65PC-075      3/4"  
G65PC-100      1"  
G65PC-125      1 1/4"  
G65PC-150      1 1/2"  
G65PC-200      2"  
  
G65PC-300      3"  
G65PC-400      4"



## G65PDC... POLYPROPYLENE PART DC DUST CAP

G65PDC-075      3/4"  
G65PDC-100      1"  
G65PDC-125      1 1/4"  
G65PDC-150      1 1/2"  
G65PDC-200      2"  
  
G65PDC-300      3"  
G65PDC-400      4"



## G65PD... POLYPROPYLENE PART D FEMALE NPT COUPLER

G65PD-075      3/4"  
G65PD-100      1"  
G65PD-125      1 1/4"  
G65PD-150      1 1/2"  
G65PD-200      2"  
  
G65PD-300      3"  
G65PD-400      4"



## G65PDP... POLYPROPYLENE PART DP DUST PLUG

G65PDP-075      3/4"  
G65PDP-100      1"  
G65PDP-125      1 1/4"  
G65PDP-150      1 1/2"  
G65PDP-200      2"  
  
G65PDP-300      3"  
G65PDP-400      4"



**Safety Note: Cam-locks should not be used with compressed air or other compressed gases.**

# BRASS CAM-LOCKS

Brass cam-locks are used where the application requires corrosion resistance or extra strength. For example, they are popular in marine refueling where durability, salt water resistance, and non-sparking features are all important. G65BR couplings are manufactured from copper alloy grade 377 to the Commercial Item Description (CID) #A-A-59326B specification. Female couplers are supplied with locking clips.

### BRASS WORKING PRESSURES:

1/2" to 2"	250 psi
2-1/2" to 4"	150
5" & 6"	75
8"	50
Standard gaskets are rated to 105°C (221°F)	

Part No.	Size	IMPA Code
----------	------	-----------

### G65BRA... BRASS PART A FEMALE NPT ADAPTER

G65BRA-075	3/4"	35-17-16
G65BRA-100	1"	35-17-17
G65BRA-125	1 1/4"	35-17-18
G65BRA-150	1 1/2"	35-17-19
G65BRA-200	2"	35-17-20
G65BRA-250	2 1/2"	35-17-21
G65BRA-300	3"	35-17-22
G65BRA-400	4"	35-17-23
G65BRA-600	6"	35-17-25



### G65BRB... BRASS PART B MALE NPT COUPLER

G65BRB-075	3/4"	35-18-66
G65BRB-100	1"	35-18-67
G65BRB-125	1 1/4"	35-18-68
G65BRB-150	1 1/2"	35-18-69
G65BRB-200	2"	35-18-70
G65BRB-250	2 1/2"	35-18-71
G65BRB-300	3"	35-18-72
G65BRB-400	4"	35-18-73
G65BRB-600	6"	35-18-75



### G65BRC... BRASS PART C HOSE SHANK COUPLER

G65BRC-075	3/4"	35-20-15
G65BRC-100	1"	35-20-16
G65BRC-125	1 1/4"	35-20-17
G65BRC-150	1 1/2"	35-20-18
G65BRC-200	2"	35-20-19
G65BRC-250	2 1/2"	35-20-20
G65BRC-300	3"	35-20-21
G65BRC-400	4"	35-20-22
G65BRC-600	6"	35-20-24



### G65BRD... BRASS PART D FEMALE NPT COUPLER

G65BRD-075	3/4"	35-18-16
G65BRD-100	1"	35-18-17
G65BRD-125	1 1/4"	35-18-18
G65BRD-150	1 1/2"	35-18-19
G65BRD-200	2"	35-18-20
G65BRD-250	2 1/2"	35-18-21
G65BRD-300	3"	35-18-22
G65BRD-400	4"	35-18-23
G65BRD-600	6"	35-18-25



Number	Size	IMPA Code
--------	------	-----------

### G65BRE... BRASS PART E HOSE SHANK ADAPTER

G65BRE-075	3/4"	35-19-15
G65BRE-100	1"	35-19-16
G65BRE-125	1 1/4"	35-19-17
G65BRE-150	1 1/2"	35-19-18
G65BRE-200	2"	35-19-19
G65BRE-250	2 1/2"	35-19-20
G65BRE-300	3"	35-19-21
G65BRE-400	4"	35-19-22
G65BRE-600	6"	35-19-24



### G65BRF... BRASS PART F MALE NPT ADAPTER

G65BRF-075	3/4"	35-17-66
G65BRF-100	1"	35-17-67
G65BRF-125	1 1/4"	35-17-68
G65BRF-150	1 1/2"	35-17-69
G65BRF-200	2"	35-17-70
G65BRF-250	2 1/2"	35-17-71
G65BRF-300	3"	35-17-72
G65BRF-400	4"	35-17-73
G65BRF-600	6"	35-17-75



### G65BRDC... BRASS PART DC DUST CAP

G65BRDC-075	3/4"	35-20-65
G65BRDC-100	1"	35-20-66
G65BRDC-125	1 1/4"	35-20-67
G65BRDC-150	1 1/2"	35-20-68
G65BRDC-200	2"	35-20-69
G65BRDC-250	2 1/2"	35-20-70
G65BRDC-300	3"	35-20-71
G65BRDC-400	4"	35-20-72
G65BRDC-600	6"	35-20-74



### G65BRDP... BRASS PART DP DUST PLUG

G65BRDP-075	3/4"	35-19-65
G65BRDP-100	1"	35-19-66
G65BRDP-125	1 1/4"	35-19-67
G65BRDP-150	1 1/2"	35-19-68
G65BRDP-200	2"	35-19-69
G65BRDP-250	2 1/2"	35-19-70
G65BRDP-300	3"	35-19-71
G65BRDP-400	4"	35-19-72
G65BRDP-600	6"	35-19-74



**Safety Note: Cam-locks should not be used with compressed air or other compressed gases.**

# STAINLESS STEEL CAM-LOCKS

Our stainless couplings are manufactured from type 316 stainless for maximum corrosion resistance. Care is taken at the factory to ensure a smooth finish on wetted surfaces to minimize bacteria build-up in sanitary applications. Ductile iron cam-locks are not plated. Female couplers are supplied with locking clips.

## STAINLESS STEEL WORKING PRESSURES

3/4" to 2"	250 psi
2 1/2 to 4	150
6	100

Standard gaskets are rated to 105°C (221°F)

### Part No. Size IMPA Code

#### G65SSA... STAINLESS STEEL PART A FEMALE NPT ADAPTER

G65SSA-050	1/2"	
G65SSA-075	3/4"	35-17-32
G65SSA-100	1"	35-17-33
G65SSA-125	1 1/4"	35-17-34
G65SSA-150	1 1/2"	35-17-35
G65SSA-200	2"	35-17-36
G65SSA-250	2 1/2"	35-17-37
G65SSA-300	3"	35-17-38
G65SSA-400	4"	35-17-39
G65SSA-600	6"	35-17-41



### Part No. Size IMPA Code

#### G65SSD... STAINLESS STEEL PART D FEMALE NPT COUPLER

G65SSD-050	1/2"	
G65SSD-075	3/4"	35-18-32
G65SSD-100	1"	35-18-33
G65SSD-125	1 1/4"	35-18-34
G65SSD-150	1 1/2"	35-18-35
G65SSD-200	2"	35-18-36
G65SSD-250	2 1/2"	35-18-37
G65SSD-300	3"	35-18-38
G65SSD-400	4"	35-18-39
G65SSD-600	6"	35-18-41



#### G65SSB... STAINLESS STEEL PART B MALE NPT COUPLER

G65SSB-075	3/4"	35-18-82
G65SSB-100	1"	35-18-83
G65SSB-125	1 1/4"	35-18-84
G65SSB-150	1 1/2"	35-18-85
G65SSB-200	2"	35-18-86
G65SSB-250	2 1/2"	35-18-87
G65SSB-300	3"	35-18-88
G65SSB-400	4"	35-18-89
G65SSB-600	6"	35-18-91



#### G65SSF... STAINLESS STEEL PART F MALE NPT ADAPTER

G65SSF-050	1/2"	
G65SSF-075	3/4"	35-17-82
G65SSF-100	1"	35-17-83
G65SSF-125	1 1/4"	35-17-84
G65SSF-150	1 1/2"	35-17-85
G65SSF-200	2"	35-17-86
G65SSF-250	2 1/2"	35-17-87
G65SSF-300	3"	35-17-88
G65SSF-400	4"	35-17-89
G65SSF-600	6"	35-17-91



#### G65SSDC... STAINLESS STEEL PART DC DUST CAP

G65SSDC-050	1/2"	
G65SSDC-075	3/4"	35-20-81
G65SSDC-100	1"	35-20-82
G65SSDC-125	1 1/4"	35-20-83
G65SSDC-150	1 1/2"	35-20-84
G65SSDC-200	2"	35-20-85
G65SSDC-250	2 1/2"	35-20-86
G65SSDC-300	3"	35-20-87
G65SSDC-400	4"	35-20-88
G65SSDC-600	6"	35-20-90



#### G65SSDP... STAINLESS STEEL PART DP DUST PLUG


G65SSDP-075	3/4"	35-19-81
G65SSDP-100	1"	35-19-82
G65SSDP-125	1 1/4"	35-19-83
G65SSDP-150	1 1/2"	35-19-84
G65SSDP-200	2"	35-19-85
G65SSDP-250	2 1/2"	35-19-86
G65SSDP-300	3"	35-19-87
G65SSDP-400	4"	35-19-88
G65SSDP-600	6"	35-19-90



**Safety Note: Cam-locks should not be used with compressed air or other compressed gases.**

# STAINLESS STEEL CAM-LOCKS

G65SSC & G65SSE fittings feature a collar that, when used with G3F crimp ferrules, locks the coupling to the ferrule for extra fitting retention in sizes 2", 3", and 4". G65SSC & G65SSE fittings can be crimped or clamped depending on customer preference.



Part No.      Size      IMPA Code

### G65SSC... STAINLESS STEEL PART C HOSE SHANK COUPLER

G65SSC-075	3/4"	35-20-31
G65SSC-100	1"	35-20-32
G65SSC-125	1 1/4"	35-20-33
G65SSC-150	1 1/2"	35-20-34
G65SSC-200	2"	35-20-35
G65SSC-250	2 1/2"	35-20-36
G65SSC-300	3"	35-20-37
G65SSC-400	4"	35-20-38
G65SSC-600	6"	35-20-40



### G65SSE... STAINLESS STEEL PART E HOSE SHANK ADAPTER

G65SSE-075	3/4"	35-19-31
G65SSE-100	1"	35-19-32
G65SSE-125	1 1/4"	35-19-33
G65SSE-150	1 1/2"	35-19-34
G65SSE-200	2"	35-19-35
G65SSE-250	2 1/2"	35-19-36
G65SSE-300	3"	35-19-37
G65SSE-400	4"	35-19-38
G65SSE-600	6"	35-19-40



# SPECIALTY STAINLESS STEEL CAM-LOCKS

Part No.      Size      Size

### G65SSAA... STAINLESS STEEL DOUBLE MALE ADAPTER

G65SSAA-200-200	2"	2"
G65SSAA-300-200	3"	2"
G65SSAA-300-300	3"	3"
G65SSAA-400-300	4"	3"
G65SSAA-400-400	4"	4"



### G65SSDD... STAINLESS STEEL DOUBLE FEMALE ADAPTER

G65SSDD-200-200	2"	2"
G65SSDD-300-300	3"	3"
G65SSDD-400-400	4"	4"



Part No.      Size      Size

### G65SSCA... STAINLESS STEEL REDUCER

	Female	Male
G65SSCA-200-300	2"	3"
G65SSCA-300-200	3"	2"
G65SSCA-300-400	3"	4"
G65SSCA-400-300	4"	3"
G65SSCA-600-400	6"	4"



**Safety Note:** Cam-locks should not be used with compressed air or other compressed gases.

## STAINLESS STEEL LOCKING ARM CAM-LOCKS

Part No. Size

### G65SSLB... LOCKING ARM STAINLESS PART B MALE NPT COUPLER

G65SSLB-150	1 1/2"
G65SSLB-200	2
G65SSLB-300	3
G65SSLB-400	4



### G65SSLC... LOCKING ARM STAINLESS PART C HOSE SHANK COUPLER

G65SSLC-100	1"
G65SSLC-150	1 1/2"
G65SSLC-200	2
G65SSLC-300	3
G65SSLC-400	4



### G65SSLD... LOCKING ARM STAINLESS PART D FEMALE NPT COUPLER

G65SSLD-100	1"
G65SSLD-150	1 1/2"
G65SSLD-200	2
G65SSLD-300	3
G65SSLD-400	4



### G65SSLDC... LOCKING ARM STAINLESS PART DC DUST CAP

G65SSLDC-100	1"
G65SSLDC-150	1 1/2"
G65SSLDC-200	2
G65SSLDC-300	3
G65SSLDC-400	4



### G66SSLD... RING STYLE LOCKING ARM STAINLESS FEMALE NPT COUPLER

G66SSLD-300	3"
G66SSLD-400	4



**NEW**

## SAFETY BUMPS

Safety Bumps™ replace traditional cam and groove caps and plugs, providing a comfortable handle for the driver's hand and a "bump" that extends beyond the hose fittings and ears, protecting them from damage.

Safety Bumps™ are available in two, three and four inch, male and female models, in both hazardous and food grade configurations.

Safety Bumps™ are made from a glass-filled black composite with an antistatic additive. White food-grade certified fittings are available on special order, as are blue fittings for non-flammable products.

Standard black Safety Bumps™ are biodiesel and ethanol safe.

Part No. Size

### Safety Bump Dust Caps

G65SBDC-200	2"
G65SBDC-300	3
G65SBDC-400	4



### Safety Bump Dust Plugs

G65SBDP-200	2"
G65SBDP-300	3
G65SBDP-400	4



### Replacement Arms for Safety Bump Dust Caps

G65SBY-200	Fits 2"
G65SBY-300	Fits 3" & 4"



Safety Locks™ are a companion product for the Safety Bump™ product line.

Safety Lock™ eliminates the chance for cam-lock ears to open up during deliveries due to pulsing or vibration. Spills due to cam-lock ears opening up have plagued the industry for years. Velcro straps tear and wear out against the edges of the ears and, like various other ear locking solutions, are difficult to use with gloved hands.

Safety Locks™ are made from a rugged material for long life and work with Green Line® standard female hose fittings with split rings.

It is recommended that Safety Locks™ be tethered to either the hose fitting split ring or to a Safety Bump™ to prevent loss and to allow the cable to be used to easily remove the Safety Lock™.

### Safety Locks

G65SL-200	2"
G65SL-300	3
G65SL-400	4



**Safety Note: Cam-locks should not be used with compressed air or other compressed gases.**

# CAM-LOCK ACCESSORIES

Standard G65X Gaskets are made from buna-N (nitrile) rubber. We also stock common sizes of silicone gaskets, food grade EPDM gaskets, and Viton rubber gaskets. Other sizes of gaskets as well as gaskets of other material are available on special order.

<b>Temperature Range:</b>	G65X	-35°C (-31°F) to 105°C (221°F)
	G65VX	-18°C (0°F) to 180°C (356°F)
	G65EX	-40°C (-40°F) to 125°C (257°F)
	G65SX	-40°C (-40°F) to 200°C (392°F)

<b>Part No.</b>	<b>Size</b>
-----------------	-------------

### G65X... CAM-LOCK GASKET

G65X-050	1/2"
G65X-075	3/4"
G65X-100	1"
G65X-125	1 1/4"
G65X-150	1 1/2"
G65X-200	2"
G65X-250	2 1/2"
G65X-300	3"
G65X-400	4"
G65X-500	5"
G65X-600	6"
G65X-800	8"
G65X-1000	10"



### Extra Thick Gaskets:

G65THX-200	2"
G65THX-300	3"
G65THX-400	4"

### Food Grade EPDM Gaskets:

G65EX-075	3/4"
G65EX-100	1"
G65EX-125	1 1/4"
G65EX-150	1 1/2"
G65EX-200	2"
G65EX-300	3"
G65EX-400	4"



### Silicone Gaskets:

G65SX-200	2"
G65SX-300	3"
G65SX-400	4"



### Viton Gaskets:

G65VX-075	3/4"
G65VX-100	1"
G65VX-125	1 1/4"
G65VX-150	1 1/2"
G65VX-200	2"
G65VX-300	3"
G65VX-400	4"



### G65Y... BRASS CAM-ARM c/w finger ring & pin

G65Y-075	3/4"
G65Y-100	1"
G65Y-125	1 1/4" up to 2 1/2"
G65Y-300	3" up to 5"
G65Y-600	6"
G65Y-800	8" & 10"



### G65SSY... STAINLESS STEEL CAM-ARM c/w finger ring & pin

G65SSY-075	3/4"
G65SSY-100	1"
G65SSY-125	1 1/4" up to 2 1/2"
G65SSY-300	3" up to 4"
G65SSY-600	6"



<b>Part No.</b>	<b>Size</b>
-----------------	-------------

### G65LY... STAINLESS LOCKING CAM-ARM c/w pin & lock-plate

G65LY-200	2"
G65LY-300	3" up to 4"



Note: G65LY Locking Arms can only be installed on G65L series couplers

### G66LY... RING STYLE LOCKING CAM-ARM c/w ring

G66LY-300	3" to 5"
-----------	----------

Note: G66LY Locking Arms can only be installed on G66L series couplers.



### G65SC... CAM-LOCK SAFETY LOCK CLIP

G65SC	Safety clip
G65SC-600	Safety clip for 6"



### G65R... CAM-LOCK RING

G65R	Standard cam-lock ring
------	------------------------



### G65SSZ... SECURITY CHAIN WITH S-HOOKS

G65SSZX6	6" Stainless Steel
G65SSZX12	12" Stainless Steel



### G65VS... VELCRO ARM STRAPS

	Diameter	Cam-Lock Size
G65VS-200	2"-4"	1 1/4"-2 1/2"
G65VS-300	3 1/2"-6"	2 1/2"-4"
G65VS-400	4 1/2"-10"	4"-6"



### G65ST... ALUMINUM STRAINER

G65ST-200	2" NPT
G65ST-300	3" NPT
G65ST-400	4" NPT

This strainer has 1/4" holes and threads into female NPT threads.



### G65SST... STAINLESS STRAINER

G65SST-200	2" NPT
G65SST-300	3" NPT
G65SST-400	4" NPT



# COMPOSITE HOSE FITTINGS

Composite hose consists of multiple layers of thermoplastic film and fabric trapped between internal and external helix wires. The unique construction of composite hose requires the use of specially designed fittings and assembly methods. Swaged on fittings are attached using steel ferrules and a choice of nitrile, butyl, or Viton® seals. Please note, flanges are not included with our turned back flange nipple inserts.

Hose I.D.	Part No.	Weight Each (lb.)
-----------	----------	-------------------

### Nitrile Sealing Gasket

1½"	G82-150	0.02
2"	G82-200	0.07
3"	G82-300	0.09
4"	G82L-400	0.11
6"	G82-600	0.84



Hose I.D.	Part No.	Weight Each (lb.)
-----------	----------	-------------------



### Carbon Steel Male NPT Inserts

2"	G81-200	1.12
3"	G81-300	4.66
4"	G81-400	4.55
6"	G81-600	13.50



### Carbon Steel Ferrules

1½"	G83-150	0.26
2"	G83-200	0.51
3"	G83-300	0.84
4"	G83W-400	1.54
6"	G83-600	7.05



### Type 304 Stainless Steel Male NPT Inserts

1½"	G81SS-150	0.27
2"	G81SS-200	1.06
3"	G81SS-300	2.78
4"	G81SS-400	4.96
6"	G81SS-600	11.44



### Grooved Nipple Insert

6"	G81V-600	11.44
----	----------	-------



### Turned Back Flange Nipple Insert\*


4"	G81FL-400	11.02
6"	G81FL-600	17.64




### Type 316 Stainless Turned Back Flange Nipple Insert\*

4"	G81SSFL-400	11.02
6"	G81SSFL-600	17.64

\* flanges not included



Note: For composite hose support slings, see HB Hose Buns in the accessories section





## FUEL HOSE COUPLINGS

These low pressure couplings are designed for use with gravity feed or low pressure fuel dispensing hoses. The 3/4" & 1" sizes are made from diecast zinc with zinc dichromate plating. The 1 1/4" size is aluminum.

Part No.	Pipe Size	Hose Size	Pkg Qty
----------	-----------	-----------	---------

### G21Z... FARM TANK COUPLING

G21Z-075	3/4"	3/4"	5
G21Z-100	1"	1"	5



G33A-125	1 1/4"	1 1/4"	1
----------	--------	--------	---



## CURB PUMP CRIMP FITTINGS

G61C crimp fittings are machined from brass and chrome plated. Special o-rings used in the G61CX swivel fittings provide a long life with all modern fuel types. G63C ferrules are aluminum. These couplings are used to produce ULC approved assemblies at our approved and inspected assembly facility.

Part No.	Pipe Size	Hose I.D.	Hose O.D.
----------	-----------	-----------	-----------

### G61C... MALE NPT

G61C-075-113	3/4"	3/4"	1.13"
G61C-100-150	1"	1"	1.50"



### G61CX... LIVE SWIVEL MALE NPT

G61CX-075-113	3/4"	3/4"	1.13"
G61CX-100-150	1"	1"	1.50"



### G63C... CURB PUMP FERRULE

G63C-075-113	3/4"	1.13"
G63C-100-150	1"	1.50"



## INTERNAL EXPANSION & RE-USABLE CURB PUMP FITTINGS

These traditional style couplings are machined from brass and chrome plated. All curb pump fittings should be grounded to the wire reinforcement of the hose using a staple or pin during assembly. Correct matching of hose outside diameter to the coupling is necessary to ensure good coupling retention. Crimp fittings must be installed according to factory instructions

Part No.	Pipe Size	Hose I.D.	Hose O.D.
----------	-----------	-----------	-----------

### G21C... PERMANENT CURB PUMP FITTING

G21C-075-113	3/4"	3/4"	1.13"
G21C-100-150	1"	1"	1.50"



### G21CRLM... LIVE SWIVEL REUSABLE CURB PUMP FITTING

G21CRLM-075-113	3/4"	3/4"	1.13"
G21CRLM-075-125	3/4"	3/4"	1.25"
G21CRLM-100-150	1"	1"	1.50"



## INTERNAL EXPANSION COUPLINGS

Internal expansion couplings are manufactured from solid brass forgings. Ferrules are cold-drawn copper alloy. These couplings can only be installed using a Scovil type internal expansion machine. Internal expansion couplings are most commonly found in home fuel oil or marine refueling applications.

Part No.	Pipe Size	Hose Size
----------	-----------	-----------

### G61... BRASS MALE NPT

G61-100	1"	1"
G61-125	1 1/4"	1 1/4"
G61-150	1 1/2"	1 1/2"
G61-200	2"	2"



### G62... BRASS FEMALE NPSM

G62-100	1"	1"
G62-125	1 1/4"	1 1/4"
G62-150	1 1/2"	1 1/2"



### G63... FERRULES

	Hose I.D.
G63-100	1"
G63-125	1 1/4"
G63-150	1 1/2"
G63-200	2"



Specify ferrule letter designation from chart below to match hose O.D.

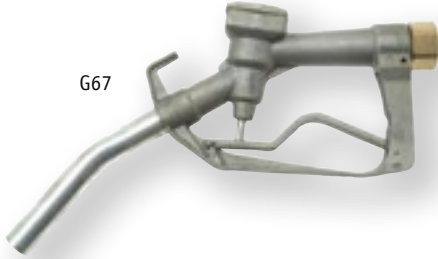
Hose I.D.	Hose O.D. and Ferrule Designation				
	AA	A	B	C	D
1"	1.47"	1.51"	1.55"		
1 1/4"	1.69	1.75	1.80	1.86"	
1 1/2"	1.97	2.04	2.10		2.22"
2"			2.59		

# FUEL HOSE NOZZLES

Utility nozzles are suitable for gravity feed or 12 volt utility pumps only. Please note that automotive filler necks on newer (unleaded gas) vehicles will only accept the 3/4" spout. The large capacity 1-1/4 nozzle is generally used for diesel service and is rated to 25 psi maximum.

## G67... UTILITY NOZZLES


G67-075-100 3/4" 1" NPT Basic Nozzle



G67


Note: Several of our utility nozzles previously carried a UL listing. Recently UL has changed some of the requirements that the nozzles must meet. The design changes required are cost prohibitive and so G67 products previously listed as G67UL are now listed as G67P. For customers requiring a UL listed nozzle, please see our G69 nozzles listed on the next page.

G67P-075-100 3/4" 1" 900W34S Premium with straight spout  
 G67P-100-100 1" 1" 900S Premium with straight spout



G67P

G67PB-075-100 3/4" 1" 900W34B Premium with bent spout  
 G67PB-100-100 1" 1" 900B Premium with bent spout



G67PB

G67-125-125 1 1/4" 1 1/4" 1250-94 Low pressure bulk nozzle



G67

G68 nozzles are designed for manual operation (no automatic shut-off) and are generally used for bulk oil delivery. G68A nozzles are used in card lock or industrial truck refueling stations and feature venturi type automatic shut-offs. Both series are aluminum construction with a bronze trigger and handle high pressures and flows up to 300 litres per minute. Please note that a minimum of 29 litres per minute of flow is required for the automatic shut-off to function. When supplied with a break-away spout, this nozzle meets UL/ULC requirements.

Part No.	Spout Size	Thread Size	Cross Reference	Description
----------	------------	-------------	-----------------	-------------

## G68... BULK DELIVERY NOZZLES

G68-125	1 1/4"	1 1/4" NPT	114D	Bulk delivery nozzle
G68-150	1 1/2"	1 1/2"	112D	Bulk delivery nozzle
G68A-150	1 1/2"	1 1/2"	1124D	Automatic shut off nozzle



G68A

G68AUL-150 1 1/2" 1 1/2" AN150 UL/ULC Automatic shut off nozzle



G68AUL

See Prices Online

The variety of fuel nozzles now available is quite staggering. Not only are there several brands with varying features, there are also several competing designs of vapor recovery systems in place in different geographic locations. Such vapor recovery systems include varying types of balance systems and vacuum assist systems that require the nozzle to be matched with the pumping and recovery system. Generally these products are supplied by the petroleum equipment distributors that service the pump equipment. Here we offer a limited range of the Husky conventional fueling nozzles, most often found in commercial and industrial dispensing applications.

**Note:** Due to changes in the National Fire Prevention Code, we can no longer sell nozzles with hold open clips unless they are pressure activated. This means that nozzles with hold open clips will not work on gravity feed systems. The pressure from the pump opens a check valve allowing the fuel to flow. All of the G69 nozzles shown are automatic shut-off and are ULC approved. Pressure activated nozzles require a minimum line pressure of 17 psi to activate flow.



3/4" Nozzle



1" Nozzle

Part Number	Cross Reference	Fuel	Thread Size	Hold Open Clip	Grip Color
<b>Nozzles without hold open clips (not pressure activated)</b>					
G69ULC-075-B	159408-04	unleaded gas	3/4" NPT	no	black
G69ULC-075-R	159408-02	unleaded gas	3/4"	no	red
G69ULC-100-B	173312-04	diesel or gas	1	no	black
G69ULC-100-R	173312-02	diesel or gas	1	no	red
G69ULC-100-Y	173312-05	diesel or gas	1	no	yellow*
<b>Nozzles with hold open clips (pressure activated)</b>					
G69PA-075-B	159504-04	unleaded gas	3/4" NPT	yes	black
G69PA-075-R	159504-02	unleaded gas	3/4"	yes	red
G69PA-100-B	177610-04	diesel or gas	1	yes	black
G69PA-100-R	177610-02	diesel or gas	1	yes	red
G69PA-100-Y	177610-05	diesel or gas	1	yes	yellow*
G69PA-LT-100-Y	651910-05	diesel or gas	1	yes	yellow*

**Husky Nozzle Features:**

- UL/ULC listed.
- Automatically shuts off when gas tank is full.
- Nozzle shuts off if it raises above horizontal or falls from the filler neck.
- 3/4" nozzle is regulated to 43 litres per minute (10 U.S. GPM) maximum.
- 1" nozzle is for high volume with flow rates up to 325 litres per minute (75 U.S.GPM).
- Smooth grip guards included (other colors are available - specify at time of ordering)
- Optional splash guards available in various colors.
- All 3/4" nozzles rated for use from -40°C (-40°F) to 60°C (140°F).
- All 1" nozzles rated for use from -20°C (-4°F) to 60°C (140°F) except for G69PA-LT-100-Y which is rated to -40°C (-40°F).

Part Number	Cross Reference	Description	Color
G69SG-B	1808-04	splash guard	black
G69SG-R	1808-02	splash guard	red
G69SG-Y	1808-05	splash guard	yellow*
G69HW-075-B	4145-04	hand warmer	black
G69HW-075-R	4145-02	hand warmer	red
G69HW-100-B	4740-04	hand warmer	black
G69HW-100-R	4740-02	hand warmer	red
G69HW-100-Y	4740-05	hand warmer	yellow*



\*Note: Yellow typically designates diesel service

**G0808BV... BREAKAWAY VALVES**



G0808BV



G0808BVR

Part Number	Cross Reference	Pipe Size	Description
G0808BV-075-075	2273	3/4"	Single use valve
G0808BVR-075-075	3360	3/4"	Re-connectable valve
G0808BVR-100-100	2276	1	Re-connectable valve

Part No.	Pipe Size/Material	Cross Reference
----------	--------------------	-----------------

**FUEL HOSE SWIVELS**

G1608XA-075	3/4" Aluminum/zinc	36S-5080
G1608XA-100	1" Aluminum/zinc	36S-5090



G1608XAU-075	360°- 3/4" Aluminum/zinc
G1608XAU-100	360°- 1" Aluminum/zinc



G1608XA-125	1 1/4" Aluminum	SWMF-125
G1608XA-150	1 1/2" Aluminum	SWMF-150
G1608XA-200	2" Aluminum	SWMF-200



The 2000L and 2500L are automatic pressure and vacuum relief caps for farm and industrial fuel storage tanks. The normally closed relief valve prevents fuel evaporation and dust contamination. It vents at 2psi pressure or 0.7"Hg vacuum. The body has an NPS male threaded body with a lockable cap (padlock not included).

Part No.	Description
----------	-------------

**LOCKING VENT CAP**

2000L	2" Locking Vent Cap
2500L	2 1/2" Locking Vent Cap

The lockable cap rotates to control gravity flow from above ground storage tanks. (Padlock not included)

**LOCKABLE ANGLE VALVES**

500AV	1" NPT Valve
525AV	1 1/4" NPT Valve

Due to the internal pressure build caused by the sloshing of fuel and heat expansion, vents for mobile tanks have a higher opening pressure than vents on stationary tanks. The pressure vents between 7.5 and 9 psi or 0.33" Hg vacuum. 200-PV-9 features an NPS male thread and is lockable to prevent theft and tampering (padlock not included).

**LOCKING VENT CAP FOR MOBILE TANKS**

200-PV-9	2" Locking Mobile Vent Cap
----------	----------------------------

# HOSE MENDERS

We offer hose menders in a variety of materials to suit the products being conveyed.

**Part No. Hose Size Pkg Qty**

## G20S... PLATED STEEL HOSE MENDER

G20S-038	3/8"	5
G20S-050	1/2"	5
G20S-063	5/8"	5
G20S-075	3/4"	5
G20S-100	1"	5
G20S-113	1 1/8"	5
G20S-125	1 1/4"	5
G20S-150	1 1/2"	5
G20S-200	2"	5
G20S-250	2 1/2"	5
G20S-300	3"	5
G20S-400	4"	5
G20S-500	5"	1
G20S-600	6"	1
G20S-800	8"	1
G20S-1000	10"	1
G20S-1200	12"	1



## G20SL... LONG STEEL HOSE MENDER

G20SL-150	1 1/2" x 9" long	5
G20SL-200	2" x 9" long	5



## G20B... BRASS HOSE MENDER

G20B-013	1/8"	1
G20B-019	3/16"	5
G20B-025	1/4"	5
G20B-031	5/16"	5
G20B-038	3/8"	5
G20B-050	1/2"	5
G20B-063	5/8"	1
G20B-075	3/4"	1
G20B-100	1"	1



**Part No. Hose Size Pkg Qty**

## G20N... NYLON HOSE MENDER

G20N-013	1/8"	10
G20N-019	3/16"	10
G20N-025	1/4"	10
G20N-031	5/16"	10
G20N-038	3/8"	10
G20N-038-025	3/8"	1/4" 10
G20N-050	1/2"	10
G20N-050-025	1/2"	1/4" 10
G20N-050-038	1/2"	3/8" 10
G20N-063	5/8"	10
G20N-063-038	5/8"	3/8" 10
G20N-063-050	5/8"	1/2" 10
G20N-075	3/4"	10
G20N-100	1"	10
G20N-125	1 1/4"	10
G20N-150	1 1/2"	10
G20N-200	2"	10



## G20M... COLLARED IRON HOSE MENDER

The collar on the following mender is designed for use with interlocking G29C style clamps for maximum holding strength.

G20M-050	1/2"	5
G20M-075	3/4"	5
G20M-100	1"	5
G20M-125	1 1/4"	5
G20M-150	1 1/2"	5
G20M-200	2"	5
G20M-250	2 1/2"	1
G20M-300	3"	1
G20M-400	4"	1



## G20SS... STAINLESS STEEL HOSE MENDER

G20SS-025	1/4"	1
G20SS-038	3/8"	1
G20SS-050	1/2"	1
G20SS-075	3/4"	1
G20SS-100	1"	1
G20SS-125	1 1/4"	1
G20SS-150	1 1/2"	1
G20SS-200	2"	1
G20SS-250	2 1/2"	1
G20SS-300	3"	1
G20SS-400	4"	1



# COMBINATION NIPPLES

Combination nipples are most commonly used for water suction and discharge hoses. However, the availability of a wide variety of materials has made them useful in many marine, chemical, and food applications.

Hose Shanks & Strainers

Part No.	Pipe Size	Hose Size	Pkg Qty
----------	-----------	-----------	---------

### G33... CARBON STEEL COMBINATION NIPPLE

G33-050	1/2"	1/2"	5
G33-075	3/4"	3/4"	5
G33-100	1"	1"	5
G33-125	1 1/4"	1 1/4"	5
G33-150	1 1/2"	1 1/2"	5
G33-200	2"	2"	5
G33-250	2 1/2"	2 1/2"	5
G33-300	3"	3"	5
G33-400	4"	4"	5
G33-500	5"	5"	1
G33-600	6"	6"	1
G33-800	8"	8"	1
G33-1000	10"	10"	1
G33-1200	12"	12"	1

#### Jump Sizes:

G33-100-125	1"	1 1/4"	1
G33-125-150	1 1/4"	1 1/2"	1
G33-150-125	1 1/2"	1 1/4"	1



### G33G... GALVANIZED STEEL COMBINATION NIPPLE

G33G-050	1/2"	1/2"	5
G33G-075	3/4"	3/4"	5
G33G-100	1"	1"	5
G33G-125	1 1/4"	1 1/4"	5
G33G-150	1 1/2"	1 1/2"	5
G33G-200	2"	2"	5
G33G-250	2 1/2"	2 1/2"	5
G33G-300	3"	3"	5
G33G-400	4"	4"	5
G33G-500	5"	5"	1
G33G-600	6"	6"	1
G33G-800	8"	8"	1
G33G-1000	10"	10"	1



#### Jump Sizes:

G33G-050-063	1/2"	5/8"	1
G33G-075-088	3/4"	7/8"	1
G33G-075-100	3/4"	1"	1
G33G-100-075	1"	3/4"	1
G33G-100-113	1"	1 1/8"	1
G33G-100-125	1"	1 1/4"	1
G33G-125-100	1 1/4"	1"	1
G33G-125-150	1 1/4"	1 1/2"	1
G33G-150-125	1 1/2"	1 1/4"	1
G33G-150-200	1 1/2"	2"	1
G33G-200-150	2"	1 1/2"	1
G33G-200-250	2"	2 1/2"	1
G33G-250-200	2 1/2"	2"	1
G33G-250-300	2 1/2"	3"	1
G33G-300-250	3"	2 1/2"	1
G33G-300-400	3"	4"	1



Part No.	Size	Pkg Qty
----------	------	---------

### G33SS... TYPE 304 STAINLESS STEEL COMBINATION NIPPLE

G33SS-050	1/2"	5
G33SS-075	3/4"	5
G33SS-100	1"	5
G33SS-125	1 1/4"	5
G33SS-150	1 1/2"	5
G33SS-200	2"	5
G33SS-250	2 1/2"	1
G33SS-300	3"	1
G33SS-400	4"	1
G33SS-600	6"	1

#### Jump Sizes:

	Hose Size		
G33SS-150-200	1 1/2"	2"	1



### G33A... ALUMINUM COMBINATION NIPPLE

G33A-075	3/4"	1
G33A-100	1"	1
G33A-125	1 1/4"	1
G33A-150	1 1/2"	1
G33A-200	2"	1



### G33B... BRASS COMBINATION NIPPLE

G33B-100	1"	5
G33B-125	1 1/4"	5
G33B-150	1 1/2"	5
G33B-200	2"	5
G33B-300	3"	1



### G33N... NYLON COMBINATION NIPPLE

G33N-075	3/4"	5
G33N-100	1"	5
G33N-125	1 1/4"	5
G33N-150	1 1/2"	5
G33N-200	2"	5
G33N-300	3"	1
G33N-400	4"	1



### G33V... GROOVED CARBON STEEL

G33V-150	1 1/2"	5
G33V-200	2"	5
G33V-250	2 1/2"	5
G33V-300	3"	5
G33V-400	4"	5
G33V-500	5"	1
G33V-600	6"	1
G33V-800	8"	1
G33V-1000	10"	1
G33V-1200	12"	1




## COMBINATION NIPPLES

Part No.      Size      Pkg Qty


### G33VG... GROOVED PLATED STEEL

G33VG-200	2"	5
G33VG-300	3"	5
G33VG-400	4"	5
G33VG-600	6"	1
G33VG-800	8"	1



### G33VLG... GROOVED LONG BARB PLATED

G33VLG-200	2"	7" long	5
G33VLG-400	4"	10 3/4" long	5



### G33SSV... GROOVED STAINLESS STEEL

G33SSV-200	2"	5
G33SSV-300	3"	5
G33SSV-400	4"	5



### G33W... WELDABLE COMBINATION NIPPLE

G33W-200	2"	5
G33W-300	3"	5
G33W-400	4"	5
G33W-600	6"	1



## CRIMP STYLE FITTINGS

Part No.      Hose I.D.

G33C fittings feature a collar that, when used with G3F crimp ferrules, locks the coupling to the ferrule for extra fitting retention as shown below.

### G33C... CRIMP STYLE MALE NPT HOSE STEM

G33C-100	1"
G33C-125	1 1/4"
G33C-150	1 1/2"
G33C-200	2"
G33C-300	3"
G33C-400	4"
G33C-600	6"




### G33SSC... STAINLESS STEEL CRIMP STYLE MALE NPT HOSE STEM

G33SSC-100	1"
G33SSC-125	1 1/4"
G33SSC-150	1 1/2"
G33SSC-200	2"
G33SSC-300	3"
G33SSC-400	4"
G33SSC-600	6"



### G33VC... CRIMP STYLE GROOVED HOSE STEM

G33VC-200	2"
G33VC-300	3"
G33VC-400	4"




when crimped, the ferrule locks into the coupling collar as shown...

## REUSABLE CLAMP FITTINGS

Part No.      Hose I.D.

### G38VR... GROOVED COUPLING c/w REUSABLE CLAMP

For general water discharge, fracking, mining and agricultural applications. G38VR fittings come complete with a reusable collar as well as all necessary bolts for attachment.



G38VR-800	8"
G38VR-1000	10"

## BRASS LONG SHANK

Part No.      Pipe Size      Hose Size      Pkg Qty

### G31BLS... BRASS MALE LONG SHANK COUPLING

Brass long shanks are typically used on washdown hoses where the longer shank provides extra fitting retention. 3/4" and 1" fittings are machined brass - larger sizes are cast.



G31BLS-075	3/4"	3/4"	5
G31BLS-100	1"	1"	5
G31BLS-125	1 1/4"	1 1/4"	5
G31BLS-150	1 1/2"	1 1/2"	5
G31BLS-150-100	1 1/2"	1"	1
G31BLS-200	2"	2"	5

### G32BLS... BRASS FEMALE LONG SHANK COUPLING



G32BLS-075	3/4"	3/4"	5
G32BLS-100	1"	1"	5
G32BLS-125	1 1/4"	1 1/4"	5
G32BLS-150	1 1/2"	1 1/2"	5
G32BLS-150-100	1 1/2"	1"	1
G32BLS-200	2"	2"	5

### G30G... GASKETS

G30G gaskets fit short and long shank couplings.

G30G-100	1"	10
G30G-125	1 1/4"	10
G30G-150	1 1/2"	10
G30G-200	2"	10
G30G-250	2 1/2"	5
G30G-300	3"	5
G30G-400	4"	5



## SHORT SHANK COUPLINGS

Part No. Size Material Pkg Qty

### G31... MALE SHORT SHANK COUPLING

Short shanks provide economical hose connections for water discharge lines. In many applications they have been replaced by cam-lock style couplings, due to the positive sealing and ease of connection features that cam-locks provide. We are gradually phasing out the plated iron short shanks, but the ones shown here and other sizes are still available.

G31-150	1 1/2"	Plated iron	5
G31-200	2"	Plated iron	5



### G32... FEMALE SHORT SHANK COUPLING

G32-125	1 1/4"	Plated iron	5
G32-150	1 1/2"	Plated iron	5
G32-200	2"	Plated iron	5
G32-300	3"	Plated iron	1



### G31B... BRASS MALE

G31B-100	1"	Brass	5
G31B-150	1 1/2"	Brass	5
G31B-200	2"	Brass	5
G31B-250	2 1/2"	Brass	1



### G32B... BRASS FEMALE

G32B-100	1"	Brass	5
G32B-150	1 1/2"	Brass	5
G32B-200	2"	Brass	5
G32B-250	2 1/2"	Brass	1



## STRAINERS • FOOT VALVES

Part No. Size Diameter Height

### G34EFV... ECONOMY CAST IRON FOOT VALVE & STRAINER

To match lower priced products being sold, we have added a lighter version foot valve with a rubber flapper.

G34EFV-150	1 1/2"		
G34EFV-200	2"		
G34EFV-300	3"		
G34EFV-400	4"		
G34EFV-600	6"		



### G34FV... CAST IRON FOOT VALVE & STRAINER

Cast iron foot valves employ a leather flapper that prevents the pump from losing its prime. They are ideal where the pump must be left unattended for long periods. The weight of the iron ensures that the valve remains in the water.

G34FV-150	1 1/2"	3.25"	4"
G34FV-200	2"	4.25"	5"
G34FV-250	2 1/2"	5.25"	5.5"
G34FV-300	3"	5.25"	6"
G34FV-400	4"	7"	9"
G34FV-600	6"	10"	11"
G34FV-800	8"	16"	15"



### G34FVL... FOOT VALVE REPLACEMENT LEATHER

G34FVL-150	1 1/2"	
G34FVL-200	2"	
G34FVL-250	2 1/2"	
G34FVL-300	3"	
G34FVL-400	4"	
G34FVL-600	6"	
G34FVL-800	8"	



### G34FVS... FOOT VALVE REPLACEMENT STRAINER

G34FVS-150	1 1/2"	
G34FVS-200	2"	
G34FVS-250	2 1/2"	
G34FVS-300	3"	
G34FVS-400	4"	
G34FVS-600	6"	
G34FVS-800	8"	



### G34FVB... BRASS FOOT VALVE WITH STAINLESS SCREEN

G34FVB-075	3/4"	
G34FVB-100	1"	
G34FVB-125	1 1/4"	
G34FVB-150	1 1/2"	
G34FVB-200	2"	





# STRAINERS

Part No.	Pipe Size	Strainer Hole Size	Diameter	Height
----------	-----------	--------------------	----------	--------

### G34... ROUND HOLE STRAINER (PLATED STEEL)

G34 strainers are made from zinc plated steel. The open area of 50% allows removal of damaging debris while still maintaining adequate flow.

G34-150	1 1/2"	3/8"	5"	3.75"
G34-200	2"	3/8"	6"	4.25"
G34-250	2 1/2"	3/8"	6"	4.25"
G34-300	3"	3/8"	7"	5.50"
G34-400	4"	3/8"	7"	5.50"
G34-600	6"	1"	9"	9.00"
G34-800	8"	1"	11"	11.50"
G34-1000	10"	1"	15"	18.00"



### G34L... LONG STRAINER (PLATED STEEL)

G34L strainers are long and slim for use in narrow or confined openings. The design is generally no wider than the hose itself. G34L are popular when pumping from ice covered water supplies.


G34L-150	1 1/2"	3/8"	2.25"	6.50"
G34L-200	2"	3/8"	2.75"	6.63"
G34L-300	3"	3/8"	3.88"	9.63"
G34L-400	4"	3/8"	4.88"	9.63"



### G34SK... REMOVABLE STRAINER ASSEMBLY

For Suction Hose Assemblies featuring male and female cam-locks, Green Line offers our G34SK Removable Strainer Assembly in sizes 2" through 6".

	Size			
G34SK-200	2"	3/8"	6"	6.25"
G34SK-300	3"	3/8"	6"	7.75"
G34SK-400	4"	3/8"	7"	8.00"
G34SK-600	6"	1"	9"	11.75"
G34SK-800	8"	1"	11"	19.00"



Part No.	Pipe Size	Strainer Hole Size	Diameter	Height
----------	-----------	--------------------	----------	--------

### G34SQ... SQUARE HOLE TRASH STRAINER

G34SQ-150	1 1/2"	1"	5"	3.5"
G34SQ-200	2"	1 1/8"	6"	4.0"
G34SQ-250	2 1/2"	1 1/2"	6"	4.5"
G34SQ-300	3"	1 1/2"	7"	5.0"
G34SQ-400	4"	1 1/2"	7"	5.0"
G34SQ-600	6"	1 1/2"	9"	9.5"



Part No.	Size	Diameter	Height
----------	------	----------	--------

### G34P... POLYETHYLENE BASKET STRAINER

Polyethylene strainers are used where weight or corrosion resistance are important. They are particularly popular in marine applications.

G34P-150	1 1/2"	4.88"	3.63"
G34P-200	2"	4.88"	3.63"
G34P-300	3"	7.13"	4.13"




### G34F... SMALL HOLE STRAINER FOR FISH HABITAT

The Department of Fisheries and Oceans recommends that where water is being withdrawn from fish habitat, the maximum screen hole size on a strainer should be 1/10". In addition, to prevent juvenile fin fish from being dragged onto the screen, the fluid velocity must be limited to less than 4.33"/second by providing adequate screen area. For eel, burbot, and other slow swimming species, flow rates should be 1/3 of the amounts shown.

Part No.	Pipe Size	Strainer Hole Size	Dia.	Height	Max.Flow
----------	-----------	--------------------	------	--------	----------

G34F-300-4	3"	1/10"	4"	24"	130 USGPM
------------	----	-------	----	-----	-----------



## TYPE A BALL-LOCK COUPLINGS

2

Hose Shanks & Strainers

These galvanized steel fittings are economical and are quick and simple to connect. The ball and socket design allows for couplings to be connected even when the parts are misaligned, and connections can flex up to 30° in all directions. Extra long hose shanks allow lots of room for multiple clamps, while crimp style fittings are also available for our ball-lock assemblies.

### Green Line stocks two types of Ball-Lock Couplings...

**TYPE A:** Developed by Anfor in the early 1900s, Type A Ball-Lock couplings were originally used in agricultural applications. Today, Type A Ball-Lock couplings are the industry standard in 10" and 12" sizes and are predominantly used in dewatering applications.

**TYPE B:** Type B Ball-Lock Couplings were developed by Bauer in Germany. Engineered to include smaller sizes as well as higher pressure ratings, these couplings are applicable not only in dewatering applications, but also in sewer bypass, agricultural, and mining applications.

Part No.	Size	Pkg Qty
----------	------	---------

#### G35MHA... MALE BALL HOSE BARB c/w RING

G35MHA-1000	10"	1
G35MHA-1200	12"	1



#### G35FHA... FEMALE SOCKET HOSE BARB c/w GASKET

G35FHA-1000	10"	1
G35FHA-1200	12"	1



#### G35GA... TYPE A RUBBER GASKET

G35GA-1000	10"	1
G35GA-1200	12"	1



#### G35LA... TYPE A OPENING LEVER

G35LA-1000	10"	1
G35LA-1200	12"	1



Ball-Lock Type	Size	Degree Offset Allowed	Pressure Rating
B	3"	30°	290 psi
B	4	20	217
B	6	20	175
B	8	20	175
B	10	20	175
B	12	16	175
A	10	16	72
A	12	16	58



**Safety Note:** Always use safety clips to prevent accidental disconnection while in service.

## TYPE A BALL-LOCK COUPLINGS

Part No.	Size	Pkg Qty
----------	------	---------

**G35MFLA... MALE BALL FLANGE ADAPTER c/w RING**

G35MFLA-1000	10"	1
G35MFLA-1200	12"	1



**G35FFLA... FEMALE SOCKET FLANGE ADAPTER c/w GASKET**

G35FFLA-1000	10"	1
G35FFLA-1200	12"	1



**G35MHDPEA... MALE BALL HDPE PIPE TAIL ADAPTER c/w RING**

*Our HDPE Pipe Tail adapters combine the reliability and ease of ball-lock couplings with the durability of HDPE pipe. These tails are built to be fused in the field which allows for custom configuration based on user needs. Please note, access to a heat fusion machine is required to attach these fittings.*

G35MHDPEA-1200	12"	1
----------------	-----	---



Part No.	Size	Pkg Qty
----------	------	---------

**G35FHDPEA... FEMALE SOCKET HDPE PIPE TAIL ADAPTER c/w GASKET**

G35FHDPEA-1200	12"	1
----------------	-----	---



**Safety Note: Always use safety clips to prevent accidental disconnection while in service.**

## TYPE B BALL-LOCK COUPLINGS

**Part No.      Size      Pkg Qty**

**G35MH... BAND STYLE MALE BALL HOSE BARB c/w LEVER RING**

G35MH-300	3"	1
G35MH-400	4"	1
G35MH-600	6"	1
G35MH-800	8"	1
G35MH-1000	10"	1
G35MH-1200	12"	1



**Part No.      Size      Pkg Qty**

**G35G... TYPE B RUBBER GASKET**

G35G-300	3"	10
G35G-400	4"	10
G35G-600	6"	10
G35G-800	8"	10
G35G-1000	10"	1
G35G-1200	12"	1



**G35SC... TYPE B SAFETY CLIP**

G35SC-300	3"	10
G35SC-400	4"	10
G35SC-600	6" & 8"	10
G35SC-1000	10" & 12"	1



**G35FH... BAND STYLE FEMALE SOCKET HOSE BARB c/w GASKET**

G35FH-300	3"	1
G35FH-400	4"	1
G35FH-600	6"	1
G35FH-800	8"	1
G35FH-1000	10"	1
G35FH-1200	12"	1



**G35L... TYPE B OPENING LEVER**

G35L	10" & 12"	1
------	-----------	---



**G35MC... CRIMP STYLE MALE BALL HOSE BARB c/w LEVER RING**

G35MC-400	4"	1
G35MC-600	6"	1
G35MC-800	8"	1



**G35FC... CRIMP STYLE FEMALE SOCKET HOSE BARB c/w GASKET**

G35FC-400	4"	1
G35FC-600	6"	1
G35FC-800	8"	1



**Safety Note: Always use safety clips to prevent accidental disconnection while in service.**

## TYPE B BALL-LOCK COUPLINGS

**Part No.    Size    Pkg Qty**

**G35MP... MALE BALL PIPE ADAPTER c/w LEVER RING**

G35MP-300	3"	1
G35MP-400	4"	1
G35MP-600	6"	1
G35MP-800	8"	1



**G35FP... FEMALE SOCKET PIPE ADAPTER c/w GASKET**

G35FP-300	3"	1
G35FP-400	4"	1
G35FP-600	6"	1
G35FP-800	8"	1



**G35MFL... MALE BALL FLANGE ADAPTER c/w LEVER RING**

G35MFL-400	4"	1
G35MFL-600	6"	1
G35MFL-800	8"	1



**G35FFL... FEMALE SOCKET FLANGE ADAPTER c/w GASKET**

G35FFL-400	4"	1
G35FFL-600	6"	1
G35FFL-800	8"	1



**Part No.    Size    Pkg Qty**

**G35MF45... BALL LOCK 45° ELBOW CONNECTOR c/w GASKET & LEVER RING**

G35MF45-400	4"	1
G35MF45-600	6"	1
G35MF45-800	8"	1



**G35MF90... BALL LOCK 90° ELBOW CONNECTOR c/w GASKET & LEVER RING**

G35MF90-400	4"	1
G35MF90-600	6"	1
G35MF90-800	8"	1



**G35MHDPE... MALE BALL HDPE PIPE TAIL ADAPTER c/w LEVER RING**

Our HDPE Pipe Tail adapters combine the reliability and ease of ball-lock couplings with the durability of HDPE pipe. These tails are built to be fused in the field which allows for custom configuration based on customer needs. Please note, access to a heat fusion machine is required to attach these fittings.

G35MHDPE-600	6"	1
G35MHDPE-800	8"	1



**G35FHDPE... FEMALE SOCKET HDPE PIPE TAIL ADAPTER c/w GASKET**


G35FHDPE-600	6"	1
G35FHDPE-800	8"	1



**Safety Note: Always use safety clips to prevent accidental disconnection while in service.**

# GROUND JOINT FITTINGS


Ground joint fittings are for heavy-duty applications such as steam, air supply for construction, road building, and drilling applications. The coarse threads make G29 couplings easy to couple in the field, and the heavy wing nuts can be tightened using a hammer or mallet. Collars on G29S hose stems are designed for use with G29C interlocking clamps while our G29SC hose stems are made to be crimped using our G29CR ferrules. Typical hose assemblies will have G29S or G29SC stems and G29N wing nuts on both ends fastened with G29C clamps or G29CR ferrules. Hose lengths can then be joined using G29DS double spuds. Male and female spuds are used to adapt to pipe thread ends on valves, pipe fittings, or manifolds. Green Line also now offers Female NPT Ground Joint adapters to adapt to male pipe hose assemblies if needed. Ground joint fittings are made from plated ductile iron. Small size stems are plated carbon steel and small double spuds are brass.



Part No.	Hose Size	Pkg Qty
----------	-----------	---------

### G29S... GROUND JOINT FEMALE STEM

G29S-050	1/2"	5
G29S-075	3/4"	5
G29S-100	1"	5
G29S-125	1 1/4"	5
G29S-150	1 1/2"	5
G29S-200	2"	5
G29S-250	2 1/2"	1
G29S-300	3"	1
G29S-400	4"	1



Part No.	Hose Size	Pkg Qty
----------	-----------	---------

### G29M... GROUND JOINT MALE SPUD

	Male Pipe	
G29M-050	1/2"	5
G29M-075	3/4"	5
G29M-100	1"	5
G29M-125	1 1/4"	5
G29M-150	1 1/2"	5
G29M-200	2"	5
G29M-300	3"	1



### G29SC... CRIMPABLE GROUND JOINT FEMALE STEM

G29SC-075	3/4"	1
G29SC-100	1"	1
G29SC-200	2"	1



### G29DS... GROUND JOINT DOUBLE SPUD

G29DS-050	1/2"	5
G29DS-075	3/4" & 1"	5
G29DS-125	1 1/4" & 1 1/2"	5
G29DS-200	2"	5
G29DS-300	3"	1



### G29N... GROUND JOINT WING NUT

G29N-050	1/2"	5
G29N-075	3/4" & 1"	5
G29N-125	1 1/4" & 1 1/2"	5
G29N-200	2"	5
G29N-250	2 1/2"	1
G29N-300	3"	1
G29N-400	4"	1



### G2908N...

#### FEMALE NPT TO GROUND JOINT ADAPTER c/w WING NUT

	Female Pipe	
G2908N-075	3/4"	1
G2908N-100	1"	1



### G29F... GROUND JOINT FEMALE SPUD


	Female Pipe	
G29F-050	1/2"	5
G29F-075	3/4"	5
G29F-100	1"	5
G29F-125	1 1/4"	5
G29F-150	1 1/2"	5
G29F-200	2"	5
G29F-250	2 1/2"	1
G29F-300	3"	1
G29F-400	4"	1



## HOSE STEMS

G23S Stems feature long shanks for extra fitting retention, and collars for use with G29C interlocking clamps. Sizes up to and including 1" are carbon steel. Sizes above 1" are made from ductile iron. All G23S series stems are zinc plated.

Part No.	Pipe Size	Hose Size	Pkg Qty
<b>G23S... STEEL MALE NPT HOSE BARB</b>			
G23S-013-025	1/8"	1/4"	5
G23S-025-025	1/4"	1/4"	5
G23S-025-038	1/4"	3/8"	5
G23S-025-050	1/4"	1/2"	5
G23S-038-025	3/8"	1/4"	5
G23S-038-038	3/8"	3/8"	5
G23S-038-050	3/8"	1/2"	5
G23S-050-038	1/2"	3/8"	5
G23S-050-050	1/2"	1/2"	5
G23S-050-075	1/2"	3/4"	5
G23S-075-050	3/4"	1/2"	5
G23S-075-075	3/4"	3/4"	5
G23S-075-100	3/4"	1"	5
G23S-100-075	1"	3/4"	5
G23S-100-100	1"	1"	5
G23S-125-125	1 1/4"	1 1/4"	5
G23S-150-150	1 1/2"	1 1/2"	5
G23S-200-200	2"	2"	5
G23S-250-250	2 1/2"	2 1/2"	1
G23S-300-300	3"	3"	1
G23S-400-400	4"	4"	1



### G23C... CRIMP STYLE NPT HOSE BARB

G23C-038-050	3/8"	1/2"	1
G23C-050-050	1/2"	1/2"	1
G23C-075-075	3/4"	3/4"	1
G23C-100-100	1"	1"	1
G23C-200-200	2"	2"	1



## G29C CLAMPS

G29C bolt clamps are designed to lock into the collars provided on G23S and G29S hose stems. This feature prevents fitting pull-out. G29C bolt clamps are plated ductile iron, having two, four, or even six bolts depending on size.

Part No.	Nom. Size	Hose Min	O.D. Max	Cross Ref	Tighten Torque*	Pkg Qty
<b>G29C... BOLT CLAMPS</b>						
G29C-038	3/8"	0.69"	0.88"	CD	6	5
G29C-050AA	1/2"	0.81"	0.94"	DD	6	5
G29C-050A	1/2"	0.94"	1.06"	B4	12	5
G29C-050B	1/2"	1.06"	1.19"	B5	12	5
G29C-075AA	3/4"	1.16"	1.28"	BU9S	21	5
G29C-075A	3/4"	1.19"	1.31"	BU9	21	5
G29C-075B	3/4"	1.31"	1.50"	B9	21	5
G29C-075C	3/4"	1.50"	1.69"	B10	21	5
G29C-100AA	1"	1.41"	1.56"	156	21	5
G29C-100A	1"	1.53"	1.72"	BU14	21	5
G29C-100B	1"	1.63"	1.84"	B14	21	5
G29C-100C	1"	1.88"	2.06"	B15	21	5
G29C-125	1 1/4"	2.06"	2.25"	B19	40	5
G29C-150AAA	1 1/2"	1.81"	2.00"	BU22	40	5
G29C-150AA	1 1/2"	2.00"	2.22"	B22	40	5
G29C-150A	1 1/2"	2.09"	2.28"	BU24	40	5
G29C-150B	1 1/2"	2.25"	2.44"	B24	40	5
G29C-150C	1 1/2"	2.47"	2.72"	B25	60	5
G29C-200AA	2"	2.34"	2.53"	BU28	60	5
G29C-200A	2"	2.50"	2.78"	BU29	60	5
G29C-200B	2"	2.75"	3.06"	B29	60	5
G29C-200C	2"	3.09"	3.44"	B30	150	5
G29C-250	2 1/2"	3.50"	3.94"	B34	150	1
G29C-300AA	3"	3.50"	3.94"	BU35	150	1
G29C-300A	3"	3.81"	4.19"	B35	200	1
G29C-400AA	4"	4.25"	4.81"	BS39	200	1

\* Recommended tightening torque for dry (un-lubricated) bolts in ft. lbs.




Part No.	Nom. Size	Ferrule I.D.	Ferrule Length	Pkg Qty
----------	-----------	--------------	----------------	---------

G29CR crimp ferrules are designed to interlock with our G29SC crimpable ground joint hose stems to allow for a crimpable ground joint hose option. G29CR crimp ferrules are all plated steel.

### G29CR... GROUND JOINT CRIMP FERRULES

G29CR-075	3/4"	1.252"	2.465"	1
G29CR-100	1"	1.562"	2.618"	1
G29CR-200	2"	2.689"	4.000"	1

**Safety Note:** G29CR Crimp Ferrules are to be used with G29SC Crimpable Ground Joint Stems only. For pipe thread, please use Pulsar 4400 Series Crimp Fittings.



## MINING HOSE FITTINGS

Part No.	Pipe Size	Hose Size	Pkg Qty
----------	-----------	-----------	---------

### G19S... FEMALE STEM

G19 series fittings are unique to the mining industry and are not typically found in other applications. Our mining fittings are made from plated steel.

G19S-050-050	1/2"	1/2"	10
G19S-100-050	1"	1/2"	10
G19S-100-075	1"	3/4"	10
G19S-100-100	1"	1"	10
G19S-125-125	1 1/4"	1 1/4"	10
G19S-150-150	1 1/2"	1 1/2"	10
G19S-200-200	2"	2"	10



### G19N... HEX NUT

	Pipe Size		
G19N-050	1/2"		10
G19N-100*	1"		10
G19N-125	1 1/4"		10
G19N-150	1 1/2"		10
G19N-200	2"		10



\* The 1" hex nut is used with G19S-100-050, -100-075, and -100.

### G19F... FEMALE SPUD

	Female Pipe	Male Pipe	
G19F-038-100	3/8"	1"	10
G19F-075-100	3/4"	1"	10
G19F-100-100	1"	1"	10



### G19DS... MINING HOSE UNION

	Pipe Size	
G19DS-100	1"	10



## FOUR-LUG UNIVERSAL FITTINGS

Four lug universals are still occasionally found in pulp mill wash-down and other mill applications. As with standard universals, they should be used with safety clips. Use G29C Interlocking Bolt Clamps as well as G29R Hose Restraint Cables when attaching these fittings.

**Not recommended for steam or compressed air service.**

Part No.	Hose Size	Material	Pkg Qty
----------	-----------	----------	---------

### G25... FOUR-LUG UNIVERSAL HOSE END

G25-125	1 1/4"	Plated iron	10
G25-150	1 1/2"	Plated iron	10
G25-200	2"	Plated iron	10



### G27... FOUR-LUG FEMALE PIPE ADAPTER

	Pipe Size		
G27-125	1 1/4"	Plated iron	10
G27-150	1 1/2"	Plated iron	10
G27-200	2"	Plated iron	10



### G28... FOUR-LUG GASKET


G28-125	1 1/4"	Standard gasket
---------	--------	-----------------



## HOSE RESTRAINTS

### G29WS... WHIP SOCK HOSE RESTRAINT

Whip Socks slide over air hose and attach to the compressor to control whipping if the hose tears away from the fittings.



G29WS-100	Fits hose O.D.s from 1.18" to 1.57"
G29WS-200	Fits hose O.D.s from 2.36" to 2.76"
G29SH-038	3/8" safety shackle for whip socks

Hoses can whip if they become accidentally uncoupled or tear away from the fitting. G29R safety cables act to control whipping in the event of a failure. To function properly, restraint cables must be installed in a fully extended position with no slack.

Part No.	Description
----------	-------------

### G29R... HOSE RESTRAINT CABLES

G29R-125	1/8" Cable for 1/2" to 1 1/4" Hose
G29R-300	1/4" Cable for 1 1/2" to 3" Hose

### G29TAG... HOSE RESTRAINT SAFETY TAGS

G29TAG-125	Safety tag for 1/8" Restraint Cable
G29TAG-300	Safety tag for 1/4" Restraint Cable






# UNIVERSAL FITTINGS

Universal fittings are designed to offer a quick connection on air hoses, typically for jackhammer and similar applications. To ensure that couplings are fully connected, and to prevent accidental disconnection, safety clips should always be used. Universal couplings are rated to 110 psi under Mil. Spec. A-A-59553, however our two lug universals will handle 150 psi air or water. These fittings are not designed for steam service.

Part No.	Hose Size	IMPA Code	Pkg Qty
----------	-----------	-----------	---------

## G25... UNIVERSAL HOSE END



G25-038	3/8"	35-10-21	10
G25-050	1/2"	35-10-22	10
G25-075	3/4"	35-10-23	10
G25-100	1"	35-10-24	10

## G25C... UNIVERSAL HOSE END WITH CRIMP FERRULE



		Fits Hose O.D.	
G25C-050	1/2"	0.84"-1.03"	10
G25C-075	3/4"	1.06"-1.34"	10
G25C-100	1"	1.28"-1.53"	10
G25C-101	1"	1.46"-1.71"	10

## G26... UNIVERSAL MALE PIPE ADAPTER



	Pipe Size		
G26-025	1/4"		10
G26-038	3/8"	35-10-26	10
G26-050	1/2"	35-10-27	10
G26-075	3/4"	35-10-28	10
G26-100	1"	35-10-29	10

## G27... UNIVERSAL FEMALE PIPE ADAPTER



G27-025	1/4"		10
G27-038	3/8"	35-10-31	10
G27-050	1/2"	35-10-32	10
G27-075	3/4"	35-10-33	10
G27-100	1"	35-10-34	10

## G28C... CAP



G28C	Cap		5
------	-----	--	---

Part No.		Pkg Qty
----------	--	---------

## G28Y... THREE-WAY CONNECTOR



G28Y	Three-way connector	5
------	---------------------	---

## G28... UNIVERSAL FITTING ACCESSORIES



G28



G28L



G28P

G28	Standard gasket	50
G28L	Lanyard	50
G28P	Oil resistant gasket	50



G28SC



G28SP

G28SC	Safety clip	50
G28SP	Heavy duty safety pin	25

## G25B... BRONZE UNIVERSAL HOSE END

Hose Size

G25B-038	3/8"		10
G25B-050	1/2"		10
G25B-075	3/4"		10
G25B-100	1"		10

## G26B... BRONZE UNIVERSAL MALE PIPE ADAPTER

Pipe Size

G26B-025	1/4"		10
G26B-050	1/2"		10
G26B-075	3/4"		10
G26B-100	1"		10

## G27B... BRONZE UNIVERSAL FEMALE PIPE ADAPTER

G27B-038	3/8"		10
G27B-050	1/2"		10
G27B-075	3/4"		10
G27B-100	1"		10

# UNIVERSAL FITTINGS

Part No.	Hose Size	Pkg Qty
----------	-----------	---------

## G25SS... STAINLESS STEEL UNIVERSAL HOSE END

G25SS-050	1/2"	1
G25SS-075	3/4"	1
G25SS-100	1"	1



## G26SS... STAINLESS STEEL UNIVERSAL MALE PIPE ADAPTER

	Pipe Size	
G26SS-050	1/2"	1
G26SS-075	3/4"	1
G26SS-100	1"	1



## G27SS... STAINLESS STEEL UNIVERSAL MALE PIPE ADAPTER

G27SS-050	1/2"	1
G27SS-075	3/4"	1
G27SS-100	1"	1



## "SURELOCK" STYLE UNIVERSAL FITTINGS

*Please note, these fittings WILL NOT interchange with other Universal fittings.*

Originally developed in Australia for use in the mining industry, "Surelock" style couplings are designed for use with air or water and are commonly found in underground mining applications in Eastern Canada. These couplings are rated to 200 psi, offer quick and easy connection and disconnection with very little force required, and with their specially designed high pressure gasket, will not leak at low pressure. To ensure that couplings are fully connected, and to prevent accidental disconnection, safety clips should always be used. These fittings are not designed for steam service and should only be attached using crimp ferrules or sleeves.

Part No.	Hose Size	Pkg Qty
----------	-----------	---------

## G25SL... "SURELOCK" STYLE HOSE END

G25SL-050	1/2"	1
G25SL-075	3/4"	1
G25SL-100	1"	1



## G26SL... "SURELOCK" STYLE MALE PIPE ADAPTER

	Pipe Size	
G26SL-050	1/2"	1
G26SL-075	3/4"	1
G26SL-100	1"	1



## G27SL... "SURELOCK" STYLE FEMALE PIPE ADAPTER

G27SL-050	1/2"	1
G27SL-075	3/4"	1
G27SL-100	1"	1




## DOUBLE-LOCK QUICK ACTING COUPLINGS

Double-Lock Couplings offer maximum protection against accidental disconnection. All hose ends feature locking sleeves. To disconnect, the sleeve must be pulled back and the fitting rotated at the same time. For even additional protection, users can insert a spring-lock clip into the coupling that must be removed to allow disconnection. Brass fittings are available on special order.

**PartNo. Hose Size Material Pkg Qty**

### G15L...DOUBLE-LOCK HOSE END

G15L-038	3/8"	Steel	10
G15L-050	1/2"	Steel	10
G15L-075	3/4"	Steel	10
G15L-100	1"	Steel	10




### G16...DOUBLE-LOCK MALE PIPE ADAPTER

	PipeSize		
G16-038	3/8"	Steel	10
G16-050	1/2"	Steel	10
G16-075	3/4"	Steel	10
G16-100	1"	Steel	10



### G16L...DOUBLE-LOCK MALE W/LOCKING SLEEVE

G16L-038	3/8"	Steel	10
G16L-050	1/2"	Steel	10
G16L-075	3/4"	Steel	10




### G17...DOUBLE-LOCK FEMALE PIPE ADAPTER

G17-038	3/8"	Steel	10
G17-050	1/2"	Steel	10
G17-075	3/4"	Steel	10
G17-100	1"	Steel	10



### G17L...DOUBLE-LOCK FEMALE W/LOCKING SLEEVE

G17L-050	1/2"	Steel	10
G17L-075	3/4"	Steel	10



### G18...GASKETS & SPRINGLOCKS

G18	Standard gasket	50
G18SL	Spring locking clip	
G18V	Viton gasket	50



## TWIST-LOCK COUPLINGS

Twist-Lock couplings are fast and easy to use but provide maximum protection against accidental disconnection. They easily connect with a simple push and twist assisted by locking grooves on the sleeve body. Twist-Lock couplings seal at positive pressures as low as 10 psi to a maximum operating pressure of 500 psi and can be interchanged with similar Bowes and National products. The oil-resistant nitrile rubber gasket fits any size coupling and expands to prevent costly air leaks. These zinc plated couplings provide full air flow for efficient tool operation.

**Part No. Hose Size Pkg Qty**

### G45M... MALE COUPLER TO HOSE END

G45M-038	3/8"	10
G45M-050	1/2"	10
G45M-075	3/4"	10



### G46M... MALE COUPLER TO MALE PIPE ADAPTER

	Pipe Size	
G46M-050	1/2"	10
G46M-075	3/4"	10




### G47M... MALE COUPLER TO FEMALE PIPE ADAPTER

G47M-038	3/8"	10
G47M-050	1/2"	10
G47M-075	3/4"	10



### G45F... FEMALE COUPLER TO HOSE END

	Hose Size	
G45F-038	3/8"	10
G45F-050	1/2"	10
G45F-075	3/4"	10



### G46F... FEMALE COUPLER TO MALE PIPE ADAPTER

	Pipe Size	
G46F-038	3/8"	10
G46F-050	1/2"	10
G46F-075	3/4"	10



### G47F... FEMALE COUPLER TO FEMALE PIPE ADAPTER

G47F-038	3/8"	10
G47F-050	1/2"	10
G47F-075	3/4"	10



### G48... TWIST-LOCK GASKET

G48	10
-----	----



# PREMIUM HIGH-FLOW QUICK COUPLINGS

Quick Couplings

Part Number	Body Size	Thread Size
-------------	-----------	-------------

## INDUSTRIAL INTERCHANGE COUPLINGS

### MALE PIPE THREAD COUPLER



CH21	1/4"	1/4"
CH21-03	1/4"	3/8"
CH25	3/8"	3/8"
CH29	1/2"	1/2"

### FEMALE PIPE THREAD COUPLER



CH20	1/4"	1/4"
CH20-23	1/4"	3/8"
CH26	3/8"	3/8"
CH30	1/2"	1/2"

### HOSE BARB COUPLER



	Hose Size	Thread Size
CH20-42	1/4"	1/4"
CH20-44	1/4"	3/8"

## ARO INTERCHANGE COUPLINGS

### MALE PIPE THREAD COUPLER



CH37	1/4"	1/4"
CH37-03	1/4"	3/8"

### FEMALE PIPE THREAD COUPLER



CH38	1/4"	1/4"
CH38-23	1/4"	3/8"

Part Number	Body Size	Thread Size
-------------	-----------	-------------

## CEJN INTERCHANGE COUPLINGS

### MALE PIPE THREAD COUPLER



CH61	1/4"	1/4"
CH61-03	1/4"	3/8"



### FEMALE PIPE THREAD COUPLER



CH60	1/4"	1/4"
CH60-23	1/4"	3/8"

If you're looking to cut down on compressed air costs, then our Premium High-Flow Quick Couplings may be your answer. The aerodynamic tapered valve found inside will allow greater air tool efficiency than our standard quick couplings. Featuring nickel-plated brass construction and color-coding for easy identification, the push-to-connect design allows for ease of connection under pressure while the identical plug profile allows interchange between corresponding standard and High-Flow couplings. Instead of going up in size, try our Premium High-Flow Couplings to get the most out of your air tools.

**Aerodynamic valve allows for up to 40% higher flow than standard couplings\***



\*Note: Flow rates may vary by size and coupling series. The following table demonstrates high-flow capabilities.

Green Line Part #	Flow Rate at 90 psi
CH37 & CH38	28.3 cfm
C37 & C38	19.8
C37B & C38B	21.9

# AUTOMOTIVE INTERCHANGE COUPLINGS

Our Automotive Interchange quick couplers have been designed for superior performance. These manual connect couplings are made from solid brass and steel bar stock. Stainless steel balls and springs maximize corrosion resistance. A tubular valve is standard for all body sizes for improved flow. Plugs are machined from solid steel and brass. Steel plugs are hardened and zinc plated to provide maximum service life.

**Note:** Couplers designated with suffix 'B' have brass valves.

Part Number	Body Size	Thread Size
-------------	-----------	-------------

## MALE PIPE THREAD COUPLER



C1	1/4"	1/4"
C1B (Brass)	1/4"	1/4"
C1-03	1/4"	3/8"
C7	3/8"	1/4"
C5	3/8"	3/8"
C5-04	3/8"	1/2"
C9-03	1/2"	3/8"
C9	1/2"	1/2"
C9-06	1/2"	3/4"

## FEMALE PIPE THREAD COUPLER



C2	1/4"	1/4"
C2B (Brass)	1/4"	1/4"
C2-23	1/4"	3/8"
C8	3/8"	1/4"
C6	3/8"	3/8"
C6-24	3/8"	1/2"
C10-23	1/2"	3/8"
C10	1/2"	1/2"
C10-26	1/2"	3/4"

## HOSE BARB COUPLER



		Hose Size
C2-42	1/4"	1/4"
C2-42B (Brass)	1/4"	1/4"
C2-44	1/4"	3/8"
C6-44	3/8"	3/8"
C6-45	3/8"	1/2"
C10-44	1/2"	3/8"
C10-45	1/2"	1/2"
C10-46	1/2"	3/4"

Part Number	Body Size	Thread Size
-------------	-----------	-------------

## MALE PIPE THREAD NIPPLE



CP1-01	1/4"	1/8"
CP1	1/4"	1/4"
CP1B	1/4"	1/4"
CP1-03	1/4"	3/8"
CP7	3/8"	1/4"
CP5	3/8"	3/8"
CP5-04	3/8"	1/2"
CP9-03	1/2"	3/8"
CP9	1/2"	1/2"

## FEMALE PIPE THREAD NIPPLE



CP2	1/4"	1/4"
CP2B (Brass)	1/4"	1/4"
CP2-23	1/4"	3/8"
CP8	3/8"	1/4"
CP6	3/8"	3/8"
CP10-23	1/2"	3/8"
CP10	1/2"	1/2"

## HOSE BARB NIPPLE



		Hose Size
CP1-42	1/4"	1/4"
CP1-44	1/4"	3/8"
CP5-42	3/8"	1/4"
CP5-44	3/8"	3/8"
CP5-45	3/8"	1/2"
CP9-45	1/2"	1/2"



For clamshell packaged parts add: **PAK** to the part number.  
Eg... C1:PAK, CP1:PAK, etc.

# INDUSTRIAL INTERCHANGE COUPLINGS

Our Industrial Interchange quick couplings have been designed for superior performance. These manual connect couplings are made from solid brass and steel bar stock. Stainless steel balls and springs maximize corrosion resistance. A tubular valve is standard for all body sizes for improved flow. Plugs are machined from solid steel and brass. Steel plugs are hardened and zinc plated to provide maximum service life. This series conforms to the MIL-4109C Interchange Standard.

**Note: Couplers designated with suffix 'B' have brass valves.**

Quick Couplings

Part Number	Body Size	Thread Size
-------------	-----------	-------------

## MALE PIPE THREAD COUPLER

C21	1/4"	1/4"
C21B(Brass)	1/4"	1/4"
C21SS(Stainless)	1/4"	1/4"
C21-03	1/4"	3/8"
C21-03B(Brass)	1/4"	3/8"
C25-02	3/8"	1/4"
C25	3/8"	3/8"
C25SS(Stainless)	3/8"	3/8"
C25-04	3/8"	1/2"
C9-03	1/2"	3/8"
C9	1/2"	1/2"
C9-06	1/2"	3/4"



## FEMALE PIPE THREAD COUPLER

C20	1/4"	1/4"
C20B(Brass)	1/4"	1/4"
C20SS(Stainless)	1/4"	1/4"
C20-23	1/4"	3/8"
C20-23B(Brass)	1/4"	3/8"
C26-22	3/8"	1/4"
C26	3/8"	3/8"
C26SS(Stainless)	3/8"	3/8"
C26-24	3/8"	1/2"
C10-23	1/2"	3/8"
C10	1/2"	1/2"
C10-26	1/2"	3/4"



## HOSE BARB COUPLER

		Hose Size
C20-42	1/4"	1/4"
C20-42B(Brass)	1/4"	1/4"
C20-44	1/4"	3/8"
C20-44B(Brass)	1/4"	3/8"
C26-42	3/8"	1/4"
C26-44	3/8"	3/8"
C26-45	3/8"	1/2"
C10-44	1/2"	3/8"
C10-45	1/2"	1/2"
C10-46	1/2"	3/4"



Part Number	Body Size	Thread Size
-------------	-----------	-------------

## MALE PIPE THREAD NIPPLE

CP21-01	1/4"	1/8"
CP21	1/4"	1/4"
CP21B(Brass)	1/4"	1/4"
CP21SS(Stainless)	1/4"	1/4"
CP21-03	1/4"	3/8"
CP21-03B	1/4"	3/8"
CP25-02	3/8"	1/4"
CP25	3/8"	3/8"
CP25SS(Stainless)	3/8"	3/8"
CP25-04	3/8"	1/2"
CP17-02	1/2"	1/4"
CP17-03	1/2"	3/8"
CP17	1/2"	1/2"
CP17-06	1/2"	3/4"



## FEMALE PIPE THREAD NIPPLE

CP20-21	1/4"	1/8"
CP20	1/4"	1/4"
CP20B(Brass)	1/4"	1/4"
CP20SS(Stainless)	1/4"	1/4"
CP20-23	1/4"	3/8"
CP26-22	3/8"	1/4"
CP26	3/8"	3/8"
CP26SS(Stainless)	3/8"	3/8"
CP26-24	3/8"	1/2"
CP18-23	1/2"	3/8"
CP18	1/2"	1/2"
CP18-26	1/2"	3/4"



## HOSE BARB NIPPLE

		Hose Size
CP21-42	1/4"	1/4"
CP21-42B(Brass)	1/4"	1/4"
CP21-43	1/4"	5/16"
CP21-44	1/4"	3/8"
CP21-44B(Brass)	1/4"	3/8"
CP25-42	3/8"	1/4"
CP25-44	3/8"	3/8"
CP25-45	3/8"	1/2"
CP17-44	1/2"	3/8"
CP17-45	1/2"	1/2"
CP17-46	1/2"	3/4"

Hose Size



For clamshell packaged parts add: **PAK** to the part number.  
Eg... C1:PAK, CP1:PAK, etc.

# ARO INTERCHANGE COUPLINGS

We stock ARO 210/310 style couplings in the traditional bar-lock push-to-connect style as well as a brass body manual-connect design.

Part Number	Body Size	Thread Size
-------------	-----------	-------------

### MALE PIPE THREAD COUPLER - AUTOMATIC



C37	1/4"	1/4"
C37-03	1/4"	3/8"
C35	3/8"	3/8"

### MALE PIPE THREAD COUPLER - MANUAL



C37B	1/4"	1/4"
C37-03B	1/4"	3/8"

### FEMALE PIPE THREAD COUPLER - AUTOMATIC



C38	1/4"	1/4"
C38-23	1/4"	3/8"
C36	3/8"	3/8"

### FEMALE PIPE THREAD COUPLER - MANUAL



C38B	1/4"	1/4"
------	------	------

### HOSE BARB COUPLER - AUTOMATIC



		Hose Size
C38-42	1/4"	1/4"
C38-44	1/4"	3/8"

### HOSE BARB COUPLER - MANUAL



C38-42B	1/4"	1/4"
C38-44B	1/4"	3/8"

Part Number	Body Size	Thread Size
-------------	-----------	-------------

### MALE PIPE THREAD NIPPLE



CP37	1/4"	1/4"
CP37-03	1/4"	3/8"
CP35	3/8"	3/8"

### FEMALE PIPE THREAD NIPPLE



CP38	1/4"	1/4"
CP38-23	1/4"	3/8"
CP36	3/8"	3/8"

### HOSE BARB NIPPLE



		Hose Size
CP37-42	1/4"	1/4"
CP37-44	1/4"	3/8"
CP35-44	3/8"	3/8"

## CEJN INTERCHANGE COUPLINGS

The following nipples interchange with Cejn 320/410 European style fittings and in 1/4" body size, they have a locking groove that allows connection to Rectus 25KS series couplers. They will also connect to the Combo Couplers shown above.

Part Number	Body Size	Thread Size
-------------	-----------	-------------

### MALE PIPE THREAD NIPPLE

CP61	1/4"	1/4"
CP61-03	1/4"	3/8"
CP65	3/8"	3/8"



### FEMALE PIPE THREAD NIPPLE

CP60	1/4"	1/4"
CP60-23	1/4"	3/8"
CP66	3/8"	3/8"



## LINCOLN INTERCHANGE COUPLINGS

Our Lincoln Interchange couplers come with hardened steel balls and stainless steel springs. Our plugs are heat treated to reduce wear on mating surfaces. Lincoln Interchange couplings are easily identified by the long plug end.

Part Number	Body Size	Thread Size
-------------	-----------	-------------

### MALE PIPE THREAD COUPLER

C27	1/4"	1/4"
-----	------	------



### FEMALE PIPE THREAD COUPLER

C28	1/4"	1/4"
-----	------	------



### MALE PIPE THREAD NIPPLE

CP27	1/4"	1/4"
------	------	------



### FEMALE PIPE THREAD NIPPLE

CP28	1/4"	1/4"
------	------	------



## UNIVERSAL COUPLINGS

Universal couplers are designed to accept the most common styles of 1/4" nipples; Automotive, Industrial, and Aro. These couplers also interchange with the European high-flow style offered by Cejn, OBAC, and Nitto. The design of this coupler combines the easy push-to-connect feature while still maintaining a sleeve coupler profile to prevent accidental disconnection when hoses are dragged.

Universal style couplings employ a different valve design than common North American parts that allows much higher air flow rates (see chart below).

Body size	Interchange Series	Flow Rate at 100 psi
1/4"	Automotive	37 cfm
	Industrial	37
	Aro	37
	Lincoln	35
	Cejn	70
3/8"	Automotive	70 cfm
	Industrial	70
	Aro	37
	Cejn	136

Part Number	Body Size	Thread Size
-------------	-----------	-------------

### MALE PIPE THREAD COUPLER

C61	1/4"	1/4"
C61-03	1/4"	3/8"
C65	3/8"	3/8"



### FEMALE PIPE THREAD COUPLER

C60	1/4"	1/4"
C60-23	1/4"	3/8"
C66	3/8"	3/8"

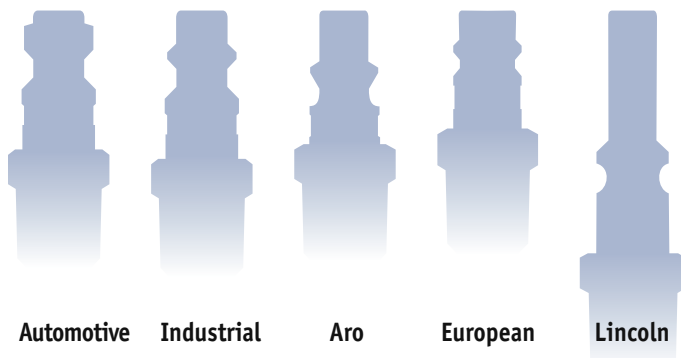


For clamshell packaged parts add: **PAK** to the part number.  
Eg... C1:PAK, CP1:PAK, etc.



## UNIVERSAL SAFETY COUPLINGS

Our new Universal Safety Couplers reduce the possibility of injury or damage from a whipping hose that is disconnected under pressure by remaining connected to the nipple until all downstream air is completely bled off. Perfect for any air drop or work bench, these couplers easily connect under zero pressure with five major interchanges including Automotive, Industrial, Aro, European, and Lincoln. Please note, in 3/8" and 1/2" body sizes, these couplers **ONLY** connect with Automotive and Industrial interchanges. For high vibration applications, we recommend the use of a whip hose to extend coupler service life.



Automotive

Industrial

Aro

European

Lincoln

4

Quick Couplings

### HOW TO CONNECT

**CONNECTING...** Insert nipple into coupler under zero pressure



Pull black sleeve back to start air flow



**VENTING...** Push black sleeve forward to stop air flow and safely vent downstream pressure



**DISCONNECTING...** Push silver ring forward to fully disconnect



Part Number	Body Size	Thread Size
-------------	-----------	-------------

#### MALE PIPE THREAD COUPLER

CS61	1/4"	1/4"
CS61-03	1/4"	3/8"
CS65	3/8"	3/8"
CS67	1/2"	1/2"



#### FEMALE PIPE THREAD COUPLER

CS60	1/4"	1/4"
CS60-23	1/4"	3/8"
CS66	3/8"	3/8"
CS68	1/2"	1/2"



#### HOSE BARB COUPLER

		Hose Size
CS60-42	1/4"	1/4"
CS60-44	1/4"	3/8"



# JAPANESE INTERCHANGE COUPLINGS

These quick couplers were developed in Japan and are often found in Japanese Automotive Manufacturing facilities. Our Japanese Interchange couplings interchange with Nitto Kohki couplings and are an excellent general purpose coupling for connecting factory air supply to pneumatic tools.

**Note: Couplings designated with suffix 'SS' are stainless steel.**

Quick Couplings

Part Number	Body Size	Thread Size
-------------	-----------	-------------

## SM MALE PIPE THREAD COUPLER

20SM	1/4"	1/4"
30SM	1/4"	3/8"
40SM	1/4"	1/2"
400SM	1/2"	1/2"
600SM	1/2"	3/4"
800SM	1/2"	1"
20SM-SS	1/4"	1/4"
30SM-SS	1/4"	3/8"
40SM-SS	1/4"	1/2"
400SM-SS	1/2"	1/2"
600SM-SS	1/2"	3/4"
800SM-SS	1/2"	1"




## SF FEMALE PIPE THREAD COUPLER

20SF	1/4"	1/4"
30SF	1/4"	3/8"
40SF	1/4"	1/2"
600SF	1/2"	3/4"
800SF	1/2"	1"
20SF-SS	1/4"	1/4"
30SF-SS	1/4"	3/8"
40SF-SS	1/4"	1/2"
400SF-SS	1/2"	1/2"
600SF-SS	1/2"	3/4"
800SF-SS	1/2"	1"



## SH HOSE BARB COUPLER

Part Number	Body Size	Hose Size
20SH	1/4"	1/4"
30SH	1/4"	3/8"
40SH	1/4"	1/2"
400SH	1/2"	1/2"
600SH	1/2"	3/4"
800SH	1/2"	1"
20SH-SS	1/4"	1/4"
30SH-SS	1/4"	3/8"
40SH-SS	1/4"	1/2"
400SH-SS	1/2"	1/2"
600SH-SS	1/2"	3/4"
800SH-SS	1/2"	1"



Part Number	Body Size	Thread Size
-------------	-----------	-------------

## PM MALE PIPE THREAD NIPPLE

10PM	1/4"	1/8"
20PM	1/4"	1/4"
30PM	1/4"	3/8"
40PM	1/4"	1/2"
400PM	1/2"	1/2"
600PM	1/2"	3/4"
800PM	1/2"	1"
20PM-SS	1/4"	1/4"
30PM-SS	1/4"	3/8"
40PM-SS	1/4"	1/2"
400PM-SS	1/2"	1/2"
600PM-SS	1/2"	3/4"



## PF FEMALE PIPE THREAD NIPPLE

20PF	1/4"	1/4"
30PF	1/4"	3/8"
40PF	1/4"	1/2"
600PF	1/2"	3/4"
800PF	1/2"	1"
20PF-SS	1/4"	1/4"
30PF-SS	1/4"	3/8"
40PF-SS	1/4"	1/2"
400PF-SS	1/2"	1/2"
600PF-SS	1/2"	3/4"
800PF-SS	1/2"	1"



## PH HOSE BARB NIPPLE

Part Number	Body Size	Hose Size
20PH	1/4"	1/4"
30PH	1/4"	3/8"
40PH	1/4"	1/2"
400PH	1/2"	1/2"
600PH	1/2"	3/4"
20PH-SS	1/4"	1/4"
30PH-SS	1/4"	3/8"
40PH-SS	1/4"	1/2"
400PH-SS	1/2"	1/2"
600PH-SS	1/2"	3/4"
800PH-SS	1/2"	1"



# STRAIGHT-THROUGH PRESSURE WASH COUPLINGS

These manual connect and disconnect couplings are commonly used in fluid transfer applications where unrestricted flow and high operating pressures are desired. In 1/2" size these couplers are also gaining popularity for glycol connections to drive units of progressive cavity jack pumps. Couplers are machined from solid brass or 303 stainless steel bar stock and come standard with buna-N (Nitrile) seals. Stainless steel balls, retaining rings, and springs provide maximum service life. Plugs are machined from solid brass, steel, or 303 stainless steel bar stock. Steel plugs are hardened and zinc plated for maximum service life.


**Temperature Range:** -20°C (-4°F) to 125°C (257°F).  
**Interchange:** Coilhose ST, Foster ST, Perfecting E, Parker ST, Holmbury HF.



Part Number	Body Size	Thread Size
-------------	-----------	-------------


**BRASS MALE PIPE COUPLER**

CST1B	1/8"	1/8"
CST3B	1/4"	1/4"
CST5B	3/8"	3/8"
CST7B	1/2"	1/2"
CST9B	3/4"	3/4"
CST11B	1"	1"




**STAINLESS STEEL MALE PIPE COUPLER**

CST1SS	1/8"	1/8"
CST3SS	1/4"	1/4"
CST5SS	3/8"	3/8"
CST7SS	1/2"	1/2"




**BRASS FEMALE PIPE COUPLER**

CST2B	1/8"	1/8"
CST4B	1/4"	1/4"
CST6B	3/8"	3/8"
CST8B	1/2"	1/2"
CST10B	3/4"	3/4"
CST12B	1"	1"




**STAINLESS STEEL FEMALE PIPE COUPLER**

CST2SS	1/8"	1/8"
CST4SS	1/4"	1/4"
CST6SS	3/8"	3/8"
CST8SS	1/2"	1/2"




**BRASS HOSE BARB COUPLER**

CSTH6B	3/8"	3/8"
CSTH8B	1/2"	1/2"
CSTH10B	3/4"	3/4"
CSTH12B	1"	1"



**G11 REPLACEMENT O-RINGS**

	Coupler Size	Material
G11-N70-110	1/4"	Nitrile
G11-N70-112	3/8"	Nitrile
G11-N70-114	1/2"	Nitrile
G11-V-110	1/4"	FPM (Viton®)
G11-V-112	3/8"	FPM (Viton®)
G11-V-114	1/2"	FPM (Viton®)




Nitrile o-rings are rated for use up to 130°C (266°F)  
 FPM (Viton®) o-rings are rated up to 200°C (392°F)

Part Number	Body Size	Thread Size
-------------	-----------	-------------


**PLATED STEEL MALE NIPPLE**

CPST1	1/8"	1/8"
CPST3	1/4"	1/4"
CPST5	3/8"	3/8"
CPST7	1/2"	1/2"
CPST9	3/4"	3/4"
CPST11	1"	1"




**BRASS MALE NIPPLE**

CPST1B	1/8"	1/8"
CPST3B	1/4"	1/4"
CPST5B	3/8"	3/8"
CPST7B	1/2"	1/2"
CPST9B	3/4"	3/4"
CPST11B	1"	1"




**STAINLESS STEEL MALE NIPPLE**

CPST1SS	1/8"	1/8"
CPST3SS	1/4"	1/4"
CPST5SS	3/8"	3/8"
CPST7SS	1/2"	1/2"




**PLATED STEEL FEMALE NIPPLE**

CPST2	1/8"	1/8"
CPST4	1/4"	1/4"
CPST6	3/8"	3/8"
CPST8	1/2"	1/2"
CPST10	3/4"	3/4"
CPST12	1"	1"



**BRASS FEMALE NIPPLE**

CPST2B	1/8"	1/8"
CPST4B	1/4"	1/4"
CPST6B	3/8"	3/8"
CPST8B	1/2"	1/2"
CPST10B	3/4"	3/4"
CPST12B	1"	1"



**STAINLESS STEEL FEMALE NIPPLE**

CPST2SS	1/8"	1/8"
CPST4SS	1/4"	1/4"
CPST6SS	3/8"	3/8"
CPST8SS	1/2"	1/2"



## GARDEN HOSE COUPLINGS

Our garden hose quick couplings are the heavy-duty answer to plastic and brass residential garden hose quick disconnects and are designed to provide quick disconnection between hoses, end fittings, or nozzles. They are a straight-through (no shut-off) design and feature brass bodies with garden hose threads.

Part Number Thread Size

### GARDEN HOSE FEMALE COUPLER

CST-GHTB GHT



### GARDEN HOSE MALE NIPPLE

CPST-GHTB GHT  
CST-G Replacement gasket



## WATER BLAST COUPLINGS

Designed exclusively for use with our Water Blast Hose Assemblies, these zinc-plated steel couplings are rated to 10,000 psi. Our Water Blast Couplers feature stainless steel retaining rings and springs to maximize corrosion resistance and extend service life while standard buna-N (Nitrile) seals allow for temperature ratings up to 121°C (250°F). Both the coupler and nipple are manufactured using high strength steel bar stock.

Temperature Range: -40°C (-40°F) to 121°C (250°F).

Part Number Body Size Thread Size Working Pressure

### PLATED STEEL COUPLER

CST-WB 1/2" 1/2" 10000 psi

### PLATED STEEL NIPPLE

CPST-WB 1/2" 1/2" 10000



## KEW STYLE PRESSURE WASH COUPLINGS

Popular with ship chandlers, these couplings are often used for pressure washing in the marine industry on freighters and large ships. These plated steel couplings come complete with female BSPP threaded connections and a 5000 psi pressure rating. These couplings are available individually or as a complete set.

Temperature Range: -20°C (-4°F) to 125°C (257°F).



Part Number Body Size Thread Size Working Pressure

### PLATED STEEL COUPLER WITH BSPP THREAD

CST-KEWC 3/8" 3/8" 5000 psi




### PLATED STEEL NIPPLE WITH BSPP THREAD

CPST-KEW 3/8" 3/8" 5000



### PLATED STEEL COUPLER & NIPPLE SET

CST-KEW 3/8" 3/8" 5000



## CARPET CLEANING COUPLINGS

Our new Carpet Cleaning ISO-B quick couplings feature a Type 304 Stainless Steel poppet valve with Viton seal. Specifically designed to offer strong flow and high working pressures, these couplers are perfect for rigorous cleaning applications including carpet cleaning, car washing, and pressure washing.

Temperature Range: -20°C (-4°F) to 180°C (356°F).



Part Number Body Size Thread Size Working Pressure

### BRASS COUPLER

C101CC-04 1/4" 1/4" 3045 psi

### BRASS NIPPLE

C102CC-04 1/4" 1/4" 3045



4

Quick Couplings

## C400 SERIES STRAIGHT-THROUGH COUPLINGS

In sewer cleaning, industrial vacuum, and hydro excavation applications, customers may choose to use these specialty couplings. The plated steel construction of our non-valved C400 Series Hydraulic couplings are perfect for the rigours of hydrovac service while also allowing for extra flow and high pressure.

**Temperature Range:** -40°C (-40°F) to 120°C (248°F).



Part Number	Body Size	Thread Size	Working Pressure
-------------	-----------	-------------	------------------

### NON-VALVED PLATED STEEL COUPLER

C401NV-08	1/2"	1/2"	3000 psi
-----------	------	------	----------



### NON-VALVED PLATED STEEL NIPPLE

C402NV-08	1/2"	1/2"	3000
-----------	------	------	------

## INJECTION MOLD COUPLINGS

Injection mold couplings provide quick coupling for cooling and heating hoses used on injection molding equipment. In 1/2" size these couplers are gaining popularity for glycol connections to drive units on progressive cavity jack pumps. They are machined from solid brass bar stock. Stainless steel balls, retaining rings, and springs provide maximum service life. A high temperature silicone seal is standard. Plugs are machined from solid brass or steel bar stock. Steel plugs are zinc plated for superior corrosion resistance. Mold couplings are usually installed by adding G21B or G2016 hose barb fittings. Where coupler must be valved, the valve and spring are inserted and retained when the hose barb or other fitting is attached.

Part Number	Body Size	NPT Size
-------------	-----------	----------

### BRASS UN-VALVED COUPLER

2CMF1-B-E	1/4"	1/8"
4CMF4-B-E	1/2"	1/2"



### BRASS UN-VALVED COUPLER, MALE PIPE THREAD

4CMM4-B-E	1/2"	1/2"
-----------	------	------



### BRASS VALVED COUPLER

2CMF1-B	1/4"	1/8"
---------	------	------

### PLATED STEEL FEMALE PIPE THREAD NIPPLE

CM2F1	1/4"	1/8"
CM2F2	1/4"	1/4"
CM2F3	1/4"	3/8"



### BRASS FEMALE PIPE THREAD NIPPLE

CM4F4-B	1/2"	1/2"
---------	------	------



### BRASS MALE PIPE THREAD NIPPLE

CM2M1-B	1/4"	1/8"
CM2M2-B	1/4"	1/4"
CM2M3-B	1/4"	3/8"
CM4M4-B	1/2"	1/2"



# PROPANE COUPLINGS

Our Propane Quick Coupler product line is CSA certified for Natural Gas and LP Gas. We carry low pressure couplings perfect for outdoor gas appliances such as barbecue grills, patio heaters, and fire pits as well as high pressure couplings in 1/4" for torches and weed burners. Please note, low pressure nipples will not interchange with high pressure nipples. In our 1/4" size, these parts can be distinguished by the seat found on the inside of the low pressure nipple as well as the notches found on the hex. Lastly, as an added safety feature, our high pressure ball valve couplers will lock the nipple in place when in the open position to prevent accidental disconnection.

**4 Temperature Range:** -40°C (-40°F) to 120°C (248°F).

Quick Couplings


Part Number Body Size Thread Size

### C632... FEMALE PIPE THREAD COUPLER

C632-04	1/4"	1/4"
C632-06	3/8	3/8
C632-08	1/2	1/2
C632-12	3/4	3/4
C632-16	1	1




### C632HP... HIGH PRESSURE FEMALE PIPE THREAD COUPLER



C632HP-04	1/4	1/4
C632HPBV-04	1/4	1/4

### C638... DUST PLUG



**Material**

C638-04	1/4	Thermoplastic Rubber
C638-06	3/8	Thermoplastic Rubber
C638-08	1/2	Thermoplastic Rubber
C638-12	3/4	Thermoplastic Rubber

### C639... DUST CAP



C639-06	3/8	Thermoplastic Rubber
C639-08	1/2	Thermoplastic Rubber
C639-12	3/4	Thermoplastic Rubber

Size	Max Pressure Rating (Natural Gas)	Max Flow Capacity (at 1/2 psi Natural Gas)
------	--------------------------------------	---

### Low Pressure Couplings

1/4"	1/2 psi	19,000 BTU
3/8	1/2	60,000
1/2	1/2	170,000
3/4	1/2	270,000
1	1/2	370,000

### High Pressure Couplings

1/4	1/2 (250 psi LP Gas)	19,000 (50,000 BTU at 1/2 psi LP Gas)
-----	-------------------------	--



Part Number Body Size Thread Size

### CP632M... MALE PIPE THREAD NIPPLE



CP632M-04	1/4"	1/4"
-----------	------	------

### CP632... FEMALE PIPE THREAD NIPPLE



CP632-06	3/8	3/8
CP632-08	1/2	1/2
CP632-12	3/4	3/4
CP632-16	1	1

### CP632HPM... HIGH PRESSURE MALE PIPE THREAD NIPPLE



CP632HPM-04	1/4	1/4
-------------	-----	-----

### CP632HP-POL... HIGH PRESSURE POL THREAD NIPPLE



CP632HP-POL	1/4	POL
-------------	-----	-----

# C100 SERIES HYDRAULIC COUPLINGS

C100 Industrial Interchange couplings are compliant with the ISO-7241-B standard and are perfectly suited to agricultural and industrial applications including mobile equipment and construction. Couplings machined from solid carbon steel come standard with buna-N (Nitrile) seals, while couplings machined from solid brass or type 316 stainless steel bar stock come standard with Viton seals. These couplings allow for bidirectional flow, feature poppet style valves, and have Type 304 Stainless Steel balls, retaining rings, and springs to provide maximum service life. All carbon steel couplings are hardened and zinc-plated to provide heavy duty performance.

**Temperature Range:** -40°C (-40°F) to 105°C (221°F) with buna-N (Nitrile) seals. -20°C (-4°F) to 200°C (392°F) with Viton seals.  
**Interchange:** Snaptite 72, Hansen HK, Parker 60, Faster HNV, Aeroquip FD45, Holmbury IB.



Part Number	Body Size	Female NPTF	Working Pressure
-------------	-----------	-------------	------------------

### C101... PLATED STEEL COUPLER

C101-02	1/8"	1/8"	7250 psi
C101-04	1/4"	1/4"	5800
C101-06	3/8"	3/8"	5075
C101-08	1/2"	1/2"	4350
C101-12	3/4"	3/4"	4350
C101-16	1"	1"	4060
C101-24	1 1/2"	1 1/2"	2465



### C101L... PLATED STEEL COUPLER WITH LOCKING SLEEVE

C101L-04	1/4"	1/4"	5800
C101L-06	3/8"	3/8"	5075
C101L-08	1/2"	1/2"	4350
C101L-12	3/4"	3/4"	4350
C101L-16	1"	1"	4060

### C101B... BRASS COUPLER

C101B-02	1/8"	1/8"	3045
C101B-04	1/4"	1/4"	3045
C101B-06	3/8"	3/8"	2610
C101B-08	1/2"	1/2"	2610
C101B-12	3/4"	3/4"	2030
C101B-16	1"	1"	2030



### C101BL... BRASS COUPLER WITH LOCKING SLEEVE

C101BL-04	1/4"	1/4"	3045
C101BL-06	3/8"	3/8"	2610

### C101SS... TYPE 316 STAINLESS STEEL COUPLER

C101SS-02	1/8"	1/8"	4350
C101SS-04	1/4"	1/4"	4350
C101SS-06	3/8"	3/8"	3625
C101SS-08	1/2"	1/2"	3625
C101SS-12	3/4"	3/4"	3625
C101SS-16	1"	1"	2900



### C101SSL... STAINLESS COUPLER WITH LOCKING SLEEVE

C101SSL-04	1/4"	1/4"	4350
C101SSL-06	3/8"	3/8"	3625

Part Number	Body Size	Female NPTF	Working Pressure
-------------	-----------	-------------	------------------

### C102... PLATED STEEL NIPPLE

C102-02	1/8"	1/8"	7250 psi
C102-04	1/4"	1/4"	5800
C102-06	3/8"	3/8"	5075
C102-08	1/2"	1/2"	4350
C102-12	3/4"	3/4"	4350
C102-16	1"	1"	4060
C102-24	1 1/2"	1 1/2"	2465



### C102B... BRASS NIPPLE

C102B-02	1/8"	1/8"	3045
C102B-04	1/4"	1/4"	3045
C102B-06	3/8"	3/8"	2610
C102B-08	1/2"	1/2"	2610
C102B-12	3/4"	3/4"	2030
C102B-16	1"	1"	2030



### C102SS... TYPE 316 STAINLESS STEEL NIPPLE

C102SS-02	1/8"	1/8"	4350
C102SS-04	1/4"	1/4"	4350
C102SS-06	3/8"	3/8"	3625
C102SS-08	1/2"	1/2"	3625
C102SS-12	3/4"	3/4"	3625
C102SS-16	1"	1"	2900



### C108... DUST PLUG

Part Number	Body Size	Material
C108-04	1/4"	PVC
C108-06	3/8"	PVC
C108-08	1/2"	PVC
C108-12	3/4"	PVC
C108-16	1"	PVC



### C109... DUST CAP

C109-04	1/4"	PVC
C109-06	3/8"	PVC
C109-08	1/2"	PVC
C109-12	3/4"	PVC
C109-16	1"	PVC



### C101SK... SEAL KIT

Part Number	Fits Body Size
C101SK-04	1/4"
C101SK-06	3/8"
C101SK-08	1/2"
C101SK-12	3/4"
C101SK-16	1"



4

Quick Couplings

## C200 SERIES HYDRAULIC COUPLINGS

C200 couplings are compliant with the ISO-7241-A standard and are commonly found in industrial and agricultural applications. Couplings are machined from solid carbon steel and come standard with buna-N (Nitrile) seals. These couplings allow for bidirectional flow, feature poppet style valves, and have Type 304 Stainless Steel balls, retaining rings, and springs to provide maximum service life. Couplings are hardened and zinc-plated to provide heavy duty performance.

**Temperature Range:** -40°C (-40°F) to 105°C (221°F).

**Interchange:** Snaptite 61, Hansen IA, Parker 6600, Faster ANV, Aeroquip FD56 (5600), Holmbury IA.

## C200VV SERIES HYDRAULIC COUPLINGS

C200VV Series thread-to-connect couplings allow users to connect under residual pressure and are commonly found on snow removal equipment as well as in agricultural and industrial applications. These couplings feature a zinc-plated carbon steel construction, allow for bidirectional flow, and come standard with buna-N (Nitrile) seals. The thread-to-connect design eliminates brinelling and common built-up pressure connection problems. C200VV Series couplings will connect with C200 couplings in 1/2" size.

**Temperature Range:** -40°C (-40°F) to 105°C (221°F).

**Interchange:** Faster VV, DNP VV, Holmbury PLC.

4

Quick Couplings



Part Number	Body Size	Female NPTF	Working Pressure
-------------	-----------	-------------	------------------

### C201... PLATED STEEL COUPLER

C201-04-04	1/4"	1/4"	5800 psi
C201-06-06	3/8"	3/8"	5075
C201-08-08	1/2"	1/2"	4640
C201-12-12	3/4"	3/4"	4350
C201-16-16	1"	1"	3625
C201-20-20	1 1/4"	1 1/4"	3625



### C202... PLATED STEEL NIPPLE

C202-04-04	1/4"	1/4"	5800
C202-06-06	3/8"	3/8"	5075
C202-08-08	1/2"	1/2"	4640
C202-12-12	3/4"	3/4"	4350
C202-16-16	1"	1"	3625
C202-20-20	1 1/4"	1 1/4"	3625



### C208... DUST PLUG

		Material
C208-04	1/4"	PVC
C208-06	3/8"	PVC
C208-08	1/2"	PVC
C208-12	3/4"	PVC
C208-16	1"	PVC



### C209... DUST CAP

C209-04	1/4"	PVC
C209-06	3/8"	PVC
C209-08	1/2"	PVC
C209-12	3/4"	PVC
C209-16	1"	PVC



### C201SK... SEAL KIT

	Fits Body Size
C201SK-04	1/4"
C201SK-06	3/8"
C201SK-08	1/2"
C201SK-12	3/4"
C201SK-16	1"



Part Number	Body Size	Female NPTF	Working Pressure
-------------	-----------	-------------	------------------

### C201VV... PLATED STEEL COUPLER

C201VV-04	1/4"	1/4"	4350 psi
C201VV-06	3/8"	3/8"	4350
C201VV-08	1/2"	1/2"	4350
C201VV-12	3/4"	3/4"	4060
C201VV-16	1"	1"	3625



### C202VV... PLATED STEEL NIPPLE

C202VV-04	1/4"	1/4"	4350
C202VV-06	3/8"	3/8"	4350
C202VV-08	1/2"	1/2"	4350
C202VV-12	3/4"	3/4"	4060
C202VV-16	1"	1"	3625



### C208VV... DUST PLUG

		Material
C208VV-04	1/4"	Aluminum
C208VV-06	3/8"	Aluminum
C208VV-08	1/2"	Aluminum
C208VV-12	3/4"	Aluminum
C208VV-16	1"	Aluminum



### C209VV... DUST CAP

C209VV-04	1/4"	Aluminum
C209VV-06	3/8"	Aluminum
C209VV-08	1/2"	Aluminum
C209VV-12	3/4"	Aluminum
C209VV-16	1"	Aluminum





## C300 EXTREME PRESSURE COUPLINGS

C300 thread-to-connect couplings are designed for high pressure applications found on torque wrenches, hydraulic jacks, and other construction and demolition equipment. Couplings are made from zinc-plated carbon steel and come standard with polyurethane and buna-N (Nitrile) seals. They feature ball-style valves, allow for bidirectional flow, and can be connected with low residual pressure in the hydraulic circuit. The thread-to-connect design eliminates brinelling.

**Temperature Range:** -30°C (-22°F) to 105°C (221°F).  
**Interchange:** Parker 3000, Enerpac C604, Faster PVV, Holmbury PSB.



C300KM Series high pressure poppet valve couplings are primarily used on bolt tensioners, hydraulic jacks, hydraulic hammers, and other high pressure applications. The carbon steel construction with black zinc-nickel plating offers superior corrosion resistance. These couplings are rated to 21750 psi, come standard with buna-N (Nitrile) seals, and allow for bidirectional flow.

**Temperature Range:** -40°C (-40°F) to 105°C (221°F).  
**Interchange:** Holmbury KM.



4

Quick Couplings

Part Number	Body Size	Female NPTF	Working Pressure
-------------	-----------	-------------	------------------

### C301... PLATED STEEL COUPLER

C301-04	1/4"	1/4"	10440 psi
C301-06	3/8"	3/8"	10440



### C301F... PLATED STEEL FEMALE NPT COUPLER

C301F-06	3/8"	3/8"	10440
----------	------	------	-------




### C302... PLATED STEEL NIPPLE

C302-04	1/4"	1/4"	10440
C302-06	3/8"	3/8"	10440



### C308... DUST PLUG

Part Number	Body Size	Material
C308-04	1/4"	Steel
C308-06	3/8"	Steel



### C309... DUST CAP

C309-04	1/4"	Steel
C309-06	3/8"	Steel



Part Number	Body Size	Female NPTF	Working Pressure
-------------	-----------	-------------	------------------

### C301KM... CARBON STEEL COUPLER

C301KM-02-04	1/8"	1/4"	21750 psi
--------------	------	------	-----------



### C302KM... CARBON STEEL NIPPLE

C302KM-02-04	1/8"	1/4"	21750
--------------	------	------	-------



## C400 SERIES HYDRAULIC COUPLINGS

C400 Series Couplings are commonly found in the agricultural industry and comply with ISO standard 5675. In the 1/2" size only, they also meet ISO-7421-A, and so interchange with C200 series 1/2" parts. C400 Series Couplings feature zinc-plated carbon steel construction and come standard with buna-N (Nitrile) seals. Traditionally, these couplings were supplied with ball type valves. However, to reduce unsightly dripping, Green Line stocks poppet valves. For ball valves in our 1/2" size, specify "BA" after the dash size.



**Temperature Range:** -40°C (-40°F) to 120°C (248°F).

**Interchange:** Parker 4000, Aeroquip FD76, Safeway S20.

Quick Couplings

Part Number	Body Size	Thread Size	Working Pressure
-------------	-----------	-------------	------------------

### C401... AGRICULTURAL INTERCHANGE COUPLER

C401-04	1/4"	1/4"	3000 psi
C401-06	3/8"	3/8"	3000
C401-08	1/2"	1/2"	3000
C401-08BA	1/2"	1/2"	3000
C401-12	3/4"	3/4"	3000
C401-16	1"	1"	3000



### C403... O-RING BOSS COUPLER

C403-08	1/2"	3/4-16	3000
C403-10	1/2"	7/8-14	3000



### C405... TWO-WAY SLEEVE COUPLER

C405-06	3/8"	3/8"	3000
C405-08	1/2"	1/2"	3000
C405ORB-08	1/2"	3/4"	3000
C405-08-12	1/2"	3/4"	3000



### C406... CONNECT UNDER PRESSURE COUPLER

C406-08	1/2"	1/2"	3000
C406ORB-10	1/2"	7/8-14	3000



### C402... AGRICULTURAL INTERCHANGE NIPPLE

C402-04	1/4"	1/4"	3000
C402-06	3/8"	3/8"	3000
C402-08	1/2"	1/2"	3000
C402-08BA	1/2"	1/2"	3000
C402-08-12	1/2"	3/4"	3000
C402-12	3/4"	3/4"	3000
C402-16	1"	1"	3000



### C404... O-RING BOSS NIPPLE

		Female ORB	
C404-08	1/2"	3/4-16	3000
C404-08BA	1/2"	3/4-16	3000
C404-10	1/2"	7/8-14	3000

Part Number	Body Size	Material
<b>C408... DUST PLUG WITH CHAIN</b>		
C408R-04	1/4"	Rubber
C408R-06	3/8"	Rubber
C408R-08	1/2"	Rubber
C408-12	3/4"	Thermoplastic
C408-16	1"	Thermoplastic



<b>C409... DUST CAP WITH CHAIN</b>		
C409R-04	1/4"	Rubber
C409R-06	3/8"	Rubber
C409R-08	1/2"	Rubber
C409-12	3/4"	Thermoplastic
C409-16	1"	Thermoplastic



**NOTE:** For the 1/2" body size, more economical thermoplastic dust caps and plugs are available. See C208-08 and C209-08

### C400C... BREAK-AWAY CLAMPS

C400C-06	3/8"
C400C-08	1/2"



### C405-08-KIT... BREAKAWAY COUPLER KIT

C405-08-KIT	1/2"
-------------	------



### C406MR... MOUNTING RING

C406MR-08	1/2"
-----------	------



### O111PG... AGRICULTURAL COUPLER HANDLE

Looking to add a little extra to your couplers? Use our new O111PG Coupler Handle to add some grip to your couplers. Knurled, zinc-plated carbon steel, these coupler handles add safety and comfort when coupling hydraulic lines and with the ability to color-code, you'll never get your lines mixed up again.

O111PG-08-08	Female ORB	3/4-16
--------------	------------	--------



## C500 SERIES HYDRAULIC COUPLINGS

C500 Series Wing Nut couplings feature a brass body and a zinc-plated carbon steel wing nut and come standard with buna-N (Nitrile) seals. The brass construction makes these couplings the ideal choice for water based applications while the thread-to-connect wing nut design allows for connection and disconnection by hand. C500 Series couplings can be connected under residual pressure, allow for bidirectional flow, and are commonly found on trailers and in the oil and gas markets.

**Temperature Range:** -40°C (-40°F) to 105°C (221°F).

**Interchange:** Snaptite 78, Hansen 96, Parker 6100, Faster FB, Aeroquip 5100, Holmbury WSC.



Part Number	Body Size	Thread Size	Working Pressure
-------------	-----------	-------------	------------------

### C501... WING NUT COUPLER

C501-12-08	3/4"	1/2"	3045 psi
C501-12	3/4"	3/4"	3045
C501-16	1"	1"	3045
C501-20	1 1/4"	1 1/4"	2755
C501-24	1 1/2"	1 1/2"	2538



### C502... WING NUT NIPPLE

C502-12-08	3/4"	1/2"	3045
C502-12	3/4"	3/4"	3045
C502-16	1"	1"	3045
C502-20	1 1/4"	1 1/4"	2755
C502-24	1 1/2"	1 1/2"	2538



### C508... DUST PLUG

		Material
C508-12	3/4"	Steel
C508-16	1"	Steel
C508-20	1 1/4"	Steel
C508-24	1 1/2"	Steel



### C509... DUST CAP

C509-12	3/4"	Steel
C509-16	1"	Steel
C509-20	1 1/4"	Steel
C509-24	1 1/2"	Steel



## C500H SERIES HYDRAULIC COUPLINGS

C500H Heavy-Duty Wing Nut couplings are found in oilfield and mining applications where high pressure, shockloads, or external abuse makes other couplings unsuitable. These robust, zinc-plated carbon steel couplings are rated to 5000 psi, allow for bidirectional flow, and come standard with buna-N (Nitrile) seals. The thread-to-connect design eliminates brinelling and the cast steel heavy-duty sleeve features an inspection hole allowing the user to ensure a complete connection. C500H couplings comply with Det Norske Verita North Sea standards.

**Temperature Range:** -40°C (-40°F) to 105°C (221°F).


**Interchange:** Snaptite 75, DNP VFF-HD, Faster OGV, Aeroquip FD85, Holmbury LC.



Part Number	Body Size	Thread Size	Working Pressure
-------------	-----------	-------------	------------------

### C501H... HEAVY-DUTY WING NUT COUPLER

C501H-12	3/4"	3/4"	5000 psi
C501H-16	1"	1"	5000
C501H-20	1 1/4"	1 1/4"	5000
C501H-24	1 1/2"	1 1/2"	5000
C501H-32	2"	2"	5000



### C502H... HEAVY-DUTY NIPPLE

C502H-12	3/4"	3/4"	5000
C502H-16	1"	1"	5000
C502H-20	1 1/4"	1 1/4"	5000
C502H-24	1 1/2"	1 1/2"	5000
C502H-32	2"	2"	5000



### C508H... DUST PLUG

		Material
C508H-12	3/4"	Steel
C508H-16	1"	Steel
C508H-20	1 1/4"	Steel
C508H-24	1 1/2"	Steel
C508H-32	2"	Steel



### C509H... DUST CAP

C509H-12	3/4"	Steel
C509H-16	1"	Steel
C509H-20	1 1/4"	Steel
C509H-24	1 1/2"	Steel
C509H-32	2"	Steel



## C600 SERIES HYDRAULIC COUPLINGS

C600 Series couplings occur in certain niche markets often found on material handling equipment, small tractors, and hydraulic presses. These couplings are machined from solid carbon steel bar stock, are rated to 6000 psi, and feature a leak-free poppet-style valve connection.

**Temperature Range:** -40°C (-40°F) to 120°C (248°F).

**Interchange:** Parker SM, Aeroquip FD48, Safeway SH20.



### C601... BRUNING SM INTERCHANGE COUPLER

C601-04-04	1/4"	1/4"	6000 psi
C601-04-06	1/4"	3/8"	6000



### C602... BRUNING SM INTERCHANGE NIPPLE

C602-04-04	1/4"	1/4"	6000
C602-04-06	1/4"	3/8"	6000



# C700 SERIES HYDRAULIC COUPLINGS

C700 Flush-Face Couplings were developed to handle dirty conditions in construction and maintenance applications. The flat faces on both coupler and nipple are easily wiped clean before connection, avoiding difficult connection and fluid contamination. Other features include a built-in sleeve lock (by rotating the sleeve), single handed connection, non-spill design, excellent bidirectional flow performance, and an enhanced zinc-nickel plating for superior corrosion resistance. Flush-Face Couplings are most often seen on hydraulic jackhammers and emergency rescue equipment, but they are gaining in popularity in a variety of applications. The 3/8" size conforms to HTMA (Hydraulic Tool Manufacturers Association) specifications. C700 Series Couplings come standard with buna-N (Nitrile) seals and exceed ISO 16028 specifications.

**Temperature Range:** -40°C (-40°F) to 105°C (221°F).  
**Interchange:** Aeroquip FD89, Parker FF, Holmbury HQ.



Part Number	Body Size	Thread Size	Working Pressure
-------------	-----------	-------------	------------------

### C701... STANDARD FLUSH FACE COUPLER

C701-04-04	1/4"	1/4"	5800 psi
C701-06-06	3/8"	3/8"	5075
C701-06-08	3/8"	1/2"	5075
C701-08-08	1/2"	1/2"	5075
C701-08-12	1/2"	3/4"	5075
C701-10-12	5/8"	3/4"	5075
C701-12-12	3/4"	3/4"	5075
C701-12-16	3/4"	1"	5075
C701-16-16	1"	1"	3770



### C702... STANDARD FLUSH FACE NIPPLE

C702-04-04	1/4"	1/4"	5800
C702-06-06	3/8"	3/8"	5075
C702-06-08	3/8"	1/2"	5075
C702-08-08	1/2"	1/2"	5075
C702-08-12	1/2"	3/4"	5075
C702-10-12	5/8"	3/4"	5075
C702-12-12	3/4"	3/4"	5075
C702-12-16	3/4"	1"	5075
C702-16-16	1"	1"	3770



### C703... FLUSH FACE COUPLER WITH ORB THREAD

C703-06-06	3/8"	9/16-18	5075
C703-06-08	3/8"	3/4-16	5075
C703-08-10	1/2"	7/8-14	5075
C703-08-12	1/2"	1 1/16-12	5075
C703-10-12	5/8"	1 1/16-12	5075
C703-12-12	3/4"	1 1/16-12	5075
C703-12-16	3/4"	1 5/16-12	5075
C703-16-16	1"	1 5/16-12	3770

### C704... FLUSH FACE NIPPLE WITH ORB THREAD

C704-06-06	3/8"	9/16-18	5075
C704-06-08	3/8"	3/4-16	5075
C704-08-10	1/2"	7/8-14	5075
C704-08-12	1/2"	1 1/16-12	5075
C704-10-12	5/8"	1 1/16-12	5075
C704-12-12	3/4"	1 1/16-12	5075
C704-12-16	3/4"	1 5/16-12	5075
C704-16-16	1"	1 5/16-12	3770

A common problem with flat face couplings is connecting them and overcoming built-up pressure in hydraulic lines. C700CP nipples will allow you to connect up to 5000 psi residual pressure when the coupler is at 0 psi. Commonly found on skid steers, as well as agriculture and construction equipment, C700CP Nipples are designed in accordance to ISO 16028 and will interchange with our C700 couplers.

Part Number	Body Size	Thread Size	Working Pressure
-------------	-----------	-------------	------------------

### C702CP... CONNECT UNDER PRESSURE NIPPLE

C702CP-06-06	3/8"	3/8"	5075 psi
C702CP-06-08	3/8"	1/2"	5075
C702CP-08-08	1/2"	1/2"	5075
C702CP-08-12	1/2"	3/4"	5075



### C704CP... CONNECT UNDER PRESSURE NIPPLE WITH ORB THREAD

C704CP-06-08	3/8"	3/4-16	5075
C704CP-08-08	1/2"	3/4-16	5075
C704CP-08-10	1/2"	7/8-14	5075
C704CP-08-12	1/2"	1 1/16-12	5075
C704CP-12-16	3/4"	1 5/16-12	5075

Our 90° couplings allow for easy mounting without the need for additional fittings reducing any potential leakage paths as well as overall cost. Popular on agriculture and construction equipment, such as skid steer attachments, these carbon steel fittings are designed in accordance to ISO 16028.

### C703FB90... 90° COUPLER WITH ORB THREAD

C703FB90-08-08	1/2"	3/4-16	5075
----------------	------	--------	------



### C704FB90... 90° NIPPLE WITH ORB THREAD

C704FB90-08-08	1/2"	3/4-16	5075
----------------	------	--------	------



These specialty couplings feature male O-Ring Face Seal bulkhead connections and are designed in accordance to ISO 16028. They are commonly found on CAT equipment such as excavators, wheel loaders, bulldozers, and skid steers.

### C701FSBH... FLUSH FACE COUPLER WITH ORFS BULKHEAD THREAD

C701FSBH-08-10	1/2"	1-14	5075
C701FSBH-08-16	1/2"	1 7/16-12	5075



### C702FSBH... FLUSH FACE NIPPLE WITH ORFS BULKHEAD THREAD

C702FSBH-08-10	1/2"	1-14	5075
C702FSBH-08-16	1/2"	1 7/16-12	5075



### C708... DUST PLUGS

		Material
C708-06	3/8"	PVC
C708-08	1/2"	PVC
C708-12	3/4"	PVC
C708-16	1"	PVC



### C709... DUST CAPS

C709-06	3/8"	PVC
C709-08	1/2"	PVC
C709-12	3/4"	PVC
C709-16	1"	PVC



## C700H SERIES HYDRAULIC COUPLINGS

Designed for use on high pressure hydraulic tools, cutting tools, and bolting equipment, our C700H Series High Pressure Flush Face Couplings are made from zinc-plated carbon steel, come standard with buna-N (Nitrile) seals, and include a built-in sleeve lock. The 3/8" size conforms to HTMA (Hydraulic Tool Manufacturers Association) specifications.

**Temperature Range:** -40°C (-40°F) to 120°C (248°F).

**Interchange:** DNP FF Series, Snap-Tite FF Series, Safeway FF Series, Stucchi APM Series.



Part Number	Body Size	Thread Size	Working Pressure
-------------	-----------	-------------	------------------

### C701H... HIGH PRESSURE COUPLER

C701H-06-06	3/8"	3/8"	10000 psi
C701H-06-08	3/8"	1/2"	10000
C701H-12-12	3/4"	3/4"	6000



### C702H... HIGH PRESSURE NIPPLE

C702H-06-06	3/8"	3/8"	10000
C702H-06-08	3/8"	1/2"	10000
C702H-12-12	3/4"	3/4"	6000



### C703H... HIGH PRESSURE COUPLER WITH ORB THREAD

C703H-06-08	3/8"	3/4-16	10000
-------------	------	--------	-------

### C704H... HIGH PRESSURE NIPPLE WITH ORB THREAD

C704H-06-08	3/8"	3/4-16	10000
-------------	------	--------	-------

### C708H... DUST PLUGS

C708H-06	3/8"	Material: Steel
----------	------	-----------------



### C709H... DUST CAPS

C709H-06	3/8"	Material: Steel
----------	------	-----------------



## C700VEP SERIES HYDRAULIC COUPLINGS

VEP series couplings are flush face but they also thread together. This feature eliminates premature wear from brinelling of the locking balls in high impulse situations. In addition, the patented internal valve allows connection and disconnection with high residual pressures (up to 3600 psi). The flush face design is easy to clean and also avoids loss of hydraulic fluid during connection and disconnection. C700VEP Couplings come standard with buna-N (Nitrile) seals, allow for bidirectional flow, and can be found on hydraulic attachments in construction, mining, and agricultural industries.

**Temperature Range:** -40°C (-40°F) to 105°C (221°F).

**Interchange:** Stucchi VEP, Parker EFT, DNP FSI, Dixon VEP, Holmbury HFT.



Part Number	Body Size	Thread Size	Working Pressure
-------------	-----------	-------------	------------------

### C701VEP... THREAD TOGETHER COUPLER

C701VEP-06-06	3/8"	3/8"	7975 psi
C701VEP-08-08	1/2"	1/2"	7975
C701VEP-12-12	3/4"	3/4"	7975
C701VEP-16-16	1"	1"	7250
C701VEP-20-20	1 1/4"	1 1/4"	6815
C701VEP-24-24	1 1/2"	1 1/2"	5800



### C702VEP... THREAD TOGETHER NIPPLE

C702VEP-06-06	3/8"	3/8"	7975
C702VEP-08-08	1/2"	1/2"	7975
C702VEP-12-12	3/4"	3/4"	7975
C702VEP-16-16	1"	1"	7250
C702VEP-20-20	1 1/4"	1 1/4"	6815
C702VEP-24-24	1 1/2"	1 1/2"	5800



### C703VEP... THREAD TOGETHER COUPLER WITH ORB THREAD

C703VEP-06-08	3/8"	3/4-16	7975
C703VEP-08-12	1/2"	1 1/16-12	7975
C703VEP-12-12	3/4"	1 1/16-12	7975
C703VEP-16-16	1"	1 5/16-12	7250

### C704VEP... THREAD TOGETHER NIPPLE WITH ORB THREAD

C704VEP-06-08	3/8"	3/4-16	7975
C704VEP-08-12	1/2"	1 1/16-12	7975
C704VEP-12-12	3/4"	1 1/16-12	7975
C704VEP-16-16	1"	1 5/16-12	7250

### C708VEP... DUST PLUGS

		Material
C708VEP-06	3/8"	Aluminum
C708VEP-08	1/2"	Aluminum
C708VEP-12	3/4"	Aluminum
C708VEP-16	1"	Aluminum
C708VEP-20	1 1/4"	Aluminum
C708VEP-24	1 1/2"	Aluminum



### C709VEP... DUST CAPS

C709VEP-06	3/8"	Aluminum
C709VEP-08	1/2"	Aluminum
C709VEP-12	3/4"	Aluminum
C709VEP-16	1"	Aluminum
C709VEP-20	1 1/4"	Aluminum
C709VEP-24	1 1/2"	Aluminum



4

Quick Couplings

## C710 SERIES HYDRAULIC COUPLINGS

C710 Series Couplings are machined using solid steel bar stock, are zinc-plated, and come standard with buna-N (Nitrile seals). Type 304 Stainless Steel balls, retaining rings, and springs maximize corrosion resistance and extend service life. C710 Series Couplings are designed for heavy-duty operation in offshore drilling and construction equipment and comply with Det Norske Veritas North Sea standards for coupling application.

**Temperature Range:** -40°C (-40°F) to 120°C (248°F).

**Interchange:** Suptite 71, Dixon ST.



## C800 SERIES HYDRAULIC COUPLINGS

C800 Series couplings are designed for use in a variety of hydraulic systems and can be found in both industrial and agricultural applications as well as on test equipment. Featuring a zinc-plated carbon steel construction and standard buna-N (Nitrile) seals, these couplings come complete with an elongated poppet valve design to allow for simple connection and disconnection and bidirectional flow while minimizing pressure drops and spills.

**Temperature Range:** -40°C (-40°F) to 105°C (221°F).

**Interchange:** Suptite H, Faster TNV, Holmbury HTN.



4

Quick Couplings

Part Number	Body Size	Thread Size	Working Pressure
-------------	-----------	-------------	------------------

### C711... HEAVY-DUTY FLUSH-FACE COUPLER

C711-12	3/4"	3/4"	7500 psi
C711-16	1"	1"	7500
C711-16-20	1"	1 1/4"	7500



### C712... HEAVY-DUTY FLUSH-FACE NIPPLE

C712-12	3/4"	3/4"	7500
C712-16	1"	1"	7500
C712-16-20	1"	1 3/4"	7500



### C718... DUST PLUG

		Material
C718-12	3/4"	Aluminum
C718-16	1"	Aluminum



### C719... DUST CAP

C719-12	3/4"	Aluminum
C719-16	1"	Aluminum



Part Number	Body Size	Thread Size	Working Pressure
-------------	-----------	-------------	------------------

### C801 HYDRAULIC COUPLER

C801-04	1/4"	1/4"	6527 psi
C801-06	3/8"	3/8"	5076
C801-08	1/2"	1/2"	4351
C801-12	3/4"	3/4"	3626
C801-16	1"	1"	2901



### C802 HYDRAULIC NIPPLE

C802-04	1/4"	1/4"	6527
C802-06	3/8"	3/8"	5076
C802-08	1/2"	1/2"	4351
C802-12	3/4"	3/4"	3626
C802-16	1"	1"	2901



## C1000 SERIES HYDRAULIC COUPLINGS

Suitable for use on all mobile equipment and often found on Scandinavian built equipment, these high flow couplings feature a poppet style connect under pressure connection and are fitted with a safety locking sleeve to prevent accidental disconnection. The carbon steel zinc-nickel plated construction ensures superior corrosion resistance. C1000 Series couplings allow for bidirectional flow and come standard with buna-N (Nitrile) seals.

**Temperature Range:** -40°C (-40°F) to 105°C (221°F).

**Interchange:** Dixon TR, Parker Tema T, Cejn 525, DNP PTK, Holmbury F.



Part Number	Body Size	Thread Size	Working Pressure
-------------	-----------	-------------	------------------

### C1001... ZINC-NICKEL PLATED COUPLER WITH BSPP THREAD

C1001-08	1/2"	1/2"	4568 psi
C1001-12	3/4"	3/4"	4350
C1001-16	1"	1"	3770



### C1002... ZINC-NICKEL PLATED NIPPLE WITH BSPP THREAD

C1002-08	1/2"	1/2"	4568
C1002-12	3/4"	3/4"	4350
C1002-16	1"	1"	3770



### C1008... DUST PLUG

		Material
C1008-08	1/2"	PVC
C1008-12	3/4"	PVC
C1008-16	1"	PVC



### C1009... DUST CAP

C1009-08	1/2"	PVC
C1009-12	3/4"	PVC
C1009-16	1"	PVC



## C5000 SERIES HYDRAULIC COUPLINGS

Our C5000 Series couplings are designed for high pressure pulse applications and are commonly found on hammer circuits, rock crushers, and test rigs. Featuring a zinc-plated carbon steel body with Viton seals, the thread-to-connect design eliminates brinelling and keeps all internal parts held rigid, significantly reducing fatigue on the poppet, spring, and body. These couplings can be connected and disconnected under pressure, allow for bidirectional flow, and are supplied with caps and plugs to protect threads and eliminate contamination.

**Temperature Range:** -20°C (-4°F) to 120°C (248°F).

**Interchange:** Holmbury 5000.



Part Number	Body Size	Female BSPP	Working Pressure
-------------	-----------	-------------	------------------

### C5001... HEAVY-DUTY COUPLER WITH BSPP THREAD

C5001-12	3/4"	3/4"	5800 psi
C5001-16	1"	1"	5075
C5001-20	1 1/4"	1 1/4"	4640



### C5002... HEAVY-DUTY NIPPLE WITH BSPP THREAD

C5002-12	3/4"	3/4"	5800
C5002-16	1"	1"	5075
C5002-20	1 1/4"	1 1/4"	4640



## QUICK COUPLINGS FOR BOP SERVICE

The quick couplings shown on this page are designed for use with blow-out preventer systems on drilling rigs. The red colour on both the coupler and the nipple designates that these couplings are B.O.P. fire approved and have been fire tested to 700°C and Lloyds witnessed to meet the API 16D standard.



4

Quick Couplings

Part Number	Body Size	Thread Size
-------------	-----------	-------------

### C101BOP... ISO-7241B COUPLER FOR BOP SERVICE




C101BOP-08	1/2"	1/2"
C101BOP-12	3/4"	3/4"
C101BOP-16	1"	1"

### C501BOP... WING NUT COUPLER FOR BOP SERVICE



C501BOP-12	3/4"	3/4"
C501BOP-16	1"	1"

### C701BOP... VEP STYLE COUPLER FOR BOP SERVICE



C701BOP-06-06	3/8"	3/8"
---------------	------	------

Part Number	Body Size	Thread Size
-------------	-----------	-------------

### C102BOP... ISO-7241B NIPPLE FOR BOP SERVICE



C102BOP-08	1/2"	1/2"
C102BOP-12	3/4"	3/4"
C102BOP-16	1"	1"

### C502BOP... WING NUT NIPPLE FOR BOP SERVICE



C502BOP-12	3/4"	3/4"
C502BOP-16	1"	1"

### C702BOP... VEP STYLE NIPPLE FOR BOP SERVICE



C702BOP-06-06	3/8"	3/8"
---------------	------	------



# DECOMPRESSION BLOCK COUPLINGS & REPLACEMENT CARTRIDGES

Green Line offers Decompression Block Couplers and replacement cartridges designed for quick changeover of hydraulic attachments for skid steer loaders, compact loaders, backhoe loaders, and compact utility vehicles. The decompression feature enables the operator to alleviate trapped pressure, allowing the quick and easy connection of various attachments. Replacement cartridges are available for the HDB Decompression Blocks as well as for the Faster 4BD4FH and 4BD4FI Blocks commonly found on skid steer loaders and compact loaders.



**SPECIAL ORDER ONLY**

**Temperature Range:** -40°C (-40°F) to 105°C (221°F).  
**Interchange:** Faster 4BD4FH, Holmbury HDB/FFC.

Part Number	Body Size	Thread Size	Working Pressure
-------------	-----------	-------------	------------------

### HDB DECOMPRESSION BLOCK REPLACEMENT COUPLER

HDB12-F-24FSM	1/2"	2-12	5075 psi
HDB19-F-24FSM	3/4"	2-12	5075

### HDB DECOMPRESSION BLOCK CASE DRAIN REPLACEMENT NIPPLE

HDB10-M-10SM	3/8"	7/8-14	5075
--------------	------	--------	------

### HDB DECOMPRESSION BLOCK REPLACEMENT NIPPLE

HDB12-M-24FSM	1/2"	2-12	5075
HDB19-M-24FSM	3/4"	2-12	5075

### FFC DECOMPRESSION BLOCK REPLACEMENT COUPLER FOR FASTER BLOCKS

FFC12-F-M-46	1/2"	46 mm	5075
FFC12-F-M-48	1/2"	48 mm	5075

### FFC DECOMPRESSION BLOCK REPLACEMENT NIPPLE FOR FASTER BLOCKS

FFC12-M-M-46	1/2"	46 mm	5075
FFC12-M-M-48	1/2"	48 mm	5075



HDB-F



HDB10-M




HDB-M



FFC12-F



FFC12-M




HDB

Part Number	Body Size	Thread Size	Case Drain Body Size	Case Drain Thread Size	Working Pressure
-------------	-----------	-------------	----------------------	------------------------	------------------

### HDB... DECOMPRESSION BLOCK COUPLING

HDB12	1/2"	15/16-12	3/8"	9/16-18	5075 psi
HDB19	3/4"	15/16-12	3/8"	9/16-18	5075



MULTIPLATE COUPLER

## Can't find what you're looking for?

Green Line offers a variety of quick coupling solutions for all types of mobile equipment including 2, 4, and 6 port multiplate couplers as shown here. For more information, please contact us at a location near you.

## THREAD-TO-CONNECT TEST POINT COUPLINGS

Diagnostic test couplings are used to monitor pressures in hydraulic systems and can also be used to vent hydraulic systems and draw fluid samples for contamination measurement. Galvanized carbon steel construction with Buna-N (Nitrile) seals allow for working temperatures up to 125°C (257°F) for all hydraulic and mineral oils. Rated to 9100 psi, these couplers feature an M16 X 2.0 thread-to-connect body and are interchangeable with Stauff Test 20, Parker EMA3, Cejn Press-Check, Voss Point Measuring, and Tompkins Test Point designs.

Quick Couplings

### 4 T16... COUPLER WITH NPT THREAD

Part Number	Thread Size
T16-02	1/8"
T16-04	1/4"



### T11... COUPLER WITH O-RING BOSS THREAD

Part Number	Thread Size
T11-02	5/16-24
T11-04	7/16-20
T11-06	9/16-18



### T36... COUPLER WITH BSPP THREAD

Part Number	Thread Size
T36-02	1/8-28
T36-04	1/4-19
T36-06	3/8-19



### T38... COUPLER WITH BSPT THREAD

Part Number	Thread Size
T38-02	1/8-28
T38-04	1/4-19



### T73... COUPLER WITH METRIC DIN 2353 THREAD

LL Series	
T73LL-04	M8 x 1.0
T73LL-06	M10 x 1.0

L Series	
T73L-06	M12 x 1.5
T73L-08	M14 x 1.5
T73L-10	M16 x 1.5



For Test Point Micro-Bore assemblies, adapters, crimp couplings, and more, see our Pulsar Hydraulics Catalog or visit [www.greenlinehose.com](http://www.greenlinehose.com)

### Part Number Thread Size

TG08-04 1/4"



### TG08BH... UNVALVED HOSE BULKHEAD GAUGE ADAPTER

TG08BH-04 1/4"



### T00... UNVALVED HOSE CONNECTOR

T00



### T00BH... COUPLER WITH BULKHEAD HOSE ADAPTER

T00BH



## C790 TEST POINT QUICK COUPLINGS

Occasionally, you may find push-to-connect test point couplings on North American made equipment. Our C790 Series will allow you to adapt your micro-bore hose assemblies to fit these couplings. C790 couplings meet the ISO 15171-1 interchange standard, are fitted with buna-N (nitrile) seals and feature zinc-plated carbon steel construction. The flush face design allows for minimal air inclusion and fluid loss while the quick release sleeve allows for easy push-to-connect operation.

**Temperature Range:** -20°C (-4°F) to 100°C (212°F).  
**Interchange:** Parker PD, Aeroquip FD90, Holmbury DTP.

Part Number	Body Size	Thread Size	Working Pressure
-------------	-----------	-------------	------------------

### C791... PUSH-TO-CONNECT COUPLER WITH NPT THREAD

C791-02	1/8"	1/8"	5800 psi
C791-04	1/8"	1/4"	5800



### C792... PUSH-TO-CONNECT NIPPLE WITH NPT THREAD

C792-02	1/8"	1/8"	5800
C792-04	1/8"	1/4"	5800



### C794... PUSH-TO-CONNECT NIPPLE WITH ORB THREAD

C794-04	1/8"	7/16-20	5800
C794-06	1/8"	9/16-18	5800




# FIRE HOSE NOZZLES & WRENCHES

See Valve Section  
for Fire Hydrant &  
Forestry Valves

Part No. Thread Size


## G97B... BRASS FOG NOZZLE



- G97B-100 1" Pipe (NPSH)
- G97B-150 1½" Pipe (NPSH) 

## G97... RED PLASTIC FOG NOZZLE



- G97E
- G97-075 ¾" Pipe (NPSH)
- G97-100 1" Pipe (NPSH)
- G97-150 1½" Pipe (NPSH) 
- G97E-150 Red non-ULC Economy
- G97-200 2" Pipe (NPSH)
- G97-GHT Garden hose thread
- G97G-150 1½" Replacement gasket

## G37... SOLID BRASS TAPERED NOZZLE

*NOTE: For additional wash down nozzles with garden hose threads, see the Garden Section of this catalog.*



- G37-075 ¾" Pipe (NPSH)
- G37-100 1" Pipe (NPSH)
- G37-125 1¼" Pipe (NPSH)
- G37-150 1½" Pipe (NPSH)
- G37-200 2" Pipe (NPSH)
- G37-GHT Garden hose thread

## G37P... RED PLASTIC TAPERED NOZZLE



- G37P-150 1½" Pipe (NPSH)

## G97B-GHT... BRASS TWIST NOZZLE

This very compact nozzle is typically used for forest fire mop-up along with our small diameter garden hose threaded fire hoses.

- G97B-GHT



We sell a variety of fire hose coupling wrenches to suit various coupling & hydrant designs.

Part No Thread Size

## G84... STANDARD PENTAGON WRENCH



## G84C... 1¼" SQUARE NUT CALGARY & ONTARIO WRENCH



## G84E... EDMONTON HYDRANT WRENCH



## G84NK... NAKAJIMA COUPLING WRENCH

- G84NK-200
- G84NK-250



## G84SZ... STORZ COUPLING WRENCH




## G84SZ-300... 3" STORZ COUPLING WRENCH



*Why take a chance that your hydrant wrench won't work at a critical moment. Our Premium G84U universal adjustable wrench has a double spanner head and handles pentagonal hydrant heads to 1⅞" and square heads to 1½". The spanner head works with both rocker and pin lug couplings, and the tough manganese-bronze jaw is replaceable. The chrome plated steel handle is 18" long for extra torque.*

## G84U... ADJUSTABLE WRENCH




# FORESTRY FITTINGS

Instantaneous fittings are brass or aluminum couplings designed for use in forest fire fighting. Since ends are interchangeable (there are no male or female hose ends) and connections are made with a simple quarter-turn, multiple hoses can be laid out and joined quickly. Aluminum hose fittings have the advantage of light weight, while brass hose fittings are stronger and more resistant to cracking during installation.

All our couplings come complete with expansion rings, however we also offer replacement rings so that couplings can be reused.


Part No	Hose Size	Bowl Size	Pkg Qty
---------	-----------	-----------	---------

## G85... INSTANTANEOUS HOSE FITTING




G85-100-119	1"	1 <sup>3</sup> / <sub>16</sub> " Aluminum	10
G85-150-169	1 <sup>1</sup> / <sub>2</sub> "	1 <sup>11</sup> / <sub>16</sub> " Aluminum	10
G85B-150-169	1 <sup>1</sup> / <sub>2</sub> "	1 <sup>11</sup> / <sub>16</sub> " Brass	10

## G86... INSTANTANEOUS MALE PIPE ADAPTER



	Pipe Size	
G86-100	1"	5
G86-150	1 <sup>1</sup> / <sub>2</sub> "	5
G86N-150	1 <sup>1</sup> / <sub>2</sub> " Nylon	5

## G87... INSTANTANEOUS FEMALE PIPE ADAPTER



G87-100	1" NPT	5
G87-150	1 <sup>1</sup> / <sub>2</sub> " NPT	5
G87N-150	1 <sup>1</sup> / <sub>2</sub> " NPSH Nylon	5
G87S-150	1 <sup>1</sup> / <sub>2</sub> " NPSH *	5

\* G87S has a short, straight thread to connect to male fire hose threads.

## G88C... INSTANTANEOUS CAP



G88C		5
------	--	---

## G88... GROOVED GASKET



G88	Grooved gasket	10
G88W	Fits G87 NPSH thread	10

Part No	Hose Size	Bowl Size	Pkg Qty
---------	-----------	-----------	---------

## G86-GHT... INSTANTANEOUS MALE GARDEN HOSE THREAD ADAPTER



G86-GHT	GHT		5
---------	-----	--	---

## G87-GHT... INSTANTANEOUS FEMALE GARDEN HOSE THREAD ADAPTER



G87-GHT	GHT		5
---------	-----	--	---

## G95-150... INSTANTANEOUS HOSE SHANK




G95-150	1 <sup>1</sup> / <sub>2</sub> "		10
---------	---------------------------------	--	----

## G80WT... WATER THIEF WITH MALE THREADS



G80WT	1 <sup>1</sup> / <sub>2</sub> " NPSH x GHT	
-------	--	--

## G87WT... WATER THIEF WITH INSTANTANEOUS ENDS



G87WT	Instantaneous x GHT	
-------	---------------------	--

Note: To add a garden hose shut off valve to the water thief, see the various options in the Garden & Pressure Wash section of the catalog

# FIRE HOSE FITTINGS

G80B couplings are economically priced and are commonly found on stand-by and cabinet fire hoses. Both male and female couplings have rocker lugs for easy tightening. Standard couplings come with NPSH threads.

G80 Aluminum couplings are hard coated for superior corrosion and wear resistance and to resist thread galling. Both male and female couplings have rocker lugs for easy tightening. Standard 1½" couplings have NPSH threads.

Part No.	Hose Size	Bowl Size
----------	-----------	-----------

### 1½" BRASS COUPLINGS

#### FULL SETS

G80B-150-169	1½"	111/16"
G80B-150-175	1½"	13/4"
G80B-150-181	1½"	113/16"
G80B-150-194	1½"	115/16"

#### MALE ONLY

G80BM-150-169	1½"	111/16"
G80BM-150-175	1½"	11/4"
G80BM-150-181	1½"	113/16"
G80BM-150-194	1½"	115/16"

#### FEMALE ONLY

G80BF-150-169	1½"	111/16"
G80BF-150-175	1½"	13/4"
G80BF-150-181	1½"	113/16"
G80BF-150-194	1½"	115/16"



For 2½" municipal fire hoses, the threads vary by province and state and sometimes even by city. Our basic part numbers are G80 for a coupling set, G80M for males, and G80F for females. Both male and female couplings have rocker lugs for easy tightening. In addition, please specify the threads from the list shown. For example, for a hose that will be used in Manitoba, specify G80WCT-250 thread couplings.

### 2½" BRASS COUPLINGS

#### FULL SETS

G80B-250-275	2½"	23/4"
--------------	-----	-------

#### MALE ONLY

G80BM-250-275	2½"	23/4"
---------------	-----	-------

#### FEMALE ONLY

G80BF-250-275	2½"	23/4"
---------------	-----	-------



Part No.	Hose Size	Bowl Size	Pkg Qty
----------	-----------	-----------	---------

### G80G... REPLACEMENT GASKETS



G80G-150	1½"	10
G80G-250	2½"	10

Part No.	Hose Size	Bowl Size
----------	-----------	-----------

### 1" & 1½" HARDCOAT ALUMINUM ROCKER LUG COUPLINGS

#### FULL SETS

G80-100-125	1"	11/4"
G80-150-169	1½"	111/16"
G80-150-175	1½"	13/4"
G80-150-181	1½"	113/16"
G80-150-194	1½"	115/16"

#### MALE ONLY

G80M-100-125	1"	11/4"
G80M-150-169	1½"	111/16"
G80M-150-175	1½"	13/4"
G80M-150-181	1½"	113/16"
G80M-150-194	1½"	115/16"

#### FEMALE ONLY

G80F-100-125	1"	11/4"
G80F-150-169	1½"	111/16"
G80F-150-175	1½"	13/4"
G80F-150-181	1½"	113/16"
G80F-150-194	1½"	115/16"



### 2½" HARDCOAT ALUMINUM ROCKER LUG COUPLINGS

#### FULL SETS

G80-250-275	2½"	23/4"
G80-250-281	2½"	213/16"
G80-250-294	2½"	215/16"
G80-250-300	2½"	3"

#### MALE ONLY

G80M-250-275	2½"	23/4"
G80M-250-281	2½"	213/16"
G80M-250-294	2½"	215/16"
G80M-250-300	2½"	3"

#### FEMALE ONLY

G80F-250-275	2½"	23/4"
G80F-250-281	2½"	213/16"
G80F-250-294	2½"	215/16"
G80F-250-300	2½"	3"



### G88R... EXPANSION RINGS

#### Coupling Type

G88R-100-122	G80
G88R-150-075	G80B
G88R-150-088	G85
G88R-150-115	G80
G88R-250-150	G80



# FIRE HOSE FITTINGS

## HOW TO MEASURE A MALE FIRE HOSE THREAD:

Take a strip of paper about 1" wide and wrap it around the male thread snugly so that it overlaps. Where the two ends overlap, use a pin to pierce the paper so that there is a hole in both ends. Press your thumb against the paper so that the threads leave an impression. Remove the paper and measure the distance between the pinholes. This distance, divided by 3.1416, equals the thread o.d. Count the number of thread impressions showing on the paper and divide by the total width of the impressions (in inches). This figure is the pitch in threads per inch.

## ALUMINUM SUCTION HOSE COUPLINGS

Part No.	Fire Thread	Hose Size
G31BAT-250	2½" Male BAT	2½"
G32BAT-250	2½" Female BAT	2½"



## PARTIAL LISTING OF FIRE HOSE THREADS

Code	Region Used	Description	O.D.	Pitch
<b>1½" Canadian Threads:</b>				
NPSH		NPSH Straight Iron Pipe Thread	1.878"	11.5
<b>2½" Canadian Threads:</b>				
BAT	BC/Alberta	BCST British Columbia Standard Thread and AMA Alberta Mutual Aid combined*	2.990"	8*
CSA	Ontario	Canadian Standards Assn.	3.125"	5
NS1	Nova Scotia	Nova Scotia - zone 1	3.234"	5
QST	Quebec	Quebec Standard Thread	3.031"	7
WCT	Sask. & Manitoba	Western Canada Fire Underwriters Assn.	3.250"	6
<b>1½" Other Threads:</b>				
BSP		British Standard Pipe Thread	1.882"	11
NST		NH and NST and ANSI Thread	1.990"	9
<b>2½" Other Threads:</b>				
BSP		British Standard Pipe Thread	2.956"	11
NST		NH and NST and ANSI Thread	3.068"	7.5

\* BAT Threads are designed to function with both BCST and AMA fittings. To accomplish this, the BAT male is cut to suit the smallest thread O.D., which is AMA fitting at 2.99", while the female coupling is machined to fit the largest I.D.

# HYDRANT ADAPTERS

## 2½" FIRE HOSE THREAD ADAPTERS

### G82... FEMALE FIRE BY MALE NPT

Fire Thread	Male Thread	Part No.
2½" BAT	1½" NPT	G82BAT-150
	2"	G82BAT-200
	2½"	G82BAT-250
	3"	G82BAT-300
2½" CSA	1½" NPT	G82CSA-150
	2"	G82CSA-200
	2½"	G82CSA-250
	3"	G82CSA-300
2½" NS1	1½" NPT	G82NS1-150
	2"	G82NS1-200
	3"	G82NS1-300
2½" QST	1½" NPT	G82QST-150
	2"	G82QST-200
	2½"	G82QST-250
	3"	G82QST-300
2½" WCT	1½" NPT	G82WCT-150
	2"	G82WCT-200
	2½"	G82WCT-250
	3"	G82WCT-300

There is a practically endless selection of custom machined hydrant adapters that can be ordered. The most important ones are listed below. Please call for other configurations.



G82



G82S

### G82S... SWIVEL FEMALE FIRE BY MALE NPT

2½" BAT	2" NPT	G82SBAT-200
	2½" NPT	G82SBAT-250

### G81... MALE FIRE BY MALE NPT

2½" BAT	1½" NPT	G81BAT-150
	2"	G81BAT-200
	2½"	G81BAT-250
	3"	G81BAT-300
2½" CSA	1½" NPT	G81CSA-150
	2"	G81CSA-200
	2½"	G81CSA-250
	3"	G81CSA-300
2½" NS1	1½" NPT	G81NS1-150
	2"	G81NS1-200
	3"	G81NS1-300
2½" QST	1½" NPT	G81QST-150
	2"	G81QST-200
	2½"	G81QST-250
	3"	G81QST-300
2½" WCT	1½" NPT	G81WCT-150
	2"	G81WCT-200
	2½"	G81WCT-250
	3"	G81WCT-300



G81



G81FM-NPSH-GHT-150



G81FM-NPSH-NPT-150-150



G81MM-NPSH-NPT-150-150



G81SM-NPSH-NPT-150-150

### OTHER FIRE HOSE THREAD ADAPTERS

Thread	Size	Thread	Part No.
Female NPSH	1½"	Male GHT	G81FM-NPSH-GHT-150
Female NPSH	1½"	Male NPT	G81FM-NPSH-NPT-150-150
Male NPSH	1½"	Male NPT	G81MM-NPSH-NPT-150-150
Swivel NPSH	1½"	Male NPT	G81SM-NPSH-NPT-150-150
Storz	2"	Female BSP	G81BZF-BSP-200-200
Storz	2"	Female NPSH	G81BZF-NPSH-200-200



G81BZF

# INTERNATIONAL FIRE HOSE FITTINGS

## INTERNATIONAL FIRE HOSE COUPLINGS

Fire hose fittings found on ships can be any of a multitude of designs from around the world. We stock the five standards that we have found to be the most popular. All of the couplings listed are brass.

Since many ships, and the ship chandlers that supply them, often rely on the IMPA (International Marine Purchasing Association) catalog as a reference when ordering products, we have provided the IMPA code where possible.

**NAKAJIMA** couplings conform to the Japanese JIS F7335 standard. The two halves are identical and a quarter turn locks the couplings together.

**MACHINO** fittings are also a Japanese design, but conform to JIS B9911. They are a push-to-connect coupling with a distinctive outer rubber bumper on the female half. Pushing the flange on the male half releases the fittings.

**JOHN MORRIS** couplings, also known as British Instantaneous, meet the BS 336 British Standard design. The distinctive arms on the female coupling are spring-loaded and lock onto the male fitting when pushed together. Pulling the arms away from the coupling releases the fitting.

**STORZ** fittings are based on a German design and conform to DIN 14302 and DIN 14303. A quarter turn mates the two identical halves.

**PIN STYLE** couplings are a male and female threaded coupling with pin lugs for tightening. They have NST (NH) US style threads or NPSH straight pipe threads as shown.

Part No.	IMPA Code	Size	Hose I.D.
----------	-----------	------	-----------

### G95NK... NAKAJIMA HOSE SHANK

G95NK-150	33-08-51	1½"	1½"
G95NK-200	33-08-52	2"	2"
G95NK-250	33-08-53	2½"	2½"
G95NK-250-150	33-08-91	2½"	1½"
G95NK-250-200		2½"	2"



### G91MC... MACHINO MALE HOSE SHANK

G91MC-150	33-08-55	1½"	1½"
G91MC-200	33-08-56	2"	2"
G91MC-250	33-08-57	2½"	2½"



### G92MC... MACHINO FEMALE HOSE SHANK

G92MC-150	33-08-55	1½"	1½"
G92MC-200	33-08-56	2"	2"
G92MC-250	33-08-57	2½"	2½"



Part No.	IMPA Code	Male Size	Hose I.D.
----------	-----------	-----------	-----------

### G91JM... JOHN MORRIS MALE HOSE SHANK

G91JM-150	33-08-59	1½"	1½"
G91JM-250	33-08-61	2½"	2½"
G91JM-250-150		2½"	1½"



### G92JM... JOHN MORRIS FEMALE HOSE SHANK

Part No.	IMPA Code	Female Size	Hose I.D.
G92JM-150	33-08-59	1½"	1½"
G92JM-250	33-08-61	2½"	2½"



### G95SZ... STORZ HOSE SHANK

Part No.	IMPA Code	Size	Thread
G95SZ-150	33-08-75	1½"	1½"
G95SZ-200		2"	2"
G92SZ-200-150		2½"	1½"
G95SZ-250		2½"	2½"



Part No.	Size	Thread O.D. & Pitch	Qty
----------	------	---------------------	-----

### G31B... NPSH MALE

G31B-150	1½"	1.878" - 11½	5
G31B-200	2"	2.352" - 11½	5
G31B-250	2½"	2.841" - 8	1



### G32B... NPSH FEMALE

G32B-150	1½"	1.878" - 11½	5
G32B-200	2"	2.352" - 11½	5
G32B-250	2½"	2.841" - 8	1



### G31BNST... NST PIN LUG MALE

Also called NH or ANSI thread

G31BNST-150	33-08-65M	1½"	1.990" - 9	1
G31BNST-250	33-08-66M	2½"	3.068" - 7½	1
G31BNST-250-150	33-08-93M	2½"	3.068" - 7½	1



### G32BNST NST PIN LUG FEMALE

Also called NH or ANSI thread

G32BNST-150	33-08-65F	1½"	1.990" - 9	1
G32BNST-250	33-08-66F	2½"	3.068" - 7½	1
G32BNST-250-150	33-08-93F	2½"	3.068" - 7½	1





# INTERNATIONAL FIRE HOSE FITTINGS

## ADJUSTABLE INTERNATIONAL NOZZLES

We offer lightweight G37 aluminum compact nozzles as well as traditional G97 three position brass nozzle bodies. Both of these parts have female threads that will accept a wide variety of coupling styles. Simply choose the nozzle style and then add the appropriate adapter to connect to your fire hose.

Part No.	Description	Hose Size
<b>NOZZLES</b>		
G37T-150	Compact nozzle	1½"
G37T-200	Compact nozzle	2"
G37T-250	Compact nozzle	2½"
G97-3-150	Three position nozzle	1½"
G97-3-200	Three position nozzle	2"
G97-3-250	Three position nozzle	2½"
<b>NOZZLE ADAPTERS</b>		
G98JMA-150	John Morris adapter	1½"
G98JMA-250	John Morris adapter	2½"
G98MCA-150	Machino adapter	1½"
G98MCA-200	Machino adapter	2"
G98MCA-250	Machino adapter	2½"
G98NKA-150	Nakajima adapter	1½"
G98NKA-200	Nakajima adapter	2"
G98NKA-250	Nakajima adapter	2½"
G98NPSHA-150	NPSH thread adapter	1½"
G98NPSHA-250	NPSH thread adapter	2½"
G98NSTA-150	NST (ANSI) thread adapter	1½"
G98NSTA-250	NST (ANSI) thread adapter	2½"
G98SZA-150	Storz adapter	1½"
G98SZA-200	Storz adapter	2"
G98SZA-250	Storz adapter	2½"

## IMPA PART NUMBERS FOR COMPLETE NOZZLE ASSEMBLIES

Size	John Morris	Machino	Nakajima	NST (ANSI)	Storz
<b>Compact Nozzle Assemblies</b>					
1½"		33-08-37	33-08-31	33-08-34	
2"		33-08-38	33-08-32		
2½"		33-08-39	33-08-33	33-08-36	
<b>Three Position Nozzle Assemblies</b>					
1½"					33-08-22S
2"					33-08-21SZ
2½"	33-08-23JM				

## ADAPTERS FOR THREE POSITION NOZZLES

### Thread Dimensions for Nozzle Adapters

Nozzle Size	Male Thread O.D.	Threads per Inch
1½"	1.410"	12
2"	1.770"	12
2½"	2.158"	10

5

Fire & Hydrant



Complete John Morris Nozzle

Complete John Morris Compact Nozzle



G98JMA

G37T

G98MCA

G98NKA

G98NPSHA

G98NSTA

G98SZA

Complete NST Nozzle

# INTERNATIONAL FIRE HOSE FITTINGS

Our brass jet stream nozzles are available with a variety of coupling designs. The tips are designed to provide a straight stream flow, with tip diameters of 13mm in 1½" nozzles, 15mm for 2", and 20mm in 2½". Where a fog spray is preferable, the threaded jet stream tip can be removed and replaced with our G37T fog spray tip. The G37T is an adjustable fog nozzle with an aluminum body and a protective rubber bumper.

## Jet Stream Fire Hose Nozzles

Part No.	IMPA Code	Size
----------	-----------	------

### G37NK... NAKAJIMA JET NOZZLE



G37NK-150	33-08-01	1½"
G37NK-200	33-08-03	2"
G37NK-250	33-08-04	2½"

### G37JM... JOHN MORRIS JET NOZZLE



G37JM-150	1½"
G37JM-250	2½"

### G37SZ... STORZ JET NOZZLE



G37SZ-150	1½"
G37SZ-200	2"
G37SZ-250	2½"

### G37MC... MACHINO JET NOZZLE



G37MC-150	33-08-09	1½"
G37MC-200	33-08-10	2"
G37MC-250	33-08-11	2½"

### G37NST... NST JET NOZZLE



G37NST-150	1½"
G37NST-250	2½"

## CAPS & GASKETS

Part No.	Size
----------	------

### G98NKC... NAKAJIMA CAP

G98NKC-150	1½"
G98NKC-200	2"
G98NKC-250	2½"



### G98JMC... JOHN MORRIS CAP

G98JMC-250	2½"
------------	-----



### G98SZC... STORZ CAP

G98SZC-200	2"
G98SZC-250	2½"



### G98NHC... NH/NST CAP

G98NHC-250	2½"
------------	-----



### G98NHP... NH/NST PLUG

G98NHP-250	2½"
------------	-----



5

Fire & Hydrant

# INTERNATIONAL FIRE HOSE FITTINGS

To attach to 42mm threaded connections frequently used for stanchions on ocean going vessels, we stock a 42mm female threaded pin lug nut. This nut can combine with various sized hose shanks to produce complete fittings for hose sizes from 1/4" to 1". The conical shaped insert provides a metal-to-metal mechanical seal with the 42mm stanchion.

## G32NK METRIC THREADED CONNECTIONS

Part No.	IMPA Code	Size
----------	-----------	------

### G32NK... COMPLETE FITTINGS



		Hose Size
G32NK-150-6MM	35-10-51	6 mm (1/4")
G32NK-150-10MM	35-10-53	10 mm (3/8")
G32NK-150-12MM	35-10-54	12 mm (1/2")
G32NK-150-15MM	35-10-55	15 mm (5/8")
G32NK-150-19MM	35-10-56	19 mm (3/4")
G32NK-150-25MM	35-10-57	25 mm (1")

### G30NK... NUT ONLY



G30NK	all
-------	-----

Part No.	IMPA Code	Size
----------	-----------	------

### G98NK... NAKAJIMA GASKET

G98NK-150	33-08-51G	1 1/2"
G98NK-200	33-08-52G	2"
G98NK-250	33-08-53G	2 1/2"



### G98JM... JOHN MORRIS GASKET

G98JM-150	33-08-59G	1 1/2"
G98JM-250	33-08-61G	2 1/2"



### G98SZ... STORZ GASKET

G98SZ-150		1 1/2"
G98SZ-200		2"
G98SZ-250		2 1/2"

### G98MC... MACHINO GASKET

G98MC-150	33-03-55G	1 1/2"
G98MC-200	33-03-56G	2"
G98MC-250	33-03-57G	2 1/2"



# WASHDOWN & PRESSURE WASH

## SEWER CLEANER & JETTING HOSE FITTINGS

Part No. Thread Size Hose Size Weight Ea.

### 9800SC... HOSE MENDERS

9800SC-12-12 3/4" 0.50 lb  
9800SC-16-16 1" 0.80



### 9806SC... FEMALE NPSM FITTINGS

9806SC-12-12 3/4" 3/4" 0.52  
9806SC-16-16 1" 1" 0.90



### 9816SC... MALE NPT FITTINGS

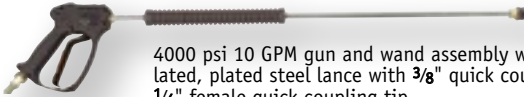
9816SC-02-02 1/8" 1/8" 0.04  
9816SC-02-03 1/8" 3/16" 0.08  
9816SC-04-04 1/4" 1/4" 0.10  
9816SC-06-06 3/8" 3/8" 0.17  
9816SC-08-08 1/2" 1/2" 0.35  
9816SC-08-10 1/2" 5/8" 0.36  
9816SC-12-12 3/4" 3/4" 0.43  
9816SC-16-16 1" 1" 0.71



## PRESSURE WASHER ACCESSORIES

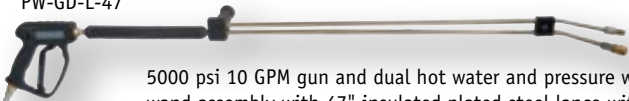
Part No. Description

PW-GA-36



4000 psi 10 GPM gun and wand assembly with 36" insulated, plated steel lance with 3/8" quick coupling inlet and 1/4" female quick coupling tip

PW-GD-L-47



5000 psi 10 GPM gun and dual hot water and pressure wash wand assembly with 47" insulated plated steel lance with 3/8" quick coupling inlet and 1/4" female quick coupling tip

PW-G



5000 psi, 10 GPM gun with 3/8" female NPT inlet and 1/4" female NPT outlet

PW-G-W

4500 psi weeping version to prevent freezing  
Note: Weeps at valve in handle assembly, not at outlet

PW-GA-60-8

4500 psi 12 GPM gun and wand assembly with 60" insulated, plated steel lance with 1/2" NPT swivel inlet



**THESE GUN AND GUN/WAND ASSEMBLIES ARE RATED TO 99°C (210°F)**

Part No. Description



PW-L24 24" insulated, plated steel tip lance with 1/4" NPT

PW-L36 36" insulated, plated steel tip lance with 1/4" NPT

PW-L48 48" insulated, plated steel tip lance with 1/4" NPT



PW-LB-36 36" insulated, bent tip lance with 1/4" NPT



PW-FW-18 18" insulated, flexible, plated steel tip lance with 1/4" NPT

PW-GC

Gutter cleaner




## METRIC PRESSURE WASHER ADAPTERS


These adapters fit 22 millimetre metric pressure wash connections



64008



74008



74016

64008-22-04 Female metric to 1/4" female NPT

64008-22-06 Female metric to 3/8" female NPT

74008-22-06 Male metric to 3/8" female NPT

74016-22-06 Male metric to 3/8" male NPT

## MOLE NOZZLES WITH 1 FORWARD & 3 BACK JETS FOR SEWER CLEANING

PW-SC-02 1/8" female NPT

PW-SC-04 1/4" female NPT

PW-SC-06 3/8" female NPT



## HIGH SPEED ROTATING MOLE NOZZLES

PW-SCX-02 1/8" female NPT

PW-SCX-04 1/4" female NPT



## HOTSY STYLE PRESSURE WASH ADAPTERS

Not to be confused with our Metric pressure washer adapters, these fittings are designed specifically to fit Hotsy style twist couplings. Rated to 4000 psi.



PW-HF-06 Hotsy style female to 3/8" female NPT

PW-HM-06 Hotsy style male to 3/8" female NPT

Note: For Pressure Washer Swivel Joints, see the Accessories section in this catalog - Section 16



# WASHDOWN & PRESSURE WASH

Spray tips are designated by the spray angle (a narrower angle produces more force over a small area, which is great for tough jobs but may gouge or strip softer surfaces), and by orifice size. The orifice size designates the gallons per minute flow at 4000 psi. For pumps operating at other pressures, the correct orifice can be chosen from the chart. Using a larger orifice than recommended will cause loss of cleaning pressure. Using a smaller orifice will mean less flow of water at the maximum pump pressure.

Spray tips are available color coded by spray angle with quick disconnect ends, or with 1/4" male NPT ends. Common nozzles are shown below. Other sizes are available on request.

## PRESSURE WASH SPRAY TIPS

Part No.	Color	Angle	Orifice
----------	-------	-------	---------

### RED 0° ANGLE NOZZLES FOR BLASTING

PW-S00-4	Red	0°	4.0
PW-S00-5	Red	0°	5.0
PW-S00-5.5	Red	0°	5.5



### YELLOW 15° ANGLE NOZZLES FOR CLEANING HARD SURFACES

PW-S15-4	Yellow	15°	4.0
PW-S15-5	Yellow	15°	5.0
PW-S15-5.5	Yellow	15°	5.5
PW-S15-6	Yellow	15°	6.0



### GREEN 25° ANGLE NOZZLES FOR FLUSHING AND WET SWEEPING

PW-S25-4	Green	25°	4.0
PW-S25-5	Green	25°	5.0
PW-S25-5.5	Green	25°	5.5
PW-S25-6	Green	25°	6.0



### WHITE 40° ANGLE NOZZLES FOR WASHING SOFT SURFACES

PW-S40-4	White	40°	4.0
PW-S40-5	White	40°	5.0
PW-S40-5.5	White	40°	5.5
PW-S40-6	White	40°	6.0



### NOZZLE KITS - SET OF FOUR NOZZLES

PW-S-KIT-4	Four colors	0,15,40, soap	4.0
PW-S-KIT-5	Four colors	0,15,40, soap	5.0



### BLACK UNIVERSAL SOAP TIP

PW-SOAP	Black
---------	-------



### 1/4" MALE NPT NOZZLES

PW-T00-4	0°	4.0
PW-T00-5	0°	5.0
PW-T15-4	15°	4.0
PW-T15-5	15°	5.0
PW-T15-8	15°	8.0
PW-T25-4	25°	4.0
PW-T25-5	25°	5.0
PW-T25-8	25°	8.0
PW-T40-4	40°	4.0
PW-T40-5	40°	5.0



To choose the correct nozzle, find the pump pressure of your machine in the top row of the chart below. In that column, choose the row that shows the flow of your pressure washer. In the left column you will find the appropriate nozzle orifice size.

Orifice	Flow in gallons per minute (GPM) at various pump pressures							
	Pump Pressure							
3.0	500	1000	1500	2000	2500	3000	4000	5000
3.5	1.0	1.5	1.8	2.1	2.3	2.5	3.0	3.3
4.0	1.2	1.8	2.1	2.5	2.8	3.0	3.5	3.9
4.5	1.4	2.0	2.4	2.8	3.1	3.5	4.0	4.5
5.0	1.5	2.2	2.7	3.1	3.5	3.8	4.5	5.0
5.5	1.8	2.5	3.1	3.5	3.9	4.3	5.0	5.6
6.0	1.9	2.8	3.4	3.9	4.3	4.8	5.5	6.2
6.5	2.1	3.0	3.7	4.2	4.7	5.2	6.0	6.7
7.0	2.3	3.3	4.0	4.6	5.1	5.6	6.5	7.3
7.5	2.5	3.5	4.3	4.9	5.5	6.1	7.0	7.8
8.0	2.7	3.8	4.6	5.3	5.9	6.5	7.5	8.4
8.5	2.8	4.0	4.9	5.7	6.3	6.9	8.0	8.9
9.0	3.0	4.3	5.2	6.0	6.7	7.4	8.5	9.5
9.5	3.2	4.5	5.5	6.4	7.1	7.8	9.0	10.1
10.0	3.5	5.0	6.1	7.1	7.9	8.7	10.0	11.2
10.5	4.4	6.3	7.7	8.8	9.8	10.8	12.5	14.0
11.0	5.3	7.5	9.2	10.6	11.8	12.9	15.0	16.8

## ROTARY NOZZLE



PW-RN-04 Rotary Nozzle with 1/4" quick disconnect and in-line filter

Note: For Straight-Through Pressure Wash Couplings, see the Quick Couplings section in this catalog.



# GARDEN HOSE NOZZLES & SPRINKLERS

Part No. Description

## PISTOL GRIP NOZZLES & ATTACHMENTS

855012-5001  Heavy duty nozzle rated to 70°C (158°F) Includes threaded front, rubber cap and ThermoGuard comfort grip

572TFRL  Heavy duty nozzle rated to 38°C (100°F) Includes threaded front and rubber cap as well as insulated grip

573TF  Zinc Nozzle rated to 38°C (100°F) Includes threaded front and rubber cap

**NEW**

0314  Rain shower attachment  
Threads onto pistol grip nozzles

## TRIGGER GUARD NOZZLE

50502  Insulated nozzle

## GREEN PLASTIC FOG NOZZLE

G97-GHT  Garden hose thread

## BRASS NOZZLES

Nozzles without shut-offs

G37M-GHT  Miniature brass tapered nozzle with 1/8" orifice

G37-GHT  Long brass tapered nozzle with 1/4" orifice

## Twist shut-off nozzles

G97B-GHT  Miniature brass twist nozzle

G37AB-GHT  4" long twist nozzle

528  Gilmour heavy-duty twist nozzle with rubber grip

## OSCILLATING SPRINKLER

Featuring an on/off flow control dial, width control tabs at either side, and a weighted, heavy duty metal base for stability and durability, this sprinkler can cover up to 4,000 square feet and is perfect for new growth and everything after.

883033-5001 4000 sq ft Heavy duty oscillating sprinkler



All of our garden hose brass fittings are lead-free.


See our stainless steel hose hangers in Section 16 of this catalog



## WASHDOWN NOZZLES & CONNECTORS

Used in food, beverage, and pharmaceutical plants across Canada, these washdown nozzles feature rear mounted levers which helps to reduce hand fatigue while also allowing for variable spray patterns ranging from fan spray to solid stream. These plant washdown nozzles come in two sizes. The standard nozzles weigh 3 lb, feature brass construction, and are available with white or blue durable rubber covers. The aluminum nozzle is made from anodized aluminum and weighs 1.7 lb. Some users prefer the Junior model, which weighs just 1.25 lb, features a bronze construction and specially formulated rubber cover for durability, and has up to 96% of the flow rate as our standard nozzles with less than half the weight. All nozzles are rated for a maximum of 150 psi water up to 93°C and are NOT for use with steam.

### HOT WATER WASHDOWN NOZZLES & SWIVEL HOSE BARBS

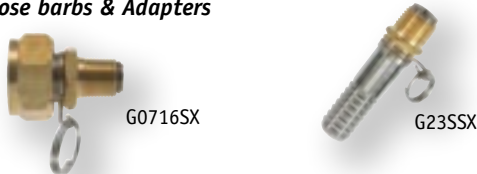


Part No.	NPT Size	Flow Rate @ 150psi	Description
S-150-W	1/2"	11.89 gpm	White standard spray nozzle
S-150-BL	1/2"	11.89	Blue standard spray nozzle
S-150-A	1/2"	11.89	Aluminum spray nozzle
S-150-JR	3/8"	11.50	Blue junior spray nozzle

The brass and stainless steel swivel hose barbs listed here are generally used with these nozzles to reduce wrist fatigue but are ordered separately, depending on size required. They are supplied with hanger rings.

Part No.	NPT Size	Hose Size	Description
----------	----------	-----------	-------------

#### Swivel hose barbs & Adapters



G0716SX-08	1/2"	GHT	Fits standard nozzle
G23SSX-050-050	1/2"	1/2"	Fits standard nozzle
G23SSX-050-075	1/2"	3/4"	Fits standard nozzle
G23SSX-038-075	3/8"	3/4"	Fits junior nozzle

#### WASHDOWN GUN



WG-GA-HD 850 psi 25 GPM heavy duty washdown gun with 1/2" male NPT swivel joint inlet and female coupling adapter

## GARDEN HOSE COUPLINGS & ADAPTERS

Part No. Description

### G07Y77... 'Y' COUPLINGS



G07Y77B	Forged brass
G07Y77Z	Cast zinc
G07Y77BV	Forged brass with valves
G07Y77PVG	Grey plastic with valves, heavier pattern
G07Y77ZV	Cast zinc with valves

Part No. Hose I.D. Pkg Qty

### G36BM... MALE GARDEN HOSE INSERT

G36BM-038	3/8"	5
G36BM-050	1/2"	5
G36BM-063	5/8"	5
G36BM-075	3/4"	5



### G36BFH... FEMALE GARDEN HOSE INSERT

G36BFH-038	3/8"	5
G36BFH-050	1/2"	5
G36BFH-063	5/8"	5
G36BFH-075	3/4"	5



### G36BLF... LONG SHANK FEMALE GARDEN HOSE INSERT

G36BLF-050	1/2"	1
G36BLF-063	5/8"	1
G36BLF-075	3/4"	1



### G36BLM... LONG SHANK MALE GARDEN HOSE INSERT

G36BLM-050	1/2"	1
G36BLM-063	5/8"	1
G36BLM-075	3/4"	1



For nylon garden hose couplings, see the NYLON & POLYPROPYLENE section of this catalog.



# GARDEN HOSE VALVES & ADAPTERS

Part No.	Hose I.D.	Pkg Qty
----------	-----------	---------

## G36... GARDEN HOSE WASHERS



### Material

G36RG	Rubber	10
G36SG	Stainless Screen	10
G36VG	Vinyl	10

Part No.	Pipe Size
----------	-----------

## V10-1707PG... PLASTIC GARDEN HOSE VALVE



V10-1707PG Premium with swivel nut

V10-1707 brass garden hose shut off valves feature large 9/16" ports for better flow and are much more robust than typical home garden valves.

## V10-1707... FEMALE GARDEN HOSE INLET/MALE GHT OUTLET



V10-1707 GHT



V10-1707G GHT

## V10-1707CV... CHECK VALVE



V10-1707CV GHT

Vacuum breaker fittings are designed to prevent cross connection in a potable water supply. If the pressure suddenly drops in a water system, backflow can sometimes occur from a garden hose connected to an outside faucet. These backflow preventers meet CSA B64.2 standards and feature a manual drain feature on the stem and a break-away set screw for permanent installation and tamper prevention.

Part No.	Thread Size	Pkg Qty
----------	-------------	---------

## G0707BSW... SWIVEL FEMALE COUPLING

G0707BSW GHT 5



## G0700B... MACHINED BRASS CAP

G0700B GHT 5  
G0700B-WC GHT with chain 5



## G1717B... MALE COUPLING

G1717B GHT 5



### Pipe Size

## G0708B... FEMALE GHT TO FEMALE PIPE

G0708B-08 1/2" 1  
G0708B-12 3/4" 1




## G0716B... FEMALE GHT TO MALE PIPE

G0716B-08 1/2" 1  
G0716B-12 3/4" 5



## G1708B... MALE GHT TO FEMALE PIPE

G1708B-04 1/4" 1  
G1708B-06 3/8" 1  
G1708B-08 1/2" 5  
G1708B-12 3/4" 1



## G0708BSW... FEMALE GHT SWIVEL TO FEMALE PIPE

G0708BSW-08 1/2" 5  
G0708BSW-12 3/4" 5



## G0716BS... FEMALE GHT SWIVEL TO MALE PIPE

G0716BS-04 1/4" 1  
G0716BS-06 3/8" 1  
G0716BS-08 1/2" 5  
G0716BS-12 3/4" 1



## G1716B... MALE GHT TO MALE PIPE

G1716B-06 3/8" 1  
G1716B-08 1/2" 5  
G1716B-12 3/4" 5





# BRASS HOSE BARBS



For clamshell packaged parts add:  
**PAK** to the part number.  
 Eg... G20B-025:PAK, etc.

Part No.	Pipe Size	Hose I.D.	Pkg Qty
----------	-----------	-----------	---------

## G20B... BRASS HOSE MENDER

G20B-013	1/8"	1/8"	1
G20B-019	3/16"	3/16"	5
G20B-025	1/4"	1/4"	5
G20B-031	5/16"	5/16"	5
G20B-038	3/8"	3/8"	5
G20B-050	1/2"	1/2"	5
G20B-063	5/8"	5/8"	1
G20B-075	3/4"	3/4"	1
G20B-100	1"	1"	1



## G20B90... 90° BRASS HOSE MENDER

G20B90-025	1/4"	1/4"	1
G20B90-038	3/8"	3/8"	1
G20B90-050	1/2"	1/2"	1
G20B90-063	5/8"	5/8"	1
G20B90-075	3/4"	3/4"	1




## G20BT... BRASS HOSE TEE

G20BT-025	1/4"	1/4"	1
G20BT-031	5/16"	5/16"	1
G20BT-038	3/8"	3/8"	1
G20BT-050	1/2"	1/2"	1
G20BT-063	5/8"	5/8"	1
G20BT-075	3/4"	3/4"	1



## G21B... MALE NPT HOSE BARB

G21B-013-013	1/8"	1/8"	5
G21B-013-019	1/8"	3/16"	5
G21B-013-025	1/8"	1/4"	5
G21B-013-031	1/8"	5/16"	5
G21B-013-038	1/8"	3/8"	5
G21B-025-013	1/4"	1/8"	1
G21B-025-019	1/4"	3/16"	5
G21B-025-025	1/4"	1/4"	5
G21B-025-031	1/4"	5/16"	5
G21B-025-038	1/4"	3/8"	5
G21B-025-050	1/4"	1/2"	5
G21B-025-063	1/4"	5/8"	1
G21B-038-025	3/8"	1/4"	5
G21B-038-031	3/8"	5/16"	5
G21B-038-038	3/8"	3/8"	5
G21B-038-050	3/8"	1/2"	5
G21B-038-063	3/8"	5/8"	5
G21B-050-025	1/2"	1/4"	1
G21B-050-038	1/2"	3/8"	5
G21B-050-050	1/2"	1/2"	5
G21B-050-063	1/2"	5/8"	5
G21B-050-075	1/2"	3/4"	5
G21B-075-050	3/4"	1/2"	5
G21B-075-063	3/4"	5/8"	5
G21B-075-075	3/4"	3/4"	5
G21B-075-100	3/4"	1"	5
G21B-100-075	1"	3/4"	1
G21B-100-100	1"	1"	5



Part No.	Pipe Size	Hose I.D.	Pkg Qty
----------	-----------	-----------	---------

## G21B45... 45° MALE NPT HOSE BARB

G21B45-013-025	1/8"	1/4"	1
G21B45-013-038	1/8"	3/8"	1
G21B45-025-025	1/4"	1/4"	1
G21B45-025-038	1/4"	3/8"	5
G21B45-038-038	3/8"	3/8"	1
G21B45-038-050	3/8"	1/2"	5



## G21B90... 90° MALE NPT HOSE BARB

G21B90-013-019	1/8"	3/16"	1
G21B90-013-025	1/8"	1/4"	5
G21B90-013-031	1/8"	5/16"	1
G21B90-013-038	1/8"	3/8"	5
G21B90-025-025	1/4"	1/4"	5
G21B90-025-031	1/4"	5/16"	1
G21B90-025-038	1/4"	3/8"	5
G21B90-025-050	1/4"	1/2"	5
G21B90-038-025	3/8"	1/4"	1
G21B90-038-031	3/8"	5/16"	5
G21B90-038-038	3/8"	3/8"	5
G21B90-038-050	3/8"	1/2"	5
G21B90-038-063	3/8"	5/8"	1
G21B90-050-038	1/2"	3/8"	1
G21B90-050-050	1/2"	1/2"	5
G21B90-050-063	1/2"	5/8"	1
G21B90-050-075	1/2"	3/4"	1
G21B90-075-075	3/4"	3/4"	1



## G21BLM... LIVE MALE NPT SWIVEL HOSE BARB

G21BLM-025-025	1/4"	1/4"	1
G21BLM-025-038	1/4"	3/8"	1
G21BLM-038-038	3/8"	3/8"	1
G21BLM-038-050	3/8"	1/2"	1
G21BLM-050-050	1/2"	1/2"	1
G21BLM-075-075	3/4"	3/4"	1



## G21BRI... REUSABLE MALE NPT HOSE INSERT

G21BRI-025-038	1/4"	3/8"	1
G21BRI-038-038	3/8"	3/8"	5



## G21BRS... REUSABLE HOSE SOCKET

	Hose I.D.	Hose O.D.	
G21BRS-038-063	3/8"	5/8"	5
G21BRS-038-069	3/8"	11/16"	1
G21BRS-038-075	3/8"	3/4"	1



## BRASS HOSE BARBS

Part No.	Pipe Size	Hose I.D.	Pkg Qty
----------	-----------	-----------	---------

### G22B... FEMALE NPT HOSE BARB

G22B-013-013	1/8"	1/8"	1
G22B-013-025	1/8"	1/4"	5
G22B-013-038	1/8"	3/8"	5
G22B-025-013	1/4"	1/8"	1
G22B-025-025	1/4"	1/4"	5
G22B-025-031	1/4"	5/16"	1
G22B-025-038	1/4"	3/8"	5
G22B-025-050	1/4"	1/2"	1
G22B-038-025	3/8"	1/4"	1
G22B-038-038	3/8"	3/8"	1
G22B-038-050	3/8"	1/2"	5
G22B-050-038	1/2"	3/8"	1
G22B-050-050	1/2"	1/2"	1



### G22BFS... FEMALE NPSM SWIVEL HOSE BARB

G22BFS-013-019	1/8"	3/16"	1
G22BFS-013-025	1/8"	1/4"	1
G22BFS-025-019	1/4"	3/16"	1
G22BFS-025-025	1/4"	1/4"	5
G22BFS-025-031	1/4"	5/16"	1
G22BFS-025-038	1/4"	3/8"	1
G22BFS-038-025	3/8"	1/4"	5
G22BFS-038-038	3/8"	3/8"	5
G22BFS-038-050	3/8"	1/2"	1
G22BFS-050-050	1/2"	1/2"	1
G22BFS-075-075	3/4"	3/4"	1



### G21SAE... MALE SAE HOSE BARB

Part No.	Tube O.D.	Hose I.D.	Pkg Qty
G21SAE-025-025	1/4"	1/4"	1
G21SAE-038-025	3/8"	1/4"	1
G21SAE-038-038	3/8"	3/8"	1



### G22SAE... FEMALE SAE SWIVEL HOSE BARB

Part No.	Tube O.D.	Hose I.D.	Pkg Qty
G22SAE-019-019	3/16"	3/16"	1
G22SAE-025-025	1/4"	1/4"	1
G22SAE-031-031	5/16"	5/16"	1
G22SAE-038-025	3/8"	1/4"	1
G22SAE-038-031	3/8"	5/16"	1
G22SAE-038-038	3/8"	3/8"	1
G22SAE-050-050	1/2"	1/2"	1



## WELDING HOSE FITTINGS

Part No.	Hose I.D.	Pkg Qty
----------	-----------	---------

### G42... WELDING HOSE INSERT

G42-019	3/16"	5
G42-025	1/4"	5
G42-031	5/16"	1
G42-038	3/8"	1



### G4... WELDING HOSE COLLAR

G4-019	3/16"	5
G4-025	1/4"	5



### G40L... ACETYLENE UNION CONNECTOR

Type	Thread Size	Pkg Qty
G40L	Acetylene 9/16-18 Left	1



### G40R... OXYGEN UNION CONNECTOR

G40R	Oxygen 9/16-18 Right	1
------	----------------------	---



### G43... TYPE "B" WELDING HOSE NUT

G43L	Acetylene 9/16-18 Left	10
G43R	Oxygen 9/16-18 Right	10



### G41L... ACETYLENE (LEFT HAND) OUTLET ADAPTER

Part No.	Pipe Size	Hose I.D.	Pkg Qty
G41L-025	1/4"	9/16-18 Left	1
G41L-038	3/8"	9/16-18 Left	1



### G41R... OXYGEN (RIGHT HAND) OUTLET ADAPTER

G41R-025	1/4"	9/16-18 Right	1
G41R-038	3/8"	9/16-18 Right	1



7


Brass

# PUSH-ON FITTINGS

Push-on fittings have aggressive barbs that are designed to work without clamps ONLY on push-on hose. They will not hold pressure on ordinary general purpose hoses. Adding clamps when using push-on fittings may cause premature failure due to cutting of the hose tube under the clamp. For general purpose hoses or for applications where clamps are used, we recommend regular brass hose barbs (see G20B, G21B, G22B, etc.)


Part No.	Hose I.D.	Pkg Qty
----------	-----------	---------

### G2000... HOSE MENDER

G2000-04	1/4"	5	
G2000-05	5/16"	5	
G2000-06	3/8"	5	
G2000-08	1/2"	5	
G2000-10	5/8"	5	
G2000-12	3/4"	5	


### G2001... PLAIN TUBE END

Part No.	Tube Size	I.D.	Pkg Qty
G2001-04-04	1/4"	1/4"	1
G2001-05-04	5/16"	1/4"	1
G2001-06-06	3/8"	3/8"	1




### G2002... FEMALE INVERTED FLARE

G2002-03-04	3/16"	1/4"	1
G2002-04-04	1/4"	1/4"	1
G2002-05-04	5/16"	1/4"	1
G2002-06-06	3/8"	3/8"	1




### G2004... SAE 45° FEMALE SWIVEL

G2004-04-04	1/4"	1/4"	5
G2004-05-04	5/16"	1/4"	1
G2004-05-05	5/16"	5/16"	1
G2004-06-06	3/8"	3/8"	5
G2004-06-08	3/8"	1/2"	1
G2004-08-06	1/2"	3/8"	1
G2004-08-08	1/2"	1/2"	5
G2004-08-10	1/2"	5/8"	1
G2004-10-08	5/8"	1/2"	1
G2004-10-10	5/8"	5/8"	5
G2004-12-12	3/4"	3/4"	1




### G2005... JIC 37° FEMALE SWIVEL

G2005-06-06	3/8"	3/8"	5
G2005-12-12	3/4"	3/4"	5
G2005-16-16	1"	1"	5



### G2006... FEMALE PIPE SWIVEL BALL SEAT STYLE


Part No.	Pipe Size	I.D.	Pkg Qty
G2006-02-04	1/8"	1/4"	1
G2006-04-04	1/4"	1/4"	1
G2006-04-06	1/4"	3/8"	1
G2006-06-06	3/8"	3/8"	1
G2006-08-08	1/2"	1/2"	1



Part No.	Hose I.D.	Pkg Qty
----------	-----------	---------


### G2008... NPT FEMALE SOLID

Part No.	Pipe Size	I.D.	Pkg Qty
G2008-02-04	1/8"	1/4"	1
G2008-04-04	1/4"	1/4"	1
G2008-06-06	3/8"	3/8"	1
G2008-08-08	1/2"	1/2"	1




### G2012... MALE INVERTED FLARE

Part No.	Tube Size	I.D.	Pkg Qty
G2012-03-04	3/16"	1/4"	1
G2012-04-04	1/4"	1/4"	1
G2012-05-04	5/16"	1/4"	1
G2012-06-06	3/8"	3/8"	1
G2012-08-08	1/2"	1/2"	1
G2012-10-10	5/8"	5/8"	1




### G2014... SAE 45° MALE

G2014-04-04	1/4"	1/4"	1
G2014-05-04	5/16"	1/4"	1
G2014-06-06	3/8"	3/8"	1
G2014-08-08	1/2"	1/2"	1
G2014-10-10	5/8"	5/8"	1




### G2015... JIC 37° MALE

G2015-06-06	3/8"	3/8"	1
-------------	------	------	---



### G2016... NPTF MALE

Part No.	Pipe Size	I.D.	Pkg Qty
G2016-02-04	1/8"	1/4"	5
G2016-02-06	1/8"	3/8"	1
G2016-04-04	1/4"	1/4"	5
G2016-04-05	1/4"	5/16"	5
G2016-04-06	1/4"	3/8"	5
G2016-04-08	1/4"	1/2"	1
G2016-06-04	3/8"	1/4"	1
G2016-06-06	3/8"	3/8"	5
G2016-06-08	3/8"	1/2"	5
G2016-06-10	3/8"	5/8"	1
G2016-08-06	1/2"	3/8"	5
G2016-08-08	1/2"	1/2"	5
G2016-08-10	1/2"	5/8"	5
G2016-08-12	1/2"	3/4"	1
G2016-12-08	3/4"	1/2"	1
G2016-12-10	3/4"	5/8"	1
G2016-12-12	3/4"	3/4"	5



# FORGED BRASS PIPE FITTINGS



For clamshell packaged parts add:  
PAK to the part number.  
Eg... G0808B-04-04:PAK, etc.

Green Line offers forged, extruded, or cast brass pipe fittings depending on your needs.

Part No.	Pipe Size	Pkg Qty
----------	-----------	---------

## G1600B... HEX HEAD PLUG

G1600B-02	1/8"	5
G1600B-04	1/4"	5
G1600B-06	3/8"	5
G1600B-08	1/2"	5
G1600B-12	3/4"	1
G1600B-16	1"	1



## G1600HB... HOLLOW HEX HEAD PLUG

G1600HB-02	1/8"	5
G1600HB-04	1/4"	5
G1600HB-06	3/8"	5
G1600HB-08	1/2"	5
G1600HB-12	3/4"	1



## G1600SB... BRASS SQUARE HEAD PIPE PLUG

G1600SB-02	1/8"	5
G1600SB-04	1/4"	5
G1600SB-06	3/8"	5
G1600SB-08	1/2"	1
G1600SB-12	3/4"	1



## G1600SLB... BRASS SLOTTED HEAD PIPE PLUG

G1600SLB-02	1/8"	1
G1600SLB-04	1/4"	1
G1600SLB-06	3/8"	1



## G0008B... LOCKNUT

G0008B-02	1/8"	1
G0008B-04	1/4"	1
G0008B-06	3/8"	1
G0008B-08	1/2"	1
G0008B-12	3/4"	1



## G0800B... CAP

G0800B-02	1/8"	1
G0800B-04	1/4"	5
G0800B-06	3/8"	5
G0800B-08	1/2"	1
G0800B-12	3/4"	1



Part No.	Pipe Size	Pipe Size	Length	Qty Pkg
----------	-----------	-----------	--------	---------

## G0808BBH... BULKHEAD COUPLING

G0808BBH-02-02	1/8"	1/8"	1.50"	5
G0808BBH-04-04	1/4"	1/4"	1.50"	5
G0808BBH-06-06	3/8"	3/8"	1.32"	5
G0808BBH-08-08	1/2"	1/2"	1.50"	5
G0808BBH-04-04	1/4"	1/4"	1.00"	1



## G0808BH... STEEL BULKHEAD COUPLING

G0808BH-04-04	1/4"	1/4"	0.95"	5
G0808BH-06-06	3/8"	3/8"	1.45"	5
G0808BHL-04-04	1/4"	1/4"	1.50"	1



## G0816BH... STEEL BULKHEAD FITTING

G0816BH-08-04	1/2"	1/4"	2.13"	1
G0816BH-08-06	1/2"	3/8"	2.13"	1



Part No.	Pipe Size	Pipe Size	Qty Pkg
----------	-----------	-----------	---------

## G0808B... FEMALE COUPLING

G0808B-02-02	1/8"	1/8"	5
G0808B-04-02	1/4"	1/8"	1
G0808B-04-04	1/4"	1/4"	5
G0808B-06-02	3/8"	1/8"	1
G0808B-06-04	3/8"	1/4"	5
G0808B-06-06	3/8"	3/8"	5
G0808B-08-04	1/2"	1/4"	1
G0808B-08-06	1/2"	3/8"	1
G0808B-08-08	1/2"	1/2"	5
G0808B-12-08	3/4"	1/2"	1
G0808B-12-12	3/4"	3/4"	1



## G0816B... BUSHING

G0816B-04-02	1/4"	1/8"	5
G0816B-06-02	3/8"	1/8"	5
G0816B-06-04	3/8"	1/4"	5
G0816B-08-02	1/2"	1/8"	1
G0816B-08-04	1/2"	1/4"	5
G0816B-08-06	1/2"	3/8"	5
G0816B-12-02	3/4"	1/8"	1
G0816B-12-04	3/4"	1/4"	5
G0816B-12-06	3/4"	3/8"	5
G0816B-12-08	3/4"	1/2"	5
G0816B-16-04	1"	1/4"	1
G0816B-16-06	1"	3/8"	1
G0816B-16-08	1"	1/2"	1
G0816B-16-12	1"	3/4"	1



## G1608B... REDUCING ADAPTER

	Male Pipe	Female Pipe	
G1608B-01-02	1/16"	1/8"	1
G1608B-02-02	1/8"	1/8"	5
G1608B-02-04	1/8"	1/4"	5
G1608B-02-06	1/8"	3/8"	1
G1608B-04-04	1/4"	1/4"	5
G1608B-04-06	1/4"	3/8"	5
G1608B-04-08	1/4"	1/2"	5
G1608B-06-06	3/8"	3/8"	1
G1608B-06-08	3/8"	1/2"	5
G1608B-08-08	1/2"	1/2"	1
G1608B-08-12	1/2"	3/4"	1



## G1616B... HEX NIPPLE

	Pipe Size	Pipe Size	
G1616B-02-02	1/8"	1/8"	5
G1616B-04-02	1/4"	1/8"	5
G1616B-04-04	1/4"	1/4"	5
G1616B-06-02	3/8"	1/8"	5
G1616B-06-04	3/8"	1/4"	5
G1616B-06-06	3/8"	3/8"	5
G1616B-08-04	1/2"	1/4"	1
G1616B-08-06	1/2"	3/8"	5
G1616B-08-08	1/2"	1/2"	5
G1616B-12-08	3/4"	1/2"	1
G1616B-12-12	3/4"	3/4"	5
G1616B-16-12	1"	3/4"	1
G1616B-16-16	1"	1"	1



7

Brass

# FORGED BRASS PIPE FITTINGS

Part No.	Pipe Size	Pipe Size	Qty Pkg
<b>G1616BC... CLOSE NIPPLE</b>			
G1616BC-02	1/8"		5
G1616BC-04	1/4"		5
G1616BC-06	3/8"		5
G1616BC-08	1/2"		5
G1616BC-12	3/4"		1
G1616BC-16	1"		1
G1616BC-125	1 1/4"		1
G1616BC-150	1 1/2"		1
G1616BC-200	2"		1



G1616BL... LONG NIPPLE		Length	Qty Pkg
G1616BL-02X1.5	1/8"	1.5"	1
G1616BL-02X2	1/8"	2.0"	1
G1616BL-02X2.5	1/8"	2.5"	1
G1616BL-02X3	1/8"	3.0"	1
G1616BL-02X4	1/8"	4.0"	1
G1616BL-04X1.5	1/4"	1.5"	1
G1616BL-04X2	1/4"	2.0"	1
G1616BL-04X2.5	1/4"	2.5"	1
G1616BL-04X3	1/4"	3.0"	1
G1616BL-04X4	1/4"	4.0"	1
G1616BL-04X6	1/4"	6.0"	1
G1616BL-06X1.5	3/8"	1.5"	1
G1616BL-06X2	3/8"	2.0"	1
G1616BL-06X2.5	3/8"	2.5"	1
G1616BL-06X3	3/8"	3.0"	1
G1616BL-06X4	3/8"	4.0"	1
G1616BL-06X4.5	3/8"	4.5"	1
G1616BL-06X6	3/8"	6.0"	1
G1616BL-08X1.5	1/2"	1.5"	1
G1616BL-08X2	1/2"	2.0"	1
G1616BL-08X2.5	1/2"	2.5"	1
G1616BL-08X3	1/2"	3.0"	1
G1616BL-08X4	1/2"	4.0"	1
G1616BL-08X6	1/2"	6.0"	1
G1616BL-12X2	3/4"	2.0"	1
G1616BL-12X3	3/4"	3.0"	1
G1616BL-125X2	1 1/4"	2.0"	1
G1616BL-150X2	1 1/2"	2.0"	1
G1616BL-150X3	1 1/2"	3.0"	1
G1616BL-150X6	1 1/2"	6.0"	1
G1616BL-200X2.5	2"	2.5"	1
G1616BL-200X4	2"	4.0"	1
G1616BL-200X6	2"	6.0"	1



G0848B... 45° FEMALE ELBOW	Pipe Size	Pipe Size	Qty Pkg
G0848B-02-02	1/8"	1/8"	1
G0848B-04-04	1/4"	1/4"	1



G0898B... 90° FEMALE ELBOW	Pipe Size	Pipe Size	Qty Pkg
G0898B-02-02	1/8"	1/8"	5
G0898B-04-04	1/4"	1/4"	5
G0898B-06-06	3/8"	3/8"	5
G0898B-08-08	1/2"	1/2"	5
G0898B-12-12	3/4"	3/4"	1



Part No.	Pipe Size	Pipe Size	Qty Pkg
<b>G1696B... 90° MALE ELBOW</b>			
G1696B-02-02	1/8"	1/8"	1
G1696B-04-04	1/4"	1/4"	1
G1696B-06-06	3/8"	3/8"	5
G1696B-08-06	1/2"	3/8"	1
G1696B-08-08	1/2"	1/2"	1



G1648B... 45° STREET ELBOW	Pipe Size	Pipe Size	Qty Pkg
G1648B-02-02	1/8"	1/8"	5
G1648B-04-04	1/4"	1/4"	5
G1648B-06-06	3/8"	3/8"	5
G1648B-08-08	1/2"	1/2"	5
G1648B-12-12	3/4"	3/4"	1



G1698B... 90° STREET ELBOW	Male Size	Female Size	Qty Pkg
G1698B-02-02	1/8"	1/8"	5
G1698B-02-04	1/8"	1/4"	1
G1698B-04-04	1/4"	1/4"	5
G1698B-04-06	1/4"	3/8"	1
G1698B-06-06	3/8"	3/8"	5
G1698B-06-08	3/8"	1/2"	1
G1698B-08-08	1/2"	1/2"	5
G1698B-12-12	3/4"	3/4"	1



G08X88B... FEMALE PIPE CROSS	Pipe Size	Pipe Size	Qty Pkg
G08X88B-02-02	1/8"	1/8"	1
G08X88B-04-04	1/4"	1/4"	1
G08X88B-06-06	3/8"	3/8"	1
G08X88B-08-08	1/2"	1/2"	1



G08T86B... MALE BRANCH TEE	Pipe Size	Pipe Size	Qty Pkg
G08T86B-02-02	1/8"	1/8"	1
G08T86B-04-04	1/4"	1/4"	1
G08T86B-06-06	3/8"	3/8"	1
G08T86B-08-08	1/2"	1/2"	1



G08T88B... FEMALE PIPE TEE	Pipe Size	Pipe Size	Qty Pkg
G08T88B-02-02	1/8"	1/8"	5
G08T88B-04-02	1/4"	1/8"	1
G08T88B-04-04	1/4"	1/4"	5
G08T88B-06-06	3/8"	3/8"	5
G08T88B-08-08	1/2"	1/2"	5
G08T88B-12-12	3/4"	3/4"	1



G16T66B... MALE TEE	Pipe Size	Pipe Size	Qty Pkg
G16T66B-02-02	1/8"	1/8"	5
G16T66B-04-04	1/4"	1/4"	1
G16T66B-06-06	3/8"	3/8"	1
G16T66B-08-08	1/2"	1/2"	1



G16T88B... STREET TEE	Pipe Size	Pipe Size	Qty Pkg
G16T88B-02-02	1/8"	1/8"	5
G16T88B-04-04	1/4"	1/4"	5
G16T88B-06-06	3/8"	3/8"	5
G16T88B-08-08	1/2"	1/2"	5



7

Brass

## EXTRUDED BRASS PIPE FITTINGS


## CAST BRASS PIPE FITTINGS

*Note: These cast fittings are all lead free for potable water use.*

Part No.	Pipe Size	Pipe Size	Pkg Qty
----------	-----------	-----------	---------


### G0848BX... 45° FEMALE ELBOW

G0848BX-02-02	1/8"	1/8"	1
G0848BX-04-04	1/4"	1/4"	1




### G0898BX... 90° FEMALE ELBOW

G0898BX-02-02	1/8"	1/8"	1
G0898BX-04-04	1/4"	1/4"	1
G0898BX-06-06	3/8"	3/8"	1
G0898BX-08-08	1/2"	1/2"	1
G0898BX-12-12	3/4"	3/4"	1




### G1648BX... 45° STREET ELBOW

G1648BX-02-02	1/8"	1/8"	1
G1648BX-04-04	1/4"	1/4"	1
G1648BX-06-06	3/8"	3/8"	1
G1648BX-08-08	1/2"	1/2"	1
G1648BX-12-12	3/4"	3/4"	1




### G1698BX... 90° STREET ELBOW

G1698BX-02-02	1/8"	1/8"	1
G1698BX-02-04	1/8"	1/4"	1
G1698BX-04-04	1/4"	1/4"	1
G1698BX-04-06	1/4"	3/8"	1
G1698BX-06-06	3/8"	3/8"	1
G1698BX-06-08	3/8"	1/2"	1
G1698BX-08-08	1/2"	1/2"	1
G1698BX-12-12	3/4"	3/4"	1




### G08X88BX... FEMALE PIPE CROSS

G08X88BX-02-02	1/8"	1/8"	1
G08X88BX-04-04	1/4"	1/4"	1
G08X88BX-06-06	3/8"	3/8"	1
G08X88BX-08-08	1/2"	1/2"	1




### G08T86BX... MALE BRANCH TEE

G08T86BX-02-02	1/8"	1/8"	1
G08T86BX-04-04	1/4"	1/4"	1
G08T86BX-06-06	3/8"	3/8"	1
G08T86BX-08-08	1/2"	1/2"	1




### G08T88BX... FEMALE PIPE TEE

G08T88BX-02-02	1/8"	1/8"	1
G08T88BX-04-02	1/4"	1/8"	1
G08T88BX-04-04	1/4"	1/4"	1
G08T88BX-06-06	3/8"	3/8"	1
G08T88BX-08-08	1/2"	1/2"	1



### G16T88BX... STREET TEE


G16T88BX-02-02	1/8"	1/8"	1
G16T88BX-04-04	1/4"	1/4"	1
G16T88BX-06-06	3/8"	3/8"	1
G16T88BX-08-08	1/2"	1/2"	1
G16T88BX-12-12	3/4"	3/4"	1



Part No.	Pipe Size	Pipe Size	Pkg Qty
----------	-----------	-----------	---------


### G1600B... PLUG

G1600B-075	3/4"		1
G1600B-100	1"		1
G1600B-125	1 1/4"		1
G1600B-150	1 1/2"		1
G1600B-200	2"		1



### G0808B... FEMALE COUPLING

G0808B-075-075	3/4"	3/4"	1
G0808B-100-100	1"	1"	1
G0808B-125-125	1 1/4"	1 1/4"	1
G0808B-150-150	1 1/2"	1 1/2"	1
G0808B-200-200	2"	2"	1




### G0808B... FEMALE REDUCING COUPLING

G0808B-100-075	1"	3/4"	1
G0808B-125-075	1 1/4"	3/4"	1
G0808B-125-100	1 1/4"	1"	1
G0808B-150-075	1 1/2"	3/4"	1
G0808B-150-100	1 1/2"	1"	1
G0808B-150-125	1 1/2"	1 1/4"	1
G0808B-200-100	2"	1"	1
G0808B-200-125	2"	1 1/4"	1
G0808B-200-150	2"	1 1/2"	1


### G0816B... BUSHING

G0816B-075-050	3/4"	1/2"	1
G0816B-100-050	1"	1/2"	1
G0816B-100-075	1"	3/4"	1
G0816B-125-050	1 1/4"	1/2"	1
G0816B-125-075	1 1/4"	3/4"	1
G0816B-125-100	1 1/4"	1"	1
G0816B-150-050	1 1/2"	1/2"	1
G0816B-150-075	1 1/2"	3/4"	1
G0816B-150-100	1 1/2"	1"	1
G0816B-150-125	1 1/2"	1 1/4"	1
G0816B-200-050	2"	1/2"	1
G0816B-200-075	2"	3/4"	1
G0816B-200-100	2"	1"	1
G0816B-200-125	2"	1 1/4"	1
G0816B-200-150	2"	1 1/2"	1




### G0848B... 45° FEMALE ELBOW

G0848B-038-038	3/8"	3/8"	1
G0848B-050-050	1/2"	1/2"	1
G0848B-075-075	3/4"	3/4"	1
G0848B-100-100	1"	1"	1
G0848B-125-125	1 1/4"	1 1/4"	1
G0848B-150-150	1 1/2"	1 1/2"	1
G0848B-200-200	2"	2"	1



### G0898B... 90° FEMALE ELBOW

G0898B-075-075	3/4"	3/4"	1
G0898B-100-100	1"	1"	1
G0898B-125-125	1 1/4"	1 1/4"	1
G0898B-150-150	1 1/2"	1 1/2"	1
G0898B-200-200	2"	2"	1



7

Brass

## CAST BRASS PIPE FITTINGS

Note: These cast fittings are all lead free for potable water use.

Part No.	Pipe Size	Pipe Size	Pkg Qty
----------	-----------	-----------	---------

### G0808BU... FEMALE UNION

G0808BU-050-050	1/2"	1/2"	1
G0808BU-075-075	3/4"	3/4"	1
G0808BU-100-100	1"	1"	1
G0808BU-125-125	1 1/4"	1 1/4"	1
G0808BU-150-150	1 1/2"	1 1/2"	1
G0808BU-200-200	2"	2"	1



### G1648B... 45° STREET ELBOW

G1648B-075-075	3/4"	3/4"	1
G1648B-100-100	1"	1"	1
G1648B-125-125	1 1/4"	1 1/4"	1
G1648B-150-150	1 1/2"	1 1/2"	1
G1648B-200-200	2"	2"	1



### G1698B... 90° STREET ELBOW

G1698B-075-075	3/4"	3/4"	1
G1698B-100-100	1"	1"	1
G1698B-125-125	1 1/4"	1 1/4"	1
G1698B-150-150	1 1/2"	1 1/2"	1
G1698B-200-200	2"	2"	1



### G08T88B... FEMALE TEE

G08T88B-075-075	3/4"	3/4"	1
G08T88B-100-100	1"	1"	1
G08T88B-125-125	1 1/4"	1 1/4"	1
G08T88B-150-150	1 1/2"	1 1/2"	1
G08T88B-200-200	2"	2"	1



## SAE 45° FLARE FITTINGS

Part No.	Tube Size	Pkg Qty
----------	-----------	---------

### G0014... MACHINED FLARE NUT

G0014-03	3/16"	1
G0014-04	1/4"	5
G0014-05	5/16"	1
G0014-06	3/8"	5
G0014-08	1/2"	5
G0014-10	5/8"	1



### G0014F... FORGED FLARE NUT

G0014F-04	1/4"	1
G0014F-05	5/16"	1
G0014F-06	3/8"	5
G0014F-08	1/2"	1
G0014F-10	5/8"	1
G0014F-12	3/4"	1



### G0014L... LONG MACHINED FLARE NUT

G0014L-04	1/4"	1
G0014L-05	5/16"	1
G0014L-06	3/8"	1
G0014L-08	1/2"	1
G0014L-10	5/8"	1
G0014L-12	3/4"	1



### G0400... SAE CAP

G0400-04	1/4"	5
G0400-05	5/16"	1
G0400-06	3/8"	5
G0400-08	1/2"	5
G0400-10	5/8"	5
G0400-12	3/4"	1



### G0404... SAE FEMALE UNION

G0404-04-04	1/4"	1
G0404-06-06	3/8"	1
G0404-08-08	1/2"	1



### G0404SW... SAE FEMALE SWIVEL UNION

G0404SW-04-04	1/4"	1
G0404SW-05-05	5/16"	1
G0404SW-06-06	3/8"	1
G0404SW-08-08	1/2"	1
G0404SW-10-10	5/8"	1
G0404SW-12-12	3/4"	1



### G0414... FEMALE FLARE TO MALE FLARE

	Female	Male	
G0414-04-06	1/4"	3/8"	1
G0414-06-04	3/8"	1/4"	1
G0414-06-08	3/8"	1/2"	1
G0414-08-06	1/2"	3/8"	1
G0414-08-10	1/2"	5/8"	1
G0414-10-08	5/8"	1/2"	1



### G0416... FEMALE FLARE TO MALE PIPE

	Pipe	Tube	
G0416-02-04	1/8"	1/4"	1
G0416-04-04	1/4"	1/4"	1
G0416-04-06	1/4"	3/8"	1
G0416-06-08	3/8"	1/2"	1
G0416-08-08	1/2"	1/2"	1



7

Brass

# SAE 45° FLARE FITTINGS

Part No.	Pipe Size	Tube Size	Pkg Qty
----------	-----------	-----------	---------

## G1400... SAE PLUG

G1400-04	1/4"		5
G1400-05	5/16"		1
G1400-06	3/8"		5
G1400-08	1/2"		5
G1400-10	5/8"		1
G1400-12	3/4"		1



## G1408... FEMALE CONNECTOR

G1408-02-03	1/8"	3/16"	1
G1408-02-04	1/8"	1/4"	1
G1408-02-05	1/8"	5/16"	1
G1408-02-06	1/8"	3/8"	1
G1408-04-04	1/4"	1/4"	1
G1408-04-05	1/4"	5/16"	1
G1408-04-06	1/4"	3/8"	1
G1408-04-08	1/4"	1/2"	1
G1408-06-04	3/8"	1/4"	1
G1408-06-06	3/8"	3/8"	1
G1408-06-08	3/8"	1/2"	1
G1408-06-10	3/8"	5/8"	1
G1408-08-04	1/2"	1/4"	1
G1408-08-06	1/2"	3/8"	1
G1408-08-08	1/2"	1/2"	1
G1408-08-10	1/2"	5/8"	1
G1408-08-12	1/2"	3/4"	1
G1408-12-08	3/4"	1/2"	1
G1408-12-10	3/4"	5/8"	1
G1408-12-12	3/4"	3/4"	1



## G1414... UNION

	Pipe	Tube	Pkg Qty
G1414-02-02	1/8"	1/8"	1
G1414-04-04	1/4"	1/4"	5
G1414-05-05	5/16"	5/16"	1
G1414-06-04	3/8"	1/4"	1
G1414-06-05	3/8"	5/16"	1
G1414-06-06	3/8"	3/8"	5
G1414-08-04	1/2"	1/4"	1
G1414-08-06	1/2"	3/8"	1
G1414-08-08	1/2"	1/2"	5
G1414-10-06	5/8"	3/8"	1
G1414-10-08	5/8"	1/2"	1
G1414-10-10	5/8"	5/8"	5
G1414-12-12	3/4"	3/4"	1



## G1416... MALE CONNECTOR

	Pipe	Tube	Pkg Qty
G1416-02-02	1/8"	1/8"	1
G1416-02-03	1/8"	3/16"	1
G1416-02-04	1/8"	1/4"	5
G1416-02-05	1/8"	5/16"	1
G1416-02-06	1/8"	3/8"	1
G1416-04-04	1/4"	1/4"	5
G1416-04-05	1/4"	5/16"	1
G1416-04-06	1/4"	3/8"	5
G1416-04-08	1/4"	1/2"	1
G1416-06-04	3/8"	1/4"	1
G1416-06-05	3/8"	5/16"	1
G1416-06-06	3/8"	3/8"	5
G1416-06-08	3/8"	1/2"	5
G1416-06-10	3/8"	5/8"	1
G1416-08-04	1/2"	1/4"	1
G1416-08-06	1/2"	3/8"	5
G1416-08-08	1/2"	1/2"	5
G1416-08-10	1/2"	5/8"	5
G1416-08-12	1/2"	3/4"	1
G1416-12-08	3/4"	1/2"	1
G1416-12-10	3/4"	5/8"	1
G1416-12-12	3/4"	3/4"	1



Part No.	Pipe Size	Tube Size	Pkg Qty
----------	-----------	-----------	---------

## G1446... 45° MALE CONNECTOR

G1446-02-04	1/8"	1/4"	1
G1446-02-05	1/8"	5/16"	1
G1446-04-04	1/4"	1/4"	1
G1446-04-05	1/4"	5/16"	1
G1446-04-06	1/4"	3/8"	5
G1446-06-06	3/8"	3/8"	1
G1446-06-08	3/8"	1/2"	1
G1446-08-06	1/2"	3/8"	1
G1446-08-08	1/2"	1/2"	1
G1446-08-10	1/2"	5/8"	1
G1446-08-12	1/2"	3/4"	1
G1446-12-12	3/4"	3/4"	1



## G1494... 90° UNION ELBOW

	Pipe	Tube	Pkg Qty
G1494-04-04	1/4"	1/4"	1
G1494-05-05	5/16"	5/16"	1
G1494-06-06	3/8"	3/8"	1
G1494-08-08	1/2"	1/2"	1
G1494-10-10	5/8"	5/8"	1
G1494-12-12	3/4"	3/4"	1



## G1496... 90° MALE CONNECTOR

	Pipe	Tube	Pkg Qty
G1496-02-03	1/8"	3/16"	1
G1496-02-04	1/8"	1/4"	5
G1496-02-05	1/8"	5/16"	1
G1496-02-06	1/8"	3/8"	1
G1496-04-04	1/4"	1/4"	5
G1496-04-05	1/4"	5/16"	1
G1496-04-06	1/4"	3/8"	5
G1496-04-08	1/4"	1/2"	1
G1496-06-04	3/8"	1/4"	1
G1496-06-05	3/8"	5/16"	1
G1496-06-06	3/8"	3/8"	5
G1496-06-08	3/8"	1/2"	5
G1496-06-10	3/8"	5/8"	1
G1496-08-04	1/2"	1/4"	1
G1496-08-06	1/2"	3/8"	1
G1496-08-08	1/2"	1/2"	5
G1496-08-10	1/2"	5/8"	5
G1496-08-12	1/2"	3/4"	1
G1496-12-08	3/4"	1/2"	1
G1496-12-10	3/4"	5/8"	1
G1496-12-12	3/4"	3/4"	1



## G1498... 90° FEMALE CONNECTOR

G1498-02-04	1/8"	1/4"	1
G1498-02-05	1/8"	5/16"	1
G1498-02-06	1/8"	3/8"	1
G1498-04-04	1/4"	1/4"	1
G1498-04-05	1/4"	5/16"	1
G1498-04-06	1/4"	3/8"	1
G1498-04-08	1/4"	1/2"	1
G1498-06-06	3/8"	3/8"	1
G1498-06-08	3/8"	1/2"	1
G1498-06-10	3/8"	5/8"	1
G1498-08-06	1/2"	3/8"	1
G1498-08-08	1/2"	1/2"	1
G1498-08-10	1/2"	5/8"	1
G1498-08-12	1/2"	3/4"	1
G1498-12-08	3/4"	1/2"	1
G1498-12-10	3/4"	5/8"	1
G1498-12-12	3/4"	3/4"	1



7

Brass



## SAE 45° FLARE FITTINGS

Part No.	Pipe Size	Tube Size	Pkg Qty
<b>G14T44... UNION TEE</b>			
	<b>Tube</b>		
G14T44-04-04	1/4"	1/4"	1
G14T44-05-05	5/16"	5/16"	1
G14T44-06-06	3/8"	3/8"	1
G14T44-08-08	1/2"	1/2"	1
G14T44-10-10	5/8"	5/8"	1
G14T44-12-12	3/4"	3/4"	1



### G14T46... MALE BRANCH TEE

Part No.	Pipe	Tube	Pkg Qty
G14T46-02-04	1/8"	1/4"	1
G14T46-02-05	1/8"	5/16"	1
G14T46-04-04	1/4"	1/4"	1
G14T46-04-05	1/4"	5/16"	1
G14T46-04-06	1/4"	3/8"	1
G14T46-06-06	3/8"	3/8"	1
G14T46-06-08	3/8"	1/2"	1
G14T46-08-06	1/2"	3/8"	1
G14T46-08-08	1/2"	1/2"	1
G14T46-08-10	1/2"	5/8"	1
G14T46-08-12	1/2"	3/4"	1
G14T46-12-12	3/4"	3/4"	1



### G14T64... MALE RUN TEE

Part No.	Pipe	Tube	Pkg Qty
G14T64-02-04	1/8"	1/4"	1
G14T64-02-05	1/8"	5/16"	1
G14T64-04-04	1/4"	1/4"	1
G14T64-04-05	1/4"	5/16"	1
G14T64-04-06	1/4"	3/8"	1
G14T64-06-06	3/8"	3/8"	1
G14T64-06-08	3/8"	1/2"	1
G14T64-08-08	1/2"	1/2"	1
G14T64-08-10	1/2"	5/8"	1



### G14X44... CROSS

Part No.	Tube	Pkg Qty
G14X44-04-04	1/4"	1
G14X44-06-06	3/8"	1



## INVERTED FLARE FITTINGS

Part No.	Inv. Flare	Male Flare	Pkg Qty
<b>G1412... INVERTED FLARE CONNECTOR</b>			
G1412-03-04	3/16"	1/4"	1
G1412-04-04	1/4"	1/4"	1
G1412-04-06	1/4"	3/8"	1
G1412-05-04	5/16"	1/4"	1
G1412-05-06	5/16"	3/8"	1
G1412-06-06	3/8"	3/8"	1
G1412-07-06	7/16"	3/8"	1



### G0012... INVERTED FLARE BRASS NUT

Part No.	Tube	Pkg Qty
G0012-03	3/16"	1
G0012-04	1/4"	1
G0012-05	5/16"	1
G0012-06	3/8"	1
G0012-08	1/2"	1



### G0012S... INVERTED FLARE STEEL NUT

G0012S-03	3/16"	5
G0012S-04	1/4"	5
G0012S-05	5/16"	1
G0012S-06	3/8"	1
G0012S-08	1/2"	1
G0012S-10	5/8"	1



### G0012SL... INVERTED FLARE LONG STEEL NUT

G0012SL-03	3/16"	1
G0012SL-04	1/4"	1



### G1200... INVERTED FLARE PLUG

G1200-03	3/16"	1
G1200-04	1/4"	1
G1200-05	5/16"	1
G1200-06	3/8"	1



### G0202... INVERTED FLARE COUPLING

G0202-02-02	1/8"	1/8"	1
G0202-03-03	3/16"	3/16"	5
G0202-04-04	1/4"	1/4"	5
G0202-05-05	5/16"	5/16"	1
G0202-06-06	3/8"	3/8"	1
G0202-08-08	1/2"	1/2"	1



### G0208... INVERTED FLARE FEMALE CONNECTOR

Part No.	Pipe	Tube	Pkg Qty
G0208-02-03	1/8"	3/16"	1
G0208-02-04	1/8"	1/4"	1
G0208-02-05	1/8"	5/16"	1
G0208-04-06	1/4"	3/8"	1
G0208-06-08	3/8"	1/2"	1



### G0216... INVERTED FLARE MALE CONNECTOR

G0216-02-03	1/8"	3/16"	1
G0216-02-04	1/8"	1/4"	1
G0216-02-05	1/8"	5/16"	1
G0216-02-06	1/8"	3/8"	1
G0216-04-04	1/4"	1/4"	1
G0216-04-05	1/4"	5/16"	1
G0216-04-06	1/4"	3/8"	1
G0216-04-08	1/4"	1/2"	1
G0216-06-06	3/8"	3/8"	1
G0216-06-08	3/8"	1/2"	1
G0216-08-08	1/2"	1/2"	1
G0216-08-10	1/2"	5/8"	1
G0216-12-12	3/4"	3/4"	1



## INVERTED FLARE FITTINGS

Part No.	Inv. Flare	Male Flare	Pkg Qty
----------	------------	------------	---------

### G0246... INVERTED FLARE 45° MALE CONNECTOR

G0246-02-03	1/8"	3/16"	1
G0246-02-04	1/8"	1/4"	1
G0246-02-05	1/8"	5/16"	1
G0246-04-06	1/4"	3/8"	1
G0246-06-08	3/8"	1/2"	1



### G0296... INVERTED FLARE 90° MALE CONNECTOR

G0296-02-02	1/8"	1/8"	1
G0296-02-03	1/8"	3/16"	1
G0296-02-04	1/8"	1/4"	1
G0296-02-05	1/8"	5/16"	1
G0296-02-06	1/8"	3/8"	1
G0296-04-04	1/4"	1/4"	1
G0296-04-05	1/4"	5/16"	1
G0296-04-06	1/4"	3/8"	1
G0296-04-08	1/4"	1/2"	1
G0296-06-06	3/8"	3/8"	1
G0296-06-08	3/8"	1/2"	1
G0296-06-10	3/8"	5/8"	1
G0296-08-08	1/2"	1/2"	1
G0296-08-10	1/2"	5/8"	1
G0296-08-12	1/2"	3/4"	1



### G0298... INVERTED FLARE 90° FEMALE CONNECTOR

G0298-02-04	1/8"	1/4"	1
-------------	------	------	---



### G02T00... INVERTED FLARE UNION TEE

	Tube	Tube	
G02T00-03-03	3/16"	3/16"	1
G02T00-04-04	1/4"	1/4"	1
G02T00-05-05	5/16"	5/16"	1
G02T00-06-06	3/8"	3/8"	1



### G02T06... INVERTED FLARE MALE BRANCH TEE

	Pipe	Tube	
G02T06-02-03	1/8"	3/16"	1
G02T06-02-04	1/8"	1/4"	1
G02T06-02-05	1/8"	5/16"	1
G02T06-04-06	1/4"	3/8"	1



## BRASS COMPRESSION FITTINGS

Part No.	Tube Size	Pipe Size	Pkg Qty
----------	-----------	-----------	---------

### G6000... BRASS COMPRESSION SLEEVE

G6000-02	1/8"		5
G6000-03	3/16"		5
G6000-04	1/4"		5
G6000-05	5/16"		5
G6000-06	3/8"		5
G6000-08	1/2"		5
G6000-10	5/8"		1
G6000-12	3/4"		1



### G6100... PLASTIC COMPRESSION SLEEVE

	Tube O.D.	
G6100-04	1/4"	5
G6100-05	5/16"	1
G6100-06	3/8"	5
G6100-08	1/2"	5
G6100-10	5/8"	1



### G6001... STANDARD NUT

	Tube	
G6001-02	1/8"	1
G6001-03	3/16"	1
G6001-04	1/4"	5
G6001-05	5/16"	1
G6001-06	3/8"	5
G6001-08	1/2"	1
G6001-10	5/8"	1
G6001-12	3/4"	1



### G6103... COMPRESSION INSERT

	Tube O.D.	
G6103-04	1/4"	5
G6103-05	5/16"	5
G6103-06	3/8"	5
G6103-08	1/2"	5
G6103-10	5/8"	1



### G6008... FEMALE CONNECTOR

	Pipe	Tube	
G6008-02-02	1/8"	1/8"	1
G6008-02-03	1/8"	3/16"	1
G6008-02-04	1/8"	1/4"	1
G6008-02-05	1/8"	5/16"	1
G6008-02-06	1/8"	3/8"	1
G6008-04-04	1/4"	1/4"	1
G6008-04-05	1/4"	5/16"	1
G6008-04-06	1/4"	3/8"	1
G6008-06-04	3/8"	1/4"	1
G6008-06-06	3/8"	3/8"	1
G6008-06-08	3/8"	1/2"	1
G6008-06-10	3/8"	5/8"	1
G6008-08-04	1/2"	1/4"	1
G6008-08-06	1/2"	3/8"	1
G6008-08-08	1/2"	1/2"	1
G6008-08-10	1/2"	5/8"	1
G6008-08-12	1/2"	3/4"	1
G6008-12-08	3/4"	1/2"	1
G6008-12-10	3/4"	5/8"	1
G6008-12-12	3/4"	3/4"	1



### G6060... UNION

	Tube	Tube	
G6060-02-02	1/8"	1/8"	1
G6060-03-03	3/16"	3/16"	1
G6060-04-04	1/4"	1/4"	5
G6060-05-05	5/16"	5/16"	5
G6060-06-06	3/8"	3/8"	5
G6060-08-08	1/2"	1/2"	1
G6060-10-10	5/8"	5/8"	1
G6060-12-12	3/4"	3/4"	1



7

Brass

# BRASS COMPRESSION FITTINGS

**Part No.**    **Pipe Size**    **Tube Size**    **Pkg Qty**

**G6016... MALE CONNECTOR**

G6016-02-02	1/8"	3/8"	5
G6016-02-03	1/8"	3/16"	1
G6016-02-04	1/8"	1/4"	5
G6016-02-05	1/8"	5/16"	5
G6016-02-06	1/8"	3/8"	1
G6016-04-04	1/4"	1/4"	5
G6016-04-05	1/4"	5/16"	1
G6016-04-06	1/4"	3/8"	5
G6016-04-08	1/4"	1/2"	1
G6016-06-04	3/8"	1/4"	1
G6016-06-05	3/8"	5/16"	1
G6016-06-06	3/8"	3/8"	5
G6016-06-08	3/8"	1/2"	1
G6016-06-10	3/8"	5/8"	1
G6016-08-04	1/2"	1/4"	1
G6016-08-06	1/2"	3/8"	1
G6016-08-08	1/2"	1/2"	1
G6016-08-10	1/2"	5/8"	1
G6016-08-12	1/2"	3/4"	1
G6016-12-08	3/4"	1/2"	1
G6016-12-10	3/4"	5/8"	1
G6016-12-12	3/4"	3/4"	1



**Part No.**    **Pipe Size**    **Tube Size**    **Pkg Qty**

**G6096... 90° MALE CONNECTOR**

G6096-02-02	1/8"	1/8"	1
G6096-02-03	1/8"	3/16"	1
G6096-02-04	1/8"	1/4"	5
G6096-02-05	1/8"	5/16"	1
G6096-02-06	1/8"	3/8"	1
G6096-04-03	1/4"	3/16"	1
G6096-04-04	1/4"	1/4"	5
G6096-04-05	1/4"	5/16"	1
G6096-04-06	1/4"	3/8"	1
G6096-04-08	1/4"	1/2"	1
G6096-06-04	3/8"	1/4"	1
G6096-06-05	3/8"	5/16"	1
G6096-06-06	3/8"	3/8"	5
G6096-06-08	3/8"	1/2"	1
G6096-06-10	3/8"	5/8"	5
G6096-08-04	1/2"	1/4"	1
G6096-08-06	1/2"	3/8"	1
G6096-08-08	1/2"	1/2"	1
G6096-08-10	1/2"	5/8"	1
G6096-08-12	1/2"	3/4"	1
G6096-12-08	3/4"	1/2"	1
G6096-12-12	3/4"	3/4"	1



**G6090... 90° UNION**

G6090-02-02	1/8"	1/8"	1
G6090-03-03	3/16"	3/16"	1
G6090-04-04	1/4"	1/4"	1
G6090-05-05	5/16"	5/16"	1
G6090-06-06	3/8"	3/8"	5
G6090-08-08	1/2"	1/2"	1
G6090-10-10	5/8"	5/8"	1
G6090-12-12	3/4"	3/4"	1



**G60T00... UNION TEE**

G60T00-02-02	1/8"	1/8"	1
G60T00-03-03	3/16"	3/16"	1
G60T00-04-04	1/4"	1/4"	1
G60T00-05-05	5/16"	5/16"	1
G60T00-06-06	3/8"	3/8"	1
G60T00-08-08	1/2"	1/2"	1
G60T00-10-10	5/8"	5/8"	1
G60T00-12-12	3/4"	3/4"	1



**G6046... 45° MALE CONNECTOR**

G6046-02-03	1/8"	3/16"	1
G6046-02-04	1/8"	1/4"	1
G6046-02-05	1/8"	5/16"	1
G6046-04-04	1/4"	1/4"	1
G6046-04-06	1/4"	3/8"	1
G6046-06-08	3/8"	1/2"	1
G6046-08-08	1/2"	1/2"	1
G6046-08-10	1/2"	5/8"	1



**G60T06... MALE BRANCH TEE**

G60T06-02-02	1/8"	1/8"	1
G60T06-02-03	1/8"	3/16"	1
G60T06-02-04	1/8"	1/4"	1
G60T06-02-05	1/8"	5/16"	1
G60T06-04-04	1/4"	1/4"	1
G60T06-04-05	1/4"	5/16"	1
G60T06-04-06	1/4"	3/8"	1
G60T06-06-06	3/8"	3/8"	1
G60T06-06-08	3/8"	1/2"	1
G60T06-08-08	1/2"	1/2"	1
G60T06-08-10	1/2"	5/8"	1
G60T06-08-12	1/2"	3/4"	1
G60T06-12-12	3/4"	3/4"	1



**G6098... 90° FEMALE CONNECTOR**

G6098-02-04	1/8"	1/4"	1
G6098-02-05	1/8"	5/16"	1
G6098-04-06	1/4"	3/8"	1
G6098-04-08	1/4"	1/2"	1
G6098-06-04	3/8"	1/4"	1
G6098-06-06	3/8"	3/8"	1
G6098-06-08	3/8"	1/2"	1
G6098-08-06	1/2"	3/8"	1
G6098-08-08	1/2"	1/2"	1
G6098-08-10	1/2"	5/8"	1



**G60T60... MALE RUN TEE**

G60T60-02-04	1/8"	1/4"	1
G60T60-02-05	1/8"	5/16"	1
G60T60-04-04	1/4"	1/4"	1
G60T60-04-06	1/4"	3/8"	1
G60T60-06-06	3/8"	3/8"	1
G60T60-06-08	3/8"	1/2"	1
G60T60-08-08	1/2"	1/2"	1
G60T60-08-10	1/2"	5/8"	1
G60T60-08-12	1/2"	3/4"	1
G60T60-12-12	3/4"	3/4"	1



## AIR BRAKE HOSE FITTINGS

Part No.	Pipe Size	Hose I.D.	Pkg Qty
----------	-----------	-----------	---------

### G4316... MALE NPT FITTING WITHOUT SPRING

G4316-04-06	1/4"	3/8"	5
G4316-06-06	3/8"	3/8"	5
G4316-06-08	3/8"	1/2"	2
G4316-08-06	1/2"	3/8"	5
G4316-08-08	1/2"	1/2"	2



### G4316G... MALE NPT FITTING WITH SPRING

G4316G-04-06	1/4"	3/8"	2
G4316G-06-06	3/8"	3/8"	2
G4316G-06-08	3/8"	1/2"	2
G4316G-08-06	1/2"	3/8"	2
G4316G-08-08	1/2"	1/2"	2



### G4331 PLAIN NUT

G4331-06	3/8"	10
G4331-08	1/2"	10



### G4331G... SPRING GUARD NUT

G4331G-06	3/8"	5
G4331G-08	1/2"	5



### G4332... SPRING

G4332-06	3/8"	5
G4332-08	1/2"	5



### G4334... AIR BRAKE NUT WITH SPRING

G4334-06	3/8"	5
G4334-08	1/2"	5



Part No.	Pipe Size	Hose I.D.	Pkg Qty
----------	-----------	-----------	---------

### G1619AB... AIR BRAKE ASSEMBLY ADAPTER

G1619AB-04-06	1/4"	3/8"	1
G1619AB-06-06	3/8"	3/8"	1
G1619AB-06-08	3/8"	1/2"	1



### G43019... FEMALE SWIVEL AIR BRAKE FITTING

G43019-06-06	3/8"	1
G43019-08-08	1/2"	1



### G4300... AIR BRAKE HOSE MENDER

G4300-06	3/8"	5
G4300-08	1/2"	2



### G4330... SLEEVE

G4330-06	3/8"	10
G4330-08	1/2"	5



### G4333... MALE INSERT

G4333-04-06	1/4"	3/8"	10
G4333-06-06	3/8"	3/8"	10
G4333-06-08	3/8"	1/2"	5
G4333-08-06	1/2"	3/8"	10
G4333-08-08	1/2"	1/2"	5



8

## GLADHANDS

Our gladhands meet the SAE J318 standard and feature a lightweight aluminum construction and color coding for air brake line applications between truck and trailer.

Part Number	Pipe Size	Material	Pkg Qty
-------------	-----------	----------	---------

### GHU... PLAIN UNIVERSAL GLADHAND

GHU-050	1/2"	Aluminum	1
---------	------	----------	---

### GHS... BLUE SERVICE GLADHAND

GHS-050	1/2"	Aluminum	1
---------	------	----------	---

### GHE... RED EMERGENCY GLADHAND

GHE-050	1/2"	Aluminum	1
---------	------	----------	---

### GH-GRIP... SET OF 2 RED & BLUE GLADHAND GRIPS

GH-GRIP	1/2"	Aluminum	1
---------	------	----------	---

### GHX... GLADHAND REPLACEMENT GASKET

GHX	Rubber	10
-----	--------	----



# AIR BRAKE PUSH-TO-CONNECT FITTINGS

Push-to-connect fittings have several advantages over conventional compression style fittings. They are much faster to install, there are no loose nuts and sleeves to fiddle with during installation, and in tight spaces, no wrench is required when the tubing is attached. In addition, male NPT parts have thread sealant pre-applied for convenience and further time savings.

Users should be aware that many push-to-connect fitting styles are available in the market, but only D.O.T. branded fittings should be used in air brake applications.

G7000P series are D.O.T. accepted for all air brake applications EXCEPT:

-lines from the frame to the axle

-between towing and towed vehicles

For these applications, use G7000 series or use G4300 series with rubber hose.

**Part No. Pipe Size Tube Size**

## G7008P... FEMALE CONNECTOR

G7008P-02-04	1/8"	1/4"
G7008P-04-04	1/4"	1/4"
G7008P-04-06	1/4"	3/8"
G7008P-06-06	3/8"	3/8"
G7008P-08-08	1/2"	1/2"



## G7016P... MALE CONNECTOR

G7016P-01-02.5	1/16"	5/32"
G7016P-02-02.5	1/8"	5/32"
G7016P-02-04	1/8"	1/4"
G7016P-02-06	1/8"	3/8"
G7016P-04-04	1/4"	1/4"
G7016P-04-06	1/4"	3/8"
G7016P-04-08	1/4"	1/2"
G7016P-06-04	3/8"	1/4"
G7016P-06-06	3/8"	3/8"
G7016P-06-08	3/8"	1/2"
G7016P-06-10	3/8"	5/8"
G7016P-08-06	1/2"	3/8"
G7016P-08-08	1/2"	1/2"
G7016P-08-10	1/2"	5/8"
G7016P-08-12	1/2"	3/4"
G7016P-12-12	3/4"	3/4"



## G7046P... 45° MALE CONNECTOR

G7046P-02-04	1/8"	1/4"
G7046P-02-06	1/8"	3/8"
G7046P-04-04	1/4"	1/4"
G7046P-04-06	1/4"	3/8"
G7046P-06-06	3/8"	3/8"
G7046P-06-08	3/8"	1/2"
G7046P-08-08	1/2"	1/2"



## G7096P... 90° MALE CONNECTOR

G7096P-02-02.5	1/8"	5/32"
G7096P-02-04	1/8"	1/4"
G7096P-04-04	1/4"	1/4"
G7096P-04-06	1/4"	3/8"
G7096P-06-04	3/8"	1/4"
G7096P-06-06	3/8"	3/8"
G7096P-06-08	3/8"	1/2"
G7096P-08-06	1/2"	3/8"
G7096P-08-08	1/2"	1/2"
G7096P-08-10	1/2"	5/8"
G7096P-12-12	3/4"	3/4"



## G7100P... PUSH-IN CARTRIDGE

G7100P-04	1/4"
G7100P-06	3/8"



Part No.	Pipe Size	Tube Size
<b>G7096PX... 90° SWIVEL MALE CONNECTOR</b>		
G7096PX-02-02.5	1/8"	5/32"
G7096PX-02-04	1/8"	1/4"
G7096PX-02-06	1/8"	3/8"
G7096PX-04-04	1/4"	1/4"
G7096PX-04-06	1/4"	3/8"
G7096PX-04-08	1/4"	1/2"
G7096PX-06-04	3/8"	1/4"
G7096PX-06-06	3/8"	3/8"
G7096PX-06-08	3/8"	1/2"
G7096PX-06-10	3/8"	5/8"
G7096PX-08-06	1/2"	3/8"
G7096PX-08-08	1/2"	1/2"
G7096PX-08-12	1/2"	3/4"
G7096PX-12-12	3/4"	3/4"



## G7098P... 90° FEMALE CONNECTOR

G7098P-02-04	1/8"	1/4"
G7098P-04-04	1/4"	1/4"
G7098P-04-06	1/4"	3/8"
G7098P-06-06	3/8"	3/8"
G7098P-08-08	1/2"	1/2"



## G7070P... UNION

Part No.	Pipe Size	Tube Size
G7070P-02.5-02.5	1/16"	5/32"
G7070P-04-04	1/4"	1/4"
G7070P-06-06	3/8"	3/8"
G7070P-08-08	1/2"	1/2"
G7070P-10-10	5/8"	5/8"
G7070P-12-12	3/4"	3/4"



## G7070PBH... BULKHEAD UNION

G7070PBH-04-04	1/4"	1/4"
G7070PBH-06-06	3/8"	3/8"
G7070PBH-08-08	1/2"	1/2"



## G7090P... 90° UNION

G7090P-04-04	1/4"	1/4"
G7090P-06-06	3/8"	3/8"
G7090P-08-08	1/2"	1/2"



## G70T00P... UNION TEE

G70T00P-04-04	1/4"	1/4"
G70T00P-06-06	3/8"	3/8"
G70T00P-08-08	1/2"	1/2"
G70T00P-10-10	5/8"	5/8"



## G70T06PX... SWIVEL MALE BRANCH TEE

Part No.	Pipe Size	Tube Size
G70T06PX-02-04	1/8"	1/4"
G70T06PX-04-04	1/4"	1/4"
G70T06PX-04-06	1/4"	3/8"
G70T06PX-04-08	1/4"	1/2"
G70T06PX-06-06	3/8"	3/8"
G70T06PX-06-08	3/8"	1/2"
G70T06PX-08-08	1/2"	1/2"



## G70T60PX... SWIVEL MALE RUN TEE

G70T60PX-02-04	1/8"	1/4"
G70T60PX-04-04	1/4"	1/4"
G70T60PX-04-06	1/4"	3/8"
G70T60PX-06-06	3/8"	3/8"
G70T60PX-06-08	3/8"	1/2"
G70T60PX-08-08	1/2"	1/2"



## AIR BRAKE COMPRESSION FITTINGS

Part No.	Tube Size	Tube Size	Pkg Qty
----------	-----------	-----------	---------

### G7000... AIR BRAKE SLEEVE

G7000-04	1/4"		5
G7000-06	3/8"		5
G7000-08	1/2"		5
G7000-10	5/8"		5
G7000-12	3/4"		1



### G7001... AIR BRAKE NUT

G7001-04	1/4"		5
G7001-06	3/8"		5
G7001-08	1/2"		5
G7001-10	5/8"		5
G7001-12	3/4"		5



### G7103... AIR BRAKE COMPRESSION INSERT

G7103-02	1/8"		1
G7103-04	1/4"		5
G7103-05	5/16"		1
G7103-06	3/8"		5
G7103-08	1/2"		5
G7103-10	5/8"		5
G7103-12	3/4"		1



### G7008... AIR BRAKE FEMALE CONNECTOR

	Tube Size	Tube Size	Pkg Qty
G7008-02-04	1/8"	1/4"	10
G7008-02-06	1/8"	3/8"	10
G7008-04-04	1/4"	1/4"	10
G7008-04-06	1/4"	3/8"	10
G7008-06-06	3/8"	3/8"	10
G7008-06-08	3/8"	1/2"	5



### G7016... AIR BRAKE MALE CONNECTOR

G7016-02-04	1/8"	1/4"	10
G7016-02-06	1/8"	3/8"	10
G7016-04-04	1/4"	1/4"	10
G7016-04-06	1/4"	3/8"	10
G7016-04-08	1/4"	1/2"	10
G7016-06-04	3/8"	1/4"	10
G7016-06-06	3/8"	3/8"	10
G7016-06-08	3/8"	1/2"	10
G7016-06-10	3/8"	5/8"	5
G7016-08-06	1/2"	3/8"	10
G7016-08-08	1/2"	1/2"	10
G7016-08-10	1/2"	5/8"	5
G7016-08-12	1/2"	3/4"	2
G7016-12-12	3/4"	3/4"	2



### G7046... AIR BRAKE 45° MALE CONNECTOR

G7046-02-04	1/8"	1/4"	10
G7046-02-06	1/8"	3/8"	10
G7046-04-04	1/4"	1/4"	10
G7046-04-06	1/4"	3/8"	10
G7046-06-06	3/8"	3/8"	10
G7046-06-08	3/8"	1/2"	10
G7046-08-06	1/2"	3/8"	10
G7046-08-08	1/2"	1/2"	10
G7046-08-10	1/2"	5/8"	5



### G7096... AIR BRAKE 90° MALE CONNECTOR

G7096-02-04	1/8"	1/4"	10
G7096-02-06	1/8"	3/8"	10
G7096-04-04	1/4"	1/4"	10
G7096-04-06	1/4"	3/8"	10
G7096-04-08	1/4"	1/2"	10
G7096-06-04	3/8"	1/4"	10
G7096-06-06	3/8"	3/8"	10
G7096-06-08	3/8"	1/2"	10
G7096-06-10	3/8"	5/8"	2
G7096-08-04	1/2"	1/4"	1
G7096-08-06	1/2"	3/8"	10
G7096-08-08	1/2"	1/2"	5
G7096-08-10	1/2"	5/8"	2
G7096-08-12	1/2"	3/4"	1
G7096-12-10	3/4"	5/8"	5
G7096-12-12	3/4"	3/4"	1



Part No.	Tube Size	Tube Size	Pkg Qty
----------	-----------	-----------	---------


### G7070... AIR BRAKE UNION

	Tube Size	Tube Size	Pkg Qty
G7070-04-04	1/4"	1/4"	10
G7070-06-06	3/8"	3/8"	10
G7070-08-08	1/2"	1/2"	10
G7070-10-10	5/8"	5/8"	5
G7070-12-12	3/4"	3/4"	5



### G7098... AIR BRAKE 90° FEMALE CONNECTOR

	Tube Size	Tube Size	Pkg Qty
G7098-02-04	1/8"	1/4"	10
G7098-02-06	1/8"	3/8"	10
G7098-04-04	1/4"	1/4"	10
G7098-04-06	1/4"	3/8"	10
G7098-06-06	3/8"	3/8"	10
G7098-06-08	3/8"	1/2"	1
G7098-08-08	1/2"	1/2"	1



### G7090... AIR BRAKE 90° UNION

G7090-04-04	1/4"	1/4"	10
G7090-06-06	3/8"	3/8"	10
G7090-08-08	1/2"	1/2"	5
G7090-10-10	5/8"	5/8"	1
G7090-12-12	3/4"	3/4"	1



### G70T00... AIR BRAKE UNION TEE

G70T00-04-04	1/4"	1/4"	10
G70T00-06-06	3/8"	3/8"	10
G70T00-08-08	1/2"	1/2"	5
G70T00-10-10	5/8"	5/8"	2
G70T00-12-12	3/4"	3/4"	1



### G70T06... AIR BRAKE MALE BRANCH TEE

	Tube Size	Tube Size	Pkg Qty
G70T06-02-04	1/8"	1/4"	10
G70T06-02-06	1/8"	3/8"	10
G70T06-04-04	1/4"	1/4"	10
G70T06-04-06	1/4"	3/8"	10
G70T06-06-06	3/8"	3/8"	10
G70T06-06-08	3/8"	1/2"	5
G70T06-08-08	1/2"	1/2"	5
G70T06-08-10	1/2"	5/8"	5
G70T06-08-12	1/2"	3/4"	2
G70T06-12-12	3/4"	3/4"	1



### G70T60... AIR BRAKE MALE RUN TEE

	Tube Size	Tube Size	Pkg Qty
G70T60-02-04	1/8"	1/4"	10
G70T60-04-04	1/4"	1/4"	10
G70T60-04-06	1/4"	3/8"	10
G70T60-06-06	3/8"	3/8"	10
G70T60-06-08	3/8"	1/2"	5
G70T60-08-08	1/2"	1/2"	5
G70T60-08-10	1/2"	5/8"	1



## AIR BRAKE FIELD KITS



These air brake kits are designed for use in the field or shop and feature a heavy duty carry case. Each kit is specially designed for a different purpose to help with any truck or trailer air brake repairs that may occur.

### G4300-KIT1...

#### BRASS D.O.T. AIR BRAKE FITTINGS KIT FOR HOSE REPAIRS

Qty	Description
2 x 8"	G212-06 3/8" Air Brake Hose
2 x 8"	G212-08 1/2" Air Brake Hose
1	G4300-06 3/8" Air Brake Hose Mender
1	G4300-08 1/2" Air Brake Hose Mender
1	G43019-06-06 3/8" Female Swivel Air Brake Fitting
1	G43019-08-08 1/2" Female Swivel Air Brake Fitting
2	G0816B-06-04 3/8" x 1/4" Brass NPT Bushing
2	G0816B-08-06 1/2" x 3/8" Brass NPT Bushing
2	G1619AB-04-06 1/4" Male NPT x 3/8" Air Brake Adapter
2	G1619AB-06-06 3/8" Male NPT x 3/8" Air Brake Adapter
2	G1619AB-08-08 3/8" Male NPT x 1/2" Air Brake Adapter
2	G1619AB-08-08 1/2" Male NPT x 1/2" Air Brake Adapter
1	G10P 1/2" Wide Teflon® Tape
1	Thumb Knife



### G7000-KIT2...

#### EXPANDED BRASS D.O.T. AIR BRAKE FITTINGS KIT FOR GENERAL REPAIRS

Qty	Description
3	G7000-04 1/4" Air Brake Compression Sleeve
3	G7000-06 3/8" Air Brake Compression Sleeve
3	G7000-08 1/2" Air Brake Compression Sleeve
2	G7000-10 1/2" Air Brake Compression Sleeve
3	G7001-04 1/4" Air Brake Compression Nut
3	G7001-06 3/8" Air Brake Compression Nut
6	G7001-08 1/2" Air Brake Compression Nut
2	G7001-10 5/8" Air Brake Compression Nut
3	G7103-04 1/4" Air Brake Compression Insert
3	G7103-06 3/8" Air Brake Compression Insert
3	G7103-08 1/2" Air Brake Compression Insert
3	G7103-10 5/8" Air Brake Compression Insert
2	G7070-04-04 1/4" Air Brake Compression Union
2	G7070-06-06 3/8" Air Brake Compression Union
2	G7070-10-10 5/8" Air Brake Compression Union
2	G7016-02-04 1/8" Male NPT x 1/4" Air Brake Compression Connector
2	G7016-04-04 1/4" Male NPT x 1/4" Air Brake Compression Connector
2	G7016-04-06 1/4" Male NPT x 3/8" Air Brake Compression Connector
2	G7016-06-06 3/8" Male NPT x 3/8" Air Brake Compression Connector
2	G7016-06-08 3/8" Male NPT x 1/2" Air Brake Compression Connector
2	G7096-02-04 1/8" Male NPT x 1/4" Air Brake Compression 90° Elbow
2	G7096-04-04 1/4" Male NPT x 1/4" Air Brake Compression 90° Elbow
2	G7096-04-06 1/4" Male NPT x 3/8" Air Brake Compression 90° Elbow
2	G7096-06-06 3/8" Male NPT x 3/8" Air Brake Compression 90° Elbow
2	G7096-06-08 3/8" Male NPT x 1/2" Air Brake Compression 90° Elbow
2	G0808B-02-02 1/8" Brass Coupling
2	G0808B-04-04 1/4" Brass Coupling
2	G0808B-06-06 3/8" Brass Coupling
1	G0808B-08-08 1/2" Brass Coupling
3	G0816B-04-02 1/4" x 1/8" Brass Bushing
2	G0816B-06-04 3/8" x 1/4" Brass Bushing
2	G0816B-08-06 1/2" x 3/8" Brass Bushing
3	G1600B-04 1/4" Brass Hex Plug
2	G1600B-06 3/8" Brass Hex Plug
2	G1600B-08 1/2" Brass Hex Plug
3	G1616B-04-04 1/4" Brass Nipple
2	G1616B-06-06 3/8" Brass Nipple
2	G1616B-08-08 1/2" Brass Nipple
2	G1698B-04-04 1/4" Brass Street Elbow
2	G1698B-06-06 3/8" Brass Street Elbow
2	G10P 1/2" Wide Teflon® Tape



### G7000-KIT1...

#### BRASS D.O.T. AIR BRAKE FITTINGS KIT FOR GENERAL REPAIRS

1	G4300-06 3/8" Air Brake Hose Mender
6	G4330-06 3/8" Air Brake Sleeve
4	G4331-06 3/8" Plain Air Brake Nut
4	G4333-06-06 3/8" Male NPT Air Brake Insert
2	G4334-06 3/8" Air Brake Nut with Spring
1	G0808BBH-06-06 3/8" Brass Bulkhead Coupling
5	G7000-04 1/4" Air Brake Compression Sleeve
5	G7000-06 3/8" Air Brake Compression Sleeve
5	G7000-08 1/2" Air Brake Compression Sleeve
2	G7001-04 1/4" Air Brake Compression Nut
2	G7001-06 3/8" Air Brake Compression Nut
2	G7001-08 1/2" Air Brake Compression Nut
5	G7103-04 1/4" Air Brake Compression Insert
5	G7103-06 3/8" Air Brake Compression Insert
2	G7070-04-04 1/4" Air Brake Compression Union
2	G7070-06-06 3/8" Air Brake Compression Union
1	G7070-08-08 1/2" Air Brake Compression Union
2	G7016-02-04 1/8" Male NPT x 1/4" Air Brake Compression Connector
2	G7016-04-04 1/4" Male NPT x 1/4" Air Brake Compression Connector
2	G7016-04-06 1/4" Male NPT x 3/8" Air Brake Compression Connector
1	G7016-06-08 3/8" Male NPT x 1/2" Air Brake Compression Connector
2	G7096-04-04 1/4" Male NPT x 1/4" Air Brake Compression 90° Elbow
2	G7096-04-06 1/4" Male NPT x 3/8" Air Brake Compression 90° Elbow
1	G10P 1/2" Wide Teflon® Tape



### G7000P-KIT...

#### BRASS D.O.T. AIR BRAKE FITTINGS KIT FOR TUBE REPAIRS

3 x 8"	G1212-04 1/4" Nylon Air Brake Tubing
3 x 8"	G1212-06 3/8" Nylon Air Brake Tubing
3 x 8"	G1212-08 1/2" Nylon Air Brake Tubing
2	G7070P-04-04 1/4" Air Brake Push-to-Connect Union
2	G7070P-06-06 3/8" Air Brake Push-to-Connect Union
2	G7070P-08-08 1/2" Air Brake Push-to-Connect Union
2	G7016P-02-04 1/8" Male NPT x 1/4" Air Brake Push-to-Connect Connector
2	G7016P-04-06 1/4" Male NPT x 3/8" Air Brake Push-to-Connect Connector
2	G7016P-06-06 3/8" Male NPT x 3/8" Air Brake Push-to-Connect Connector
1	G7016P-06-08 3/8" Male NPT x 1/2" Air Brake Push-to-Connect Connector
2	G7096P-02-04 1/8" Male NPT x 1/4" Air Brake Push-to-Connect 90° Elbow
2	G7096P-04-06 1/4" Male NPT x 3/8" Air Brake Push-to-Connect 90° Elbow
1	G7096P-06-08 3/8" Male NPT x 1/2" Air Brake Push-to-Connect 90° Elbow
1	Thumb Knife



# JOHN GUEST SPEEDFIT® FITTINGS

## G6300 JOHN GUEST SPEEDFIT® FITTINGS

Grey acetyl copolymer construction with nitrile o-rings. FDA approved materials on all wetted surfaces. Meet NSF International Standards 51 and 61.

### Recommended for use with:

- polyethylene, nylon, polyurethane tubing and other plastic tubing\*.
  - soft metals such as brass and copper.
- \*Note: When using with soft durometer tubing such as PVC, we recommend using tube inserts.*

### Not recommended for:

- hard or chrome plated metal tubing
- explosive gases
- fuels
- central heating or in-floor radiant heating.

G6400 series white polypropylene with EPDM o-rings are also available

**Temperature range:** -20°C (-4°F) to 70°C (158°F).

### Pressure ratings\*:

Up to 5/16" tubing... 230 psi at 20°C (68°F)  
 150 psi at 70°C (158°F)  
 3/8" & 1/2" tubing... 150 psi at 20°C (68°F)  
 100 psi at 70°C (158°F)

\*Note: Pressure ratings of tubing may be less. The lower of the two will determine the rated pressure of the system.

### Maximum tightening torque:

1/8" - 1/4" 1.0 ft lbs (1.5Nm)  
 3/8" - 1/2" 2.2 ft lbs (3.0Nm)

### To attach fittings:

- cut the tubing square and remove burrs and sharp edges that may damage o-ring
- make sure end of tube is free of score marks that may cause leak paths
- for very soft tubing or hot water systems, use a tube insert
- push the tube into and up to the stop
- pull the fitting back to make sure it is secure
- test the system

### To release fittings:

- release system pressure
- push collet back squarely against the fitting body
- remove tubing

Part No.	Cross Reference	Pipe Size	Tube Size	Pkg Qty
----------	-----------------	-----------	-----------	---------

### G6316... MALE NPT CONNECTOR



G6316-02-04	PI01-0821S	1/8"	1/4"	10
G6316-04-04	PI01-0822S	1/4"	1/4"	10
G6316-04-05	PM01-0822S	1/4"	5/16"	10
G6316-04-06	PI01-1222S	1/4"	3/8"	10
G6316-06-04	PI01-0823S	3/8"	1/4"	10
G6316-06-06	PI01-1223S	3/8"	3/8"	10
G6316-06-08	PI01-1623S	3/8"	1/2"	10
G6316-08-06	PI01-1224S	1/2"	3/8"	10
G6316-08-08	PI01-1624S	1/2"	1/2"	10

### G6396... 90° SOLID MALE CONNECTOR



G6396-02-04	PI48-0821S	1/8"	1/4"	10
G6396-04-04	PI48-0822S	1/4"	1/4"	10
G6396-04-06	PI48-1222S	1/4"	3/8"	10
G6396-06-06	PI48-1223S	3/8"	3/8"	10

### G6616... MALE NPT STEM ADAPTER



G6616-02-04	PI05-0821S	1/8"	1/4"	10
G6616-04-04	PI05-0822S	1/4"	1/4"	10
G6616-04-05	PM05-0822S	1/4"	5/16"	10
G6616-04-06	PI05-1222S	1/4"	3/8"	10
G6616-06-06	PI05-1223S	3/8"	3/8"	10
G6616-06-08	PI05-1623S	3/8"	1/2"	10
G6616-08-08	PI05-1624S	1/2"	1/2"	10

### G6396X... 90° MALE SWIVEL CONNECTOR

A swivel elbow is created by inserting a G6616 male stem adapter into a G6393 union elbow.



### G63T16X... MALE SWIVEL BRANCH TEE

A swivel branch tee is created by inserting a G6616 male stem adapter into a G63T33 union tee.



### G63T63X... MALE SWIVEL RUN TEE

A swivel run tee is created by inserting a G6616 male stem adapter into a G63T33 union tee.





# JOHN GUEST SPEEDFIT® FITTINGS

**Part No.      Cross Reference      Pipe Size      Tube Size      Pkg Qty**

### G6363... UNION



		Tube Size	Tube Size	
G6363-04-04	PI-0408S	1/4"	1/4"	10
G6363-06-04	PI20-1208S	3/8"	1/4"	10
G6363-06-06	PI-0412S	3/8"	3/8"	10
G6363-08-08	PI-0416S	1/2"	1/2"	10

### G6393... 90° UNION



G6393-04-04	PI03-08S	1/4"	1/4"	10
G6393-05-05	PM03-08S	5/16"	5/16"	10
G6393-06-06	PI03-12S	3/8"	3/8"	10
G6393-08-08	PI03-16S	1/2"	1/2"	10

### G63T33... UNION TEE



G63T33-04-04	PI02-08S	1/4"	1/4"	10
G63T33-05-05	PM02-08S	5/16"	5/16"	10
G63T33-06-04	PI30-1208S	3/8"	1/4"	10
G63T33-06-06	PI02-12S	3/8"	3/8"	10
G63T33-08-06	PI30-1612S	1/2"	3/8"	10
G63T33-08-08	PI02-16S	1/2"	1/2"	10

### G6363BH... BULKHEAD UNION



		Tube Size	Mounting Hole	
G6363BH-04-04	PI12-08S	1/4"	0.67"	10
G6363BH-05-05	PM12-08S	5/16"	0.67"	10
G6363BH-06-06	PI12-12S	3/8"	0.83"	10
G6363BH-08-08	PI12-16S	1/2"	1.06"	10

### G6300... PLUG



G6300-04	PI08-08S	1/4"	10
G6300-05	PM08-08S	5/16"	10
G6300-06	PI08-12S	3/8"	10
G6300-08	PI08-16S	1/2"	10

### G6304... FEMALE SAE FLARE CONNECTOR



		SAE Size	Tube Size	
G6304-04-06	PI45-12F4S	1/4"	3/8"	10

**Part No.      Cross Reference      Pipe Size      Tube Size      Pkg Qty**

### G6308... FEMALE NPT CONNECTOR



G6308-04-06	PI45-12-22S	1/4"	3/8"	10
-------------	-------------	------	------	----

### G6361... FEMALE COMPRESSION CONNECTOR

Allows attachment to G6000 series compression fittings.



			Female Thread	Tube Size	
G6361-04-04	CI32-08U7S	-04	(7/16-24)	1/4"	10
G6361-04-06	CI32-12U7S	-04	(7/16-24)	3/8"	10

### G6621... HOSE BARB STEM ADAPTER



			Tube Size	Hose Size	
G6621-04-04	PI25-0808S	1/4"	1/4"	1/4"	10
G6621-06-04	PI25-1208S	3/8"	3/8"	1/4"	10
G6621-06-06	PI25-1212S	3/8"	3/8"	3/8"	10
G6621-08-08	PI25-1616S	1/2"	1/2"	1/2"	10

### G6603... SOFT TUBE INSERT



			Tube O.D.	Tube I.D.	
G6603-05-04	TSI-250S	5/16"	5/16"	1/4"	100
G6603-06-05	TSI-312S	3/8"	3/8"	5/16"	100
G6603-08-06	TSI-375S	1/2"	1/2"	3/8"	100

### G6363CV... CHECK VALVE



			Tube Size	Tube Size	
G6363CV-04-04	1/4SCV	1/4"	1/4"	1/4"	1
G6363CV-06-06	3/8SCV	3/8"	3/8"	3/8"	1

9

Push-To-Connect

# JOHN GUEST SPEEDFIT® FITTINGS

Part No.	Cross Reference	Tube Size	Tube Size	Pkg Qty
----------	-----------------	-----------	-----------	---------

## V63AW... VALVE FOR AIR OR WATER\*



V63AW-06-06	PISV04-12S	3/8"	3/8"	1
V63AW-08-08	PISV04-16S	1/2"	1/2"	1

## V64W... POLYPROPYLENE VALVE FOR WATER ONLY\*



V64W-04-04	PPSV04-0808W	1/4"	1/4"	1
V64W-06-06	PPSV04-1212W	3/8"	3/8"	1

\* Pressure ratings:  
150 psi at 20°C (68°F)  
100 psi at 60°C (140°F)

Part No.	Cross Reference	Riser Size	Tube Size	Pkg Qty
----------	-----------------	------------	-----------	---------

## V6406... POLYPROPYLENE ANGLE STOP ADAPTER TEE VALVE

For use on cold water lines between the angle stop valve and 3/8" riser to sink.



V6406-06-04	ASVPP1	3/8" (9/16"-24)	1/4"	1
V6406-06-06	ASVPP2	3/8" (9/16"-24)	3/8"	1

## G6300LC... LOCKING CLIP



G6300LC-04	PIC18-08R	1/4"	100
G6300LC-06	PIC18-12R	3/8"	100

## V6416W... POLYPROPYLENE MALE NPT VALVE FOR WATER ONLY\*



		Pipe Size	Pipe Size	
V6416W-04-04	PPSV01-0822W	1/4"	1/4"	1
V6416W-06-06	PPSV01-1223W	3/8"	3/8"	1

## G6300MC... VALVE MOUNTING CLIP



G6300MC-06	SVMC-10	3/8"	10
------------	---------	------	----

## V6498W... POLYPROPYLENE FEMALE NPT 90° VALVE FOR WATER ONLY\*



V6498W-04-04	PPSV50-0822W	1/4"	1/4"	1
V6498W-04-06	PPSV50-1222W	1/4"	3/8"	1

\* Pressure ratings:  
150 psi at 20°C (68°F)  
100 psi at 65°C (150°F)

9

Push-To-Connect

# PUSH-TO-CONNECT TUBE FITTINGS

**Pressure rating:** 265 psi at 20°C (68°F) except 1/8" and 3/16" body sizes which are rated to 145 psi. Pressure ratings of tubing may be less. The lower of the two will determine the pressure rating of the system.

**Temperature range:** -20°C (-4°F) to 70°C (158°F) with standard nitrile o-ring. Up to 110°C (230°F) with viton o-ring.

Nickel plated brass construction except 1/8" and 3/16" body sizes which are thermoplastic.

Teflon® thread sealant pre-applied for fast installation.

The fittings shown in this section are not approved for use with G1212 Air Brake tubing. For truck and trailer applications please see G7000P in the Truck section

**Recommended for use with:** polyethylene, nylon and polyurethane (Shore A 98) tubing.



**UNI thread allows connections to NPT, BSPP, or BSPT for greater operational flexibility and reduced inventory cost.**




## ASSEMBLY INSTRUCTIONS

**1** Cut the tube square and remove any burrs or sharp edges that may damage the internal O-ring on the fitting

**2** Insert the tube until it bottoms

**3** To release, press the release ring while pulling the tube out from the fitting



**Part Number      Pipe Size      Tube Size**

**G6016P... MALE CONNECTOR**

G6016P-01-02	1/16"	1/8"
G6016P-01-02.5	1/16"	5/32"
G6016P-02-02	1/8"	1/8"
G6016P-02-02.5	1/8"	5/32"
G6016P-02-03	1/8"	3/16"
G6016P-02-04	1/8"	1/4"
G6016P-02-05	1/8"	5/16"
G6016P-02-06	1/8"	3/8"
G6016P-04-02	1/4"	1/8"
G6016P-04-02.5	1/4"	5/32"
G6016P-04-03	1/4"	3/16"
G6016P-04-04	1/4"	1/4"
G6016P-04-05	1/4"	5/16"
G6016P-04-06	1/4"	3/8"
G6016P-04-08	1/4"	1/2"
G6016P-06-04	3/8"	1/4"
G6016P-06-05	3/8"	5/16"
G6016P-06-06	3/8"	3/8"
G6016P-06-08	3/8"	1/2"
G6016P-08-06	1/2"	3/8"
G6016P-08-08	1/2"	1/2"



**Part Number      Pipe Size      Tube Size**

**G6016P-UNF... UNF MALE CONNECTOR**

Part Number	Pipe Size	Tube Size	Thread
G6016P-UNF-02	10-32	1/8"	
G6016P-UNF-02.5	10-32	5/32"	
G6016P-UNF-04	10-32	1/4"	



**G6008P... FEMALE CONNECTOR**

G6008P-02-04	1/8"	1/4"
G6008P-04-04	1/4"	1/4"
G6008P-06-06	3/8"	3/8"



**G6060P... UNION**

Part Number	Tube Size	Tube Size
G6060P-02-02	1/8"	1/8"
G6060P-02.5-02.5	5/32"	5/32"
G6060P-03-03	3/16"	3/16"
G6060P-04-04	1/4"	1/4"
G6060P-05-05	5/16"	5/16"
G6060P-06-06	3/8"	3/8"
G6060P-08-08	1/2"	1/2"



# PUSH-TO-CONNECT TUBE FITTINGS

Part Number	Tube Size	Tube Size
-------------	-----------	-----------

## G6060PM... METRIC UNION

G6060PM-04M-04M	4 mm	4 mm
G6060PM-06M-06M	6 mm	6 mm
G6060PM-10M-10M	10 mm	10 mm
G6060PM-12M-12M	12 mm	12 mm



## G6090P... 90° UNION

G6090P-02-02	1/8"	1/8"
G6090P-02.5-02.5	5/32"	5/32"
G6090P-04-04	1/4"	1/4"
G6090P-05-05	5/16"	5/16"
G6090P-06-06	3/8"	3/8"
G6090P-08-08	1/2"	1/2"



## G6090PM... 90° METRIC UNION

G6090PM-04M-04M	4 mm	4 mm
G6090PM-06M-06M	6 mm	6 mm
G6090PM-10M-10M	10 mm	10 mm
G6090PM-12M-12M	12 mm	12 mm



## G6096P... 90° MALE CONNECTOR

	Pipe Size	Pipe Size
G6096P-01-02	1/16"	1/8"
G6096P-01-02.5	1/16"	5/32"
G6096P-02-02	1/8"	1/8"
G6096P-02-02.5	1/8"	5/32"
G6096P-02-03	1/8"	3/16"
G6096P-02-04	1/8"	1/4"
G6096P-02-05	1/8"	5/16"
G6096P-02-06	1/8"	3/8"
G6096P-04-02	1/4"	1/8"
G6096P-04-02.5	1/4"	5/32"
G6096P-04-04	1/4"	1/4"
G6096P-04-05	1/4"	5/16"
G6096P-04-06	1/4"	3/8"
G6096P-04-08	1/4"	1/2"
G6096P-06-04	3/8"	1/4"
G6096P-06-05	3/8"	5/16"
G6096P-06-06	3/8"	3/8"
G6096P-06-08	3/8"	1/2"
G6096P-08-06	1/2"	3/8"
G6096P-08-08	1/2"	1/2"



## G6096P-UNF... 90° UNF MALE CONNECTOR

	Thread Size	Thread Size
G6096P-UNF-02	10-32	1/8"
G6096P-UNF-02.5	10-32	5/32"
G6096P-UNF-04	10-32	1/4"



Part Number	Pipe Size	Tube Size
-------------	-----------	-----------

## G60T00P... UNION TEE

G60T00P-02-02	1/8"	1/8"
G60T00P-02.5-02.5	5/32"	5/32"
G60T00P-03-03	3/16"	3/16"
G60T00P-04-04	1/4"	1/4"
G60T00P-05-05	5/16"	5/16"
G60T00P-06-06	3/8"	3/8"
G60T00P-08-08	1/2"	1/2"



## G60T00PM... METRIC UNION TEE

G60T00PM-04M-04M	4 mm	4 mm
G60T00PM-06M-06M	6 mm	6 mm
G60T00PM-10M-10M	10 mm	10 mm
G60T00PM-12M-12M	12 mm	12 mm



## G60T06P... MALE BRANCH TEE

G60T06P-02-04	1/8"	1/4"
G60T06P-04-04	1/4"	1/4"
G60T06P-04-06	1/4"	3/8"
G60T06P-06-06	3/8"	3/8"
G60T06P-06-08	3/8"	1/2"
G60T06P-08-08	1/2"	1/2"



## G60T60P... MALE RUN TEE

G60T60P-02-04	1/8"	1/4"
G60T60P-02-06	1/8"	3/8"
G60T60P-04-04	1/4"	1/4"
G60T60P-04-06	1/4"	3/8"
G60T60P-06-06	3/8"	3/8"
G60T60P-08-08	1/2"	1/2"



## G6100P... PLUG

G6100P-02	1/8"
G6100P-02.5	5/32"
G6100P-04	1/4"
G6100P-05	5/16"
G6100P-06	3/8"



## G60018P... UNI MALE CONNECTOR

G60018P-02-04	1/8"	1/4"
G60018P-04-04	1/4"	1/4"
G60018P-04-05	1/4"	5/16"
G60018P-04-06	1/4"	3/8"
G60018P-06-06	3/8"	3/8"
G60018P-06-08	3/8"	1/2"
G60018P-08-08	1/2"	1/2"



## G60018PM... UNI MALE METRIC CONNECTOR

G60018PM-02-06M	1/8"	6 mm
G60018PM-04-06M	1/4"	6 mm
G60018PM-04-10M	1/4"	10 mm
G60018PM-06-10M	3/8"	10 mm
G60018PM-06-12M	3/8"	12 mm
G60018PM-08-12M	1/2"	12 mm



Note: Male pipe ends on tees and elbows are swivel style to allow easy orientation during installation

## PUSH-TO-CONNECT TUBE FITTINGS

Part Number	Pipe Size	Tube Size
-------------	-----------	-----------

### G60918P... 90° UNI MALE CONNECTOR

G60918P-02-04	1/8"	1/4"
G60918P-04-04	1/4"	1/4"
G60918P-04-05	1/4"	5/16"
G60918P-04-06	1/4"	3/8"
G60918P-06-06	3/8"	3/8"
G60918P-06-08	3/8"	1/2"
G60918P-08-08	1/2"	1/2"



### G60918PM... 90° UNI MALE METRIC CONNECTOR

G60918PM-02-06M	1/8"	6 mm
G60918PM-04-06M	1/4"	6 mm
G60918PM-04-10M	1/4"	10 mm
G60918PM-06-10M	3/8"	10 mm
G60918PM-06-12M	3/8"	12 mm
G60918PM-08-12M	1/2"	12 mm



### G60T6018P... UNI MALE BRANCH TEE

G60T6018P-04-04	1/4"	1/4"
G60T6018P-06-06	3/8"	3/8"
G60T6018P-08-08	1/2"	1/2"




### G60T6018PM... UNI MALE METRIC BRANCH TEE

G60T6018PM-02-06M	1/8"	6 mm
G60T6018PM-04-06M	1/4"	6 mm
G60T6018PM-04-10M	1/4"	10 mm
G60T6018PM-06-10M	3/8"	10 mm
G60T6018PM-06-12M	3/8"	12 mm
G60T6018PM-08-12M	1/2"	12 mm




### G60T1860P... UNI MALE RUN TEE

G60T1860P-02-04	1/8"	1/4"
G60T1860P-04-04	1/4"	1/4"



### G60T1860PM... UNI MALE METRIC RUN TEE

G60T1860PM-02-06M	1/8"	6 mm
G60T1860PM-04-06M	1/4"	6 mm
G60T1860PM-04-10M	1/4"	10 mm
G60T1860PM-06-10M	3/8"	10 mm
G60T1860PM-06-12M	3/8"	12 mm
G60T1860PM-08-12M	1/2"	12 mm



# NYLON HOSE BARBS

Our nylon fittings are made with FDA approved high-quality first-generation resin and are NSF 61 certified. They are generally acceptable for use at working pressures up to 150 psi and will withstand temperatures as high as 75°C (167°F) and as low as -40°C (-40°F) although they should not be used below 0°C (32°F) where fluid expansion from freezing can occur. Nylon is a strong, abrasion-resistant material with excellent impact resistance. Nylon has good chemical resistance to organic solvents, oils, and fuels but is not recommended for use with strong acids and bases such as ammonium, boric acid, calcium, or sulfuric acid.

Part No.	Hose Size	Hose Size	Pkg Qty
----------	-----------	-----------	---------

## G20N... NYLON HOSE MENDER

G20N-013	1/8"		10
G20N-019	3/16"		10
G20N-025	1/4"		10
G20N-031	5/16"		10
G20N-038	3/8"		10
G20N-038-025	3/8"	1/4"	10
G20N-050	1/2"		10
G20N-050-025	1/2"	1/4"	10
G20N-050-038	1/2"	3/8"	10
G20N-063	5/8"		10
G20N-063-038	5/8"	3/8"	10
G20N-063-050	5/8"	1/2"	10
G20N-075	3/4"		10
G20N-100	1"		10
G20N-125	1 1/4"		10
G20N-150	1 1/2"		10
G20N-200	2"		10



## G20N90... NYLON 90° HOSE MENDER

G20N90-025	1/4"		10
G20N90-038	3/8"		10
G20N90-050	1/2"		10
G20N90-050-025	1/2"	1/4"	10
G20N90-050-038	1/2"	3/8"	10
G20N90-063	5/8"		10
G20N90-075	3/4"		10
G20N90-100	1"		10
G20N90-125	1 1/4"		10
G20N90-150	1 1/2"		10
G20N90-200	2"		10



Part No.	Hose Size	Hose Size	Pkg Qty
----------	-----------	-----------	---------

## G21N... NYLON MALE NPT HOSE BARB

	Pipe Size	Hose Size	
G21N-013-019	1/8"	3/16"	10
G21N-013-025	1/8"	1/4"	10
G21N-013-031	1/8"	5/16"	10
G21N-013-038	1/8"	3/8"	10
G21N-025-025	1/4"	1/4"	10
G21N-025-031	1/4"	5/16"	10
G21N-025-038	1/4"	3/8"	10
G21N-025-050	1/4"	1/2"	10
G21N-038-025	3/8"	1/4"	10
G21N-038-031	3/8"	5/16"	10
G21N-038-038	3/8"	3/8"	10
G21N-038-050	3/8"	1/2"	10
G21N-038-063	3/8"	5/8"	10
G21N-050-025	1/2"	1/4"	10
G21N-050-038	1/2"	3/8"	10
G21N-050-050	1/2"	1/2"	10
G21N-050-063	1/2"	5/8"	10
G21N-050-075	1/2"	3/4"	10
G21N-075-038	3/4"	3/8"	10
G21N-075-050	3/4"	1/2"	10
G21N-075-063	3/4"	5/8"	10
G21N-075-075	3/4"	3/4"	10
G21N-075-100	3/4"	1"	10
G21N-100-050	1"	1/2"	10
G21N-100-075	1"	3/4"	10
G21N-100-100	1"	1"	10
G21N-100-125	1"	1 1/4"	10
G21N-125-100	1 1/4"	1"	10
G21N-125-125	1 1/4"	1 1/4"	10
G21N-125-150	1 1/4"	1 1/2"	10
G21N-150-125	1 1/2"	1 1/4"	10
G21N-150-150	1 1/2"	1 1/2"	10
G21N-200-150	2"	1 1/2"	10
G21N-200-200	2"	2"	10



## G22N... NYLON FEMALE NPT HOSE BARB

G22N-050-050	1/2"	1/2"	10
--------------	------	------	----



# NYLON HOSE BARBS

**Part No.**      **Pipe Size**   **Hose Size**   **Pkg Qty**

**G21N90... NYLON 90° MALE NPT HOSE BARB**

G21N90-013-025	1/8"	1/4"	10
G21N90-013-038	1/8"	3/8"	10
G21N90-025-025	1/4"	1/4"	10
G21N90-025-038	1/4"	3/8"	10
G21N90-025-050	1/4"	1/2"	10
G21N90-038-025	3/8"	1/4"	10
G21N90-038-038	3/8"	3/8"	10
G21N90-038-050	3/8"	1/2"	10
G21N90-038-063	3/8"	5/8"	10
G21N90-050-025	1/2"	1/4"	10
G21N90-050-038	1/2"	3/8"	10
G21N90-050-050	1/2"	1/2"	10
G21N90-050-063	1/2"	5/8"	10
G21N90-050-075	1/2"	3/4"	10
G21N90-075-038	3/4"	3/8"	10
G21N90-075-050	3/4"	1/2"	10
G21N90-075-063	3/4"	5/8"	10
G21N90-075-075	3/4"	3/4"	10
G21N90-075-100	3/4"	1"	10
G21N90-100-075	1"	3/4"	10
G21N90-100-100	1"	1"	10
G21N90-125-125	1 1/4"	1 1/4"	10
G21N90-150-150	1 1/2"	1 1/2"	10
G21N90-200-200	2"	2"	10



**G20NT... NYLON HOSE TEE**

	<b>Run Size</b>	<b>Branch Size</b>	
G20NT-013	1/8"		10
G20NT-019	3/16"		10
G20NT-025	1/4"		10
G20NT-031	5/16"		10
G20NT-038	3/8"		10
G20NT-038-025	3/8"	1/4"	10
G20NT-038-050	3/8"	1/2"	10
G20NT-050	1/2"		10
G20NT-050-038	1/2"	3/8"	10
G20NT-063	5/8"		10
G20NT-075	3/4"		10
G20NT-100	1"		10
G20NT-125	1 1/4"		10
G20NT-150	1 1/2"		10
G20NT-200	2"		10



**Part No.**      **Pipe Size**   **Hose Size**   **Pkg Qty**

**G20NTM... NYLON MALE BRANCH TEE**

	<b>Pipe Size</b>	<b>Hose Size</b>	
G20NTM-013-025	1/8"	1/4"	10
G20NTM-025	1/4"	1/4"	10
G20NTM-025-038	1/4"	3/8"	10
G20NTM-038	3/8"	3/8"	10
G20NTM-050	1/2"	1/2"	10
G20NTM-075	3/4"	3/4"	10



**G36NF... NYLON FEMALE GARDEN HOSE COUPLING**

G36NF-038	3/8"	10
G36NF-050	1/2"	10
G36NF-063	5/8"	10
G36NF-075	3/4"	10



**G36NM... NYLON MALE GARDEN HOSE COUPLING**

G36NM-038	3/8"	10
G36NM-050	1/2"	10
G36NM-063	5/8"	10
G36NM-075	3/4"	10



**G33N... NYLON COMBINATION NIPPLE**

G33N-075	3/4"	3/4"	5
G33N-100	1"	1"	5
G33N-125	1 1/4"	1 1/4"	5
G33N-150	1 1/2"	1 1/2"	5
G33N-200	2"	2"	5
G33N-300	3"	3"	1
G33N-400	4"	4"	1



10

Nylon & Polypropylene

# NYLON & POLYPROPYLENE FITTINGS

Part Number Pkg Qty

## G0816N... NYLON BUSHING

	Male Pipe	Female Pipe	Pkg Qty
G0816N-050-025	1/2"	1/4"	10
G0816N-050-038	1/2"	3/8"	10
G0816N-075-025	3/4"	1/4"	10
G0816N-075-038	3/4"	3/8"	10
G0816N-075-050	3/4"	1/2"	10
G0816N-100-050	1"	1/2"	10
G0816N-100-075	1"	3/4"	10
G0816N-125-100	1 1/4"	1"	10
G0816N-150-100	1 1/2"	1"	10
G0816N-150-125	1 1/2"	1 1/4"	10
G0816N-200-100	2"	1"	10
G0816N-200-150	2"	1 1/2"	10



## G1600N... NYLON HEX HEAD PLUG

	Pipe Size	Pkg Qty
G1600N-013	1/8"	10
G1600N-025	1/4"	10
G1600N-038	3/8"	10
G1600N-050	1/2"	10
G1600N-075	3/4"	10
G1600N-100	1"	10



Our nylon compression fittings are made with FDA approved type 6/6 nylon. They are rated to a maximum working pressure of 50 psi and will withstand temperatures as low as -40°C (-40°F) and as high as 120°C (248°F).

## G6016N... NYLON COMPRESSION FITTING

	Pipe Size	Tube O.D.	Pkg Qty
G6016N-04-04	1/4"	1/4"	10
G6016N-04-06	1/4"	3/8"	10
G6016N-06-06	3/8"	3/8"	10
G6016N-08-08	1/2"	1/2"	10



## G6096N... NYLON 90° COMPRESSION MALE NPT FITTING

G6096N-04-04	1/4"	1/4"	10
G6096N-04-06	1/4"	3/8"	10
G6096N-06-06	3/8"	3/8"	10



Part Number Pipe Size Pkg Qty

## G0808PBH... POLYPROPYLENE BULKHEAD COUPLING

G0808PBH-050-050	1/2"	10
G0808PBH-075-075	3/4"	10
G0808PBH-100-100	1"	10
G0808PBH-125-125	1 1/4"	10
G0808PBH-150-150	1 1/2"	10
G0808PBH-200-200	2"	10
G0808PBH-300-300	3"	10



The fittings listed below offer a solution for adapting to buttress threads commonly found on water totes, intermediate bulk containers, and pallet tanks.

## G16008PB...

### POLYPROPYLENE MALE NPT 60 MM DIN BUTTRESS ADAPTER

G16008PB-200	2"	1
--------------	----	---



## G65PAB...

### POLYPROPYLENE MALE CAM-LOCK 60 MM DIN BUTTRESS ADAPTER

G65PAB-200	2"	1
------------	----	---



10

Nylon & Polypropylene




## DOUBLE-BOLT CLAMPS

These double-bolt clamps are made from plated ductile iron. In the smaller sizes (3/4" to 2") they are popular for hydraulic suction lines, while larger clamps are often used for irrigation and general suction and discharge service.

Spiral double-bolt clamps are designed to provide superior sealing on corrugated PVC suction hoses such as G941W, G941WT, and G1741. Note: different manufacturers may use either a clockwise or counter-clockwise spiral in their hose. Our standard corrugated hoses spiral in the counter-clockwise direction (similar to a left hand thread), and these clamps are designed for that spiral only. For clockwise spiral clamps, specify G38WR.

Part No.	Minimum Size	Maximum Size
----------	--------------	--------------

### G38... DOUBLE-BOLT CLAMPS (3/4" - 2")



G38-075	1.13"	1.19"
G38-100	1.30"	1.50"
G38-125	1.75"	2.05"
G38-150	2.11"	2.30"
G38-200	2.31"	2.63"

### G38... DOUBLE-BOLT CLAMPS (2 1/2" - 17")



G38-250	2.38"	3.06"
G38-300	3.03"	3.69"
G38-400	3.50"	4.00"
G38-463	4.06"	4.56"
G38-525	4.19"	5.00"
G38-550	5.00"	5.50"
G38-600	5.50"	6.06"
G38-639	5.69"	5.94"
G38-675	6.13"	6.88"
G38-769	6.94"	7.63"
G38-818	7.69"	8.19"
G38-875	8.25"	8.88"
G38-988	8.94"	9.88"
G38-1125	9.94"	11.38"
G38-1275	11.19"	13.00"
G38-1360	12.19"	14.00"
G38-1450	13.19"	15.00"
G38-1700	15.06"	17.50"

Part No.	Minimum Size
----------	--------------

### G38W... SPIRAL DOUBLE-BOLT CLAMP



G38W-200	2"
G38W-250	2 1/2"
G38W-300	3"
G38W-400	4"
G38W-500	5"
G38W-600	6"
G38W-800	8"
G38W-1000	10"
G38W-1200	12"

## G29C CLAMPS

G29C clamps are designed to lock into the collars provided on G23S and G29S hose stems. This feature prevents fitting pull-out. G29C clamps are plated ductile iron. Clamps have two, four, or even six bolts depending on size.

### G29C... BOLT CLAMPS

Part No.	Nominal Size	Hose Minimum	O.D. Max	Cross Reference	Tightening Torque*	Pkg Qty
G29C-038	3/8"	0.69"	0.88"	CD	6 ft lb	5
G29C-050AA	1/2"	0.81"	0.94"	DD	6	5
G29C-050A	1/2"	0.94"	1.06"	B4	12	5
G29C-050B	1/2"	1.06"	1.19"	B5	12	5
G29C-075AA	3/4"	1.16"	1.28"	BU9S	21	5
G29C-075A	3/4"	1.19"	1.31"	BU9	21	5
G29C-075B	3/4"	1.31"	1.50"	B9	21	5
G29C-075C	3/4"	1.50"	1.69"	B10	21	5
G29C-100AA	1"	1.41"	1.56"	156	21	5
G29C-100A	1"	1.53"	1.72"	BU14	21	5
G29C-100B	1"	1.63"	1.84"	B14	21	5
G29C-100C	1"	1.88"	2.06"	B15	21	5
G29C-125	1 1/4"	2.06"	2.25"	B19	40	5
G29C-150AAA	1 1/2"	1.81"	2.00"	BU22	40	5
G29C-150AA	1 1/2"	2.00"	2.22"	B22	40	5
G29C-150A	1 1/2"	2.09"	2.28"	BU24	40	5
G29C-150B	1 1/2"	2.25"	2.44"	B24	40	5
G29C-150C	1 1/2"	2.47"	2.72"	B25	40	5
G29C-200AA	2"	2.34"	2.53"	BU28	60	5
G29C-200A	2"	2.50"	2.78"	BU29	60	5
G29C-200B	2"	2.75"	3.06"	B29	60	5
G29C-200C	2"	3.09"	3.44"	B30	60	5
G29C-250	2 1/2"	3.50"	3.94"	B34	150	1
G29C-300AA	3"	3.50"	3.94"	BU35	150	1
G29C-300A	3"	3.81"	4.19"	B35	150	1
G29C-400AA	4"	4.25"	4.81"	BS39	200	1


\* Recommended tightening torque for dry (un-lubricated) bolts.



G29C

G29CR crimp ferrules are designed to interlock with our G29SC ground joint hose stems to allow for a crimpable ground joint hose option. G29CR crimp ferrules are all plated steel.

### G29CR... GROUND JOINT CRIMP FERRULES



Part No.	Nom. Size	Ferrule I.D.	Ferrule Length	Pkg Qty
G29CR-075	3/4"	1.252"	2.465"	1
G29CR-100	1"	1.562"	2.618"	1
G29CR-200	2"	2.689"	4.000"	1

**Safety Note:** G29CR Crimp Ferrules are to be used with G29SC Crimpable Ground Joint Stems only. For pipe thread, please use Pulsar 4400 Series Crimp Fittings



# STANDARD GEAR CLAMPS

## G7/G7M... CARBON STEEL GEAR CLAMP

Our Green Line G7 series clamps are popular in the automotive industry, and feature a stainless band and screw housing with a plated carbon steel screw. G7M bands are 5/16" wide, and G7 bands are 1/2" wide. G7 clamps are not recommended for underground applications or corrosive environments.

Part No.	Nom. Size	Min. Size	Max. Size	Pkg Qty
----------	-----------	-----------	-----------	---------

### G7M... MICRO CARBON STEEL GEAR CLAMP

G7M-04	1/4"	0.22"	0.63"	10
G7M-06	3/8"	0.31"	0.88"	10
G7M-08	1/2"	0.44"	1.00"	10
G7M-12	3/4"	0.56"	1.25"	10



### G7... CARBON STEEL GEAR CLAMPS

G7-06	3/8"	0.38"	0.88"	10
G7-08	1/2"	0.44"	1.00"	10
G7-10	5/8"	0.56"	1.06"	10
G7-12	3/4"	0.56"	1.25"	10
G7-16	1"	0.69"	1.50"	10
G7-20	1 1/4"	0.75"	1.75"	10
G7-24	1 1/2"	1.06"	2.00"	10
G7-28	1 3/4"	1.31"	2.25"	10
G7-32	2"	1.56"	2.50"	10
G7-36	2 1/4"	1.81"	2.75"	10
G7-40	2 1/2"	2.06"	3.00"	10
G7-44	2 3/4"	2.31"	3.25"	10
G7-48	3"	2.56"	3.50"	10
G7-52	3 1/4"	2.81"	3.75"	10
G7-56	3 1/2"	3.06"	4.00"	10
G7-60	3 3/4"	3.31"	4.25"	10
G7-64	4"	2.50"	4.50"	10
G7-72	4 1/2"	3.00"	5.00"	10
G7-80	5"	3.50"	5.50"	10
G7-84	5 1/4"	3.75"	5.75"	10
G7-88	5 1/2"	4.00"	6.00"	10
G7-96	6"	4.50"	6.50"	10
G7-104	6 1/2"	5.00"	7.00"	10
G7-116	7"	5.75"	7.75"	10
G7-128	8"	6.50"	8.50"	10
G7-152	9 1/2"	2.00"	10.00"	10
G7-188	11 3/4"	10.25"	12.25"	10
G7-200	12 1/2"	11.00"	13.00"	10
G7-212	13 1/4"	11.75"	13.75"	10
G7-224	14"	12.50"	14.50"	10
G7-390	24 3/8"	22.88"	24.88"	10



Conveniently Boxed...

## G8/G8M... ALL STAINLESS STEEL GEAR CLAMP

Our Green Line G8 series clamps are completely stainless steel. The G8M clamps have a 5/16" wide type 301 stainless band with a type 410 stainless screw. G8 clamps have a 1/2" wide, 300 series stainless band and screw.

Part No.	Nom. Size	Min. Size	Max. Size	Pkg Qty
----------	-----------	-----------	-----------	---------

### G8M... ALL STAINLESS MICRO GEAR CLAMP

G8M-04	1/4"	0.22"	0.63"	10
G8M-05	5/16"	0.43"	0.71"	10
G8M-06	3/8"	0.31"	0.88"	10
G8M-08	1/2"	0.44"	1.00"	10
G8M-10	5/8"	0.50"	1.06"	10
G8M-12	3/4"	0.56"	1.25"	10
G8M-16	1"	0.69"	1.50"	10
G8M-24	1 1/2"	1.31"	2.00"	10
G8M-32	2 1/8"	1.81"	2.50"	10
G8M-36	2 1/4"	2.06"	2.75"	10



### G8... ALL STAINLESS STEEL GEAR CLAMP

G8-06	3/8"	0.44"	0.88"	10
G8-08	1/2"	0.44"	1.00"	10
G8-10	5/8"	0.56"	1.06"	10
G8-12	3/4"	0.56"	1.25"	10
G8-16	1"	0.69"	1.50"	10
G8-20	1 1/4"	0.75"	1.75"	10
G8-24	1 1/2"	1.06"	2.00"	10
G8-28	1 3/4"	1.31"	2.25"	10
G8-32	2"	1.56"	2.50"	10
G8-36	2 1/4"	1.81"	2.75"	10
G8-40	2 1/2"	2.06"	3.00"	10
G8-44	2 3/4"	2.31"	3.25"	10
G8-48	3"	2.56"	3.50"	10
G8-52	3 1/4"	2.81"	3.75"	10
G8-56	3 1/2"	3.06"	4.00"	10
G8-60	3 3/4"	3.31"	4.25"	10
G8-64	4"	2.50"	4.50"	10
G8-72	4 1/2"	3.00"	5.00"	10
G8-80	5"	3.50"	5.50"	10
G8-84	5 1/4"	3.75"	5.75"	10
G8-88	5 1/2"	4.00"	6.00"	10
G8-96	6"	4.50"	6.50"	10
G8-104	6 1/2"	5.00"	7.00"	10
G8-116	7"	5.75"	7.75"	10
G8-128	8"	6.50"	8.50"	10
G8-152	9 1/2"	2.00"	10.00"	10
G8-164	10 1/4"	1.75"	10.75"	10
G8-188	11 3/4"	2.25"	12.25"	10
G8-200	12 1/2"	11.00"	13.00"	10
G8-212	13 1/4"	11.75"	13.75"	10
G8-248	15 1/2"	14.06"	16.00"	10
G8-270	16 7/8"	15.38"	17.38"	10
G8-312	19 1/2"	18.00"	20.00"	10
G8-390	24 3/8"	22.88"	24.88"	10



## GEAR CLAMP RACKS



G7RACK-130



G7RACK-250

Display your stainless gear clamps on this attractive point of sale rack. It holds ten of the most popular sizes of gear clamps from -03 to -28 in the back row, and ten mini bolt clamp sizes -08 to -17 in the front.



Part No.	Description
G5A-RACK	Wire rack (clamps not included) 24 $\frac{1}{4}$ "w x 15 $\frac{1}{2}$ "h x 5 $\frac{5}{8}$ "d

Part No.	Description
G7RACK-130	Holds 130 clamps 16"W x 17 $\frac{3}{8}$ "H x 6 $\frac{7}{8}$ "D
G7RACK-250	Holds 250 clamps 21 $\frac{1}{8}$ "W x 24 $\frac{1}{8}$ "H x 6 $\frac{7}{8}$ "D

11

Clamps & Ferrules

**FREE**  
WITH ORDER OF 100+  
G92 OR G94 CLAMPS



Our G92 clamp rack has been modified to hold more clamps. The 26 pegs have been lengthened to hold 10 smaller sized clamps, 9 of intermediate sizes, and 7 of the larger sizes.

Part No.	Description
G92-RACK	19 $\frac{1}{2}$ "W x 32"H x 10 $\frac{1}{2}$ "D

## SPECIALTY GEAR CLAMPS

G5 series gear clamps are manufactured entirely with grade 316 stainless steel for extra corrosion resistance. They were designed for use in marine applications where 201 and 301 stainless materials show signs of corrosion. G5 all 316 stainless clamps are ideal for use in shipbuilding, marine engine repair, water treatment plants, pulp and paper manufacturing, and chemical plants. They provide extra reliability in underground installations such as sprinkler and swimming pool piping. G5M micro series have a 1/4" wide band, and G5 are made from 1/2" wide band.

G7ET/G7ETM... EXTENDED TANG GEAR CLAMP  
A continuous smooth shield underneath the serrated portion of the gear clamp prevents soft silicone hose from extruding out at high temperatures. The use of regular gear clamps on silicone hose may result in leaks and possible hose blow-off.

Part No.	Nom. Size	Min. Size	Max. Size	Pkg Qty
----------	-----------	-----------	-----------	---------

### G5M... TYPE 316 STAINLESS MICRO GEAR CLAMP



G5M-04	1/4"	0.31"	0.63"	10
G5M-06	3/8"	0.44"	0.88"	10

### G5... TYPE 316 STAINLESS GEAR CLAMPS



G5-10	5/8"	0.56"	1.06"	10
G5-12	3/4"	0.56"	1.25"	10
G5-16	1"	0.69"	1.50"	10
G5-20	1 1/4"	0.75"	1.75"	10
G5-24	1 1/2"	1.06"	2.00"	10
G5-28	1 3/4"	1.31"	2.25"	10
G5-32	2"	1.56"	2.50"	10
G5-36	2 1/4"	1.81"	2.75"	10
G5-44	2 3/4"	2.31"	3.25"	10
G5-52	3 1/4"	2.81"	3.75"	10
G5-60	3 3/4"	3.31"	4.25"	10
G5-72	4 1/2"	3.00"	5.00"	10

### G8L... QUICK RELEASE GEAR CLAMP



G8L-72	4 1/2"	2.00"	5.00"	10
G8L-88	5 1/2"	2.16"	6.00"	10
G8L-128	8"	1.75"	8.56"	10
G8L-152	9 1/2"	2.00"	10.00"	10
G8L-188	11 3/4"	2.06"	12.31"	10
G8L-248	15 1/2"	1.75"	16.00"	10

Quick release clamps employ a hinged housing on the clamp screw to allow instant release and fast installation. They are useful in applications where the clamp is often disconnected, such as in filter bag systems. G8L clamps are all stainless and have a very wide range of adjustment.

Part No.	Nom. Size	Min. Size	Max. Size	Pkg Qty
----------	-----------	-----------	-----------	---------

### G7ETM... MICRO EXTENDED TANG (SILICONE HOSE) GEAR CLAMP



G7ETM-04	1/4"	0.31"	0.56"	10
G7ETM-06	3/8"	0.56"	0.88"	10

### G7ET... EXTENDED TANG (SILICONE HOSE) GEAR CLAMP



G7ET-08	1/2"	0.63"	0.81"	10
G7ET-10	5/8"	0.75"	0.94"	10
G7ET-12	3/4"	0.75"	1.13"	10
G7ET-16	1"	0.81"	1.38"	10
G7ET-20	1 1/4"	1.13"	1.63"	10
G7ET-24	1 1/2"	1.19"	1.94"	10
G7ET-28	1 3/4"	1.31"	2.25"	10
G7ET-32	2"	1.56"	2.50"	10
G7ET-36	2 1/4"	1.81"	2.75"	10
G7ET-40	2 1/2"	2.06"	3.00"	10
G7ET-44	2 3/4"	2.31"	3.25"	10
G7ET-48	3"	2.56"	3.50"	10
G7ET-56	3 1/2"	3.06"	4.00"	10
G7ET-60	3 3/4"	3.31"	4.25"	10
G7ET-64	4"	2.50"	4.50"	10

Featuring a stainless steel band and housing with a zinc-plated, steel screw, our G7A Gear Clamps combine a stamped band thread, beveled band edge, and a smooth underside to protect any hose from damage. G7A clamps have a 9mm wide band and are ideal for general industrial applications.

### G7A... ZINC-PLATED STEEL GEAR CLAMP



Part No.	Cross Reference	RANGE	
		mm	inches
G7A-0816	03016516	8 - 16	0.31 - 0.62
G7A-1222	03016524	12 - 22	0.46 - 0.87
G7A-1627	03016532	16 - 27	0.62 - 1.06
G7A-2032	03016540	20 - 32	0.78 - 1.25
G7A-2540	03016559	25 - 40	1.00 - 1.56
G7A-3045	03016567	30 - 45	1.18 - 1.75
G7A-3250	03016575	32 - 50	1.25 - 1.96
G7A-4060	03016583	40 - 60	1.56 - 2.37
G7A-5070	03016591	50 - 70	1.96 - 2.75

## SPECIALTY GEAR CLAMPS

These European style clamps (originally manufactured in Sweden and sold in the marine market under the brand names ABA and AWAB) are now manufactured in America. They feature a non-perforated band with rolled edges that provides superior sealing and prevents hose damage. In addition, the fine pitch threads and riveted housing create a clamp with a very high sealing force. In marine and corrosive applications where safety and reliability are top considerations, these premium stainless clamps are an excellent choice.

Mini bolt clamps provide a sure seal on small diameter tubing and thin walled hoses. The clamp edges are rolled to prevent hose damage. These tiny clamps are made entirely with type 304 stainless material.

Part No.	Cross Reference	Range mm	inches
----------	-----------------	----------	--------

### G5A/G5AM... TYPE 316 STAINLESS GEAR CLAMP

#### 3/8" Band Width



G5AM-03	319014	8 - 14	0.31 - 0.55
G5AM-04	319017	11 - 17	0.43 - 0.67
G5AM-06	319020	13 - 20	0.51 - 0.79

#### 1/2" Band Width



G5A-08	316024	15 - 24	0.59 - 0.94
G5A-10	316028	19 - 28	0.75 - 1.10
G5A-12	316032	22 - 32	0.87 - 1.26
G5A-16	316038	26 - 38	1.02 - 1.50
G5A-20	316044	32 - 44	1.26 - 1.73
G5A-24	316050	38 - 50	1.50 - 1.97
G5A-28	316057	32 - 57	1.26 - 2.24
G5A-32	316064	38 - 64	1.50 - 2.52
G5A-36	316070	44 - 70	1.73 - 2.75

Part No.	Cross Reference	Range mm	inches
----------	-----------------	----------	--------

### G5AB... TYPE 304 STAINLESS MINI BOLT CLAMP



G5AB-08	306008	7.5 - 8.5	0.30 - 0.33
G5AB-09	306009	8.5 - 9.5	0.33 - 0.37
G5AB-10	306010	9.5 - 11	0.37 - 0.43
G5AB-11	306011	10.5 - 12	0.41 - 0.47
G5AB-12	306012	11.5 - 13	0.45 - 0.51
G5AB-13	306013	12.5 - 14	0.49 - 0.55
G5AB-14	306014	13.5 - 15	0.53 - 0.59
G5AB-15	306015	14.5 - 16	0.57 - 0.63
G5AB-16	306016	15 - 17	0.59 - 0.67
G5AB-17	306017	16 - 18	0.63 - 0.71

## HEAVY DUTY BOLT CLAMPS

Where most T-Bolt clamps feature a plated steel fastener, ours is all stainless. This makes the KODIAK® ideal for many marine clamping applications, especially where gear clamps do not provide adequate holding or tightening strength. In addition, KODIAK® clamps fulfill a wide range of industrial applications such as engine coolant, water suction & discharge, and hydraulic suction. G89 clamps feature a 3/4" wide by 0.025" thick type 301 stainless band. The type 302 stainless bolt is fastened by a type 304 nylon inserted locknut. The locknut is rated to 120° C (248° F) and may be tightened to 50 inch lbs.

G39 T-bolt clamps are designed specifically for use with silicone coolant and turbo-charger hoses. Silicone is excellent for very high temperature service, however, it tends to soften and extrude easily when hot. Conventional clamps will seal adequately when cold, but may allow leakage or hose blow-off when hot. G39 clamps feature a spring that maintains a constant tension regardless of temperature. These clamps feature a stainless band and plated steel fastener and spring.

Part No.	Minimum Size	Maximum Size
----------	--------------	--------------

### G89... KODIAK® ALL STAINLESS T-BOLT CLAMP



G89-022	1.38"	1.52"
G89-024	1.50"	1.64"
G89-026	1.63"	1.88"
G89-028	1.75"	2.00"
G89-030	1.88"	2.13"
G89-032	2.00"	2.25"
G89-034	2.13"	2.38"
G89-036	2.25"	2.56"
G89-038	2.38"	2.69"
G89-040	2.50"	2.81"
G89-042	2.63"	2.94"
G89-044	2.75"	3.06"
G89-046	2.88"	3.19"
G89-049	3.06"	3.38"
G89-052	3.25"	3.56"
G89-054	3.38"	3.69"
G89-057	3.56"	3.88"
G89-061	3.81"	4.13"
G89-065	4.06"	4.38"
G89-069	4.31"	4.63"
G89-073	4.56"	4.88"
G89-077	4.81"	5.13"
G89-081	5.06"	5.38"
G89-085	5.31"	5.63"
G89-089	5.56"	5.88"
G89-096	6.00"	6.31"
G89-100	6.25"	6.56"
G89-104	6.50"	6.81"
G89-108	6.75"	7.06"
G89-116	7.25"	7.56"
G89-124	7.75"	8.06"
G89-132	8.25"	8.56"
G89-135	8.44"	8.75"
G89-148	9.25"	9.56"
G89-164	10.25"	10.56"

Part No.	Minimum Size	Maximum Size
----------	--------------	--------------

### G39... SPRING LOADED (SILICONE HOSE) CLAMP



G39-036	2.25"	2.56"
G39-038	2.38"	2.69"
G39-042	2.63"	2.94"
G39-046	2.88"	3.19"
G39-050	3.13"	3.44"
G39-054	3.38"	3.69"
G39-058	3.63"	3.94"
G39-062	3.88"	4.19"
G39-066	4.13"	4.44"
G39-070	4.38"	4.69"
G39-074	4.63"	4.94"
G39-082	5.13"	5.44"
G39-090	5.63"	5.94"
G39-100	6.25"	6.56"

# HEAVY DUTY BOLT CLAMPS

The G92 bolt clamp is constructed of grade 430 stainless steel band, with a zinc plated, steel bolt. It is ideal for a variety of applications including hydraulic suction lines, truck and bus radiator hoses, and water suction and discharge service. The unique design creates several advantages over conventional T-bolt clamps:

- Greater size range - these clamps are available as small as 3/4".
- Wider band width - in the larger sizes, the band is wider than the 3/4" band used on conventional T-bolt clamps.
- Easy & fast tightening - a standard socket wrench can be used. A conventional T-bolt clamp requires a deep socket as the nut is tightened on the bolt, but for these clamps, the wrench is used on the bolt head itself, so a deep socket is not required.
- Bevelled band edges - the bevelled edge prevents damage to the hose cover.

For customers who like the special characteristics of our heavy duty bolt clamps, but need an all stainless construction, we have the G94 clamp. G94 clamps share the same features of the G92 standard clamps but are constructed entirely of grade 304 stainless components.

Part No.	Range	Range	Band Width	Pkg Qty
----------	-------	-------	------------	---------

## G92... HEAVY DUTY BOLT CLAMPS



G92-1719	17 - 19mm	0.67 - 0.75"	0.708"	10
G92-1921	19 - 21	0.75 - 0.83"	0.708"	10
G92-2123	21 - 23	0.83 - 0.91"	0.708"	10
G92-2325	23 - 25	0.91 - 0.98"	0.708"	10
G92-2527	25 - 27	0.98 - 1.06"	0.708"	10
G92-2729	27 - 29	1.06 - 1.14"	0.708"	10
G92-2931	29 - 31	1.14 - 1.22"	0.787"	10
G92-3134	31 - 34	1.22 - 1.34"	0.787"	10
G92-3437	34 - 37	1.34 - 1.46"	0.787"	10
G92-3740	37 - 40	1.46 - 1.57"	0.787"	10
G92-4043	40 - 43	1.57 - 1.69"	0.787"	10
G92-4347	43 - 47	1.69 - 1.85"	0.787"	10
G92-4751	47 - 51	1.85 - 2.01"	0.787"	10
G92-5155	51 - 55	2.01 - 2.17"	0.787"	10
G92-5559	55 - 59	2.17 - 2.32"	0.787"	10
G92-5963	59 - 63	2.32 - 2.48"	0.787"	10
G92-6368	63 - 68	2.48 - 2.68"	0.787"	10
G92-6873	68 - 73	2.68 - 2.87"	0.984"	10
G92-7379	73 - 79	2.87 - 3.11"	0.984"	10
G92-7985	79 - 85	3.11 - 3.35"	0.984"	10
G92-8591	85 - 91	3.35 - 3.58"	0.984"	10
G92-9197	91 - 97	3.58 - 3.82"	0.984"	10
G92-97104	97 - 104	3.82 - 4.09"	0.984"	10
G92-104112	104 - 112	4.09 - 4.41"	0.984"	10
G92-112121	112 - 121	4.41 - 4.76"	0.984"	10
G92-121130	121 - 130	4.76 - 5.12"	0.984"	10
G92-130140	130 - 140	5.16 - 5.51"	1.024"	10
G92-140150	140 - 150	5.51 - 5.91"	1.024"	10
G92-150162	150 - 162	5.91 - 6.38"	1.024"	10
G92-162174	162 - 174	6.38 - 6.85"	1.024"	10
G92-174187	174 - 187	6.85 - 7.36"	1.024"	10
G92-187200	187 - 200	7.36 - 7.87"	1.024"	10
G92-200213	200 - 213	7.87 - 8.39"	1.024"	10
G92-213226	213 - 226	8.39 - 8.90"	1.024"	10
G92-226239	226 - 239	8.90 - 9.41"	1.024"	10
G92-239252	239 - 252	9.41 - 9.92"	1.024"	10
G92-252265	252 - 265	9.92 - 10.43"	1.024"	10

Part No.	Range	Range	Band Width
----------	-------	-------	------------

## G94... TYPE 304 ALL STAINLESS BOLT CLAMPS



G94-1719	17 - 19mm	0.67 - 0.75"	0.708"
G94-1921	19 - 21	0.75 - 0.83"	0.708"
G94-2123	21 - 23	0.83 - 0.91"	0.708"
G94-2325	23 - 25	0.91 - 0.98"	0.708"
G94-2527	25 - 27	0.98 - 1.06"	0.708"
G94-2729	27 - 29	1.06 - 1.14"	0.708"
G94-2931	29 - 31	1.14 - 1.22"	0.787"
G94-3134	31 - 34	1.22 - 1.34"	0.787"
G94-3437	34 - 37	1.34 - 1.46"	0.787"
G94-3740	37 - 40	1.46 - 1.57"	0.787"
G94-4043	40 - 43	1.57 - 1.69"	0.787"
G94-4347	43 - 47	1.69 - 1.85"	0.787"
G94-4751	47 - 51	1.85 - 2.01"	0.787"
G94-5155	51 - 55	2.01 - 2.17"	0.787"
G94-5559	55 - 59	2.17 - 2.32"	0.787"
G94-5963	59 - 63	2.32 - 2.48"	0.787"
G94-6368	63 - 68	2.48 - 2.68"	0.787"
G94-6873	68 - 73	2.68 - 2.87"	0.984"
G94-7379	73 - 79	2.87 - 3.11"	0.984"
G94-7985	79 - 85	3.11 - 3.35"	0.984"
G94-8591	85 - 91	3.35 - 3.58"	0.984"
G94-9197	91 - 97	3.58 - 3.82"	0.984"
G94-97104	97 - 104	3.82 - 4.09"	0.984"
G94-104112	104 - 112	4.09 - 4.41"	0.984"
G94-112121	112 - 121	4.41 - 4.76"	0.984"
G94-121130	121 - 130	4.76 - 5.12"	0.984"



# PINCH CLAMPS

Our standard pinch clamps are zinc plated double-ear style. The double-ear clamps have a wider clamping range than single ear types. Please note that the dash size given is stamped on the clamp and refers to the closed and open size of the clamp. For example, a G2-1518 will fit over an 18mm diameter tube and will clamp down to 15mm if fully crimped.

G2-1098 and G2-1099 are both forged tools with insulated grip handles for general service, however the 1099 features side pincers as well as the standard front pincer for crimping in tight areas.

Part No.	Nom. Size	Closed Size	Open Size	Pkg Qty
<b>G2... DOUBLE-EAR PINCH CLAMPS</b>				
G2-0041	5/32"	0.122"	0.161"	100
G2-0045	11/64"	0.138"	0.177"	100
G2-0305	3/16"	0.118"	0.197"	100
G2-0507	1/4"	0.197"	0.276"	100
G2-0709	5/16"	0.276"	0.354"	100
G2-0811	3/8"	0.315"	0.433"	100
G2-1113*	1/2"	0.433"	0.512"	100
G2-1315*	9/16"	0.512"	0.591"	100
G2-1517*	19/32"	0.551"	0.669"	100
G2-1518*	5/8"	0.591"	0.708"	100
G2-1720*	3/4"	0.669"	0.787"	100
G2-1922	13/16"	0.748"	0.866"	100
G2-2023*	7/8"	0.787"	0.905"	100
G2-2225	15/16"	0.866"	0.984"	100
G2-2327*	1"	0.905"	1.063"	100
G2-2528	1 1/16"	0.984"	1.102"	100
G2-2731*	1 1/8"	1.063"	1.220"	100
G2-3134*	1 9/16"	1.220"	1.339"	100
G2-3437*	1 7/16"	1.339"	1.457"	100
G2-3740*	1 1/2"	1.457"	1.575"	100
G2-4043	1 5/8"	1.575"	1.693"	100
G2-4346	1 3/4"	1.693"	1.811"	100



\*Available in Type 304 Stainless Steel under part number G2SS.

Single ear pinch clamps are an economical clamp for light duty low pressure applications. The band is 1/4" wide and 0.030" thick. Please note that the dash size given represents the size of the open clamp in millimeters. Other sizes are available on special order.

G1SS-10.5	3/8"	0.350"	0.413"	100
G1SS-11.3	7/16"	0.382"	0.445"	100
G1SS-12.3	15/32"	0.409"	0.484"	100
G1SS-13.3	1/2"	0.449"	0.524"	100
G1SS-14.0	35/64"	0.469"	0.551"	100
G1SS-14.5	9/16"	0.496"	0.571"	100
G1SS-15.7	5/8"	0.543"	0.618"	100
G1SS-17.0	11/16"	0.595"	0.669"	100
G1SS-18.5	23/32"	0.618"	0.728"	100
G1SS-19.8	3/4"	0.669"	0.780"	100
G1SS-21.0	13/16"	0.717"	0.827"	100
G1SS-22.6	7/8"	0.780"	0.890"	100
G1SS-24.1	15/16"	0.823"	0.949"	100
G1SS-25.6	1"	0.882"	1.008"	100
G1SS-27.1	1 1/16"	0.945"	1.067"	100
G1SS-28.6	1 1/8"	1.004"	1.126"	100
G1SS-30.1	1 3/16"	1.063"	1.185"	100
G1SS-31.6	1 1/4"	1.122"	1.244"	100
G1SS-33.1	1 9/16"	1.181"	1.303"	100
G1SS-34.6	1 3/8"	1.240"	1.362"	100
G1SS-36.1	1 7/16"	1.299"	1.421"	100
G1SS-42.5	1 11/16"	1.551"	1.673"	100



Part No.	Description
----------	-------------

## PINCH CLAMP TOOLS



G2-1098 Standard Pinchers



G2-1099 Side Jaw Pinchers

## PINCH CLAMP KITS



G2-SK1098

G2-SK1099

G2-SK1098 Service kit (2-ear clamps)  
G2-SK1099 Service kit (2-ear clamps)

Service kits offer clamps over a size range of 5/16" to 1", and include either the 1098 or 1099 tool, as specified in the kit part number.

## PUNCH CLAMPS

Part No.	Clamp I.D.	Band Width	Pkg Qty
----------	------------	------------	---------

### PC... PLATED CARBON STEEL PUNCH CLAMPS



PC-3	13/16"	3/8"	100
PC-311	13/8"	3/8"	100
PC-4	1"	5/8"	100
PC-5	1 1/4"	5/8"	100
PC-6	1 1/2"	5/8"	100
PC-7	1 3/4"	5/8"	100
PC-8	2"	5/8"	100
PC-9	2 1/4"	5/8"	100
PC-10	2 1/2"	5/8"	50
PC-11	2 3/4"	5/8"	50
PC-12	3"	5/8"	50
PC-14	3 1/2"	5/8"	50
PC-16	4"	5/8"	25
PC-18	4 1/2"	5/8"	25
PC-20	5"	5/8"	25
PC-24	6"	5/8"	25
PC-28	7"	5/8"	25
PC-32	8"	5/8"	25

### PC-S... TYPE 201 STAINLESS STEEL PUNCH CLAMPS



PC-3S	13/16"	3/8"	100
PC-311S	13/8"	3/8"	100
PC-4S	1"	5/8"	100
PC-5S	1 1/4"	5/8"	100
PC-6S	1 1/2"	5/8"	100
PC-7S	1 3/4"	5/8"	100
PC-8S	2"	5/8"	100
PC-9S	2 1/4"	5/8"	100
PC-10S	2 1/2"	5/8"	50
PC-11S	2 3/4"	5/8"	50
PC-12S	3"	5/8"	50
PC-14S	3 1/2"	5/8"	50
PC-16S	4"	5/8"	25
PC-18S	4 1/2"	5/8"	25
PC-20S	5"	5/8"	25
PC-24S	6"	5/8"	25
PC-28S	7"	5/8"	25
PC-32S	8"	5/8"	25

## PUNCH CLAMP TOOLS

Part Number	Description
-------------	-------------


### PUNCH CLAMP TOOLS



P-38 Economy Tool



P-1 Service Tool



P-1000 Service Tool

## OPEN END PUNCH CLAMPS

Part No.	Clamp I.D.	Band Width	Pkg Qty
----------	------------	------------	---------

### PCO... OPEN END CARBON STEEL PUNCH CLAMPS



PCO-3	13/16"	3/8"	100
PCO-311	13/8"	3/8"	100
PCO-316	2"	3/8"	100
PCO-325	3 1/8"	3/8"	100
PCO-8	2"	5/8"	100
PCO-10	2 1/2"	5/8"	50
PCO-12	3"	5/8"	50
PCO-14	3 1/2"	5/8"	50
PCO-16	4"	5/8"	25
PCO-18	4 1/2"	5/8"	25
PCO-20	5"	5/8"	25
PCO-24	6"	5/8"	25
PCO-28	7"	5/8"	25
PCO-32	8"	5/8"	25
PCO-36	9"	5/8"	25
PCO-40	10"	5/8"	25
PCO-48	12"	5/8"	25

### PCO-S... OPEN END STAINLESS STEEL PUNCH CLAMPS



PCO-311S	13/8"	3/8"	100
PCO-316S	2"	3/8"	100
PCO-325S	3 1/8"	3/8"	100
PCO-8S	2"	5/8"	100
PCO-10S	2 1/2"	5/8"	50
PCO-12S	3"	5/8"	50
PCO-14S	3 1/2"	5/8"	50
PCO-16S	4"	5/8"	25
PCO-18S	4 1/2"	5/8"	25
PCO-20S	5"	5/8"	25
PCO-24S	6"	5/8"	25
PCO-28S	7"	5/8"	25
PCO-32S	8"	5/8"	25
PCO-36S	9"	5/8"	25
PCO-40S	10"	5/8"	25
PCO-48S	12"	5/8"	25

## J-LOCK CLAMPS

Part No.	Clamp I.D.	Band Width	Pkg Qty
----------	------------	------------	---------

### J-LOCK CLAMPS



J201	13/16"	3/8"	100
J202	13/8"	3/8"	100
J203	1"	1/2"	100
J204	1 1/4"	1/2"	100
J205	1 1/2"	5/8"	100
J206	1 3/4"	5/8"	100
J207	2"	5/8"	100
J208	2 1/4"	5/8"	100
J209	2 1/2"	5/8"	100
J210	2 3/4"	3/4"	50
J211	3"	3/4"	50
J212	3 1/2"	3/4"	50
J213	4"	3/4"	25
J214	4 1/2"	3/4"	25
J215	5"	3/4"	25
J216	6"	3/4"	25
J245	2"	3/8"	25

Part No.	Description
----------	-------------

### J-LOCK BANDING TOOL

J-001	J-Clamp adapter
-------	-----------------



## BAND & BUCKLE

Part Number	Band Width	Band Thickness	Cross Reference	Length
-------------	------------	----------------	-----------------	--------

### SC... TYPE 201 STAINLESS STEEL BAND

SC Band shown formed into double layer clamp with SB buckle attached ready for tightening.



SC-4	1/4"	0.020"	C-202	100 ft
SC-6A	3/8"	0.025"	C-203	100
SC-8	1/2"	0.030"	C-204	100
SC-10	5/8"	0.030"	C-205	100
SC-12	3/4"	0.030"	C-206	100

### SB... TYPE 201 STAINLESS STEEL BUCKLES



		Cross Reference	Pkg Qty
SB-4	1/4"	C-252	100
SB-6	3/8"	C-253	100
SB-8	1/2"	C-254	100
SB-10	5/8"	C-255	100
SB-12	3/4"	C-256	100

### STANDARD BANDING TOOL


Description



C-001 Standard tool (for 1/4"-3/4" wide band)

### POCKET FERRULE CRIMPER

Our pocket ferrule crimper is useful for field repairs of small diameter air & water hoses. The 855 crimper comes complete with five die sets to handle most 1/4" and 3/8" air hoses.



Part No.	Description
855	Pocket Ferrule Crimper

#### Additional Die Sets

Part No.	Diameter	Use for Hose O.D.
856-8	0.750"	0.760" - 0.781"

## BRASS FERRULES

Our standard G3 ferrules are made from brass and, when installed using the crimpers shown in our Equipment Catalog, create a neat and secure means of attaching a variety of couplings.

Part Number	Ferrule I.D.	Ferrule Length	Hole Dia.	Pkg Qty
-------------	--------------	----------------	-----------	---------

### G3... BRASS HOSE FERRULE



G3-375	0.375"	0.718"	0.265"	100
G3-400	0.400"	0.718"	0.265"	100
G3-425	0.425"	0.718"	0.265"	100
G3-450	0.450"	0.718"	0.328"	100
G3-475	0.475"	0.718"	0.328"	100
G3L-475	0.475"	1.000"	0.328"	100
G3-500	0.500"	0.718"	0.328"	100
G3-525	0.525"	0.718"	0.375"	100
G3-550	0.550"	0.968"	0.375"	100
G3-575	0.575"	0.968"	0.406"	100
G3-600	0.600"	0.968"	0.453"	100
G3-625	0.625"	0.968"	0.453"	100
G3-650	0.650"	0.968"	0.453"	100
G3-675	0.675"	0.968"	0.500"	100
G3-700	0.700"	0.968"	0.500"	100
G3-725	0.725"	0.968"	0.500"	100
G3-750	0.750"	0.968"	0.500"	100
G3-775	0.775"	0.968"	0.593"	100
G3-800	0.800"	0.968"	0.593"	100
G3-825	0.825"	0.968"	0.687"	100
G3-850	0.850"	0.968"	0.687"	100
G3-875	0.875"	0.968"	0.750"	100
G3-900	0.900"	0.968"	0.750"	100
G3-925	0.925"	0.968"	0.750"	100
G3-950	0.950"	0.968"	0.750"	100
G3-975	0.975"	0.968"	0.875"	100
G3-1000	1.000"	0.968"	0.875"	25
G3-1025	1.025"	0.968"	0.875"	25
G3-1050	1.050"	0.968"	0.875"	25
G3-1075	1.075"	0.968"	0.875"	25
G3-1100	1.100"	0.968"	0.875"	25
G3-1125	1.125"	0.968"	0.875"	25
G3-1150	1.150"	0.968"	0.875"	25
G3-1175	1.175"	0.968"	0.875"	25
G3-1200	1.200"	0.968"	1.000"	25
G3-1250	1.250"	0.968"	1.000"	25
G3-1350	1.350"	0.968"	1.125"	25
G3-1500	1.500"	0.968"	1.125"	25

### G3A... ALUMINUM HOSE FERRULES

G3A-550	0.550"	0.718"	0.406"	100
G3A-650	0.650"	0.968"	0.453"	100
G3A-1100	1.100"	0.968"	0.875"	25
G3A-1150	1.150"	0.968"	0.875"	25
G3A-1437	1.437"	0.968"	1.047"	25

### G3LS... LIGHT-DUTY PLATED STEEL FERRULES

These light-duty steel ferrules are commonly used with G15 Double-Lock, G45 Twist-Lock, G25 Universal fittings or G23S stems.

#### For 1/2" hoses

G3LS-091	0.910"	1.250"	0.625"	10
G3LS-094	0.940"	1.250"	0.625"	10

#### For 3/4" hoses

G3LS-119	1.188"	1.50"	0.875"	10
G3LS-125	1.250"	1.50"	0.875"	10



# CRIMP SLEEVES

## CHOOSING A STEEL SLEEVE:

In general, sleeves should be at least 1/4" shorter than the hose barb, and placed just ahead of the end barb on the fitting. Approximate barb lengths for popular fittings are given in the table below. For steam and for high pressure air service in larger sizes, G29C interlocking clamps should be used instead of steel sleeves.

Steel hose ferrules are used with barbed hose fittings and are crimped on large-diameter hydraulic hose presses to create a strong, permanent and tamper-resistant hose connection. Sleeves will work with most barbed inserts, while G3F ferrules are designed to interlock with G64 and G33C hose stems. Sizes refer to the inside diameter of the ferrule before crimping. Maximum retention strength is achieved using G3F ferrules with G64 and G33C stems. Short sleeves are generally suitable for attaching G33 style combination nipples. Longer sleeves are preferred for G65 cam-locks.

Hose Size	Fitting style and barb length			
	G23S	G25	G33	G65
3/4"	2 3/8"	2 1/8"	1 3/8"	1 7/8"
1"	2 3/4"	2 3/4"	1 1/2"	2 1/4"
1 1/4"	3 1/2"		1 1/2"	2 3/4"
1 1/2"	3 1/2"		1 3/4"	2 1/2"
2"	4"		2 1/8"	2 3/4"
2 1/2"			2 3/4"	3 1/4"
3"			3"	4"
4"			3 7/8"	4 1/4"
5"			4 5/8"	4 3/4"
6"			5 1/8"	5 7/8"

Part No.	Nominal Hose Size	Sleeve I.D.	Sleeve Length
----------	-------------------	-------------	---------------

## G3F... PLATED STEEL INTERLOCKING FERRULES

G3F-150	1"	1.50"	2.29"
G3F-163	1"	1.63"	2.29"
G3F-206	1 1/2"	2.06"	2.36"
G3F-213	1 1/2"	2.13"	2.36"
G3F-263	2"	2.63"	2.79"
G3F-275	2"	2.75"	2.79"
G3F-363	3"	3.63"	3.94"
G3F-375	3"	3.75"	3.94"
G3F-388	3"	3.88"	3.94"
G3F-463	4"	4.63"	4.19"
G3F-475	4"	4.75"	4.19"
G3F-481	4"	4.81"	4.19"
G3F-494	4"	4.94"	4.19"
G3F-663	6"	6.63"	5.67"
G3F-688	6"	6.88"	5.67"
G3F-713	6"	7.13"	5.67"



## G3SSF... TYPE 304 STAINLESS STEEL INTERLOCKING FERRULES

G3SSF-206	1 1/2"	2.06"	2.36"
G3SSF-213	1 1/2"	2.13"	2.36"
G3SSF-263	2"	2.63"	2.79"
G3SSF-275	2"	2.75"	2.79"
G3SSF-363	3"	3.63"	3.94"
G3SSF-375	3"	3.75"	3.94"
G3SSF-463	4"	4.63"	4.19"
G3SSF-481	4"	4.81"	4.19"



Part No.	Nominal Hose Size	Sleeve I.D.	Sleeve Length
----------	-------------------	-------------	---------------

## G3S... PLATED STEEL HOSE SLEEVES

### Long Sleeves

G3S-113	3/4"	1.13"	2.13"
G3S-138	3/4"	1.38"	2.13"
G3S-150	1"	1.50"	2.31"
G3S-163	1"	1.63"	2.31"
G3S-175	1"	1.75"	2.31"
G3S-213	1 1/2"	2.13"	2.38"
G3S-263	2"	2.63"	2.75"
G3S-275	2"	2.75"	2.75"
G3S-288	2"	2.88"	2.75"
G3S-313	2 1/2"	3.13"	3.13"
G3S-338	2 1/2"	3.38"	3.13"
G3S-363	3"	3.63"	3.94"
G3S-369	3"	3.61"	3.94"
G3S-375	3"	3.75"	3.94"
G3S-388	3"	3.88"	3.94"
G3S-400	3"	4.00"	3.94"
G3S-438	4"	4.38"	4.19"
G3S-463	4"	4.63"	4.19"
G3S-475	4"	4.75"	4.19"
G3S-483	4"	4.83"	4.19"
G3S-494	4"	4.94"	4.19"
G3S-650	6"	6.50"	5.67"
G3S-675	6"	6.75"	5.67"
G3S-688	6"	6.88"	5.67"
G3S-713	6"	7.13"	5.67"
G3S-850	8"	8.50"	6.50"
G3S-900	8"	9.00"	6.50"
G3S-1075	10"	10.75"	6.50"
G3S-1100	10"	11.00"	6.50"
G3S-1125	10"	11.25"	6.50"
G3S-1300	12"	13.00"	9.00"
G3S-1325	12"	13.25"	9.00"
G3S-1350	12"	13.50"	9.00"
G3S-1375	12"	13.75"	9.00"
G3S-113S	3/4"	1.13"	1.19"
G3S-138S	1"	1.38"	1.19"
G3S-163S	1"	1.63"	1.19"
G3S-175S	1 1/4"	1.75"	1.50"
G3S-188S	1 1/4"	1.88"	1.50"
G3S-200S	1 1/2"	2.00"	1.50"
G3S-213S	2"	2.13"	2.00"
G3S-263S	2"	2.63"	2.00"
G3S-275S	2"	2.75"	2.00"
G3S-363S	3"	3.63"	2.63"
G3S-375S	3"	3.75"	2.63"
G3S-388S	3"	3.88"	2.63"
G3S-463S	4"	4.63"	3.44"
G3S-475S	4"	4.75"	3.44"
G3S-483S	4"	4.83"	3.44"

### Short Sleeves

## G3SS... TYPE 304 STAINLESS STEEL SLEEVES

### Long Sleeves

G3SS-125	3/4"	1.25"	2.13"
G3SS-138	1"	1.38"	2.13"
G3SS-150	1"	1.50"	2.31"
G3SS-163	1"	1.63"	2.31"
G3SS-175	1"	1.75"	2.31"
G3SS-188	1 1/4"	1.88"	2.38"
G3SS-213	1 1/2"	2.13"	2.38"
G3SS-225	1 1/2"	2.25"	2.36"
G3SS-263	2"	2.63"	2.75"
G3SS-275	2"	2.75"	2.75"
G3SS-313	2 1/2"	3.13"	3.13"
G3SS-369	3"	3.69"	3.94"
G3SS-375	3"	3.75"	3.94"
G3SS-388	3"	3.88"	3.94"
G3SS-483	4"	4.83"	4.19"
G3SS-494	4"	4.94"	4.19"
G3SS-150S	1"	1.50"	1.25"

### Short Sleeves



## SUPPORT CLAMPS

G6 Support Clamps are made from galvanized steel and are dipped in vinyl to prevent chafing. When compared to our more economical G6N Rubber Cushioned Support Clamps, our G6 Support Clamps provide a cleaner looking installation when supporting pipe, tubing, cables, or hose. They feature a 3/4" wide heavier-duty strap and 13/32" bolt hole.

G6N Support Clamps are used to support pipe, tubing, cables, or hose. They have a 1/2" wide galvanized steel strap fitted with a rubber liner to prevent chafing. The bolt hole measures 0.256".

Part No.	Inside Diameter	Pkg Qty	Part No.	Inside Diameter	Pkg Qty
<b>G6... SUPPORT CLAMP</b>					
G6-04	1/4"	10	G6-21	15/16"	10
G6-06	3/8"	10	G6-24	1 1/2"	10
G6-07	7/16"	10	G6-25	1 9/16"	10
G6-08	1/2"	10	G6-28	1 3/4"	10
G6-09	9/16"	10	G6-29	1 13/16"	10
G6-10	5/8"	10	G6-32	2"	10
G6-11	1 1/16"	10	G6-33	2 1/16"	10
G6-12	3/4"	10	G6-36	2 1/4"	10
G6-13	13/16"	10	G6-44	2 3/4"	10
G6-15	1 5/16"	10	G6-46	2 7/8"	10
G6-16	1"	10			
G6-17	1 1/16"	10			
G6-18	1 1/8"	10			
G6-19	1 3/16"	10			
G6-20	1 1/4"	10			



Part No.	Inside Diameter	Pkg Qty
<b>G6N... RUBBER CUSHIONED SUPPORT CLAMPS</b>		
G6N-04	1/4"	10
G6N-06	3/8"	10
G6N-08	1/2"	10
G6N-10	5/8"	10
G6N-12	3/4"	10
G6N-14	7/8"	10
G6N-16	1"	10
G6N-18	1 1/8"	10
G6N-20	1 1/4"	10
G6N-24	1 1/2"	10
G6N-28	1 3/4"	10
G6N-32	2"	10



### G6B... NYLON SUPPORT CLAMP

G6B Support Clamps are made from black nylon, are UV resistant, and meet the UL94V-2 standard for use as cable supports for electronics. Their lightweight, flexible, and compact construction makes them perfectly suited for tube and cable support applications in a variety of environments including outdoor and marine applications where traditional metal support clamps may corrode. In the 1/4" size these clamps feature a 0.39" band width, while all other sizes have a 0.47" band width. All sizes have a 0.19" diameter bolt hole.

Part No.	Inside Diameter	Pkg Qty
G6B-04	1/4"	100
G6B-06	3/8"	100
G6B-08	1/2"	100
G6B-12	3/4"	100



# SUPPORT CLAMPS

## G6S, G6T, & G6HD... SUPPORT CLAMPS

Pipe and tube support clamps consist of a steel weld plate, two clamp halves of green polypropylene or black nylon, and a plated steel cover plate, bolted together with hex bolts. These parts conform to DIN 3015, parts 1 (standard duty single clamps), part 2 (standard duty twin clamps), and part 3 (heavy duty single clamps). The green heavy duty series are mostly used in industrial applications, while the black standard series are more popular on agricultural machinery. A wide variety of special configurations and materials are available on special order. Aluminum clamp halves are available for high heat applications.

## Mounting Guidelines

The recommended distance between supports in a piping system is given below and can be used to calculate the total clamps required. At bends, clamps should be installed on both sides as close as possible to the bend. The first clamp should be mounted directly adjacent to the threaded connection or coupling to protect the connection from vibration.

## Temperature Range for Continuous Service:

Green Polypropylene: -30°C (-22°F) to 90°C (194°F).  
 Black Nylon (polyamide): -40°C (-40°F) to 140°C (284°F).  
 Aluminum: -55°C (-67°F) to 260°C (500°F).



### STANDARD SERIES CLAMPS

### HEAVY-DUTY CLAMPS


Hole Size		G6SN	G6TN	G6T	G6HD
in	mm	Single Nylon	Twin Nylon	Twin Polypropylene	Single HD Polypropylene
0.25	6.4	G6SN-1-025		G6T-1-025	G6HD-3-025
0.38	10.0	G6SN-1-038		G6T-1-038	G6HD-3-038
0.47	12.0	G6SN-1-047			
0.50	12.7	G6SN-2-050	G6TN-2-050	G6T-2-050	G6HD-3-050
0.53	13.5	G6SN-2-053	G6TN-2-053	G6T-2-053	G6HD-3-053 Fits 1/4" steel pipe
0.59	15.0	G6SN-2-059	G6TN-2-059		
0.63	16.0	G6SN-2-063	G6TN-2-063	G6T-2-063	G6HD-3-063
0.67	17.2	G6SN-2-067	G6TN-2-067	G6T-2-067	G6HD-3-067 Fits 3/8" steel pipe
0.71	18.0	G6SN-3-071	G6TN-3-071		
0.75	19.0	G6SN-3-075	G6TN-3-075	G6T-3-075	G6HD-4-075
0.79	20.0	G6SN-3-079	G6TN-3-079		
0.84	21.3	G6SN-3-084	G6TN-3-084	G6T-3-084	G6HD-4-084 Fits 1/2" steel pipe
0.88	22.0				G6HD-4-088
0.98	25.0	G6SN-3-098	G6TN-3-098		
1.00	25.4	G6SN-3-100	G6TN-3-100	G6T-3-100	G6HD-4-100
1.06	26.9	G6SN-4-106	G6TN-4-106	G6T-4-106	G6HD-4-106 Fits 3/4" steel pipe
1.10	28.0	G6SN-4-110	G6TN-4-110	G6T-4-110	G6HD-4-110
1.18	30.0	G6SN-4-118	G6TN-4-118		
1.25	32.0	G6SN-5-125	G6TN-5-125	G6T-5-125	G6HD-5-125
1.31	33.7			G6T-5-131	G6HD-5-131 Fits 1" steel pipe
1.50	38.0	G6SN-5-150	G6TN-5-150	G6T-5-150	G6HD-5-150
1.66	42.0			G6T-5-166	G6HD-5-166 Fits 1 1/4" steel pipe
1.75	44.5	G6SN-6-175			
1.90	48.3	G6SN-6-190			
2.00	50.8	G6SN-6-200			
2.13	54.0				G6HD-6-213
2.25	57.2	G6SN-7-225			G6HD-6-225
2.38	60.5				G6HD-6-238
2.50	63.5				G6HD-6-250
2.75	70.0	G6SN-7-275			G6HD-6-275
2.87	73.0				G6HD-7-287
3.00	76.0	G6SN-7-287			G6HD-7-300
3.50	88.9				G6HD-7-350 Fits 3" steel pipe
4.50	114.0				G6HD-8-450 Fits 4" steel pipe
5.63	140.0				G6HD-9-563 Fits 5" steel pipe
6.63	168.0				G6HD-9-663 Fits 6" steel pipe

### CLAMP SPACING

Clamp Hole Size	Support Spacing
0.23" – 0.50"	3.3 ft
0.51 – 0.86	4.0
0.87 – 1.25	5.0
1.25 – 1.50	6.5
1.51 – 2.25	8.8

# CUSHION CLAMPS

Cushion clamps allow hose or tube to be routed in single line runs, multiple line runs of the same diameter, or multiple line runs of various diameters. Runs can be stacked to conserve space and make installations more rigid. This steel clamping system allows for a definitive reference when measuring line runs as the center distance (vertically and horizontally) remains the same regardless of changes in hose or tube size.



### CLAMP SELECTION CHART

Hose or Tube Size	Clamp Series
3/16" to 3/4" O.D.	HC-10
1/4" to 1" O.D.	HC-16
3/8" to 2" O.D.	HC-32
1" to 2 1/2" I.D.	HC-46
2" to 4" I.D.	HC-72

### Mounting Guidelines:

Cushion clamps can be mounted using a thread adapter to a tapped hole or with the use of a lock washer and nut. We also offer weld adapters for weld mounting for attaching directly to a surface. Use the clamp spacing chart below to determine placement of clamps.

### RECOMMENDED CLAMP SPACING


Clamp Hole Size	Support Spacing
0.23" - 0.50"	3.3 ft
0.51 - 0.86	4.0 ft
0.87 - 1.25	5.0 ft
1.25 - 1.50	6.5 ft
1.51 - 2.25	8.8 ft

### HC... CUT-TO-SIZE CUSHION CLAMPING UNIT



Part No.	Clamp Size	Clamp Holes	Length
HC-10-32	1 1/2"	32	48"
HC-16-24	2"	24	48"
HC-32-16	3"	16	48"

### HC... CUSHION CLAMPING UNIT WITH OUTSIDE MOUNTING HOLES



Part No.	Clamp Size	Clamp Holes	Length	Mounting Holes
HC-10-1-2	1 1/2"	1	2.188"	2
HC-10-2-3	1 1/2"	2	3.797"	3
HC-10-3-4	1 1/2"	3	5.297"	4
HC-10-4-5	1 1/2"	4	6.797"	5
HC-10-5-6	1 1/2"	5	8.297"	6
HC-16-1-2	2"	1	2.656"	2
HC-16-2-3	2"	2	4.766"	3
HC-16-3-4	2"	3	6.797"	4
HC-16-4-5	2"	4	8.797"	5
HC-32-1-2	3"	1	4.000"	2
HC-32-2-3	3"	2	6.859"	3
HC-32-3-4	3"	3	9.859"	4
HC-32-4-5	3"	4	12.859"	5
HC-46-1-2	5"	1	6.000"	2
HC-46-2-3	5"	2	11.000"	3
HC-72-1-2	6 1/2"	1	7.500"	2

### SG... SPLIT BUSHING FOR HOSE

Part No.	Clamp Size	Hose O.D.
SG10-06	1 1/2"	0.359"
SG10-04P	1 1/2"	0.516"
SG10-9	1 1/2"	0.562"
SG10-11	1 1/2"	0.656"
SG10-12	1 1/2"	0.734"
SG16-04	2"	0.234"
SG16-06	2"	0.359"
SG16-07	2"	0.400"
SG16-08	2"	0.484"
SG16-04P	2"	0.516"
SG16-09	2"	0.562"
SG16-10	2"	0.609"
SG16-06P	2"	0.656"
SG16-12	2"	0.734"
SG16-08P	2"	0.813"
SG16-14	2"	0.859"
SG16-15	2"	0.922"
SG16-16	2"	0.984"
SG16-12P	2"	1.031"
G32-17	3"	1.125"
G32-19	3"	1.200"
G32-23	3"	1.406"
G32-25	3"	1.453"
G32-26	3"	1.560"
G32-27	3"	1.703"
G32-29	3"	1.750"
G32-31	3"	1.906"
G46-25	5"	1.453"
G46-27	5"	1.703"
G46-31	5"	1.785"
G46-32	5"	2.000"
G46-33	5"	2.040"
G46-34	5"	2.169"
G46-40	5"	2.500"
G46-43	5"	2.688"





# CUSHION CLAMPS

## G... SPLIT BUSHING FOR TUBE & PIPE




Part No.	Clamp Size	Tube O.D.
G10-04	1 1/2"	1/4"
G10-06	1 1/2"	3/8"
G10-08	1 1/2"	1/2"
G10-10	1 1/2"	5/8"
G10-12	1 1/2"	3/4"
G16-04	2"	1/4"
G16-06	2"	3/8"
G16-08	2"	1/2"
G16-10	2"	5/8"
G16-12	2"	3/4"
G16-14	2"	7/8"
G16-16	2"	1"
G32R-08	3"	1/2"
G32R-12	3"	3/4"
G32R-16	3"	1"
G32R-20	3"	1 1/4"
G32R-24	3"	1 1/2"
		Pipe Size
G16-04P	2"	1/4"
G16-06P	2"	3/8"
G16-08P	2"	1/2"
G16-12P	2"	3/4"
G32R-04P	3"	1/4"
G32R-06P	3"	3/8"
G32R-08P	3"	1/2"
G32R-12P	3"	3/4"
G32R-16P	3"	1"
G32R-20P	3"	1 1/4"
G32R-24P	3"	1 1/2"
G46R-16P	5"	1"
G46R-20P	5"	1 1/4"
G46R-24P	5"	1 1/2"
G46R-32P	5"	2"
G72R-48P	6 1/2"	3"

## N... SOCKET-HEAD STACKING NUT



		Thread	Length	Diameter
N-10	1 1/2"	5/16-18	1.335"	1/2"
N-16	2"	5/16-18	1.800"	1/2"
N-32	3"	3/8-16	2.780"	11/16"
N-46	5"	1/2-13	4.500"	1"
N-72	6 1/2"	1/2-13	6.000"	1"

## T... THREAD ADAPTER FOR INSTALLING OR STACKING



Part No.	Clamp Size	Thread	Length	Width
T-10	1 1/2" to 2"	5/16-18	1.380"	
T-32	3"	3/8-16	2.000"	

## W... WELD ADAPTER FOR WELD MOUNTING



W-10	1 1/2" to 2"	5/16-18	1.190"	1"
W-32	3"	3/8-16	1.470"	1-1/2"
W-72	5" to 9 3/16"	1/2-13	2.030"	1-3/8"

## HB... BOLT FOR MOUNTING



HB-10	1 1/2" to 2"	5/16-18		
HB-32	3"	3/8-16		
HB-72	5" to 9 3/16"	1/2-13		

## LW... LOCK WASHER

LW-10	1 1/2" to 2"	5/16-18		
LW-32	3"	3/8-16		
LW-72	5" to 9 3/16"	1/2-13		

# BRASS & BRONZE VALVES

V200 series Cast Brass Valves are general service valves. Ball valves feature chrome plated balls with teflon seats, adjustable packing glands and blowout-proof stems. V205 gate valves have fully opening wedge discs and non-rising stems. V300 series valves are rated for use with natural gas up to 125 psi and feature a wider working temperature range.

Part No.	Pipe Size	IMPA Code
----------	-----------	-----------

### V201... STANDARD BRASS BALL VALVE

600 psi water, oil, gas. 150 psi steam. Sizes 1/2" to 2" are CSA approved under classes 3371-92, 3371-12, 3371-88, and 3371-08 for 1/2 psi natural gas.

V201-025	1/4"
V201-038	3/8"
V201-050	1/2"
V201-075	3/4"
V201-100	1"
V201-125	1 1/4"
V201-150	1 1/2"
V201-200	2"
V201-300	3"



V201LM-025	1/4" mini-body & handle
------------	-------------------------

### V202... FULL PORT BRASS BALL VALVE

600 psi water, oil, gas. 150 psi steam. Sizes 1/2" to 2" are CSA approved under classes 3371-92, 3371-12, 3371-88, and 3371-08 for 1/2 psi natural gas. Temperature Range -20°C (-4°F) to 110°C (230°F).



V202-013	1/8"
V202-025	1/4"
V202-038	3/8"
V202-050	1/2"
V202-075	3/4"
V202-100	1"
V202-125	1 1/4"
V202-150	1 1/2"
V202-200	2"
V202-250	2 1/2"
V202-300	3"
V202-400	4"

75-24-01
75-24-02
75-24-03
75-24-04
75-24-05
75-24-06
75-24-07

### V202H... REPLACEMENT HANDLES

V202H-038	1/4" to 3/8"
V202H-050	1/2"
V202H-075	3/4"
V202H-100	1"
V202H-125	1 1/4"
V202H-200	1 1/2" to 2"
V202H-300	2 1/2" to 3"
V202H-400	4"



Part No.	Pipe Size
----------	-----------

### V202L... BRASS BALL VALVE WITH LOCKING HANDLE

600 psi water, oil, gas. 150 psi steam. Sizes 1/2" to 2" are CSA approved under classes 3371-92, 3371-12, 3371-88, and 3371-08 for 1/2 psi natural gas.

V202L-025	1/4"
V202L-038	3/8"
V202L-050	1/2"
V202L-075	3/4"
V202L-100	1"



V202L-125	1 1/4"
V202L-150	1 1/2"
V202L-200	2"

### V202LB... BRASS BALL VALVE WITH LOCKING HANDLE & BLEED

600 psi air. V202LB valves have locking handles and a special port that vents the downstream side of the system when the valve is closed. This provides extra safety in air systems. Temperature Range -20°C (-4°F) to 110°C (230°F).

V202LB-025	1/4"
V202LB-038	3/8"
V202LB-050	1/2"
V202LB-075	3/4"
V202LB-100	1"



V202LB-125	1 1/4"
V202LB-150	1 1/2"
V202LB-200	2"

### V302... NATURAL GAS FULL PORT BRASS BALL VALVE

600 psi water, oil, gas. 150 psi steam. Sizes 1/2" to 2" of V302, V302L & V302W are CSA approved for 125 psi natural gas, and meet CGA-CR91-002 (2-5 psi) and CGA-3.16 (125 psi) Temperature Range -40°C (-40°F) to 120°C (248°F).

V302-025	1/4"
V302-038	3/8"
V302-050	1/2"
V302-075	3/4"
V302-100	1"



V302-125	1 1/4"
V302-150	1 1/2"
V302-200	2"
V302-300	3"

### V302W... NATURAL GAS BRASS BALL VALVE WITH WING HANDLE

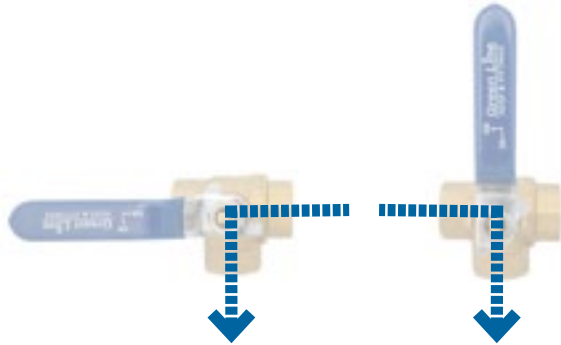
V302W-025	1/4"
V302W-038	3/8"
V302W-050	1/2"
V302W-075	3/4"
V302W-100	1"



V302W-125	1 1/4"
V302W-150	1 1/2"
V302W-200	2"

# BRASS & BRONZE VALVES

Our Two-Position Ball Valves feature an L-pattern flow. Also known as a three-way valve or diverter valve, they can direct flow either to the left or to the right with a 90° turn of the handle.



Part No.	Pipe Size	IMPA Code
----------	-----------	-----------

### V203... TWO POSITION BRASS BALL VALVE

400 psi water, oil, gas. 150 psi steam. Flow can be directed from centre port to either side port.



V203-025	1/4"
V203-038	3/8"
V203-050	1/2"
V203-075	3/4"
V203-100	1"
V203-125	1 1/4"
V203-150	1 1/2"
V203-200	2"

### V205... BRASS GATE VALVE

200 psi water, oil, gas. 125 psi steam. Temperature Range -20°C (-4°F) to 120°C (248°F).

V205-025	1/4"	
V205-038	3/8"	75-19-51
V205-050	1/2"	75-19-52
V205-075	3/4"	75-19-53
V205-100	1"	75-19-54
V205-125	1 1/4"	75-19-55
V205-150	1 1/2"	75-19-56
V205-200	2"	75-19-57
V205-250	2 1/2"	75-19-58
V205-300	3"	75-19-59
V205-400	4"	



### V207... BRASS SWING CHECK VALVE

200 psi water, oil, gas. 125 psi steam.

V207-038	3/8"
V207-050	1/2"
V207-075	3/4"
V207-100	1"
V207-125	1 1/4"
V207-150	1 1/2"
V207-200	2"
V207-300	3"
V207-400	4"



Part No.	Pipe Size	IMPA Code
----------	-----------	-----------

### V208... SPRING LOADED CHECK VALVE

Rated to 200 psi water, oil, gas with a 5 psi cracking pressure in 1/4" and a 2 psi cracking pressure in all other sizes. Not for steam use. Temperature Range -20°C (-4°F) to 100°C (212°F).

V208-025	1/4"
V208-038	3/8"
V208-050	1/2"
V208-075	3/4"
V208-100	1"
V208-125	1 1/4"
V208-150	1 1/2"
V208-200	2"



### V307... BRONZE SWING CHECK VALVE

200 psi water, oil, gas. 125 psi steam.

V307-038	3/8"
V307-050	1/2"
V307-075	3/4"
V307-100	1"
V307-125	1 1/4"
V307-150	1 1/2"
V307-200	2"
V307-250	2 1/2"
V307-300	3"



### V306... BRONZE GLOBE VALVE

200 psi water, oil, gas. 125 psi steam.

V306-025	1/4"	75-18-01
V306-038	3/8"	75-18-02
V306-050	1/2"	75-18-03
V306-075	3/4"	75-18-04
V306-100	1"	75-18-05
V306-125	1 1/4"	75-18-06
V306-150	1 1/2"	75-18-07
V306-200	2"	75-18-08



# STAINLESS & CARBON STEEL VALVES

V400 series valves feature blowout-proof stems and lockable handles. The bodies and balls are investment cast type 316 stainless steel, and the handles and stems are type 304. Seals are teflon, reinforced with glass fibre.

## Part No. Pipe Size IMPA Code

### V401... STAINLESS STEEL BALL VALVE

1000 psi water, oil, gas up to 1", 800 psi water, oil, gas 1 1/4" - 2", 150 psi steam, Temperature Range -28°C (-20°F) to 232°C (450°F)

V401-025	1/4"	75-18-01
V401-038	3/8"	75-18-02
V401-050	1/2"	75-18-03
V401-075	3/4"	75-18-04
V401-100	1"	75-18-05



V401-125	1 1/4"	75-18-06
V401-150	1 1/2"	75-18-07
V401-200	2"	75-18-08

### V402... FULL PORT STAINLESS BALL VALVE

Two piece body with mounting pad, 2000 psi water, oil, gas to 1", 1500 psi 1 1/4" - 2", 150 psi steam, Temperature Range -28°C (-20°F) to 232°C (450°F)

V402-025	1/4"	
V402-038	3/8"	
V402-050	1/2"	
V402-075	3/4"	
V402-100	1"	
V402-125	1 1/4"	
V402-150	1 1/2"	
V402-200	2"	



### V412... 1000 psi FULL PORT STAINLESS BALL VALVE

Two piece body, 1000 psi water, oil, gas to 2", 150 psi steam, Temperature Range -28°C (-20°F) to 232°C (450°F)

V412-025	1/4"	
V412-038	3/8"	
V412-050	1/2"	
V412-075	3/4"	
V412-100	1"	
V412-125	1 1/4"	
V412-150	1 1/2"	
V412-200	2"	
V412-300	3"	



### V432... THREE-PIECE FULL PORT STAINLESS BALL VALVE

1000 psi water, oil, gas. 150 psi steam.

V432-300	3"	
----------	----	--



### V601... CARBON STEEL BALL VALVE

2000 psi water, oil, gas. 3000 psi in 3/8" size, 150 psi steam, 3/8" size is now plated for extra corrosion resistance. Reduced port, one piece carbon steel body, Type 304 Stainless Steel ball & trim. NACE trim, Type 316 stainless steel blow-out proof stem, PTFE Teflon® seats & seals. NPTF female threads, Temperature Range -28°C (-20°F) to 232°C (450°F)

V601-025	1/4"	
V601-038	3/8"	
V601-050	1/2"	
V601-075	3/4"	
V601-100	1"	
V601-125	1 1/4"	
V601-150	1 1/2"	
V601-200	2"	
V601ORB-050	1/2" ORB (3/4-16)	



Our hydraulic ball valves feature zinc-plated carbon steel construction and POM poly-oxymethylene (Delrin®) seals. Complete with mounting holes, they can be used in a wide variety of applications including general hydraulic systems and tools, test equipment, and agriculture and mobile equipment. We stock both straight-through and two-position ball valves. Additional configurations are available by special request. Please note, these valves should be fully open or closed and not used for flow control. Not designed for use with water.

Temperature Range: -40°C (-40°F) to 100°C (212°F).

Part Number	Pipe Size	Maximum Working Pressure
-------------	-----------	--------------------------


### V0808... FEMALE PIPE BALL VALVE

V0808-04	1/4"	7250 psi
V0808-06	3/8"	7250
V0808-08	1/2"	7250
V0808-12	3/4"	7250
V0808-16	1"	7250
V0808-20	1 1/4"	5075
V0808-24	1 1/2"	5075
V0808-32	2"	5075



### V0101... FEMALE O-RING BOSS BALL VALVE

Part Number	Thread Size	Maximum Working Pressure
V0101-04	7/16-20	7250 psi
V0101-06	9/16-18	7250
V0101-08	3/4-16	7250
V0101-12	1 1/16-12	7250
V0101-16	1 5/16-12	7250
V0101-20	1 5/8-12	5075



### V0000H... BALL VALVE REPLACEMENT HANDLE

Part Number	Size
V0000H-08	-04 to -08
V0000H-16	-12 to -16
V0000H-32	-20 to -32



### V08T88... FEMALE PIPE TWO-POSITION BALL VALVE

Part Number	Pipe Size	Maximum Working Pressure
V08T88-04	1/4"	7250 psi
V08T88-06	3/8"	7250
V08T88-08	1/2"	7250
V08T88-12	3/4"	7250
V08T88-16	1"	7250
V08T88-20	1 1/4"	5075



### V01T11... FEMALE O-RING BOSS TWO-POSITION BALL VALVE

Part Number	Thread Size	Maximum Working Pressure
V01T11-04	7/16-20	7250 psi
V01T11-06	9/16-18	7250
V01T11-08	3/4-16	7250
V01T11-12	1 1/16-12	7250
V01T11-16	1 5/16-12	7250
V01T11-20	1 5/8-12	5075



Note: Our Two-Position Ball Valves feature an L-pattern flow. Also known as a three-way valve or diverter valve, they can direct flow either to the left or to the right with a 90° turn of the handle.


## SANITARY VALVES

Manufactured from Type 304 Stainless Steel and featuring silicone gaskets, Green Line carries both Three-Position and Multi-Position valves. With a working pressure up to 145 psi, our butterfly valves have a temperature range of -20°C (-4°F) to 135°C (275°F) and come complete with clamp style connections.

Part Number	Fitting Size
-------------	--------------

### V53PH... THREE-POSITION PULL HANDLE VALVE

V53PH-150	1½"
V53PH-200	2"



### V53TH... MULTI-POSITION TRIGGER HANDLE VALVE

V53TH-150	1½"
V53TH-200	2"



### V53RK... BUTTERFLY VALVE SILICONE REPAIR KIT

V53RK-150	1½"
V53RK-200	2"



Sample concoctions from your tanks safely and securely with our V53S Sample Valves. With a working pressure up to 200 psi, these valves come complete with a 1" clamp style connection as well as hose barbs. Manufactured from Type 316 Stainless Steel, our Sample Valves have a temperature range from -37°C (-35°F) to 174°C (347°F) and feature silicone gaskets and a PTFE (Teflon®) seat.

### V53S... STAINLESS SAMPLE VALVE

V53S-100	1"
----------	----



## STAINLESS CHECK VALVE

### V408... SPRING LOADED STAINLESS CHECK VALVE

Rated to 1000 psi water, oil, gas with a 2 psi cracking pressure. 150 psi steam, Temperature Range: -28°C (-20°F) to 150°C (302°F).

V408-050	½"
V408-075	¾"
V408-100	1"
V408-150	1½"
V408-200	2"



## MINI VALVES

Carbon steel body with type 316 stainless steel stem. Rated for -40°C to 260°C (-40°F to 500°F).

Part No.	Pipe Size	Pressure Rating
----------	-----------	-----------------

### V610... FEMALE NPT NEEDLE VALVE

V610 and V611 needle valves have a carbon steel body with a type 316 stainless steel stem and PTFE (Teflon®) packing. The regular valves are rated for use from -40°C to 260°C (-40°F to 500°F). V610SS needle valves feature all stainless construction for use in corrosive environments. The V611M mini valve has a soft seat and is rated from -40°C to 40°C (-40°F to 104°F).

V610-025	¼"	10,000 psi
V610-038	⅜"	10,000 psi
V610-050	½"	10,000 psi
V610-075	¾"	10,000 psi



V610SS-025	¼"	10,000 psi
V610SS-038	⅜"	10,000 psi

### V611... MALE BY FEMALE NPT NEEDLE VALVE

V611-025	¼"	10,000 psi
V611-050	½"	10,000 psi



V611M-025	¼" mini body	6,000 psi
-----------	--------------	-----------



Brass CSA approved valves for LP gas. Commonly used for gas torch applications. Also popular for air, water and other liquids where flow control is important. Knurled handle, stainless steel stem with o-ring packing. Temperature Range: -40°C (-40°F) to 54°C (130°F) for propane, 82°C (180°F) for air or water.

Part No.	Pipe Size	Thread size
----------	-----------	-------------

### FEMALE NPT NEEDLE VALVE

V18-0808-04-04	¼"
----------------	----



### WELDING THREAD TO MALE NPT NEEDLE VALVE

Note: Flow direction is from left hand thread to NPT

V18-1640L-04-04	¼"	9/16-18 LH
-----------------	----	------------



V10 series pipe thread valves are rated to 500 psi at a maximum temperature of 180°F. The ball is plated brass with a teflon seat and buna-N (nitrile) rubber seals for resistance to petroleum products. Handles are plated metal. These valves are designed for flow in one direction only (marked by an arrow on the valve body).

Part No.	Thread Size
----------	-------------

### V10-0808... FEMALE PIPE THREAD BALL VALVE

V10-0808-02	⅛"
V10-0808-04	¼"
V10-0808-06	⅜"



### V10-1608... FEMALE PIPE INLET/MALE PIPE OUTLET BALL VALVE

V10-1608-04	¼"
V10-1608-06	⅜"



# MINI VALVES

V12 ground plug valves are an economical shut-off valve for air or water lines. The spring maintains pressure on the ground surfaces to assist sealing. These valves are rated to 30 psi and are not suitable for petroleum based products.

Part No.	Pipe Size
----------	-----------

### V12-1600... GROUND PLUG DRAIN COCK

V12-1600-02	1/8"
V12-1600-04	1/4"
V12-1600-06	3/8"



### V12-1600T... HEAVY DUTY GROUND PLUG DRAIN COCK

V12-1600T-04	1/4"
--------------	------



### V12-1608... FEMALE/MALE NPT GROUND PLUG VALVE

V12-1608-02	1/8"
V12-1608-04	1/4"
V12-1608-06	3/8"



### V14-1600... BACK SEATING DRAIN COCK

150 psi maximum. Not intended for use with LP or natural gas

V14-1600-02	1/8"
V14-1600-04	1/4"
V14-1600-06	3/8"
V14-1600-08	1/2"



### V14-1690... NEEDLE SEAT WITH HOSE BARB

150 psi maximum

V14-1690-04	1/4"
-------------	------

Hose Size  
3/8"



Part No.	Male Pipe
----------	-----------

### V16-1496... SAE FLARE TO MALE PIPE VALVE

200 psi maximum

Part No.	Pipe Size	Tube Size
V16-1496-08-10	1/2"	5/8"



### V16-1690... HOSE BARB TO MALE PIPE VALVE

200 psi maximum

Part No.	Pipe Size	Hose Size
V16-1690-06-06	3/8"	3/8"
V16-1690-06-10	3/8"	5/8"
V16-1690-08-10	1/2"	5/8"
V16-1690-08-12	1/2"	3/4"



### V16-1746... GARDEN HOSE TO MALE PIPE VALVE

150 psi maximum

V16-1746-08	1/2"
V16-1746-12	3/4"



## MISCELLANEOUS VALVES

Part No.	Pipe Size
----------	-----------

### V16-1600-12... DRUM FAUCET

Self-closing and lockable. Nylon seat. Suitable for petroleum products, solvents, alcohol and anti-freeze. Not suitable for chlorinated chemicals, detergents or drinking water.



V16-1600-12 3/4"

### PRV... SAFETY RELIEF VALVES

For air and steam applications  
Factory set and tested  
Pull ring for manual testing  
Precision machined hard seat and stainless steel ball  
ASME Certified – stamped UV and NB  
Registered in Canada under CRN #0G3144.1C  
Maximum temperature 204°C (400°F)  
Other pressure ranges and styles available



Part No.	Male Pipe	Set Pressure	Height	Hex Size
PRV-025-065	1/4"	65 psi	3 1/8"	3/4"
PRV-025-120	1/4"	120	3 1/8"	3/4"
PRV-025-150	1/4"	150	3 1/8"	3/4"
PRV-025-180	1/4"	180	3 1/8"	3/4"
PRV-025-250	1/4"	250	3 1/8"	3/4"

Part No.	Female Thread	Male Thread
----------	---------------	-------------

### V825... HYDRANT GATE VALVE

Hydrant gate valves feature full flow design and non-rising stems. The body is anodized aluminum with bronze seats, stems, gland, gate and male nipple



V825-250	2 1/2" BAT	2 1/2" BAT
V825CSA-250	2 1/2" CSA	2 1/2" CSA
V825QST-250	2 1/2" QST	2 1/2" QST

#### Replacement Parts:

	Description
V825G-250	Replacement Gate
V825H-250	Replacement Handle
V825SN-250	Replacement Stem Nut
V825SX-250	Replacement Gasket

### V803... HYDRANT 'Y' VALVE



V803-250-150 2 1/2" BAT 1 1/2" NPSH

Part No.	Female Thread	Male Thread
----------	---------------	-------------

### V853... FORESTRY 'Y' VALVE

This valve is designed to turn easily while under pressure



V853-150 Instantaneous

### V215L & V215P... LEVER & PISTON GATE VALVES

Lever and piston style gate valves are used on tanker trucks for fast manual release of fluids.



V215L



V215P

Part No.	Pipe Size	Type
V215L-200	2"	Lever Gate
V215L-300	3"	Lever Gate
V215L-400	4"	Lever Gate
V215L-600	6"	Lever Gate
V215P-400	4"	Piston Gate
V215P-600	6"	Piston Gate
V215LH-200	2"	Replacement lever handle
V215LH	3" to 6"	Replacement lever handle

V201PVC valves are suitable for cold water distribution in light industrial and agricultural applications. They have Teflon and EPDM rubber seals and are rated for 150 psi at 20°C (68°F).

Part No.	Pipe Size
----------	-----------

### V201PVC... PVC BALL VALVE

V201PVC-050	1/2"
V201PVC-075	3/4"
V201PVC-100	1"
V201PVC-125	1 1/4"
V201PVC-150	1 1/2"
V201PVC-200	2"
V201PVC-300	3"
V201PVC-400	4"



# STEEL PIPE NIPPLES

Part No.	Pipe Size	Length	Part No.	Pipe Size	Length	Part No.	Pipe Size	Length
<b>G1616... STANDARD BLACK STEEL NIPPLES</b>								
G1616-013XC	1/8"	Close	G1616-100XC	1"	Close	G1616-300XC	3"	Close
G1616-013X1.5	1/8"	1 1/2"	G1616-100X2	1"	2"	G1616-300X3	3"	3"
G1616-013X2	1/8"	2"	G1616-100X2.5	1"	2 1/2"	G1616-300X4	3"	4"
G1616-013X2.5	1/8"	2 1/2"	G1616-100X3	1"	3"	G1616-300X5	3"	5"
G1616-013X3	1/8"	3"	G1616-100X3.5	1"	3 1/2"	G1616-300X6	3"	6"
G1616-013X4	1/8"	4"	G1616-100X4	1"	4"	G1616-300X8	3"	8"
G1616-013X5	1/8"	5"	G1616-100X4.5	1"	4 1/2"	G1616-300X10	3"	10"
G1616-013X6	1/8"	6"	G1616-100X5	1"	5"	G1616-300X12	3"	12"
G1616-025XC	1/4"	Close	G1616-100X5.5	1"	5 1/2"	G1616-300X24	3"	24"
G1616-025X1.5	1/4"	1 1/2"	G1616-100X6	1"	6"	G1616-300X36	3"	36"
G1616-025X2	1/4"	2"	G1616-100X8	1"	8"	G1616-300X48	3"	48"
G1616-025X2.5	1/4"	2 1/2"	G1616-100X10	1"	10"	G1616-400XC	4"	Close
G1616-025X3	1/4"	3"	G1616-100X12	1"	12"	G1616-400X4	4"	4"
G1616-025X3.5	1/4"	3 1/2"	G1616-100X18	1"	18"	G1616-400X5	4"	5"
G1616-025X4	1/4"	4"	G1616-100X24	1"	24"	G1616-400X6	4"	6"
G1616-025X4.5	1/4"	4 1/2"	G1616-100X36	1"	36"	G1616-400X8	4"	8"
G1616-025X5	1/4"	5"	G1616-100X48	1"	48"	G1616-400X12	4"	12"
G1616-025X5.5	1/4"	5 1/2"	G1616-125XC	1 1/4"	Close	G1616-400X24	4"	24"
G1616-025X6	1/4"	6"	G1616-125X2	1 1/4"	2"	G1616-500XC	5"	Close
G1616-038XC	3/8"	Close	G1616-125X2.5	1 1/4"	2 1/2"	G1616-500X6	5"	6"
G1616-038X1.5	3/8"	1 1/2"	G1616-125X3	1 1/4"	3"	G1616-600XC	6"	Close
G1616-038X2	3/8"	2"	G1616-125X4	1 1/4"	4"	G1616-600X6	6"	6"
G1616-038X2.5	3/8"	2 1/2"	G1616-125X5	1 1/4"	5"	G1616-800XC	8"	Close
G1616-038X3	3/8"	3"	G1616-125X6	1 1/4"	6"	G1616-800X6	8"	6"
G1616-038X3.5	3/8"	3 1/2"	G1616-125X8	1 1/4"	8"			
G1616-038X4	3/8"	4"	G1616-125X10	1 1/4"	10"			
G1616-038X4.5	3/8"	4 1/2"	G1616-125X12	1 1/4"	12"			
G1616-038X5	3/8"	5"	G1616-125X18	1 1/4"	18"			
G1616-038X5.5	3/8"	5 1/2"	G1616-125X24	1 1/4"	24"			
G1616-038X6	3/8"	6"	G1616-125X36	1 1/4"	36"			
G1616-050XC	1/2"	Close	G1616-125X48	1 1/4"	48"			
G1616-050X1.5	1/2"	1 1/2"	G1616-150XC	1 1/2"	Close			
G1616-050X2	1/2"	2"	G1616-150X2	1 1/2"	2"			
G1616-050X2.5	1/2"	2 1/2"	G1616-150X2.5	1 1/2"	2 1/2"			
G1616-050X3	1/2"	3"	G1616-150X3	1 1/2"	3"			
G1616-050X3.5	1/2"	3 1/2"	G1616-150X4	1 1/2"	4"			
G1616-050X4	1/2"	4"	G1616-150X5	1 1/2"	5"			
G1616-050X4.5	1/2"	4 1/2"	G1616-150X6	1 1/2"	6"			
G1616-050X5	1/2"	5"	G1616-150X8	1 1/2"	8"			
G1616-050X5.5	1/2"	5 1/2"	G1616-150X10	1 1/2"	10"			
G1616-050X6	1/2"	6"	G1616-150X12	1 1/2"	12"			
G1616-050X8	1/2"	8"	G1616-150X18	1 1/2"	18"			
G1616-050X10	1/2"	10"	G1616-150X24	1 1/2"	24"			
G1616-050X12	1/2"	12"	G1616-150X36	1 1/2"	36"			
G1616-050X18	1/2"	18"	G1616-150X48	1 1/2"	48"			
G1616-050X24	1/2"	24"	G1616-200XC	2"	Close			
G1616-050X36	1/2"	36"	G1616-200X2.5	2"	2 1/2"			
G1616-050X48	1/2"	48"	G1616-200X3	2"	3"			
G1616-075XC	3/4"	Close	G1616-200X4	2"	4"			
G1616-075X1.5	3/4"	1 1/2"	G1616-200X5	2"	5"			
G1616-075X2	3/4"	2"	G1616-200X6	2"	6"			
G1616-075X2.5	3/4"	2 1/2"	G1616-200X8	2"	8"			
G1616-075X3	3/4"	3"	G1616-200X10	2"	10"			
G1616-075X3.5	3/4"	3 1/2"	G1616-200X12	2"	12"			
G1616-075X4	3/4"	4"	G1616-200X18	2"	18"			
G1616-075X4.5	3/4"	4 1/2"	G1616-200X24	2"	24"			
G1616-075X5	3/4"	5"	G1616-200X36	2"	36"			
G1616-075X5.5	3/4"	5 1/2"	G1616-200X48	2"	48"			
G1616-075X6	3/4"	6"	G1616-250XC	2 1/2"	Close			
G1616-075X8	3/4"	8"	G1616-250X3	2 1/2"	3"			
G1616-075X10	3/4"	10"	G1616-250X4	2 1/2"	4"			
G1616-075X12	3/4"	12"	G1616-250X5	2 1/2"	5"			
G1616-075X18	3/4"	18"	G1616-250X6	2 1/2"	6"			
G1616-075X24	3/4"	24"	G1616-250X12	2 1/2"	12"			
G1616-075X36	3/4"	36"						
G1616-075X48	3/4"	48"						



Standard black steel pipe nipples are Schedule 40 welded parts with steel material according to ASTM A53 Type F CW. Longer pipe nipples are available on special order.



# STEEL PIPE NIPPLES

Part No.	Pipe Size	Length	Part No.	Pipe Size	Length	Part No.	Pipe Size	Length
<b>G1616G... STANDARD GALVANIZED STEEL NIPPLES</b>			G1616G-100XC	1"	Close	G1616G-250XC	2 1/2"	Close
G1616G-013XC	1/8"	Close	G1616G-100X2	1"	2"	G1616G-250X3	2 1/2"	3"
G1616G-013X1.5	1/8"	1 1/2"	G1616G-100X2.5	1"	2 1/2"	G1616G-250X4	2 1/2"	4"
G1616G-013X2	1/8"	2"	G1616G-100X3	1"	3"	G1616G-250X5	2 1/2"	5"
G1616G-013X2.5	1/8"	2 1/2"	G1616G-100X4	1"	4"	G1616G-250X6	2 1/2"	6"
G1616G-013X3	1/8"	3"	G1616G-100X5	1"	5"	G1616G-250X12	2 1/2"	12"
G1616G-013X4	1/8"	4"	G1616G-100X6	1"	6"	G1616G-300XC	3"	Close
G1616G-013X5	1/8"	5"	G1616G-100X8	1"	8"	G1616G-300X3	3"	3"
G1616G-013X6	1/8"	6"	G1616G-100X10	1"	10"	G1616G-300X4	3"	4"
G1616G-025XC	1/4"	Close	G1616G-100X12	1"	12"	G1616G-300X5	3"	5"
G1616G-025X1.5	1/4"	1 1/2"	G1616G-100X18	1"	18"	G1616G-300X6	3"	6"
G1616G-025X2	1/4"	2"	G1616G-100X24	1"	24"	G1616G-300X12	3"	12"
G1616G-025X2.5	1/4"	2 1/2"	G1616G-100X36	1"	36"	G1616G-300X24	3"	24"
G1616G-025X3	1/4"	3"	G1616G-100X48	1"	48"	G1616G-300X36	3"	36"
G1616G-025X4	1/4"	4"	G1616G-125XC	1 1/4"	Close	G1616G-300X48	3"	48"
G1616G-025X5	1/4"	5"	G1616G-125X2	1 1/4"	2"	G1616G-400XC	4"	Close
G1616G-025X6	1/4"	6"	G1616G-125X2.5	1 1/4"	2 1/2"	G1616G-400X4	4"	4"
G1616G-038XC	3/8"	Close	G1616G-125X3	1 1/4"	3"	G1616G-400X5	4"	5"
G1616G-038X1.5	3/8"	1 1/2"	G1616G-125X4	1 1/4"	4"	G1616G-400X6	4"	6"
G1616G-038X2	3/8"	2"	G1616G-125X5	1 1/4"	5"	G1616G-400X12	4"	12"
G1616G-038X2.5	3/8"	2 1/2"	G1616G-125X6	1 1/4"	6"	G1616G-400X24	4"	24"
G1616G-038X3	3/8"	3"	G1616G-125X8	1 1/4"	8"	G1616G-500XC	5"	Close
G1616G-038X4	3/8"	4"	G1616G-125X10	1 1/4"	10"	G1616G-600XC	6"	Close
G1616G-038X5	3/8"	5"	G1616G-125X12	1 1/4"	12"	G1616G-600X6	6"	6"
G1616G-038X6	3/8"	6"	G1616G-125X18	1 1/4"	18"			
G1616G-050XC	1/2"	Close	G1616G-125X24	1 1/4"	24"			
G1616G-050X1.5	1/2"	1 1/2"	G1616G-125X36	1 1/4"	36"			
G1616G-050X2	1/2"	2"	G1616G-125X48	1 1/4"	48"			
G1616G-050X2.5	1/2"	2 1/2"	G1616G-150XC	1 1/2"	Close			
G1616G-050X3	1/2"	3"	G1616G-150X2	1 1/2"	2"			
G1616G-050X4	1/2"	4"	G1616G-150X2.5	1 1/2"	2 1/2"			
G1616G-050X5	1/2"	5"	G1616G-150X3	1 1/2"	3"			
G1616G-050X6	1/2"	6"	G1616G-150X4	1 1/2"	4"			
G1616G-050X8	1/2"	8"	G1616G-150X5	1 1/2"	5"			
G1616G-050X10	1/2"	10"	G1616G-150X6	1 1/2"	6"			
G1616G-050X12	1/2"	12"	G1616G-150X8	1 1/2"	8"			
G1616G-050X18	1/2"	18"	G1616G-150X10	1 1/2"	10"			
G1616G-050X24	1/2"	24"	G1616G-150X12	1 1/2"	12"			
G1616G-050X36	1/2"	36"	G1616G-150X18	1 1/2"	18"			
G1616G-050X48	1/2"	48"	G1616G-150X24	1 1/2"	24"			
G1616G-075XC	3/4"	Close	G1616G-150X36	1 1/2"	36"			
G1616G-075X1.5	3/4"	1 1/2"	G1616G-150X48	1 1/2"	48"			
G1616G-075X2	3/4"	2"	G1616G-200XC	2"	Close			
G1616G-075X2.5	3/4"	2 1/2"	G1616G-200X2.5	2"	2 1/2"			
G1616G-075X3	3/4"	3"	G1616G-200X3	2"	3"			
G1616G-075X4	3/4"	4"	G1616G-200X4	2"	4"			
G1616G-075X5	3/4"	5"	G1616G-200X5	2"	5"			
G1616G-075X6	3/4"	6"	G1616G-200X6	2"	6"			
G1616G-075X8	3/4"	8"	G1616G-200X8	2"	8"			
G1616G-075X10	3/4"	10"	G1616G-200X10	2"	10"			
G1616G-075X12	3/4"	12"	G1616G-200X12	2"	12"			
G1616G-075X18	3/4"	18"	G1616G-200X18	2"	18"			
G1616G-075X24	3/4"	24"	G1616G-200X24	2"	24"			
G1616G-075X36	3/4"	36"	G1616G-200X36	2"	36"			
G1616G-075X48	3/4"	48"	G1616G-200X48	2"	48"			



Standard galvanized steel pipe nipples are Schedule 40 welded parts with steel material according to ASTM A53 Type F CW. Longer pipe nipples are available on special order.

# STEEL PIPE NIPPLES

Part No.	Pipe Size	Length
----------	-----------	--------

## G1616S80... SCHEDULE 80 BLACK STEEL NIPPLES

Schedule 80 extra strong black steel nipples are welded parts with steel material according to ASTM A53 Type F CW. Longer pipe nipples are available on special order.

G1616S80-013XC	1/8"	Close
G1616S80-013X1.5	1/8"	1 1/2"
G1616S80-013X2	1/8"	2"
G1616S80-013X2.5	1/8"	2 1/2"
G1616S80-013X3	1/8"	3"
G1616S80-013X4	1/8"	4"
G1616S80-013X5	1/8"	5"
G1616S80-013X6	1/8"	6"
G1616S80-025XC	1/4"	Close
G1616S80-025X1.5	1/4"	1 1/2"
G1616S80-025X2	1/4"	2"
G1616S80-025X2.5	1/4"	2 1/2"
G1616S80-025X3	1/4"	3"
G1616S80-025X4	1/4"	4"
G1616S80-025X5	1/4"	5"
G1616S80-025X6	1/4"	6"
G1616S80-038XC	3/8"	Close
G1616S80-038X1.5	3/8"	1 1/2"
G1616S80-038X2	3/8"	2"
G1616S80-038X2.5	3/8"	2 1/2"
G1616S80-038X3	3/8"	3"
G1616S80-038X4	3/8"	4"
G1616S80-038X5	3/8"	5"
G1616S80-038X6	3/8"	6"
G1616S80-050XC	1/2"	Close
G1616S80-050X1.5	1/2"	1 1/2"
G1616S80-050X2	1/2"	2"
G1616S80-050X2.5	1/2"	2 1/2"
G1616S80-050X3	1/2"	3"
G1616S80-050X4	1/2"	4"
G1616S80-050X5	1/2"	5"
G1616S80-050X6	1/2"	6"
G1616S80-075XC	3/4"	Close
G1616S80-075X1.5	3/4"	1 1/2"
G1616S80-075X2	3/4"	2"
G1616S80-075X2.5	3/4"	2 1/2"
G1616S80-075X3	3/4"	3"
G1616S80-075X4	3/4"	4"
G1616S80-075X5	3/4"	5"
G1616S80-075X6	3/4"	6"
G1616S80-100XC	1"	Close
G1616S80-100X2	1"	2"
G1616S80-100X2.5	1"	2 1/2"
G1616S80-100X3	1"	3"
G1616S80-100X4	1"	4"
G1616S80-100X5	1"	5"
G1616S80-100X6	1"	6"
G1616S80-125XC	1 1/4"	Close
G1616S80-125X2	1 1/4"	2"
G1616S80-125X2.5	1 1/4"	2 1/2"
G1616S80-125X3	1 1/4"	3"
G1616S80-125X4	1 1/4"	4"
G1616S80-125X5	1 1/4"	5"
G1616S80-125X6	1 1/4"	6"
G1616S80-150XC	1 1/2"	Close
G1616S80-150X2	1 1/2"	2"
G1616S80-150X2.5	1 1/2"	2 1/2"
G1616S80-150X3	1 1/2"	3"
G1616S80-150X4	1 1/2"	4"
G1616S80-150X5	1 1/2"	5"
G1616S80-150X6	1 1/2"	6"
G1616S80-200XC	2"	Close
G1616S80-200X2.5	2"	2 1/2"
G1616S80-200X3	2"	3"
G1616S80-200X4	2"	4"
G1616S80-200X6	2"	6"
G1616S80-300XC	3"	Close
G1616S80-300X4	3"	4"



Part Number	Pipe Size	Pipe Size	Length
-------------	-----------	-----------	--------

These jump size pipe nipples are made from seamless Schedule 40 pipe that has been swaged to a smaller diameter on one end. Stock swaged nipples are concentric. Other sizes, as well as eccentric (offset) fittings and heavier fittings (schedule 80, 160, and XXS) are available on special order.

## G1616SW... SWAGED (REDUCING) PIPE NIPPLES

G1616SW-200-100	2"	1"	6 1/2"
G1616SW-200-150	2"	1 1/2"	6 1/2"
G1616SW-300-100	3"	1"	8"
G1616SW-300-200	3"	2"	8"
G1616SW-400-200	4"	2"	9"
G1616SW-400-300	4"	3"	9"



Part Number	Pipe Size	Length
-------------	-----------	--------

Polycarbonate sight gauges allow users to see what is flowing through heat-treaters, separators, and storage tank drain lines at all times. This tough, shatter-resistant polycarbonate plastic has more than 30 times the impact resistance of safety glass, withstands prolonged exposure to ultraviolet rays, and can be used in temperatures ranging from -100°C (-165°F) to 75°C (167°F). G1616PC Sight Glasses are not designed for pressure applications and should be used on drain lines only. Always use the pipe wrench on the metal connection and not the sight glass when tightening. Please consult us for fluid compatibility.

## G1616PC... POLYCARBONATE SIGHT GAUGE NIPPLES

G1616PC-200X8	2"	8"
G1616PC-300X8	3"	8"
G1616PC-400X8	4"	8"



# MALLEABLE IRON COUPLINGS

Part No.	Pipe Size	Pipe Size	Box Qty
<b>G0808M... BLACK COUPLING</b>			
G0808M-013-013	1/8"	1/8"	70
G0808M-025-025	1/4"	1/4"	40
G0808M-038-038	3/8"	3/8"	50
G0808M-050-050	1/2"	1/2"	40
G0808M-075-075	3/4"	3/4"	50
G0808M-100-100	1"	1"	25
G0808M-125-125	1 1/4"	1 1/4"	16
G0808M-150-150	1 1/2"	1 1/2"	18
G0808M-200-200	2"	2"	12
G0808M-250-250	2 1/2"	2 1/2"	8
G0808M-300-300	3"	3"	6
G0808M-400-400	4"	4"	6
G0808M-500-500	5"	5"	2
G0808M-600-600	6"	6"	2



## G0808G... GALVANIZED COUPLING

G0808G-013-013	1/8"	1/8"	70
G0808G-025-025	1/4"	1/4"	40
G0808G-038-038	3/8"	3/8"	50
G0808G-050-050	1/2"	1/2"	40
G0808G-075-075	3/4"	3/4"	50
G0808G-100-100	1"	1"	25
G0808G-125-125	1 1/4"	1 1/4"	16
G0808G-150-150	1 1/2"	1 1/2"	18
G0808G-200-200	2"	2"	12
G0808G-250-250	2 1/2"	2 1/2"	8
G0808G-300-300	3"	3"	6
G0808G-400-400	4"	4"	6



## G0808M... BLACK REDUCING COUPLING

	Largest End
G0808M-025-*	1/4"
G0808M-038-*	3/8"
G0808M-050-*	1/2"
G0808M-075-*	3/4"
G0808M-100-*	1"
G0808M-125-*	1 1/4"
G0808M-150-*	1 1/2"
G0808M-200-*	2"
G0808M-250-*	2 1/2"
G0808M-300-*	3"
G0808M-400-*	4"
G0808M-500-*	5"
G0808M-600-*	6"



## G0808G... GALVANIZED REDUCING COUPLING

G0808G-025-*	1/4"
G0808G-038-*	3/8"
G0808G-050-*	1/2"
G0808G-075-*	3/4"
G0808G-100-*	1"
G0808G-125-*	1 1/4"
G0808G-150-*	1 1/2"
G0808G-200-*	2"
G0808G-250-*	2 1/2"
G0808G-300-*	3"
G0808G-400-*	4"



\* Specify small end pipe size when ordering.

Part No.	Pipe Size	Pipe Size	Box Qty
<b>G0898M... BLACK ELBOW</b>			
G0898M-013-013	1/8"	1/8"	50
G0898M-025-025	1/4"	1/4"	35
G0898M-038-038	3/8"	3/8"	45
G0898M-050-050	1/2"	1/2"	50
G0898M-075-075	3/4"	3/4"	35
G0898M-100-100	1"	1"	20
G0898M-125-125	1 1/4"	1 1/4"	20
G0898M-150-150	1 1/2"	1 1/2"	10
G0898M-200-200	2"	2"	8
G0898M-250-250	2 1/2"	2 1/2"	6
G0898M-300-300	3"	3"	14
G0898M-400-400	4"	4"	6
G0898M-500-500	5"	5"	6
G0898M-600-600	6"	6"	6



## G0898G... GALVANIZED ELBOW

G0898G-013-013	1/8"	1/8"	50
G0898G-025-025	1/4"	1/4"	35
G0898G-038-038	3/8"	3/8"	45
G0898G-050-050	1/2"	1/2"	50
G0898G-075-075	3/4"	3/4"	35
G0898G-100-100	1"	1"	20
G0898G-125-125	1 1/4"	1 1/4"	20
G0898G-150-150	1 1/2"	1 1/2"	10
G0898G-200-200	2"	2"	8
G0898G-250-250	2 1/2"	2 1/2"	6
G0898G-300-300	3"	3"	14
G0898G-400-400	4"	4"	6



## G0898M... BLACK REDUCING ELBOW

	Largest End
G0898M-025-*	1/4"
G0898M-038-*	3/8"
G0898M-050-*	1/2"
G0898M-075-*	3/4"
G0898M-100-*	1"
G0898M-125-*	1 1/4"
G0898M-150-*	1 1/2"
G0898M-200-*	2"
G0898M-250-*	2 1/2"
G0898M-300-*	3"
G0898M-400-*	4"



## G0898G... GALVANIZED REDUCING ELBOW

G0898G-025-*	1/4"
G0898G-038-*	3/8"
G0898G-050-*	1/2"
G0898G-075-*	3/4"
G0898G-100-*	1"
G0898G-125-*	1 1/4"
G0898G-150-*	1 1/2"
G0898G-200-*	2"
G0898G-250-*	2 1/2"
G0898G-300-*	3"



\* Specify small end pipe size when ordering.

# MALLEABLE IRON COUPLINGS

Part No.	Pipe Size	Pipe Size	Box Qty
----------	-----------	-----------	---------

## G1698M... BLACK STREET ELBOW

G1698M-013-013	1/8"	1/8"	60
G1698M-025-025	1/4"	1/4"	35
G1698M-038-038	3/8"	3/8"	40
G1698M-050-050	1/2"	1/2"	60
G1698M-075-075	3/4"	3/4"	35
G1698M-100-100	1"	1"	30
G1698M-125-125	1 1/4"	1 1/4"	25
G1698M-150-150	1 1/2"	1 1/2"	9
G1698M-200-200	2"	2"	10
G1698M-250-250	2 1/2"	2 1/2"	9
G1698M-300-300	3"	3"	14
G1698M-400-400	4"	4"	6



Part No.	Pipe Size	Pipe Size	Box Qty
----------	-----------	-----------	---------

## G0848M... BLACK 45° ELBOW

G0848M-013-013	1/8"	1/8"	50
G0848M-025-025	1/4"	1/4"	30
G0848M-038-038	3/8"	3/8"	50
G0848M-050-050	1/2"	1/2"	50
G0848M-075-075	3/4"	3/4"	40
G0848M-100-100	1"	1"	20
G0848M-125-125	1 1/4"	1 1/4"	20
G0848M-150-150	1 1/2"	1 1/2"	10
G0848M-200-200	2"	2"	12
G0848M-250-250	2 1/2"	2 1/2"	6
G0848M-300-300	3"	3"	8
G0848M-400-400	4"	4"	6
G0848M-500-500	5"	5"	6
G0848M-600-600	6"	6"	6



## G1698G... GALVANIZED STREET ELBOW

G1698G-013-013	1/8"	1/8"	60
G1698G-025-025	1/4"	1/4"	35
G1698G-038-038	3/8"	3/8"	40
G1698G-050-050	1/2"	1/2"	60
G1698G-075-075	3/4"	3/4"	35
G1698G-100-100	1"	1"	30
G1698G-125-125	1 1/4"	1 1/4"	25
G1698G-150-150	1 1/2"	1 1/2"	9
G1698G-200-200	2"	2"	10
G1698G-250-250	2 1/2"	2 1/2"	9
G1698G-300-300	3"	3"	14
G1698G-400-400	4"	4"	6



## G0848G... GALVANIZED 45° ELBOW

G0848G-013-013	1/8"	1/8"	50
G0848G-025-025	1/4"	1/4"	30
G0848G-038-038	3/8"	3/8"	50
G0848G-050-050	1/2"	1/2"	50
G0848G-075-075	3/4"	3/4"	40
G0848G-100-100	1"	1"	20
G0848G-125-125	1 1/4"	1 1/4"	20
G0848G-150-150	1 1/2"	1 1/2"	10
G0848G-200-200	2"	2"	12
G0848G-250-250	2 1/2"	2 1/2"	6
G0848G-300-300	3"	3"	8
G0848G-400-400	4"	4"	6



## G1648M... BLACK 45° STREET ELBOW

G1648M-013-013	1/8"	1/8"	35
G1648M-025-025	1/4"	1/4"	75
G1648M-038-038	3/8"	3/8"	75
G1648M-050-050	1/2"	1/2"	75
G1648M-075-075	3/4"	3/4"	40
G1648M-100-100	1"	1"	25
G1648M-125-125	1 1/4"	1 1/4"	10
G1648M-150-150	1 1/2"	1 1/2"	10
G1648M-200-200	2"	2"	12
G1648M-250-250	2 1/2"	2 1/2"	12
G1648M-300-300	3"	3"	9
G1648M-400-400	4"	4"	6



## G0816M... BLACK BUSHING

	Largest End	
G0816M-025-*	1/4"	120
G0816M-038-*	3/8"	75
G0816M-050-*	1/2"	75
G0816M-075-*	3/4"	50
G0816M-100-*	1"	50
G0816M-125-*	1 1/4"	30
G0816M-150-*	1 1/2"	25
G0816M-200-*	2"	20
G0816M-250-*	2 1/2"	15
G0816M-300-*	3"	12
G0816M-400-*	4"	10
G0816M-500-*	5"	5
G0816M-600-*	6"	5
G0816M-800-*	8"	1



## G1648G... GALVANIZED 45° STREET ELBOW

G1648G-050-050	1/2"	1/2"	75
G1648G-075-075	3/4"	3/4"	40
G1648G-100-100	1"	1"	25
G1648G-125-125	1 1/4"	1 1/4"	10
G1648G-150-150	1 1/2"	1 1/2"	10
G1648G-200-200	2"	2"	12



## G0816G... GALVANIZED BUSHING

G0816G-025-*	1/4"	120
G0816G-038-*	3/8"	75
G0816G-050-*	1/2"	75
G0816G-075-*	3/4"	50
G0816G-100-*	1"	50
G0816G-125-*	1 1/4"	30
G0816G-150-*	1 1/2"	25
G0816G-200-*	2"	20
G0816G-250-*	2 1/2"	15
G0816G-300-*	3"	12
G0816G-400-*	4"	5
G0816G-600-*	6"	5



# MALLEABLE IRON COUPLINGS

**Part No.**      **Pipe Size**      **Pipe Size**      **Box Qty**

**G08T88M... BLACK TEE**

G08T88M-013-013	1/8"	1/8"	80
G08T88M-025-025	1/4"	1/4"	50
G08T88M-038-038	3/8"	3/8"	30
G08T88M-050-050	1/2"	1/2"	40
G08T88M-075-075	3/4"	3/4"	35
G08T88M-100-100	1"	1"	20
G08T88M-125-125	1 1/4"	1 1/4"	14
G08T88M-150-150	1 1/2"	1 1/2"	15
G08T88M-200-200	2"	2"	10
G08T88M-250-250	2 1/2"	2 1/2"	8
G08T88M-300-300	3"	3"	12
G08T88M-400-400	4"	4"	6
G08T88M-500-500	5"	5"	6
G08T88M-600-600	6"	6"	2



**Part No.**      **Pipe Size**      **Pipe Size**      **Box Qty**

**G08X88M... BLACK CROSS**

G08X88M-025-025	1/4"	1/4"	30
G08X88M-038-038	3/8"	3/8"	25
G08X88M-050-050	1/2"	1/2"	30
G08X88M-075-075	3/4"	3/4"	20
G08X88M-100-100	1"	1"	15
G08X88M-125-125	1 1/4"	1 1/4"	20
G08X88M-150-150	1 1/2"	1 1/2"	18
G08X88M-200-200	2"	2"	10
G08X88M-250-250	2 1/2"	2 1/2"	6
G08X88M-300-300	3"	3"	4
G08X88M-400-400	4"	4"	2



**G08T88G... GALVANIZED TEE**

G08T88G-013-013	1/8"	1/8"	80
G08T88G-025-025	1/4"	1/4"	50
G08T88G-038-038	3/8"	3/8"	30
G08T88G-050-050	1/2"	1/2"	40
G08T88G-075-075	3/4"	3/4"	35
G08T88G-100-100	1"	1"	20
G08T88G-125-125	1 1/4"	1 1/4"	14
G08T88G-150-150	1 1/2"	1 1/2"	15
G08T88G-200-200	2"	2"	10
G08T88G-250-250	2 1/2"	2 1/2"	8
G08T88G-300-300	3"	3"	12
G08T88G-400-400	4"	4"	6



**G08X88G... GALVANIZED CROSS**

G08X88G-025-025	1/4"	1/4"	30
G08X88G-038-038	3/8"	3/8"	25
G08X88G-050-050	1/2"	1/2"	30
G08X88G-075-075	3/4"	3/4"	20
G08X88G-100-100	1"	1"	15
G08X88G-125-125	1 1/4"	1 1/4"	20
G08X88G-150-150	1 1/2"	1 1/2"	18
G08X88G-200-200	2"	2"	10
G08X88G-250-250	2 1/2"	2 1/2"	6
G08X88G-300-300	3"	3"	4



**G08T88M... BLACK REDUCING TEE**

**Largest End**

G08T88M-038-*	3/8"		
G08T88M-050-*	1/2"		
G08T88M-075-*	3/4"		
G08T88M-100-*	1"		
G08T88M-125-*	1 1/4"		
G08T88M-150-*	1 1/2"		
G08T88M-200-*	2"		
G08T88M-250-*	2 1/2"		
G08T88M-300-*	3"		
G08T88M-400-*	4"		



**G0808MU... BLACK UNION**

G0808MU-013-013	1/8"	1/8"	20
G0808MU-025-025	1/4"	1/4"	20
G0808MU-038-038	3/8"	3/8"	20
G0808MU-050-050	1/2"	1/2"	50
G0808MU-075-075	3/4"	3/4"	35
G0808MU-100-100	1"	1"	20
G0808MU-125-125	1 1/4"	1 1/4"	15
G0808MU-150-150	1 1/2"	1 1/2"	10
G0808MU-200-200	2"	2"	6
G0808MU-250-250	2 1/2"	2 1/2"	8
G0808MU-300-300	3"	3"	7
G0808MU-400-400	4"	4"	7



**G08T88G... GALVANIZED REDUCING TEE**

G08T88G-038-*	3/8"		
G08T88G-050-*	1/2"		
G08T88G-075-*	3/4"		
G08T88G-100-*	1"		
G08T88G-125-*	1 1/4"		
G08T88G-150-*	1 1/2"		
G08T88G-200-*	2"		
G08T88G-250-*	2 1/2"		
G08T88G-300-*	3"		
G08T88G-400-*	4"		



**G0808GU... GALVANIZED UNION**

G0808GU-013-013	1/8"	1/8"	20
G0808GU-025-025	1/4"	1/4"	20
G0808GU-038-038	3/8"	3/8"	20
G0808GU-050-050	1/2"	1/2"	50
G0808GU-075-075	3/4"	3/4"	35
G0808GU-100-100	1"	1"	20
G0808GU-125-125	1 1/4"	1 1/4"	15
G0808GU-150-150	1 1/2"	1 1/2"	10
G0808GU-200-200	2"	2"	6
G0808GU-250-250	2 1/2"	2 1/2"	8
G0808GU-300-300	3"	3"	7
G0808GU-400-400	4"	4"	7



\* Specify small end pipe size when ordering.

# MALLEABLE IRON CAPS, PLUGS & FLANGES

Part No.	Pipe Size	Box Qty
<b>G0800M...BLACK CAP</b>		
G0800M-013	1/8"	120
G0800M-025	1/4"	80
G0800M-038	3/8"	60
G0800M-050	1/2"	75
G0800M-075	3/4"	40
G0800M-100	1"	35
G0800M-125	1 1/4"	25
G0800M-150	1 1/2"	25
G0800M-200	2"	18
G0800M-250	2 1/2"	28
G0800M-300	3"	21
G0800M-400	4"	7
G0800M-500	5"	7
G0800M-600	6"	2

Part No.	Pipe Size	Box Qty
<b>G0800G...GALVANIZED CAP</b>		
G0800G-013	1/8"	120
G0800G-025	1/4"	80
G0800G-038	3/8"	60
G0800G-050	1/2"	75
G0800G-075	3/4"	40
G0800G-100	1"	35
G0800G-125	1 1/4"	25
G0800G-150	1 1/2"	25
G0800G-200	2"	18
G0800G-250	2 1/2"	28
G0800G-300	3"	21
G0800G-400	4"	7

Part No.	Pipe Size	Box Qty
<b>G1600M...BLACK PLUG</b>		
G1600M-013	1/8"	300
G1600M-025	1/4"	150
G1600M-038	3/8"	100
G1600M-050	1/2"	50
G1600M-075	3/4"	30
G1600M-100	1"	20
G1600M-125	1 1/4"	40
G1600M-150	1 1/2"	30
G1600M-200	2"	20
G1600M-250	2 1/2"	16
G1600M-300	3"	16
G1600M-400	4"	8
G1600M-500	5"	4
G1600M-600	6"	4

Part No.	Pipe Size	Box Qty
<b>G1600G...GALVANIZED PLUG</b>		
G1600G-013	1/8"	300
G1600G-025	1/4"	150
G1600G-038	3/8"	100
G1600G-050	1/2"	50
G1600G-075	3/4"	30
G1600G-100	1"	20
G1600G-125	1 1/4"	40
G1600G-150	1 1/2"	30
G1600G-200	2"	20
G1600G-250	2 1/2"	16
G1600G-300	3"	16
G1600G-400	4"	8

Part No.	Pipe Size	Box Qty
----------	-----------	---------

## G0819FF... BLACK FLOOR FLANGE

G0819FF-038	3/8"	75
G0819FF-050	1/2"	50
G0819FF-075	3/4"	45
G0819FF-100	1"	30
G0819FF-125	1 1/4"	30
G0819FF-150	1 1/2"	24
G0819FF-200	2"	16



Part No.	Pipe Size	Box Qty
----------	-----------	---------

## G0819GFF... GALVANIZED FLOOR FLANGE

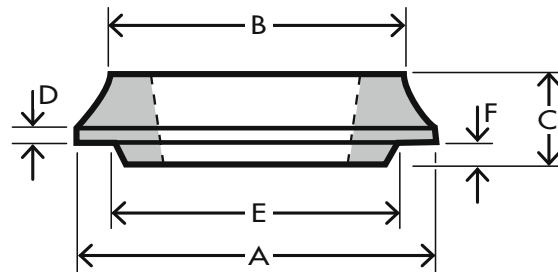
G0819GFF-038	3/8"	75
G0819GFF-050	1/2"	50
G0819GFF-075	3/4"	45
G0819GFF-100	1"	30
G0819GFF-125	1 1/4"	30
G0819GFF-150	1 1/2"	24
G0819GFF-200	2"	16



These forged weld-in flanges meet ASTM A105 and A181-60 specifications for welding in carbon steel piping applications.

## G0819M... PIPE SCULLY FLANGE

Part No.	Pipe Size	Dimensions					
		A	B	C	D	E	F
G0819M-025	1/4"	1 1/2"	1"	1/2"	3/32"	21/32"	1/8"
G0819M-038	3/8"	1 5/8"	1 1/16"	1/2"	3/32"	31/32"	1/8"
G0819M-050	1/2"	1 13/16"	1 3/16"	19/32"	3/32"	1 5/32"	5/32"
G0819M-075	3/4"	2 1/16"	1 7/16"	21/32"	3/32"	1 11/32"	5/32"
G0819M-100	1"	2 5/16"	1 3/4"	3/4"	3/32"	1 23/32"	3/16"
G0819M-125	1 1/4"	2 11/16"	2 1/8"	3/4"	3/32"	1 15/16"	3/16"
G0819M-150	1 1/2"	3 1/32"	2 3/8"	3/4"	3/32"	2 5/16"	3/16"
G0819M-200	2"	3 1/2"	2 7/8"	1 3/16"	3/32"	2 11/16"	3/16"
G0819M-250	2 1/2"	4 1/16"	3 5/16"	1"	3/32"	3 3/16"	3/16"
G0819M-300	3"	4 5/8"	3 15/16"	1"	3/32"	3 11/16"	3/16"
G0819M-400	4"	5 13/16"	4 15/16"	1 1/8"	1/8"	4 3/4"	3/16"



# GROOVED PIPE COUPLINGS

Grooved pipe couplings are used to join pipes after grooves have been applied with a roll-grooving machine such as a RIDGID 918. When installing couplings always lubricate the gasket exterior and lip as well as the inside of the coupling to avoid pinching the gasket. Stretch the gasket over the pipe ends then place the coupling segments over the gasket and fasten the nuts and bolts. Tighten until there is metal to metal contact on the bolt pads, then tighten another 1/4 to 1/2 turn.

CRN numbers for grooved fittings are available on request. Maximum working pressures are based on a 3:1 safety factor, but may be affected by pipe wall thickness, material, and type of groove. Grooved couplings are suitable for vacuum service up to 10" Hg

Other gasket materials are available.

For grooved pipe assembly lubricant see G38-GL2 Groove Lube in the accessories section at the end of this catalog.


Part No.	Pipe Size	Max. Working Pressure
----------	-----------	-----------------------

### G38HDPE... HEAVY DUTY HDPE PIPE COUPLING

For HDPE pipe coupling applications. Please note, since the working pressure of G38HDPE is much greater than HDPE pipe, working pressures of the system are governed by the pipe and can vary based on composition, wall thickness and service temperatures.

#### With EPDM gasket

G38HDPE-400	4"
G38HDPE-600	6"
G38HDPE-800	8"



### G38VHDPE... HEAVY DUTY GROOVED HDPE TRANSITION COUPLING

For connecting HDPE pipe or fittings to grooved end steel pipe. Please note, since the working pressure of G38VHDPE is much greater than HDPE pipe, working pressures of the system are governed by the pipe and can vary based on composition, wall thickness and service temperatures.

#### With EPDM gasket

G38VHDPE-400	4"
G38VHDPE-600	6"
G38VHDPE-800	8"



### G38V... HEAVY DUTY RIGID GROOVED COUPLING

For general piping applications where rigidity is required. Commonly referred to as a Style 07 coupling.

#### With EPDM gasket

G38V-150	1 1/2"	750 psi
G38V-200	2"	750
G38V-250	2 1/2"	750
G38V-300	3"	750
G38V-400	4"	750
G38V-500	5"	750
G38V-600	6"	700
G38V-800	8"	400
G38V-1000	10"	400



#### With Grade T Nitrile gasket

G38VT-200	2"	750 psi
G38VT-300	3"	750
G38VT-400	4"	750
G38VT-600	6"	700

Part No.	Pipe Size	Max. Working Pressure
----------	-----------	-----------------------

### G38VF... HEAVY DUTY FLEXIBLE GROOVED COUPLING

For general piping applications where flexibility is required to deal with misalignment, distortion, thermal stress, and vibration. Also called Style 77 coupling.

#### With EPDM gasket

G38VF-200	2"	1000 psi
G38VF-300	3"	1000
G38VF-400	4"	1000
G38VF-600	6"	1000



#### With Grade T Nitrile gasket

G38VFT-200	2"	1000 psi
G38VFT-300	3"	1000
G38VFT-400	4"	1000
G38VFT-600	6"	1000

### G38VQ... HINGED LEVER COUPLING

For moderate pressure piping systems where quick connection and disconnection are required. Use of the split pin prevents accidental opening. Also referred to as a Style 78 coupling.

#### With EPDM gasket

G38VQ-200	2"	300 psi
G38VQ-300	3"	300
G38VQ-400	4"	300
G38VQ-600	6"	300



#### With Grade T Nitrile gasket

G38VQT-200	2"	300 psi
G38VQT-300	3"	300
G38VQT-400	4"	300
G38VQT-600	6"	300

### G38VX... EPDM GASKET FOR GROOVED COUPLINGS

Green stripe for water service

Temperature range: -34°C (-29°F) to 110°C (230°F)

G38VX-150	1 1/2"
G38VX-200	2"
G38VX-250	2 1/2"
G38VX-300	3"
G38VX-400	4"

G38VX-500	5"
G38VX-600	6"



### G38VXT... NITRILE GASKET FOR GROOVED COUPLINGS

Orange stripe for petroleum service

Temperature range: -29°C (-20°F) to 82°C (180°F) (water service maximum 65°C (150°F))

G38VXT-150	1 1/2"
G38VXT-200	2"
G38VXT-250	2 1/2"
G38VXT-300	3"
G38VXT-400	4"

G38VXT-500	5"
G38VXT-600	6"



### G0819V 150# ANSI FLANGE ADAPTER FOR GROOVED PIPE

Allows for direct connection to grooved pipe end. Cross referenced as a Style 741 adapter.

G0819V-200	2"	300 psi
G0819V-300	3"	300
G0819V-400	4"	300
G0819V-600	6"	300



# GROOVED PIPE COUPLINGS

**Part No.** **Pipe Size**

## G0898V... GROOVED 90° ELBOW

This short radius elbow is also called a No. 10 style elbow.

G0898V-200-200	2"
G0898V-300-300	3"
G0898V-400-400	4"
G0898V-600-600	6"



## G0898VL... GROOVED LONG RADIUS 90° ELBOW

The long radius elbow is often referred to as a No. 100 style elbow

G0898VL-200-200	2"
G0898VL-300-300	3"
G0898VL-400-400	4"
G0898VL-600-600	6"



## G0848V... GROOVED 45° ELBOW

Short radius elbow also referred to as a No. 11 elbow

G0848V-200-200	2"
G0848V-300-300	3"
G0848V-400-400	4"
G0848V-600-600	6"



**Part No.** **Pipe Size**

## G0848VL... GROOVED LONG RADIUS 45° ELBOW

Also known as a No. 110 elbow

G0848VL-200-200	2"
G0848VL-300-300	3"
G0848VL-400-400	4"
G0848VL-600-600	6"



## G08T88V... GROOVED TEE

Also known as a No. 20 tee.

G08T88V-200-200	2"
G08T88V-300-300	3"
G08T88V-400-400	4"
G08T88V-600-600	6"



## G1616V... SCHEDULE 40 NPT THREADED NIPPLE ADAPTER FOR GROOVED PIPE

Also known as a No. 40 nipple.

	Pipe Size	Length
G1616V-200X4	2"	4"
G1616V-300X4	3"	4"
G1616V-400X6	4"	6"
G1616V-600X6	6"	6"
G1616V-800X6	8"	6"



## G0808V... GROOVED REDUCING COUPLING

Also known as a No. 50 Concentric Reducer

	Pipe Size	Pipe Size
G0808V-400-300	4"	3"
G0808V-600-400	6"	4"
G0808V-800-600	8"	6"



## G0800V... GROOVED CAP

Also known as a No. 60 cap.

G0800V-200	2"
G0800V-300	3"
G0800V-400	4"
G0800V-600	6"





# STEEL FLANGES

Part No.	Flange Size	Flange Diameter	Pipe Size	Bolt Holes
----------	-------------	-----------------	-----------	------------

## G0819RF... RAISED FACE THREADED FLANGE

These flanges are made from forged steel and meet 150lb ANSI specifications. They feature NPT female pipe threads for easy attachment, but can be welded to the pipe for critical and leak-proof sealing. Welding is preferred, especially in larger sizes. Type 316 Stainless Steel also available.



G0819RF-200	2"	6"	2"	4
G0819RF-250	2½"	7"	2½"	4
G0819RF-300	3"	7½"	3"	4
G0819RF-400	4"	9"	4"	8
G0819RF-500	5"	10"	5"	8
G0819RF-600	6"	11"	6"	8
G0819RF-800	8"	13½"	8"	8
G0819RF-1000	10"	16"	10"	12
G0819RF-1200	12"	19"	12"	12

## G0819SSRF... STAINLESS STEEL RAISED FACE THREADED FLANGE




G0819SSRF-200	2"	6"	2"	4
G0819SSRF-300	3"	7½"	3"	4
G0819SSRF-400	4"	9"	4"	8

Ring gaskets are designed to be used with raised face flanges. G0019FG Fibre Ring Gaskets are asbestos free and acceptable for use with water, steam, oil, and gas up to a maximum of 300°C. When choosing the correct gasket for your application, be sure to consider temperature, pressure, and connection type.

Part No.	Flange Size	Thickness
----------	-------------	-----------

## G0019FG... FIBRE RING GASKET (Asbestos Free)

G0019FG-200	2"	0.12"
G0019FG-250	2½"	0.12"
G0019FG-300	3"	0.12"
G0019FG-400	4"	0.12"
G0019FG-500	5"	0.12"
G0019FG-600	6"	0.12"
G0019FG-800	8"	0.12"



## G0019MG... METAL RING GASKET

G0019MG-200	2"
G0019MG-250	2½"
G0019MG-300	3"
G0019MG-400	4"
G0019MG-500	5"
G0019MG-600	6"
G0019MG-800	8"



## G0019RG... RED RUBBER FLANGE GASKET

Flange gaskets are designed to be used with flat face flanges. Our Red Silicone Flange Gaskets are weather resistant, non-toxic, and feature a wide working temperature range. These gaskets are commonly found in dewatering applications but are acceptable for use in a variety of industrial applications. When selecting a gasket, always confirm material compatibility with product being conveyed.

G0019RG-300	3"	0.13"
G0019RG-400	4"	0.13"
G0019RG-500	5"	0.13"
G0019RG-600	6"	0.13"
G0019RG-800	8"	0.13"
G0019RG-1000	10"	0.13"
G0019RG-1200	12"	0.13"



# HAMMER UNIONS

Hammer lock unions are available in a variety of working pressures, and with metal seals or with various elastomeric seals. Only the most commonly stocked hammer unions are listed here. Please contact us for other configurations and working pressures.



Part No.	Pipe Size	Length	Nut Radius
----------	-----------	--------	------------

## G0808HLU-F200

Figure 200 unions are recommended where working pressures\* do not exceed 2000 psi. They are popular for low pressure rig piping. Nuts are ductile iron up to 2½" and steel in larger sizes. Bodies are forged steel to 4" and cast steel above 4".

G0808HLU-F200-100	1"	2 <sup>19</sup> / <sub>32</sub> "	1 <sup>15</sup> / <sub>32</sub> "
G0808HLU-F200-150	1½"	2 <sup>29</sup> / <sub>32</sub> "	2 <sup>13</sup> / <sub>32</sub> "
G0808HLU-F200-200	2"	3 <sup>1</sup> / <sub>4</sub> "	2 <sup>29</sup> / <sub>32</sub> "
G0808HLU-F200-300	3"	4 <sup>17</sup> / <sub>32</sub> "	4 <sup>1</sup> / <sub>4</sub> "
G0808HLU-F200-400	4"	4 <sup>15</sup> / <sub>32</sub> "	5"

## G0808HLU-F602

Figure 602 units are rated to 6000 psi and have a nitrile seal ring to improve the steel to steel seating. The nuts and bodies are all forged steel except 4" bodies are alloy steel.

G0808HLU-F602-100	1"	3 <sup>17</sup> / <sub>32</sub> "	2 <sup>5</sup> / <sub>32</sub> "
G0808HLU-F602-200	2"	5 <sup>1</sup> / <sub>4</sub> "	3 <sup>3</sup> / <sub>4</sub> "
G0808HLU-F602-300	3"	6 <sup>1</sup> / <sub>4</sub> "	4 <sup>1</sup> / <sub>2</sub> "
G0808HLU-F602-400	4"	8 <sup>1</sup> / <sub>4</sub> "	5 <sup>1</sup> / <sub>4</sub> "

## G0808HLU-F1502

Figure 1502 units are typically used in extreme applications such as Kelly Hose service

G0808HLU-F1502-200	2"	7"	4"
--------------------	----	----	----

### Replacement Parts

G0808HLU-F1502-200	Hammer nut
G0008HLU-F1502-200	Elastomeric seal

\*All pressures are based on non-shock cold working pressure

The following chart may assist users in determining the correct hammer union for their application:

Figure Number	Pressure Rating (psi)				Colour			Notes
	Standard Service		Sour Gas Service		Nut	Sub ends		
	Cold Working	Test	Cold Working	Test				
100	1000	1500	N/A	N/A	black	yellow	Low pressure for manifold and general service	
200	2000	3000	N/A	N/A	blue	gray	General purpose union	
206	2000	3000	N/A	N/A	blue	gray	O-ring in seat for improved sealing and extended life	
207	2000	3000	N/A	N/A	blue	gray	Blanking end with o-ring seal	
400 up to 4"	4000	6000	4000	6000	black	red	4000 psi up to 4" mainly for manifold pumping and mud	
400 above 4"	2500	3750	2500	3750	black	red	2500 psi in larger sizes	
602	6000	6000	6000	9000	black	orange	Elastomer seal, for higher pressure manifold and mud	
1002	10000	15000	7500	11250	red	blue	Elastomer seal, often used in fracturing & cementing	
1003	10000	15000	7500	11250	black	green	Ball seat & o-ring allows up to 7½° misalignment	
1502	15000	22500	10000	15000	blue	red	Elastomer seal for extreme pressure applications	

## WARNING

Never assemble any combination of male sub, wing nut, or segments that are not absolutely positively identified and assured to be all parts are identical in figure number, size, and pressure rating. Mismatched components will result in hazardous connections that can result in catastrophic failure. Hammer lock union components that cannot be positively identified must never be used.

Never expose standard service products to sour gas fluids.

# FORGED ALUMINUM & STEEL FITTINGS

Note: Aluminum threads are particularly susceptible to galling (cold welding) during assembly. Galling occurs as a result of heat from friction and pressure during assembly. To minimize galling, use a Teflon based thread tape or sealant.

Merchant couplings are also known as wrought iron couplings, but are actually made from merchant steel according to ASTM A865. The female threads are NPS straight tapped to 2" and taper tapped in larger sizes. Standard couplings are black steel dipped in rust preventative up to 2" and phosphate coated in larger sizes. Deep chamfers allow for easy assembly. Half couplings are chamfered at one end only.

## G0808A... ALUMINUM PIPE COUPLING

These pipe couplings are machined from 6061-T6 aluminum alloy.

Part No.	Pipe Size
G0808A-025-025	1/4"
G0808A-038-038	3/8"
G0808A-050-050	1/2"
G0808A-075-075	3/4"
G0808A-100-100	1"
G0808A-125-125	1 1/4"
G0808A-150-150	1 1/2"
G0808A-200-200	2"
G0808A-250-250	2 1/2"
G0808A-300-300	3"



## FORGED STEEL FITTINGS

Forged carbon steel fittings conform to ASME B16.11 and ASTM A 105 for chemical and mechanical properties. Dimensions are to ASME B16.11 except 1/8" are larger than the ASME specification. For ratings purposes, 3000 psi threaded fittings compare to Schedule 160 pipe. The fittings shown here are all threaded 3000 psi series. Tees, elbows, and shapes are available on special order, as are socket weld fittings and 6000 psi patterns.

Part No.	Pipe Size	Outside Diameter	Length
----------	-----------	------------------	--------

## G0808XH... 3000 psi FORGED STEEL COUPLINGS

G0808XH-013	1/8"	0.750"	1 1/4"
G0808XH-025	1/4"	0.750"	1 3/8"
G0808XH-038	3/8"	0.875"	1 1/2"
G0808XH-050	1/2"	1.125"	1 7/8"
G0808XH-075	3/4"	1.375"	2"
G0808XH-100	1"	1.750"	2 3/8"
G0808XH-125	1 1/4"	2.250"	2 5/8"
G0808XH-150	1 1/2"	2.500"	3 1/8"
G0808XH-200	2"	3.000"	3 3/8"
G0808XH-250	2 1/2"	3.625"	3 5/8"
G0808XH-300	3"	4.250"	4 1/4"



## G0008XH... 3000 psi FORGED HALF-COUPLINGS

G0008XH-013	1/8"	0.750"	5/8"
G0008XH-025	1/4"	0.750"	9/16"
G0008XH-038	3/8"	0.875"	3/4"
G0008XH-050	1/2"	1.125"	15/16"
G0008XH-075	3/4"	1.375"	1"
G0008XH-100	1"	1.750"	1 3/16"
G0008XH-125	1 1/4"	2.250"	1 5/16"
G0008XH-150	1 1/2"	2.500"	1 9/16"
G0008XH-200	2"	3.000"	1 11/16"
G0008XH-300	3"	4.250"	2 1/8"
G0008XH-400	4"	5.500"	2 3/8"



Part No.	Pipe Size	Outside Diameter	Length
----------	-----------	------------------	--------

## G0808MC... MERCHANT COUPLINGS

G0808MC-013	1/8"	0.563"	1 3/16"
G0808MC-025	1/4"	0.719"	1 3/16"
G0808MC-038	3/8"	0.875"	1 3/16"
G0808MC-050	1/2"	1.063"	1 9/16"
G0808MC-075	3/4"	1.313"	1 5/8"
G0808MC-100	1"	1.576"	2"
G0808MC-125	1 1/4"	1.900"	2 1/16"
G0808MC-150	1 1/2"	2.200"	2 1/16"
G0808MC-200	2"	2.750"	2 1/8"
G0808MC-250	2 1/2"	3.250"	3 1/8"
G0808MC-300	3"	4.000"	3 1/4"
G0808MC-400	4"	5.000"	3 1/2"
G0808MC-600	6"	7.390"	4"



## G0008MC... MERCHANT HALF-COUPLINGS

G0008MC-025	1/4"	0.719"	1 7/32"
G0008MC-038	3/8"	0.875"	1 7/32"
G0008MC-050	1/2"	1.063"	2 2/32"
G0008MC-075	3/4"	1.313"	3/4"
G0008MC-100	1"	1.576"	1 5/16"
G0008MC-125	1 1/4"	1.900"	3 1/32"
G0008MC-150	1 1/2"	2.200"	3 1/32"
G0008MC-200	2"	2.750"	1"
G0008MC-300	3"	4.000"	1 9/16"
G0008MC-400	4"	5.000"	1 11/16"





## STAINLESS STEEL PIPE NIPPLES

These Type 316 stainless steel pipe nipples are Schedule 40. Other sizes and types are available on special order.

Part No.	Pipe Size	Length
G1616SS-013XC	1/8"	Close
G1616SS-013X2	1/8"	2"
G1616SS-025XC	1/4"	Close
G1616SS-025X1.5	1/4"	1 1/2"
G1616SS-025X2	1/4"	2"
G1616SS-025X3	1/4"	3"
G1616SS-025X4	1/4"	4"
G1616SS-025X6	1/4"	6"
G1616SS-038XC	3/8"	Close
G1616SS-038X1.5	3/8"	1 1/2"
G1616SS-038X2	3/8"	2"
G1616SS-038X3	3/8"	3"
G1616SS-038X6	3/8"	6"
G1616SS-050XC	1/2"	Close
G1616SS-050X1.5	1/2"	1 1/2"
G1616SS-050X2	1/2"	2"
G1616SS-050X3	1/2"	3"
G1616SS-050X4	1/2"	4"
G1616SS-050X6	1/2"	6"
G1616SS-075XC	3/4"	Close
G1616SS-075X2	3/4"	2"
G1616SS-075X3	3/4"	3"
G1616SS-075X4	3/4"	4"
G1616SS-075X6	3/4"	6"
G1616SS-075X8	3/4"	8"
G1616SS-100XC	1"	Close
G1616SS-100X2	1"	2"
G1616SS-100X3	1"	3"
G1616SS-100X4	1"	4"
G1616SS-100X5	1"	5"
G1616SS-100X6	1"	6"
G1616SS-100X8	1"	8"
G1616SS-125XC	1 1/4"	Close
G1616SS-125X2	1 1/4"	2"
G1616SS-125X3	1 1/4"	3"
G1616SS-125X4	1 1/4"	4"
G1616SS-125X6	1 1/4"	6"
G1616SS-125X8	1 1/4"	8"
G1616SS-150XC	1 1/2"	Close
G1616SS-150X2	1 1/2"	2"
G1616SS-150X3	1 1/2"	3"
G1616SS-150X4	1 1/2"	4"
G1616SS-150X5	1 1/2"	5"
G1616SS-150X6	1 1/2"	6"
G1616SS-150X8	1 1/2"	8"
G1616SS-200XC	2"	Close
G1616SS-200X2.5	2"	2 1/2"
G1616SS-200X3	2"	3"
G1616SS-200X4	2"	4"
G1616SS-200X5	2"	5"
G1616SS-200X6	2"	6"
G1616SS-200X8	2"	8"
G1616SS-250XC	2 1/2"	Close
G1616SS-300XC	3"	Close
G1616SS-300X4	3"	4"
G1616SS-400XC	4"	Close
G1616SS-400X6	4"	6"



## STAINLESS STEEL HEX NIPPLES

These hex nipples are commonly used in low pressure marine and chemical applications and are not suited for high pressure hydraulic applications.

Part No.	Pipe Size
----------	-----------

### G1616SSH... LOW PRESSURE STAINLESS STEEL HEX NIPPLE

G1616SSH-013-013	1/8"
G1616SSH-025-025	1/4"
G1616SSH-038-038	3/8"
G1616SSH-050-050	1/2"
G1616SSH-075-075	3/4"
G1616SSH-100-100	1"
G1616SSH-125-125	1 1/4"
G1616SSH-150-150	1 1/2"
G1616SSH-200-200	2"



## STAINLESS STEEL HOSE & SANITARY FITTINGS

For some marine fuel line and chemical applications, stainless hose fittings are preferred over brass or nylon. These parts are machined from Type 316 stainless.


Part No.	Pipe Size	Hose Size
----------	-----------	-----------

### G21SS... STAINLESS HOSE BARBS

G21SS-013-025	1/8"	1/4"
G21SS-025-025	1/4"	1/4"
G21SS-025-038	1/4"	3/8"
G21SS-025-050	1/4"	1/2"
G21SS-038-025	3/8"	1/4"
G21SS-038-038	3/8"	3/8"
G21SS-038-050	3/8"	1/2"
G21SS-050-038	1/2"	3/8"
G21SS-050-050	1/2"	1/2"
G21SS-050-063	1/2"	5/8"
G21SS-050-075	1/2"	3/4"
G21SS-075-075	3/4"	3/4"
G21SS-100-100	1"	1"



For Stainless Steel Combination Nipples and Stainless Steel Hose Menders, please see Section 2 of this catalog.



# STAINLESS STEEL HOSE & SANITARY FITTINGS

We stock G65SS stainless steel cam-locks and various stainless steel valves listed in other sections of this catalog. The following section covers fittings used primarily in the food processing industry.

There are a dozen or more designs of sanitary fittings that have been developed independently around the world. The two most common in our market area seem to be:

- Clamp Fittings, also referred to as Tri-Clamp or Tri-Clover fittings which use a clamp and a gasket to join two identical flange fittings
- Threaded Bevel Seat Fittings, which use an Acme threaded nut to make a metal to metal joint between a plain connector and a threaded connector

Note: users may run into unusual sanitary fitting designs, especially on imported machinery. Listed here are the more common configurations of the two most common styles; Clamp Style and Threaded Bevel Seat Style.

Other types that appear less commonly include:

- I-Line Fittings, which use a clamp and a gasket to join a male face flange to a female face flange
- Q-Line Fittings, which use an I-Line clamp but to join two matching flanges
- John Pery Fittings, which are similar to Bevel Seat, but have a different sealing profile
- APC Fittings, which use standard clamps that can couple two matching flanges with a gasket but can couple a flange to a threaded male using an Acme nut
- DIN11851 Imperial Fittings, a European style bevel seat fitting with a rounded thread form
- RJT Ring Joint Type Fittings, another European style with a British Witworth thread
- SMS Couplings with a six slotted nut and rounded thread form.

Part No.	Fitting Size	Hose Size	Length
----------	--------------	-----------	--------

## G53... CRIMP STYLE HOSE SHANK T316SS

G53-100	1½"	1"	
G53-150	1½"	1½"	
G53-200	2"	2"	
G53-300	3"	3"	



## G53L... LONG BREWERY HOSE SHANK T304SS

G53L-100	1½"	1"	3.50"
G53L-150	1½"	1½"	5.00"
G53L-200	2"	2"	5.00"



## G53S... SHORT HOSE SHANK T304SS

For gravity or suction service only

G53S-100	1½"	1"	1.69"
G53S-150	1½"	1½"	1.69"
G53S-200	2"	2"	2.31"



## G53C... SINGLE PIN CLAMP WITH CROSS HOLE NUT T304SS

G53C-150	1" & 1½"
G53C-200	2"
G53C-250	2½"
G53C-300	3"
G53C-400	4"



Part No.	Fitting Size
----------	--------------

## G53CSN... SINGLE PIN CLAMP WITH SERRATED NUT T304SS

G53CSN-150	1" & 1½"
G53CSN-200	2"



## G53CB... BOLT CLAMP FOR HIGH TEMPERATURES T304SS

G53CB-150	1" & 1½"
G53CB-200	2"



## G53G... BLACK FOOD GRADE NITRILE (BUNA-N) GASKET

G53G-150	1" & 1½"
G53G-200	2"
G53G-250	2½"
G53G-300	3"
G53G-400	4"



## G53GS... WHITE SILICONE GASKET

G53GS-150	1" & 1½"
G53GS-200	2"
G53GS-300	3"




Note: For higher temperatures we prefer a silicone gasket. Teflon gaskets are also available, but do not seal as well and should not be used with bolt clamps.

## STAINLESS STEEL HOSE & SANITARY FITTINGS

Part No.	Fitting Size	Hose Size
----------	--------------	-----------

### G54... BEVEL SEAT HOSE SHANK T316SS

G54-150	1½"	1½"
G54-200	2"	2"



### G54N... ACME THREAD NUT T304SS

G54N-150	1½"
G54N-200	2"



### G54G... BLACK FOOD GRADE NITRILE (BUNA-N) GASKET

G54G-150	1½"
G54G-200	2"



### G54GT... WHITE TEFLON® GASKET

G54GT-150	1½"
G54GT-200	2"



Note: Gaskets are not required for G54 series fittings, but can be used to aid sealing.

### G59... STAINLESS CRIMP FERRULES

**Note:** For use with G53 & G54 fittings only. Not for use with G53L or G53S.

	Hose O.D.	
	min.	max.
G59-100-144 1"	1.14"	1.44"
G59-100-153 1"	1.50"	1.53"
G59-100-163 1"	1.59"	1.63"
G59-150-208 1½"	2.03"	2.08"
G59-150-214 1½"	2.09"	2.14"
G59-150-227 1½"	2.22"	2.27"
G59-200-252 2"	2.47"	2.52"
G59-200-258 2"	2.53"	2.58"
G59-200-264 2"	2.59"	2.64"
G59-200-270 2"	2.66"	2.70"
G59-200-286 2"	2.81"	2.86"
G59-300-373 3"	3.68"	3.73"



## STAINLESS STEEL & SANITARY WELD ADAPTERS

Our weld adapters are manufactured from Type 304 stainless steel and comply with 3-A Sanitary Standards allowing you to customize these fittings to meet your needs.

Part No.	Fitting Size
----------	--------------

### G5090BW... 90° WELD ELBOW

G5090BW-100-100	1"
G5090BW-150-150	1½"
G5090BW-200-200	2"
G5090BW-300-300	3"



### G50TBW... WELD TEE

G50TBW-100-100	1"
G50TBW-150-150	1½"
G50TBW-200-200	2"
G50TBW-300-300	3"



### G53WL... LONG WELD CLAMP END

G53WL-100	1"
G53WL-150	1½"
G53WL-200	2"
G53WL-300	3"



### G53WS... SHORT WELD CLAMP END

G53WS-100	1"
G53WS-150	1½"
G53WS-200	2"
G53WS-300	3"



# STAINLESS STEEL & SANITARY CLAMP ADAPTERS

Our sanitary clamp adapters are manufactured from Type 304 stainless steel and comply with 3-A Sanitary Standards\*. Primarily found in breweries, wineries, and dairies, the easy-to-clean nature of these fittings makes them perfect for any sanitary application.

\*Note: G53M, G53F, and G53FS NPT Adapters do not comply with 3-A Sanitary Standards.

Part No.	Fitting Size	Reduced Size
----------	--------------	--------------

### G5353C... CONCENTRIC REDUCER

G5353C-200-150	2"	1½"
G5353C-250-200	2½"	2"
G5353C-300-200	3"	2"



### G5353E... ECCENTRIC REDUCER

G5353E-200-150	2"	1½"
G5353E-250-200	2½"	2"
G5353E-300-200	3"	2"



### G5343... 45° ELBOW

G5343-150-150	1½"
G5343-200-200	2"
G5343-300-300	3"



### G5393... 90° ELBOW

G5393-150-150	1½"
G5393-200-200	2"
G5393-300-300	3"



### G53F... FEMALE NPT ADAPTER

	Fitting Size	Pipe Size
G53F-150-050	1½"	1/2"
G53F-150-075	1½"	3/4"
G53F-150-100	1½"	1"
G53F-150-150	1½"	1½"
G53F-200-100	2"	1"
G53F-200-150	2"	1½"
G53F-200-200	2"	2"



### G53FS... COMPACT FEMALE NPT ADAPTER

G53FS-150-050	1½"	1/2"
G53FS-150-075	1½"	3/4"
G53FS-200-050	2"	1/2"
G53FS-200-075	2"	3/4"



Part No.	Fitting Size	Pipe Size
----------	--------------	-----------

### G53M... MALE NPT ADAPTER

G53M-150-075	1½"	3/4"
G53M-150-100	1½"	1"
G53M-150-150	1½"	1½"
G53M-200-100	2"	1"
G53M-200-150	2"	1½"
G53M-200-200	2"	2"



### G53T... TEE

G53T-150-150	1½"
G53T-200-200	2"
G53T-300-300	3"



### G53X... CROSS

G53X-150	1½"
G53X-200	2"



### G53CAP... CAP

G53CAP-150	1½"
G53CAP-200	2"
G53CAP-300	3"





## SIGHT GLASSES

Sight Glasses allow you to visually inspect your process lines and are used for tracking consistency, colour, and flow. Our Sight Glasses are made from Type 316 Stainless Steel, come complete with polycarbonate glass and white Nitrile (Buna-N) gaskets, and are available in both 1 1/2" and 2" tri-clamp sizes. They can easily be taken apart for sanitation, while replacement parts are available should you require them.

**Working Pressure:** 145 psi  
**Temperature Range:** -10°C (14°F) to 120°C (248°F).



**Part Number**      **Fitting Size**

### G53SG... IN-LINE SIGHT GLASS

G53SG-150      1 1/2"  
 G53SG-200      2"



### G53RGP... REPLACEMENT POLYCARBONATE GLASS

G53RGP-150      1 1/2"  
 G53RGP-200      2"



### G53RGB... REPLACEMENT BOROSILICATE GLASS

G53RGB-150      1 1/2"  
 G53RGB-200      2"



### G53SGX... REPLACEMENT GASKET

G53SGX-150      1 1/2"  
 G53SGX-200      2"



## SPRAY BALLS

Spray Balls are used in the food & beverage industry to easily clean inside tanks and pipes. Using high velocity water and chemicals when needed, tanks can be quickly sanitized resulting in less downtime and exposure to cleaning agents. Green Line carries two types of Spray Balls. Our Rotary Spray Balls come complete with 1 1/2" tri-clamp connection and are made from Type 304 Stainless Steel. They have stainless steel ball bearings to eliminate rust and feature a 360° spray pattern to clean any type of tank or vessel. Our Stationary Spray Balls are made from Type 316 Stainless Steel and feature a pin-style connection. They are available in three different configurations.

**Part Number**      **Fitting Size**      **Flow Rate (30 psi)**      **Spray Radius (30 psi)**

### G56SBX... 360° ROTARY STAINLESS SPRAY BALL

G56SBX-150      1 1/2"      70 GPM      78"



### G56SB-360... 360° STATIONARY STAINLESS SPRAY BALL

G56SB-360-150      1 1/2"      74 GPM      114"



### G56SB-180T... TOP 180° STATIONARY STAINLESS SPRAY BALL

G56SB-180T-150      1 1/2"      74 GPM      114"



### G56SB-180B... BOTTOM 180° STATIONARY STAINLESS SPRAY BALL

G56SB-180B-150      1 1/2"      74 GPM      114"



### G56SB-RK... REPLACEMENT PIN FOR STATIONARY SPRAY BALL

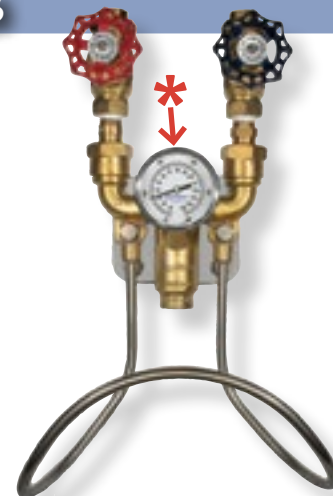
G56SB-RK      1 1/2"



## MIXING STATIONS

Specially designed to thoroughly blend hot and cold water instantly to achieve a consistent required temperature output, our mixing stations can be found in breweries, wineries, food processing plants, and just about anywhere washdown service is required. These mixing stations use a "Y" style body with check valves and ball joint unions for superior flexibility during installation and come complete with a mounting plate allowing for easy cleaning behind the unit. The included Type 304 stainless steel hose rack allows for easy washdown hose access and storage. Each unit is rated to 150 psi up to 93°C (200°F) and has the option of including a temperature gauge if required.

Not For Use With Steam. Some Assembly Required. Additional configurations available by special request including Type 304 Stainless Steel Construction or with Ball Valves.



**Part Number**      **Approximate Capacity**      **Working Pressure**      **Outlet Female NPT**      **Inlet Female NPT**      **Height**      **Dimensions Width**      **Depth**      **Weight**

### Brass construction with globe valves rated to 93°C (200°F)

3600M-B      75 ft of 3/4" I.D. hose      150 psi      3/4"      3/4"      19.9"      10.8"      9.5"      20 lb

\*Temperature Gauge shown is optional. Include by ordering Part No. 3600M-B-T

# SANDBLAST COUPLINGS

Sandblast couplings fit snugly over the cover of G722 sandblast hose and are fastened with screws into the hose carcass. The over-the-cover design allows unimpeded flow of the sand or glass beads, and minimizes coupling wear. Nozzle holders are threaded to accept sand nozzles, and female NPT adapters allow attachment to the machine. Couplings are aluminum or brass and come complete with natural rubber gaskets and screws.

Part No.	Hose I.D.	Hose O.D.	Pkg Qty
----------	-----------	-----------	---------

## G75... SANDBLAST COUPLING

G75-075	3/4"	1.50"	1
G75-100	1"	1.88"	1
G75-125	1 1/4"	2.16"	1
G75-150	1 1/2"	2.38"	1



## G75B... BRASS SANDBLAST COUPLING

G75B-075	3/4"	1.50"	1
G75B-100	1"	1.88"	1
G75B-125	1 1/4"	2.16"	1
G75B-150	1 1/2"	2.38"	1



Part No.	Hose I.D.	Hose O.D.	Pkg Qty
----------	-----------	-----------	---------

## G72... NOZZLE HOLDER

G72-075	3/4"	1.50"	1
G72-100	1"	1.88"	1
G72-125	1 1/4"	2.16"	1
G72-150	1 1/2"	2.38"	1



## G72B... BRASS NOZZLE HOLDER

G72B-075	3/4"	1.50"	1
G72B-100	1"	1.88"	1
G72B-125	1 1/4"	2.16"	1
G72B-150	1 1/2"	2.38"	1



## G72M... MALE NPT HOSE END

G72M-050	1/2"	1.06"	1
----------	------	-------	---



## G77... FEMALE NPT ADAPTER

	Pipe Size	
G77-125	1 1/4"	1
G77-150	1 1/2"	1



## G77B... BRASS FEMALE NPT ADAPTER

G77B-125	1 1/4"	1
G77B-150	1 1/2"	1



## G78... GASKET

G78	1 1/4"	10
-----	--------	----



## ABRASIVE MATERIAL FITTINGS

### RHINO EXTERNAL SPLIT FLANGE COUPLINGS

Rhino flanges are sold as sets since the two halves are not identical or interchangeable. They are designed specifically for G743 Rhino Material Transfer Hose and fit tightly over the corrugated cover when the two halves are bolted together. This feature provides secure attachment while allowing full flow. Coupling sets come complete with bolts. Gaskets are purchased separately.

Part No.	Hose I.D.	Hose O.D.
----------	-----------	-----------

#### G79... ALUMINUM COUPLING SET

G79-200	2"	3.00"
G79-300	3"	4.50"
G79-400	4"	5.25"
G79-600	6"	7.50"
G79-800	8"	9.50"
G79-1000	10"	11.50"
G79-1200	12"	13.75"
G79-1400	14"	15.75"



#### G79M... MALLEABLE IRON COUPLING SET

G79M-400	4"	5.25"
G79M-600	6"	7.50"



#### G79G... GASKET

G79G-300	3"	4.50"
G79G-400	4"	5.25"
G79G-600	6"	7.50"
G79G-800	8"	8.50"
G79G-1000	10"	11.50"
G79G-1200	12"	13.75"



## CONCRETE HOSE FITTINGS

Designed similar to a hydraulic fitting, Green Line's concrete crimp fittings are zinc-plated, case hardened, and machined from stock. The two-piece, full flow design ensures proper depth insertion and fitting retention when attached to our Concrete Placement hose. A hose pusher is required for installation as well as a crimper or swager for permanently attaching these fittings.

Please note, these fittings are only sold as part of concrete placement hose assemblies and are not sold individually.

Part No.	Pipe Size	Hose Size	Flange O.D.
----------	-----------	-----------	-------------

#### G73HI... HEAVY DUTY FLANGE STYLE

G73HI-200-200	2"	2"	3"
G73HI-250-250	2½"	2½"	3½"
G73HI-300-300	3"	3"	4"
G73HI-400-350	4"	3½"	5"
G73HTI-400-350*	4"	3½"	5"
G73HI-400-400	4"	4"	5"
G73HI-500-500	5"	5"	6.2"
G73MI-582-500	Metric	5"	5.8"



\*Note: The G73HTI fitting features a tapered bore to reduce turbulence when connecting 4" hoses to 3½" hoses.

#### G73HF... CONCRETE HOSE FERRULE

G73HF-200	2"
G73HF-250	2½"
G73HF-300	3"
G73HF-350	3½"
G73HF-400	4"
G73HF-500	5"



Note: These ferrules are designed for use with G73HI, G73VI, and G73NPTI Concrete Hose Inserts only.

#### G73VI... GROOVED STYLE INSERT

G73VI-200-200	2"	2"
---------------	----	----



#### G73NPTI... MALE NPT STYLE INSERT

G73NPTI-200-200	2"	2"
-----------------	----	----





# ALUMINUM DIG TUBE ASSEMBLIES HYDRO CUFFS

Dig Tubes are specially designed for industrial vacuum, sewer cleaning, and hydro excavation applications and can easily withstand the everyday rigours of vacuuming sand, gravel, rocks, soil, mud, broken pipe or concrete, and organic material. These dig tubes are made from aluminum and come complete with a variety of end fittings commonly found in the hydro excavation industry including flange ends, ring lock ends, and hydro cuff ends made from an extremely durable polyethylene.


These orange cuffs are manufactured from super-durable polyethylene and are available in both straight-cut and crown-cut configurations. These non-conductive cuffs come complete with 4 1/4" diameter hole pattern to allow attachment to tubing using the supplied nuts and bolts.

Part No.	I.D.	Fitting Size	Length
----------	------	--------------	--------



**Complete with Flange Ends**

G701-600FF48	6"	6"	4 ft
G701-600FF60	6	6	5
G701-600FF72	6	6	6
G701-800FF48	8"	8"	4 ft
G701-800FF60	8	8	5
G701-800FF72	8	8	6



**Complete with Ring Lock Ends**

G701-600RR72	6"	6"	6 ft
G701-800RR72	8	8	6



**Complete with Flange x Straight-Cut Orange Hydro Cuff Ends**

G701-600FSC78	6"	6"	6 1/2 ft
G701-600F8SC72	6	8	6
G701-600F8SC78	6	8	6 1/2
G701-800FSC72	8	8	6
G701-800FSC78	8	8	6 1/2



**Complete with Flange x Crown-Cut Orange Hydro Cuff Ends**

G701-600FCC78	6"	6"	6 1/2 ft
G701-600F8CC72	6	8	6
G701-600F8CC78	6	8	6 1/2
G701-800FCC72	8	8	6
G701-800FCC78	8	8	6 1/2

**Complete with Ring Lock x Straight-Cut Orange Hydro Cuff Ends**

G701-600RSC72	6"	6"	6 ft
G701-800RSC72	8	8	6

## G70SC... STRAIGHT-CUT POLYETHYLENE HYDRO CUFF

Part No.	Fitting Size
G70SC-600	6"
G70SC-800	8"



## G70CC... CROWN-CUT POLYETHYLENE HYDRO CUFF

G70CC-600	6"
G70CC-800	8"




# FLANGE FITTINGS

These flange hose ends allow for dig tube assemblies to be attached to hose assemblies while the reducers allow two different sized tubes to be joined. The heavy-duty barbs and steel construction is perfect for fitting end retention especially in extreme cases where hose or tubing is hung off a roof during hydro excavation. Rubber flange gaskets are also available for 8" gaskets and come with either eight holes or four holes and four buttons for easy attaching.

Part No.	Flange Size	Hose Size
----------	-------------	-----------

## G71... STEEL SLOTTED FLANGE HOSE END

G71-600	6"	6"
G71-800	8"	8"
G71-800-600	8"	6"



## G71FF... STEEL SLOTTED REDUCER FLANGE

Part No.	Flange Size
G71FF-600-400	6"
G71FF-800-600	8"



## G71G... RUBBER FLANGE GASKET

Part No.	Holes
G71G-800-4	4 Holes & 4 Buttons
G71G-800-8	8 Holes



Material Handling



# RING LOCK HOSE FITTINGS

# CLAMPS

Ring Lock Hose fittings allow users to easily connect hose assemblies with dig tubes. The galvanized plating provides protection against rust and corrosion and the female end comes complete with a rubber gasket which can also be purchased separately.

To connect dig tubes and hose assemblies, it is important to choose the correct clamp. Ring Lock clamps are used to connect Ring Lock ends, also known as Travis or Pierce style ends, and will work with most aluminum and steel ring lock fittings. Quick clamps look similar to Ring Lock clamps and come in two styles. They are used to connect flange style end fittings. The handle design of both of these clamps hugs the body of the clamp when tightened over flange ends greatly reducing the chances of the handle getting caught on equipment, manhole covers, or ladders while in use. The 6" style clamp features a 'V' style design and is interchangeable with both Vector® and Vac-Con® style flanges. The 8" Vector® style clamp features a 'U' style design.

Part No.	Fitting Size	Hose Size
----------	--------------	-----------

### G74MH... MALE RING LOCK HOSE END

G74MH-600	6"	6"
G74MH-800	8"	8"



### G74FH... FEMALE RING LOCK HOSE END c/w GASKET

G74FH-600	6"	6"
G74FH-800	8"	8"



### G74G... RING LOCK GASKET

		Material
G74G-600	6"	Rubber
G74G-800	8"	Rubber



Part No.	Size	Description
----------	------	-------------

### G71C... QUICK CLAMPS

G71C-600	6"	Vector® & Vac-Con® Style Quick Clamp
----------	----	--------------------------------------

G71C-800	8"	Vac-Con® Style Quick Clamp
----------	----	----------------------------

G71CA-800	8"	Vector® Style Quick Clamp
-----------	----	---------------------------

### G74C... RING LOCK CLAMPS

G74C-600	6"
G74C-800	8"

Vector® is a registered trademark of Federal Signal Corporation.  
Vac-Con® is a registered trademark of Holden Industries Inc.



For washdown and pressure wash guns, fittings, and accessories, see Section 6 of this catalog or visit [www.greenlinehose.com](http://www.greenlinehose.com)

Material Handling

# GAUGES

Dry pressure gauges are for general service in fluid and pneumatic systems where an economical measurement device is needed. They are popular on air compressors and for general contractors use.

Note: Center back mount gauges can be ordered with a U-clamp mounting option.

Liquid filled gauges are well suited for hydraulic, oil and gas, pressure wash, and process systems. The liquid provides significant cushioning to reduce pointer flutter and internal damage. Center back mount gauges are available by specifying "-CBM" after PG in the part number. Center back mount gauges can be ordered with a U-clamp or front flange mounting option.

Part No. Description

## PGD... DRY PRESSURE GAUGES



PGD15 1.5" face with 1/8" bottom mount  
 PGD15-CBM 1.5" face with 1/8" center back mount  
 PGD20 2.0" face with 1/4" bottom mount  
 PGD20-CBM 2.0" face with 1/4" center back mount

Accuracy... ±2.5% B40.1 Grade A  
 Socket material... Brass  
 Bourdon tube... Bronze  
 Case... Steel  
 Window... Polycarbonate  
 Filling... None  
 Temperature range... -40°C (-40°F) to 60°C (140°F)

### PRESSURE RANGES AVAILABLE...


Dash Size	Pressure Range	
	psi	kPa
-0015	0-15	0-100
-0030	0-30	0-200
-0060	0-60	0-400
-0100	0-100	0-600
-0160	0-160	0-1100
-0200	0-200	0-1200

## PGB-FF... FRONT FLANGE



PGB-FF Fits 2.5" center back mount  
 PGB40-FF Fits 4.0" center back mount

## PG-UC... U-CLAMP



PG-UC Fits 2.5" gauge  
 PG40-UC Fits 4.0" gauge

Part No. Description

## PG...LIQUID FILLED PRESSURE GAUGES



PG 2.5" face with 1/4" bottom mount  
 PG-CBM 2.5" face with 1/4" centre back mount

Accuracy... ±1.6% B40.1 Grade A  
 Socket material... Brass  
 Bourdon tube... Bronze  
 Case... Type 304 Stainless Steel  
 Window... Polycarbonate  
 Filling... Silicone  
 Thread... 1/4" NPT  
 Mount... Bottom  
 Temperature range -40°C (-40°F) to 65°C (149°F)

### PRESSURE RANGES AVAILABLE...

Dash Size	Pressure Range	
	psi	kPa
-VA00	-30"Hg-0	-100-0
-VA30	-30"Hg-30	-100-200
-VA60	-30"Hg-60	-100-400
-0015	0-15	0-100
-0030	0-30	0-200
-0060	0-60	0-400
-0100	0-100	0-600
-0160	0-160	0-1100
-0200	0-200	0-1200
-0300	0-300	0-2000
-0400	0-400	0-2500
-0600	0-600	0-4000
-1000	0-1000	0-6000
-1500	0-1500	0-10000
-2000	0-2000	0-12000
-3000	0-3000	0-20000
-5000	0-5000	0-30000
-6000	0-6000	0-40000
-10000	0-10000	0-60000

### For best results, please adhere to the following recommendations:

- When calibrating gauges, choose a calibration pressure that is in the middle range of the gauge (between the ten o'clock and two o'clock position of the dial).
- Remember to prick a hole or cut the tip off of the vent plug to bring the internal pressure back to atmospheric pressure.
- Ensure all gauges are mounted upright to avoid fluid leakage.

## ALL STAINLESS GAUGES

PGSS gauges are made with Type 316 internal surfaces, for maximum corrosion resistance. Both PGSS center back mount gauges and PGSS40 lower back mount gauges can be ordered with a U-clamp or front flange mounting option. Back mount gauges are available by specifying "-CBM" after PGSS in the part number.

Process gauges feature a higher level of accuracy throughout their pressure range, and a micrometer pointer adjustment. As an additional safety feature process gauges are designed to blow out at the back if pressures are exceeded.

### PGSS... STAINLESS LIQUID FILLED PRESSURE GAUGES



PGSS-CBM



PGSS

PGSS	2.5" face with 1/4" bottom mount
PGSS-CBM	2.5" face with 1/4" centre back mount
PGSS40	4.0" face with 1/2" bottom mount
PGSS40-CBM	4.0" face with 1/4" lower back mount
Accuracy...	2 1/2" ±1.6% ASME B40.1 Grade A 4" ±1% ASME B40.1 Grade 1A
Stainless Steel Bourdon tube...	Type 316 Stainless Steel
Case...	Type 304 Stainless Steel
Window...	Polycarbonate
Filling...	2 1/2" Silicone 4" Glycerin
Thread...	2 1/2" face 1/4" NPT 4" face 1/2" NPT bottom mount 1/4" NPT lower back mount
Mount...	Bottom
Temperature range	-40°C (-40°F) to 65°C (149°F)

### Part No. Description

### PGP... PROCESS GAUGES



PGP	4.0" face with 1/2" bottom mount
Accuracy...	0.5% ASME B40.1 Grade 2A
Socket material...	Type 316 Stainless Steel
Bourdon tube...	Type 316 Stainless Steel
Case...	Black phenolic solid front, blow out back
Window...	Plexiglas
Filling...	Glycerin
Thread...	1/2" NPT
Mount...	Bottom
Temperature range	-40°C (-40°F) to 100°C (212°F)

### PRESSURE RANGES AVAILABLE...

Dash Size	Pressure Range psi	kPa
-VA00	-30" Hg-0	-100-0
-VA30	-30" Hg-30	-100-200
-VA150	-30" Hg-150	-100-1000
-VA300	-30" Hg-300	-100-2000
-0015	0-15	0-100
-0030	0-30	0-200
-0060	0-60	0-400
-0100	0-100	0-600
-0160	0-160	0-1100
-0200	0-200	0-1200
-0300	0-300	0-2000
-0400	0-400	0-2500
-0600	0-600	0-4000
-1000	0-1000	0-6000
-1500	0-1500	0-10000
-2000	0-2000	0-12000
-3000	0-3000	0-20000
-5000	0-5000	0-30000
-6000	0-6000	0-40000
-10000	0-10000	0-60000
-15000	0-15000	0-100000

### PRESSURE RANGES AVAILABLE...

Dash Size	Pressure Range psi	kPa
-VA00	-30" Hg-0	-100-0
-VA15	-30" Hg-15	-100-100
-VA30	-30" Hg-30	-100-200
-0015	0-15	0-100
-0030	0-30	0-200
-0060	0-60	0-400
-0160	0-160	0-1100
-0200	0-200	0-1200
-0400	0-400	0-2500
-0600	0-600	0-4000
-1000	0-1000	0-6000
-1500	0-1500	0-10000
-2000	0-2000	0-12000
-3000	0-3000	0-20000
-5000	0-5000	0-30000

## TEMPERATURE GAUGES

This temperature gauge is commonly used to monitor water temperature in winter where freezing will cause problems. The 2.5" long rod is back mounted and can be inserted into the water flow via a tee junction or 1/2" NPT pipe plug. The face is 3" diameter.



Part No.	Temperature Range		Thread	Rod Length
	°C	°F		
TG-4070	-40°-70°	-40°-160°	1/2"NPT	2.5"

Our Bi-Metal Thermometers are manufactured in accordance with ASME B.40.3 standards for maximum accuracy and quick response. Made from Type 304 Stainless Steel, these back-mounted thermometers feature food grade, shatter-proof glass windows and are available with either 2 1/2" or 4" long stems. Choose from temperature ranges of -20°C to 120°C or from 10°C to 260°C. To prevent damage to the thermometer and facilitate easy removal from processing, the use of a thermowell is recommended.



Part No.	Temperature Range		Thread	Rod Length
	°C	°F		
TG-10260-2.5	10°-260°	50°-500°	1/2" NPT	2.5"
TG-10260-4	10°-260°	50°-500°	1/2" NPT	4"
TG-20120-2.5	-20°-120°	-4°-248°	1/2" NPT	2.5"
TG-20120-4	-20°-120°	-4°-248°	1/2" NPT	4"


Thermowells are recommended for use in food processing to both protect the thermometer from damage as well as enable removal of the thermometer for replacement or repair without affecting processing. We carry thermowells designed to accept either 2 1/2" or 4" stem thermometers. They are manufactured from Type 316 Stainless Steel and feature 3/4" Male Pipe (NPT) process connections for easy attachment to our Compact Female Pipe Clamp Adapters. Instrument connections are 1/2" Female Pipe (NPT).



Part No.	Process Connection	Instrument Connection	Stem Length	Insertion Length
TG-TW-2.5	3/4" Male NPT	1/2" Female NPT	2.5"	1.25"
TG-TW-4.0	3/4" Male NPT	1/2" Female NPT	4.0"	2.50"



## MODULAR FILTERS, REGULATORS & LUBRICATORS



### 1 - SHUT OFF VALVE

Manual shut off used to relieve down stream pressure for servicing or maintenance. Front or back lockout handle ensures security while the 3 port, 2 position (3/2) construction vents downstream pressure so components can be safely removed.

### 2 - FILTER

Two types available - particulate filter with 5 micron filtration (shown) or coalescing filter with 0.3 micron filtration. A particulate filter is used as a primary filter to remove water, dust, and debris from an air line. A coalescing filter is used as a secondary filter to remove oil and sub-micron particles for air purity in accordance with ISO 8573-1:2010.

### 3 - PRODUCT CONNECTION

Each component is engineered to connect directly together with the use of BC body clamps, ensuring optimum stability and strength. Alternatively, units can be mounted individually and connected with pipe nipples.

### 4 - DIVERTER BLOCK

Used to branch off the primary manifold. Commonly used where additional regulators are required or to divide lubricated and un-lubricated air lines.

### 5 - LUBRICATOR

Designed to provide consistent, reliable lubrication to the system where it is required. Allows fill while under pressure from fill port or bowl by removing the fill plug. Non-detergent type oil without aggressive additives recommended (VG32 - ISO 3448).

### 6 - HIGH FLOW

Designed for high flows with minimal pressure drop.

### 7 - BOWLS

Polycarbonate bowl or metal bowl with polyamide sight glass available. To indicate metal bowl with sight glass, use Suffix M in the part number.

### 8 - REGULATOR

Reduces air supply pressure to a required working pressure. Comes complete with low profile gauge installed. To install your own pressure gauge, use a gauge port.

### 9 - DRAINS

Three types available - semi-automatic/manual drain, manual stainless steel drain, or brass automatic drain. Semi-automatic/manual drains come standard.

### 10 - GAUGE PORT

Connect gauges with specific pressure ranges using optional gauge ports.

# MODULAR FILTERS, REGULATORS & LUBRICATORS

*We have expanded our line of filters, regulators, and lubricators...*

- Individual or modular mounting. Modular mounting requires the use of body clamps depending on the series being joined.
- Robust and easy-to-operate shut-off valves feature front or back lockout handles.
- Particulate filters have 5 micron elements.
- Coalescing filters come standard with 0.3 micron elements.
- Stock filters have semi-automatic drains.
- Regulators can be adjusted from 7-125 psi and come complete with low profile gauge installed.
- Regulators & Particulate Filters rated from -20°C (-4°F) to 50°C (122°F).
- Coalescing Filters rated from 2°C (36°F) to 50°C (122°F).
- Lubricators rated from 5°C (41°F) to 50°C (122°F).

Part Number	Pipe Size	Working Pressure	Flow Capacity
-------------	-----------	------------------	---------------

### P651, P652 & P653... PARTICULATE FILTER

P651-04	1/4"	232 psi	44 SCFM*
P651M-04	1/4"	232	44
P652-06	3/8"	232	76
P652M-06	3/8"	232	76
P652-08	1/2"	232	80
P652M-08	1/2"	232	80
P653-12	3/4"	174	141
P653M-12	3/4"	290	141
P653-16	1"	174	150

*Suffix M indicates metal bowl with sight glass.*

*\*SCFM is Standard Cubic Feet per Minute*



### C651, C652 & C653... COALESCING FILTER

C651-04	1/4"	232 psi	17 SCFM
C651M-04	1/4"	232	17
C652-06	3/8"	232	28
C652M-06	3/8"	232	28
C652-08	1/2"	232	30
C652M-08	1/2"	232	30
C653-12	3/4"	174	90
C653M-12	3/4"	290	90

*Suffix M indicates metal bowl with sight glass.*



### R651, R652 & R653... REGULATOR

R651-04	1/4"	232 psi	72 SCFM
R652-06	3/8"	232	228
R652-08	1/2"	232	245
R653-12	3/4"	290	353
R653-16	1"	290	406



### PR651, PR652 & PR653... COMBINED PARTICULATE FILTER & REGULATOR

PR651-04	1/4"	232 psi	79 SCFM
PR651M-04	1/4"	232	79
PR652-06	3/8"	232	155
PR652M-06	3/8"	232	155
PR652-08	1/2"	232	157
PR652M-08	1/2"	232	157
PR653-12	3/4"	174	314
PR653M-12	3/4"	290	314

*Suffix M indicates metal bowl with sight glass.*



# MODULAR FILTERS, REGULATORS & LUBRICATORS

Part Number	Pipe Size	Working Pressure	Flow Capacity
-------------	-----------	------------------	---------------

## CR652 & CR653... COMBINED COALESCING FILTER & REGULATOR

CR652-08	1/2"	232 psi	47 SCFM*
CR652M-08	1/2"	232	47
CR653-12	3/4"	174	47
CR653M-12	3/4"	290	47

Suffix M indicates metal bowl with sight glass.

\*SCFM is Standard Cubic Feet per Minute

## L651, L652 & L653... LUBRICATOR

L651-04	1/4"	145 psi	68 SCFM
L651M-04	1/4"	145	68
L652-06	3/8"	145	175
L652M-06	3/8"	145	175
L652-08	1/2"	145	178
L652M-08	1/2"	145	178
L653-12	3/4"	145	459
L653M-12	3/4"	232	459
L653-16	1"	232	459

Suffix M indicates metal bowl with sight glass.

## SV651, SV652 & SV653... SHUT-OFF VALVE

SV651-04	1/4"	232 psi
SV652-08	1/2"	232
SV653-16	1"	290

## DB651, DB652 & DB653... DIVERTER BLOCK

DB651-04	1/4"	232 psi
DB652-08	1/2"	232
DB653-16	1"	290

## FRL ACCESSORIES

Part Number	Description
-------------	-------------

### DRAINS

AD650	Auto Drain
MD650	Semi-Automatic Manual Drain
MD650SS	Manual Stainless Steel Drain

### MOUNTING & CONNECTIONS

BC651	651 Series Body Clamp
BC652	652 Series Body Clamp
BC653	653 Series Body Clamp
EP651-04	1/4" 651 Series End Plate
EP652-08	1/2" 652 Series End Plate
EP653-16	1" 653 Series End Plate
SB651	651 Series Side Wall Bracket
SB652	652 Series Side Wall Bracket
SB653	653 Series Side Wall Bracket
WB650	Universal Wall Bracket

### REPLACEMENT FILTERS

#### Particulate Filters, 5 micron element

EKF651-5	P651 Series & PR651 Series
EKF652-5	P652 Series & PR652 Series
EKF653-5	P653 Series & PR653 Series

#### Coalescing Filters, 0.3 micron element

EKF651-3	C651 Series & CR651 Series
EKF652-3	C652 Series & CR652 Series
EKF653-3	C653 Series & CR653 Series

### GAUGES & PORTS

PG650-0090	0-90 psi Replacement Gauge
GP650-02	1/8" Gauge Port Adapter
GI650	Adjustable Pressure Range Indicator



Gauges & Accessories

# MODULAR FILTERS, REGULATORS & LUBRICATORS

For a lightweight, compact option, use our 12 Series filters, regulators, and lubricators.

## FEATURES

- Individual or modular mounting.
- Particulate filters have 5 micron elements.
- Coalescing filters come standard with 0.3 micron elements.
- Temperature Range: 4°C (40°F) to 50°C (122°F).

Part No.	Pipe Size	Working Pressure	Flow Capacity
----------	-----------	------------------	---------------

### F12B... PARTICULATE FILTER

F12B-02	1/4"	150 psi	30 SCFM
---------	------	---------	---------



### F12D... COALESCING FILTER

F12D-02	1/4"	150 psi	9 SCFM
---------	------	---------	--------



### R12R... REGULATOR

R12R-01	1/8"	200 psi	10 SCFM
R12R-02	1/4"	200	10 SCFM



### P12B... COMBINED PARTICULATE FILTER & REGULATOR

P12B-01	1/8"	150 psi	10 SCFM
P12B-02	1/4"	150	10 SCFM



SCFM is Standard Cubic Feet per Minute

Part No.	Pipe Size	Working Pressure	Flow Capacity
----------	-----------	------------------	---------------

### C12D... COMBINED COALESCING FILTER & REGULATOR

C12D-02	1/4"	150 psi	8 SCFM
---------	------	---------	--------



### L12L... LUBRICATOR

L12L-02	1/4"	150 psi	35 SCFM
---------	------	---------	---------



## FRL ACCESSORIES

Part No.	Description
DKF02	Plastic Manual Drain
QKF02	Metal Manual Drain



DKF02



QKF02

## REPLACEMENT FILTERS

**Particulate Filter, 5 micron element**  
EKF12B F12B & P12B Series

EKF12B



**Coalescing Filter, 0.3 micron element**  
EKF12D F12D & C12D Series

EKF12D



## IN-LINE LUBRICATORS...

These lubricators are designed to provide an oil mist to lubricate reciprocating tools. Oil flow is regulated by screw adjustment, and a transparent viewing port allows oil level checks. Please install within 25 ft of tool and refer to arrow for air flow direction. Recommended for reciprocating tools only, and not recommended for constant flow applications.

Use only non-detergent, petroleum based light oil such as SAE 10/150SSU. Do not use synthetic oils or oils containing additives or solvents.



Part No.	Pipe Size	Oil Capacity	Maximum Pressure	Flow Capacity (at 70 psi)
PL-300	1/2"	41ml (1.4 US fl oz)	500 psi	30 scfm
PL-400	3/4"	109 ml (3.7 US fl oz)	200	70 scfm

# SERVICE STATION ACCESSORIES

Part No. Description

## RUBBER SPOUT RADIATOR FAUCETS



40R 1/4" NPT Inlet with Rubber Spout

## ALUMINUM MANIFOLD CONNECTIONS



3404  
3406  
3408



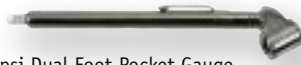
L-30

3404 1/4" NPT Three-Way Manifold  
3406 3/8" NPT to 1/4" NPT Three-Way Manifold  
3408 1/2" NPT to 1/4" NPT Three-Way Manifold  
L-30 1/2" NPT to 1/4" NPT, Four Outlet Block Manifold

## PRESSURE GAUGES



902 Heavy-Duty 10-150 psi Dual Foot Service Gauge  
11 1/2" long for trucks and buses



908 Heavy-Duty 20-120 psi Dual Foot Pocket Gauge

## INFLATOR CHUCKS



104 1/4" Ball Foot Chuck with 1/4" NPT Inlet



107 Dual Foot Chuck without Shut-Off



108 Dual Foot Chuck with Shut-Off



119 Lock-On Chuck



126 Straight Chuck with Shut-Off  
127 Straight Chuck without Shut-Off

Part No. Description

## HEAVY DUTY INFLATOR CHUCKS



100 Heavy-duty Tire Inflator Gauge with 12" Whip Hose

Straight chuck with 12" whip hose and inflator gauge with brass bar calibrated in 2 psi increments from 10-120 psi. Heavy casting with protective cover over gauge tube.



101 Heavy-duty Tire Inflator Gauge with 12" Whip Hose

Swivel dual foot chuck with 12" whip hose and inflator gauge with brass bar calibrated in 2 psi increments from 10-120 psi. Heavy casting with protective cover over gauge tube.

## TIRE VALVES

Tire valves were invented by August Schrader and his son George, and they patented the design in 1898. Tire valves are standardized around the world and all are basically this same design, which hasn't changed in over 100 years. The male thread dimension is 0.305" O.D. x 32 threads per inch.

Part No.	Description
----------	-------------

### TANK VALVES



G1601TV-02 (old#700)	1/8" NPT Tank Valve, 3/8" Long Stem
G1601TVL-02 (old#701)	1/8" NPT Tank Valve, 3/4" Long Stem
G1601TVL-04 (old#701-2)	1/4" NPT Tank Valve, 5/8" Long Stem
G21TVB-030-025 (old#701-42)	1/4" Barb Tank Valve


### SCREW ON BICYCLE PUMP CHUCK VALVES

G22TVB-030-019 (old#705)	3/16" Barb
G22TVB-030-025 (old#706)	1/4" Barb



## TORCH KITS

Torch kits are popular for asphalt repair, weed burning, and preheating for welding. Our units are rated to 220,000 BTU at 30 psi and feature a comfort hand grip and a cast iron head. Our standard hose is 15 ft but other lengths are available. The kit includes the torch, regulator, 15 ft hose, adapters and Teflon tape for assembly.



Conveniently packaged for retail display

TK-M15

Part No.	Description
----------	-------------

TK-M15	Propane Torch Kit
MODEL-80	Model 80 propane torch only
G16POL-04	Propane tailpiece assembly with hex head
GPR-030-A	1/4" propane regulator 1-30 psi

## SWIVEL JOINTS

Part No.	Description
----------	-------------

### LOW PRESSURE SWIVEL JOINTS FOR AIR AND WATER



G1608XB-04-04	1/4" NPT 150 psi Brass Straight Swivel
G1608XB-06-06	3/8" NPT 150 psi Brass Straight Swivel



G1698XA-04-04	1/4" NPT 150 psi Alum/steel 360° Swivel
---------------	---



G21XS-025-025	1/4" NPT 1/4" Hose Barb Ball Swivel
---------------	-------------------------------------

### HIGH PRESSURE SWIVEL JOINTS FOR PRESSURE WASH



G1608XB-3000-04-04	1/4" NPT 3000 psi Brass Straight Swivel
G1608XB-3000-06-06	3/8" NPT 3000 psi Brass Straight Swivel



G1608XB-1000-08-08	1/2" NPT 1000 psi Brass Straight Swivel
--------------------	---



G1608XSS-04-04	1/4" NPT 5000 psi Stainless Steel Straight Swivel
G1608XSS-06-06	3/8" NPT 5000 psi Stainless Steel Straight Swivel



0898XHD-08-08	1/2" NPT 5000 psi Heavy Duty 90° Swivel
0898XHD-12-12	3/4" NPT 4500 psi Heavy Duty 90° Swivel
0898XHD-16-16	1" NPT 4000 psi Heavy Duty 90° Swivel


Note: Aside from 0898XHD swivels, pressure wash swivels are not suitable for oil or hydraulic service. For fuel hose swivels, see section 1. For hydraulic swivels, please refer to the PULSAR product line.


# BLOW GUNS & ACCESSORIES

All the blow guns on this page are supplied with 1/4" female NPT thread.

**Blow Gun Safety:** Standard blow guns must only be used where air pressure is strictly regulated to 30 psi or less. For higher pressure air lines, safety blow guns must be specified. Safety blow guns feature a vented tip that allows air to escape if the tip is held against a solid surface, so that pressure at the tip will not exceed 30 psi, even if inlet pressure is higher. Even for safety blow guns, inlet pressure should not exceed 110 psi.

Part No.	Description
<b>BLOW GUN REPLACEMENT TIPS</b>	
209	
202	
203VST	
202	Rubber Blow Gun Tip
209	Safety Blow Gun Tip
203VST	Vapour Spray Tip

<b>SIPHON SPRAY TIP</b>	
221	 Siphon Spray Tip




<b>LEVER HANDLE VALVES</b>	
240	 1/4" Lever Handle Valve

<b>RG... RADIATOR GENIE</b>	
<i>Packaged together for cleaning dust and mud out of your radiator. Excellent for farm or off-road equipment</i>	
	
RG-1002-BK	One air wand and one water wand

<b>PREMIUM ERGONOMIC ANGLED BLOW GUN</b>	
11-208-0150	 Premium Angled Blow Gun

<b>PREMIUM ERGONOMIC SAFETY BLOW GUN</b>	
11-208-3150	 Premium Safety Blow Gun

<b>HEAVY DUTY TYPHOON BLOW GUN</b>	
TYP-2500	 Heavy Duty Industrial Blow Gun

Part No.	Description
<b>STANDARD BLOW GUNS</b>	
200	 Full-Flow Blow Gun
201	 Rubber Tipped Blow Gun
211	 Rubber Kink-Operated Blow Gun

**SAFETY BLOW GUNS**

Our G200BG Full-Flow Blow Guns feature a high quality zinc construction with a brass valve and stainless steel spring, a vinyl cover thumb grip, and a black, powder-coated finish to hide the dirt. This blow gun comes standard with 1/4" Female Pipe (NPT) inlet and a vented safety tip. The standard 1/8" thread on the tip also allows interchange with other tips offered by Green Line. A must have for any service station, repair, tire or home shop!

G200BG	 Full-Flow Blow Gun c/w Safety Tip
204-30A	 Lever-Operated Safety Blow Gun C/W Tamper-Proof Tip
208	 Side Vented Safety Blow Gun

Do not confuse these premium blowguns with cheap look-alikes. These blowguns are designed for industrial use and feature high blowing force (18 CFM flow for full model, 7 CFM for safety design) and ergonomic lightweight (112 gram) design. The easy hanging design allows for quick retrieval and convenient storage while the comfortable acetyl handle insulates against cold air flow.

- High blowing force (18 CFM flow for full flow model, 7 CFM for safety design).
- Ergonomic lightweight (112 gram) design.
- Easy hanging design for quick retrieval and convenient storage.
- Comfortable acetal handle insulates against cold air flow.
- Available in full flow and safety designs (see 11-208-3150).
- Safety design features six outlet star tip for safety venting and reduced noise.

This OSHA Compliant blow gun features a tough die cast zinc construction, 1/4" NPT inlet and a high volume tip providing 2.1 pounds of thrust.

# ACCESSORIES

Part No. Description

## NPT BUTTON STYLE BLEEDER VALVES

711 1/8" NPT Button Style Bleeder Valve



## HIGH VOLUME AIR/WATER VALVE

XP100-050 1/2" NPT valve



## G1600VB... BREATHER VENT SILENCER - NICKEL PLATED STEEL

G1600VB-02 1/8"  
G1600VB-04 1/4"  
G1600VB-06 3/8"  
G1600VB-08 1/2"



Note: Screen is 40 micron mesh sintered bronze

## EXHAUST MUFFLER WITH BRONZE FILTER

G1600EM-02 1/8"  
G1600EM-04 1/4"  
G1600EM-06 3/8"  
G1600EM-08 1/2"



## TAPERED SPRING GUARDS

TSG-063 5/8" I.D. Hose Tapered Spring Guard



## INTERNAL SPRINGS

These springs are typically placed inside softwall fuel hoses such as G603 to prevent kinking near the end fittings.



SGI-075 Internal spring guard for 3/4" I.D. hose  
SGI-100 Internal spring guard for 1" I.D. hose

## HOSE BUMPERS

Available in two styles, these hose bumpers help to protect your end fittings by keeping them off the ground. G53DT Hose Donuts are adjustable allowing them to fit a wide range of outside hose diameters and keep the entire assembly off the ground when installed along the length of the hose. They are made of impact and crack resistant FDA grade polyurethane, are supplied with stainless steel hardware, and feature a built-in carrying handle. G53BUMP End Bumpers are made of silicone rubber and are easily slipped over the end of your hose assembly for quick and easy protection.

Part No. Fits Hose I.D.

## G53BUMP... SILICONE HOSE END BUMPER

G53BUMP-150 1 1/2"  
G53BUMP-200 2"  
G53BUMP-300 3"



## G53DT... ADJUSTABLE POLYURETHANE HOSE DONUT


G53DT-150 1 1/2"  
G53DT-200 2"  
G53DT-300 3"



Part No. Description

## HOSEBUN® HOSE SUPPORTS

HB-200SRD 2" hose support with D-ring  
HB-300D 3" hose support with D-ring  
HB-400D 4" hose support with D-ring  
HB-600H 6" hose support with eye hook  
HB-800H 8" hose support with eye hook  
HB-1000H 10" hose support with eye hook  
HB-1200H 12" hose support with eye hook




Pkg Qty

## PLASTIC STRAIN RELIEVER

MBR



TPG



MBR-635 0.635" I.D. molded plastic guard 10  
TPG-530 0.530" I.D. tapered plastic guard 10  
TPG-625 0.625" I.D. tapered plastic guard 10  
TPG-725 0.725" I.D. tapered plastic guard 10  
TPG-815 0.815" I.D. tapered plastic guard 10  
TPG-1000 1.000" I.D. tapered plastic guard 10



# ACCESSORIES

## HCLAW... HOSE HANDLING CARRY AID

This ingenious tool makes picking up and carrying industrial hose safer and easier. Made in North America with lightweight long glass nylon and HDPE, The heavy-duty design allows for 400-pound lifting capacity. Grip and move industrial hoses across the job site with one hand or add a second spare handle for those big two-man jobs. Developed with industry feedback, HCLAW helps reduce awkward and unwieldy lifting as well as back, hand, and foot injuries. The HCLAW Carry Aid is a must have for any application including septic pumping, hydro excavation, construction, and more. Please note, this device is designed for hand-use only and should only be used as designed.



Temperature Range: -40°C (-40°F) to 50°C (122°F).

Part Number	Fits Hose Size (O.D.)	Lifting Capacity	Breaking Capacity	Weight
HCLAW-300	3.00" to 3.63"	400 lb	1125 lb	2.8 lb
HCLAW-400	4.00" to 4.65"	400	1125	3.1
HCLAW-600	6.00" to 6.75"	400	1125	3.7

Part Number	Description
HCLAW-HANDLE	Extra handle



## Part No. Description

### HOSE CUTTERS & BLADES



G99  
G99B  
G99TSNIP

Hose Cutters  
Replacement Blades  
Mini Tube Cutter

### GREEN LINE BIN BOXES




GBIN-4  
GBIN-6

Green Line 4" Bin Box with Dividers  
Green Line 6" Bin Box with Dividers

## HH... STAINLESS HOSE HANGERS

These attractive and functional hose hangers are made from Type 304 stainless steel and come complete with stainless mounting screws. Their stainless heavy duty construction make them perfect for sanitary and marine applications. They also look great in residential use.



Part No.	Approximate Capacity	Height	Width	Depth	Weight
HH-S	100 ft of 1/2" I.D. hose	6.5"	3.0"	5.8"	0.8 lb
HH-M	100 ft of 3/4" I.D. hose	8.5	8.0	8.0	1.5
HH-L	100 ft of 1 1/4" O.D. hose	11.0	11.5	7.0	2.5

## SPB... SMALL PARTS BOXES

These handy organizers feature removable dividers and clear lids. We provide them empty so that you can choose what to store, but we can provide suggested parts lists for specific applications such as truck air brake. Strong locking jaws keep your parts secure.

Part Number	Description
SPB-01	Single sided, 14.5"x11.75"x2.38" deep
SPB-02	Double sided, 14.5"x11.75"x4.63" deep

SPB-01 Single sided adjustable from 8 to 25 compartments



SPB-02 Double sided, adjustable from 16 to 50 compartments

## ACCESSORIES

### SPC... SMALL PARTS CABINETS

#### SPC-525... 25 Drawer Small Parts Cabinet

23¼" W x 9" D x 14" H

Drawers are 3½" W x 8½" D x 2" H

Includes 48 dividers to create compartments for 73 SKU's

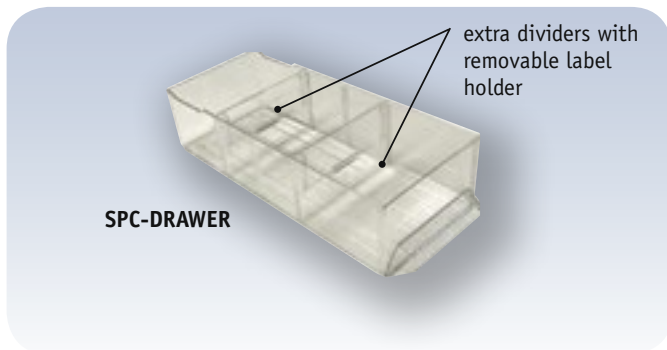



#### SPC-575... 75 Drawer Small Parts Cabinet

23¼" W x 9" D x 37" H

Includes 144 dividers to create compartments for 216 SKU's

Stand not included



#### SPC-STAND... Stand for Small Parts Cabinet

Fits either parts cabinet

Raises cabinet 19" off the ground

Storage shelf to hold overstock

Part Number	Description
SPC-525	25 drawer cabinet
SPC-575	75 drawer cabinet
SPC-STAND	19" base stand
SPC-DRAWER	clear plastic drawer
SPC-DIVIDER	drawer divider with label holder

## ACCESSORIES

### PSP700... EMERGENCY SPILL KITS

We offer three styles of emergency spill kits:

#### PSP700-086...

This pail kit keeps the contents protected in a waterproof container. The grey sorbent pad and sock are universal, which means they will absorb up to 35 litres of petroleum products or chemicals. This kit is not for marine oil spills, since the universal style pads will soak up water and sink. The pail kit is ideal for in-plant use for hydraulic equipment such as forklifts working in a shop, or for waste disposal or service trucks.

PSP700-086 Includes:

Quantity	Description
1	20 litre yellow pail and lid
25	15" x 18" universal grey spill pads
1	3" x 48" absorbent universal grey sock
1	2 kg bag of granular absorbent
1	21" x 36" clear disposal bag
1	Set of nitrile gloves
1	Splash goggles
1	Spill kit instruction sheet
1	Spill kit contents sheet



PSP700-086

#### PSP700-020...

This bag kit contains both oil and universal absorbents to handle any liquid around a vehicle. Oil pads and socks can be used to contain an oil or fuel leak, and universal pads and absorbent granules can be used on coolants and antifreeze. A pair of nitrile gloves is included as well as epoxy for quick tank repairs.

PSP700-020 Includes:

Quantity	Description
1	Yellow zippered small spill kit bag
10	15" x 18" oil only white spill pads
10	15" x 18" universal grey spill pads
2	3" x 48" absorbent oil-only white sock
1	2 kg bag of granular absorbent
1	21" x 36" clear disposal bag
1	Set of nitrile gloves
1	Epoxy putty stick, 7 oz.
1	Spill kit instruction sheet
1	Spill kit contents sheet



PSP700-020

#### PSP700-031

Designed to conform to British Columbia's forestry industry requirements, this kit is supplied in a large rugged nylon bag. Oil pads and socks can be used to contain an oil or fuel leak, and universal pads and absorbent granules can be used on coolants and antifreeze.

A pair of nitrile gloves is included as well as epoxy for quick tank repairs.

PSP700-030 Includes:

Quantity	Description
1	Yellow zippered 19" x 24" spill kit bag
10	15" x 18" oil only white spill pads
4	15" x 18" universal grey spill pads
2	3" x 48" absorbent oil-only white sock
1	2 kg bag of granular absorbent
1	21" x 36" clear disposal bag
1	Set of nitrile gloves
1	Epoxy putty stick, 7 oz.
1	Spill kit instruction sheet
1	Spill kit contents sheet



PSP700-031

# ACCESSORIES

## OILPAD... OIL ABSORBENT PADS

These oil cleanup pads measure 15" x 18" and are made from polypropylene. They reject water, and so are ideal for land and water use, and typically absorb 15 to 25 times their weight in spilled oil (up to 1.36 litres per pad).

We can provide these tags embossed and attached to hose assemblies according to your instructions.

Part No.	Pkg Qty
OILPAD-1518	100



Part No.	Description
<b>TAGS &amp; TIES</b>	
ID101	1.5" x 2.5" Type 304 Stainless Tag
AS211	1/4" x 10" Type 304 Stainless Tie
AS212	1/4" x 16.5" Type 304 Stainless Tie
AS213	1/4" x 22.5" Type 304 Stainless Tie

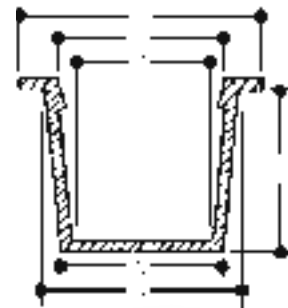


GoCo-Zorb is a 100% organic absorbent made from coconut husks. Perfect for a wide range of spill events including gasoline, diesel, anti-freeze, engine oil, vegetable oil, pesticides, mild corrosives and even oil-based paint among other things.

Part No.	Description
GOCOZORB-12	12 lb bag

## G9 PROTECTIVE CAP PLUGS

Part No.	Industry		Dimensions (inches)				Std Pkg
	Ref.		A-B	C-D	E	F	
G9-01	5		0.236 - 0.302	0.174 - 0.240	0.380	0.440	100
G9-02	7		0.299 - 0.365	0.235 - 0.302	0.380	0.500	100
G9-03	9		0.361 - 0.427	0.298 - 0.365	0.380	0.560	100
G9-04	11		0.419 - 0.485	0.356 - 0.422	0.380	0.630	100
G9-04X	12		0.447 - 0.513	0.385 - 0.451	0.380	0.660	100
G9-05	13		0.471 - 0.547	0.409 - 0.485	0.440	0.690	100
G9-05X	14		0.500 - 0.576	0.440 - 0.516	0.440	0.720	100
G9-06	15		0.532 - 0.608	0.468 - 0.545	0.440	0.750	100
G9-06X	17		0.550 - 0.631	0.487 - 0.568	0.470	0.750	100
G9-07	16		0.531 - 0.620	0.468 - 0.555	0.500	0.750	100
G9-07X	20		0.610 - 0.695	0.549 - 0.634	0.500	0.813	100
G9-08	21		0.640 - 0.727	0.578 - 0.664	0.500	0.880	100
G9-08X	22		0.675 - 0.754	0.615 - 0.690	0.630	0.880	100
G9-09	23		0.690 - 0.788	0.628 - 0.726	0.560	0.940	100
G9-09X	26		0.725 - 0.823	0.663 - 0.761	0.560	0.970	100
G9-10	27		0.750 - 0.848	0.687 - 0.785	0.560	1.000	100
G9-11	28		0.802 - 0.911	0.740 - 0.849	0.630	1.060	100
G9-11X	29		0.815 - 0.930	0.753 - 0.868	0.630	1.090	100
G9-12	31		0.870 - 0.975	0.804 - 0.920	0.630	1.310	100
G9-12X	35		0.915 - 1.040	0.855 - 0.980	0.690	1.160	100
G9-13X	41		0.995 - 1.145	0.933 - 1.083	0.750	1.310	100
G9-14	42		1.110 - 1.225	1.038 - 1.180	0.750	1.500	100
G9-14X	44		1.175 - 1.284	1.113 - 1.222	0.630	1.440	100
G9-15X	45		1.235 - 1.360	1.173 - 1.298	0.810	1.500	100
G9-16	49		1.311 - 1.470	1.249 - 1.400	0.750	1.630	100
G9-17X	54		1.513 - 1.600	1.451 - 1.537	0.500	1.750	100
G9-18	55		1.560 - 1.682	1.498 - 1.620	0.750	1.880	100
G9-19	57		1.750 - 1.880	1.688 - 1.818	0.750	2.000	100
G9-20	58		1.807 - 1.938	1.743 - 1.874	1.000	2.160	100
G9-21	62		1.902 - 2.085	1.839 - 2.015	1.000	2.310	100
G9-240	72		2.298 - 2.464	2.235 - 2.401	1.000	2.630	10
G9-250	75		2.395 - 2.602	2.333 - 2.540	1.130	2.810	10
G9-300	88		3.270 - 3.862	3.200 - 3.492	1.120	3.690	10
G9-400	95		4.368 - 4.622	4.288 - 4.542	1.000	5.000	10



# ACCESSORIES



Part No.	Length	Bundle Diameter	Width	Tensile Strength	Std Pkg
<b>NYLON CABLE TIES</b>					
<b>CT... WHITE NYLON FOR INDOOR USE</b>					
<b>Miniature</b>					
CT-0475	4¾"	1.18"	0.098"	18 lb	100
<b>Standard</b>					
CT-0750	7½"	2.05	0.189	50	100
CT-1100	11"	3.19	0.189	50	100
CT-1450	14½"	4.02	0.189	50	100
CT-1700	17"	4.92	0.189	50	100

### CTB... BLACK UV STABILIZED FOR OUTDOOR USE

<b>Miniature</b>					
CTB-0475	4¾"	1.18"	0.098"	18 lb	100
<b>Standard</b>					
CTB-0750	7½"	2.05	0.189	50	100
CTB-1100	11"	3.19	0.189	50	100
CTB-1450	14½"	4.02	0.189	50	100
CTB-1700	17"	4.92	0.189	50	100
<b>Heavy Duty</b>					
CTB-1775	17¾"	5.24	0.354	175	100
CTB-2400	24"	7.28	0.354	175	100

**Petrowrap** is a tape system designed to repel water, salt, alkalis and acids to protect surfaces from corrosion. Composed mainly of petroleum and anti-corrosion agents, Petrowrap will not harden or peel, and requires no maintenance. Protect your flanges, steel pipes, marine deck equipment by following these simple steps

1. Start with a dry surface
2. Eliminate air pockets by using petrowrap filler
3. Wrap petrowrap tape spirally with a 50% overlap to assure total protection.

Part No.	Description
----------	-------------

### G12... PETROWRAP ANTI-CORROSION TAPE



G12PT-200	Tape, 2" wide x 394" long
G12PT-400	Tape, 4" wide x 394" long
G12PTF	Filler, 500g (1.1 lb) block
G12PTOW	Overwrap Tape

### THREAD SEALANT

Part No.	Description	Pkg Qty
----------	-------------	---------

### G10P... TEFLON® TAPE (Teflon is a registered trademark of Dupont Corporation)



Our standard white Teflon® tape measures 0.003" thick  
 G10P ½" wide, 520" long 10  
 G10PW ¾" wide, 520" long 10

Petro Tape is light green and is ULC listed for natural gas  
 G10PG ½" wide, 540" long 10  
 G10PGW ¾" wide, 540" long 10

Our Heavy Duty pink tape is 33% thicker (0.004") and is UL listed for natural gas  
 G10PH ½" wide, 260" long 10  
 G10PHW ¾" wide, 520" long 10  
 For Stainless steel threads we offer a thick, high density tape with nickel pigment:  
 G10PSS ½" wide, 260" long 10

### G10L... LIQUID THREAD SEALANT



G10L-2 59ml (2 US fl.oz) tube of thread sealant  
 G10L-4 118ml (4 US fl.oz) liquid thread sealant  
 G10L-8 237ml (8 US fl.oz) liquid thread sealant  
 G10LM-8 250ml metallic paste compound with lead

### G38-GL2... LUBRICANT FOR INSTALLING GROOVED FITTINGS

This lubricant is water soluble and non-toxic, contains no petroleum and will not support bacterial growth. Designed to prevent accidental pinching of gasket when installing grooved couplings.



G38-GL2 2 lb container

### AEROSOL LUBRICANT & PENETRANT



G10-12/34 340g (15 US fl.oz) aerosol can

## ACCESSORIES

We stock 90 durometer nitrile o-rings that are suitable for high pressure hydraulic service. Softer 70 durometer seals are sometimes preferred for general industrial and automotive use. Where these are preferred for quick coupling repair seals, we stock these as well. Specify G11-N90 for hydraulic service and G11-N70 for low pressure use. Our part number includes the AS568 size reference. This list is limited to popular inch sized parts, since the AS568 specification lists about 350 sizes up to 26" diameter. Please call us for other sizes and materials. To view a complete listing of AS568 sizes visit the resources section on our website.

G11KIT O-ring kits contain 380 assorted o-rings in different sizes.

### G11KIT... INDUSTRIAL O-RING KITS



### G11... O-RINGS



Part Number	Cross Section*	Nominal Size I.D.	Pkg Qty
G11-N90-006	1/16"	1/8"	100
G11-N90-007	1/16"	5/32"	100
G11-N90-008	1/16"	3/16"	100
G11-N90-009	1/16"	7/32"	100
G11-N90-010	1/16"	1/4"	100
G11-N90-011	1/16"	5/16"	100
G11-N90-012	1/16"	3/8"	100
G11-N90-110*	3/32"	3/8"	100
G11-N90-111	3/32"	7/16"	100
G11-N90-112*	3/32"	1/2"	100
G11-N90-113	3/32"	9/16"	100
G11-N90-114*	3/32"	5/8"	100
G11-N90-115	3/32"	11/16"	100
G11-N90-116	3/32"	3/4"	100
G11-N90-210	1/8"	3/4"	100
G11-N90-211	1/8"	13/16"	100
G11-N90-212	1/8"	7/8"	100
G11-N90-213	1/8"	15/16"	100
G11-N90-214	1/8"	1"	100
G11-N90-215	1/8"	1 1/16"	100
G11-N90-216	1/8"	1 1/8"	100
G11-N90-217	1/8"	1 3/16"	100
G11-N90-218	1/8"	1 1/4"	100
G11-N90-219	1/8"	1 5/8"	100
G11-N90-220	1/8"	1 3/8"	100
G11-N90-221	1/8"	1 7/16"	100
G11-N90-222	1/8"	1 1/2"	100
G11-N90-225	1/8"	1 7/8"	100
G11-N90-228	1/8"	2 1/4"	100
G11-N90-232	1/8"	2 3/4"	100
G11-N90-237	1/8"	3 3/8"	100
G11-N90-325	3/16"	1 1/2"	100
G11-N90-326	3/16"	1 5/8"	100
G11-N90-327	3/16"	1 3/4"	100

Part No.	Description
G11KIT-N70	70 Durometer - Industrial/Automotive
G11KIT-N90	90 Durometer - Hydraulic
G11KIT-N70M	70 Durometer - Metric Industrial/Automotive

NOTE: Actual cross sections are larger than nominal size to allow for compression sealing. Cross sectional compression should be 10-30%. In addition, o-rings should be specified that are slightly smaller than the actual diameter of the rod or tube, so that they fit snugly. Ideally, they should be stretched 2% to 3% on installation.

\* Sizes marked with an asterisk are also stocked in 70 durometer for quick coupling use.

# ACCESSORIES

Part No.	Thread Type	Thread & Description	Std Pkg
----------	-------------	----------------------	---------

## GREASE GUN COUPLER



G13C-02	1/8" NPT	Standard duty narrow model	5
G13CHD-02	1/8" NPT	Heavy duty model	5
G14C-02	1/8" NPT	Fits 5/8" button head fittings	5

Part No.	Thread Type	Thread & Description	Std Pkg
----------	-------------	----------------------	---------

## BUTTON HEAD GREASE FITTING



G14NPT-02	1/8" NPT	5/8" Button head straight	10
-----------	----------	---------------------------	----

*Note: Button head fittings are typically used on large machinery where a greater flow of grease is required.*

## GREASE FITTINGS



G13UNF-00	1/4-28	Straight	100
G13UNF-45	1/4-28	45°	100
G13UNF-90	1/4-28	90°	100
G13NPT-02-00	1/8" NPT	Straight	100
G13NPT-02-45	1/8" NPT	45°	100
G13NPT-02-90	1/8" NPT	90°	100
G13NPT-04-00	1/4" NPT	Straight	100
G13M-06-00	6mm Metric	Straight	100
G13M-06-45	6mm Metric	45°	100
G13M-06-90	6mm Metric	90°	100
G13M-08-00	8mm Metric	Straight	100
G13M-08-45	8mm Metric	45°	100
G13M-08-90	8mm Metric	90°	100
G13M-10-00	10mm Metric	Straight	100
G13M-10-45	10mm Metric	45°	100
G13M-10-90	10mm Metric	90°	100
G13BSPT-02-00	1/8" BSPT	Straight	100
G13BSPT-02-45	1/8" BSPT	45°	100
G13BSPT-02-90	1/8" BSPT	90°	100

## GREASE FITTING ASSORTMENTS

G13KIT-SAE	100 pieces assorted SAE
G13KIT-METRIC	110 pieces assorted metric
G13KIT-COMBO	70 pieces SAE & metric

## GREASE ADAPTERS



1608GR



1648GR



1698GR

1608GR-01-02	1/4-28	Female 1/8" NPT Adapter	10
1648GR-01-02	1/4-28	Female 1/8" NPT 45° Adapter	10
1698GR-01-02	1/4-28	Female 1/8" NPT 90° Adapter	10

## GREASE FITTING CAPS



G13PC	Fits standard grease fittings	100
-------	-------------------------------	-----



### METAL CHARACTERISTICS

#### Aluminum

This silver white metal is very malleable and quite corrosion resistant, since the surface reacts with oxygen to form a protective aluminum oxide coating. This coating is quite resistant to many chemicals—even acids, but can be penetrated by alkaline substances. It is lightweight and easy to machine, forge and cast. Alloys of aluminum are formed by adding a variety of other elements such as copper, manganese, zinc to produce products that can vary in strength, corrosion resistance, weight, and ease of forging.

#### Brass

Brass is an alloy primarily of copper and zinc with trace elements typically including silicon and iron. Brass is a golden yellow and weathers to a green color but is relatively corrosion resistant.

#### Bronze

An alloy of primarily copper and tin with traces typically including silicon and iron. Bronze was the first widely used metal strong enough for weapons and tools (hence the Bronze Age). Bronze is a reddish color and weathers to green but is relatively corrosion resistant. Adding beryllium produces an alloy hard enough for production of springs and hand tools.

#### Cast Iron

Also called pig iron, cast iron describes a wide range of irons with 2% or more carbon. The high carbon content makes cast iron somewhat brittle. Cast iron cannot be forged, but must be formed by casting or machining.

#### Copper

Copper is element #29, a reddish metal that is the primary metal in alloys of brass, bronze, and monel. Small amounts of copper added to aluminum, silver, and gold make those metals harder, and added to steel copper gives corrosion resistance. Copper pennies were actually bronze, not copper, since copper is too soft. Many modern copper coins are now zinc with a copper coating.

#### Ductile Iron

Also known as malleable iron, this product is made from cast iron by adding magnesium during the casting process. The magnesium causes the carbon to collect as graphite specks, so that the surrounding iron is low enough to be ductile to some extent. (Ductile means capable of being hammered out thin without cracking). Many items identified as cast iron are actually ductile iron. Ductile iron can be arc welded.

#### Iron

Pure iron is a soft ductile metal that rusts rapidly. Adding up to 1.5% carbon creates steel which can be hardened. Adding more carbon gives cast iron which is hard but brittle.

#### Stainless Steel

Stainless steel is a generic name for a class of steels that are used primarily because of their corrosion resistance. All stainless steel alloys contain a minimum of 10.5% chromium. Other elements, particularly nickel and manganese, are added to produce different physical and mechanical properties such as hardness, ease of machining, and ease of welding. Molybdenum may be added to further increase corrosion resistance. While there are many grades of stainless, 70% of production is Type 304 (also known as 18/8, since it is 18% chromium and 8% nickel). The amounts of various elements affect other characteristics. Basically, alloys of principally chromium and iron are known as 400 series and are all magnetic. Alloys with both chromium and nickel are 300 series, and chromium, nickel, manganese alloys are known as 200 series. These two series are generally non-magnetic. For hose fittings and clamps, the major types are:

#### Type 201 and 202

Uses manganese in place of some of the nickel. Similar to 301 and 302 in corrosion resistance. Commonly found as band material for clamps.

#### Type 301, 302, and 304

General use stainless steel.

#### Type 316

For most chemicals — has a very high corrosion resistance. Used where harsh cleaning chemicals are used, or where chemical concentrations are high.

#### Type 410 and 420

Easily hardened by heat treatment. Used in machine parts and cutters as well as clamps.

#### Steel

Iron with a small percentage of carbon is steel. The more carbon, the harder the steel can be made by heat treatment. Mild steel is 0.18 to 0.20% carbon. High carbon steels start at roughly 0.75% carbon and go up to around 1.5%. Alloy steels contain other ingredients for special purposes such as corrosion resistance.

#### Wrought Iron

True wrought iron is pure iron with thin layers of silica slag that gives a grainy appearance. Wrought iron was the primary ductile form of iron for thousands of years, but it is no longer in common use. Today the term wrought iron is used to describe low carbon steel pipe and also decorative ironwork made of any metal.

#### Zinc

Element #30 is a bluish white ductile metal that is the secondary alloy in brass. Zinc is used to harden aluminum alloys, and aluminum is used to make light strong zinc alloys.



# TECHNICAL INFORMATION

## THREAD DIMENSIONS

The following tables give the actual outside dimension of male threads in inches as well as the pitch given in threads per inch. For fire hose thread dimensions, see detail listings next to G81 in our Fire Section.

## PIPE, STRAIGHT PIPE, & GARDEN HOSE THREADS

Pipe Size	Tapered Pipe		Straight Iron Pipe		Garden Hose	
	(NPT) O.D.	(NPSH) Pitch	(GHT) O.D.	(GHT) Pitch	O.D.	Pitch
1/16	0.312	27				
1/8	0.405	27				
1/4	0.540	18				
3/8	0.675	18				
1/2	0.840	14				
3/4	1.050	14	1.035	14	1.062	11 1/2
1	1.315	11 1/2	1.295	11 1/2		
1 1/4	1.660	11 1/2	1.639	11 1/2		
1 1/2	1.900	11 1/2	1.878	11 1/2		
2	2.375	11 1/2	2.352	11 1/2		
2 1/2	2.875	8	2.841	8		
3	3.500	8	3.470	8		
3 1/2	4.000	8	3.970	8		
4	4.500	8	4.470	8		
5	5.563	8				
6	6.625	8				
8	8.625	8				
10	10.750	8				
12	12.750	8				

## TUBE FITTING THREADS

Tube O.D.	Brass Compression		SAE 45° Flare		Inverted Flare	
	O.D.	Pitch	O.D.	Pitch	O.D.	Pitch
1/8	5/16	24	5/16	24	5/16	28
3/16	3/8	24	3/8	24	3/8	24
1/4	7/16	24	7/16	20	7/16	24
5/16	1/2	24	1/2	20	1/2	20
3/8	9/16	24	5/8	18	5/8	18
7/16	5/8	24	11/16	16	11/16	18
1/2	11/16	20	3/4	16	3/4	18
5/8	13/16	18	7/8	14	7/8	18
3/4	1	18	11/16	14	11/16	16
7/8	11/8	18	11/4	12	13/16	16
1	11/4	16	13/8	12		

## DIMENSIONS OF 150lb ANSI FLANGES

Nominal Size	Flange O.D.	Flange Thickness	No. of Bolts	Bolt Size	Dia. of Bolt Holes	Dia. of Bolt Circle
1 1/4	4.25	9/16	4	1/2	5/8	3 1/8
1 1/2	5	11/16	4	1/2	5/8	3 7/8
2	6	3/4	4	5/8	3/4	4 3/4
2 1/2	7	7/8	4	5/8	3/4	5 3/4
3	7.5	15/16	4	5/8	3/4	6
4	9	15/16	8	5/8	3/4	7 1/2
5	10	15/16	8	3/4	7/8	8 1/2
6	11	1	8	3/4	7/8	9 1/2
8	13.5	1 1/8	8	3/4	7/8	11 3/4
10	16	1 3/16	12	7/8	1	14 1/4
12	19	1 1/4	12	7/8	1	17

## HOW TO MEASURE A MALE FIRE HOSE THREAD

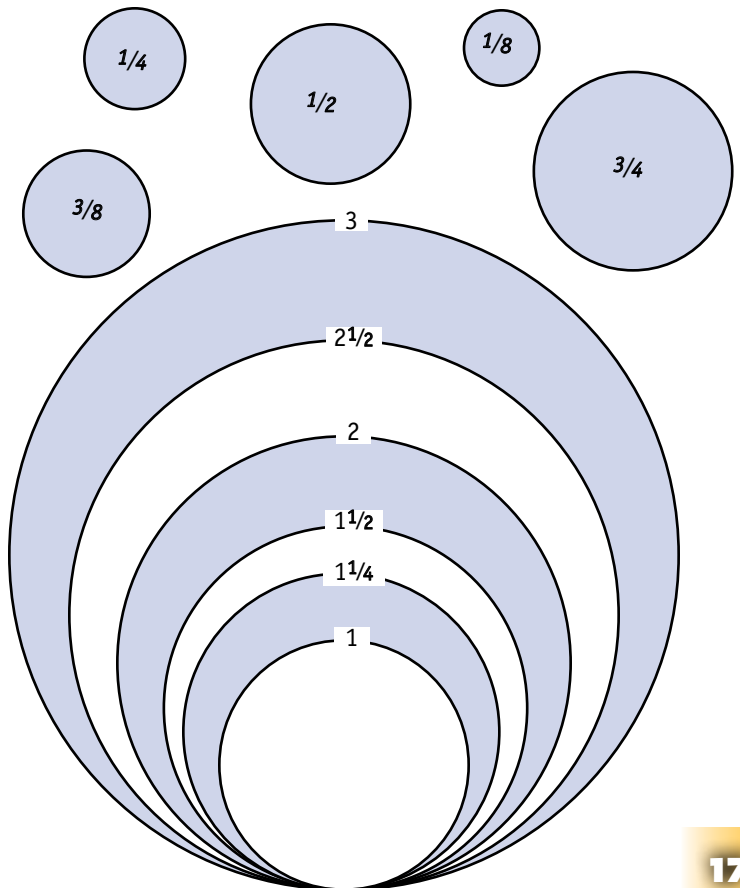
Take a strip of paper about 1 wide and wrap it around the male thread snugly so that it overlaps. Where the two ends overlap, use a pin to pierce the paper so that there is a hole in both ends. Press your thumb against the paper so that the threads leave an impression. Remove the paper and measure the distance between the pinholes. This distance, divided by 3.1416, equals the thread o.d. Count the number of thread impressions showing on the paper and divide by the total width of the impressions (in inches). This figure is the pitch in threads per inch.

## PRESSURE/TEMPERATURE RATINGS FOR MALLEABLE IRON FITTINGS

The standard malleable fittings shown in this catalog are Class 150 and meet the working pressures shown here for that class. Heavier Class 300 parts are available on special order.

°C	°F	Class 150	Class 300		
		Working Pressure	Working Pressure	Working Pressure	Working Pressure
		All sizes	1/4-1	1 1/4-2	2 1/2-3
		300 psi	2000	1500	1000
93	200	265	1785	1350	910
121	250	225	1575	1200	825
149	300	185	1360	1050	735
185	366	150	1150	900	650
204	400	N/A	935	750	560
232	450	N/A	725	600	475
260	500	N/A	510	450	385
288	550	N/A	300	300	300

## ACTUAL MALE PIPE THREAD OUTSIDE DIAMETERS:



## HYDRAULIC QUICK COUPLINGS INTERCHANGE



CONSTRUCTION



TOOLS



DEMOLITION



INDUSTRIAL



OIL & GAS



AGRICULTURE



FORESTRY



TRAILER



PRESSURE WASH

*The range of hydraulic quick couplings is extremely diverse in terms of industries, applications, materials, and pressure ratings. To help you choose the appropriate quick coupling for your application, use these symbols found on the individual product pages. If you are looking to replace an existing coupler, use the interchange guide outlines found on the following three pages to help guide you.*

### **Quick Coupling Safety and Product Life**

It is common to see quick couplings attached directly to air tools so that users can quickly and easily change tools. This is of course, the whole point of quick couplings in the first place! However if the tool vibrates (impact guns and chipping hammers for example), the quick coupling nipple will “chatter” against the retaining balls in the coupler. The hardened ball bearings will deform (dent) the ridge in the nipple—a process called brinnelling. Eventually the ridge will become high enough that it will prevent the coupling from disconnecting. A better practice is to attach a short whip hose to the tool and use the quick coupling between the whip hose and the main supply hose (see photo). This isolates the tool vibration from the quick coupling.

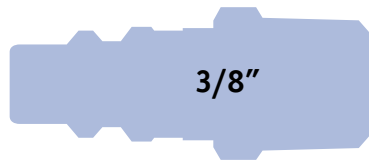
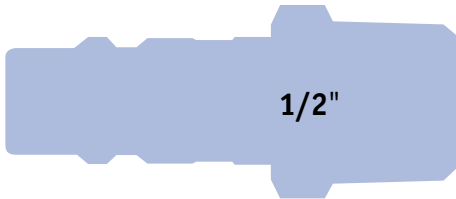
Also shown in the picture is a G29R hose restraint (also known as a whip check or safety cable), which is used to prevent the supply hose whipping dangerously if the coupling breaks or disconnects accidentally.



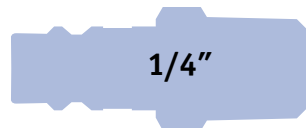
# PNEUMATIC QUICK COUPLINGS INTERCHANGE

For easy identification of popular pneumatic quick couplings use these actual size silhouettes

## *Industrial Interchange*




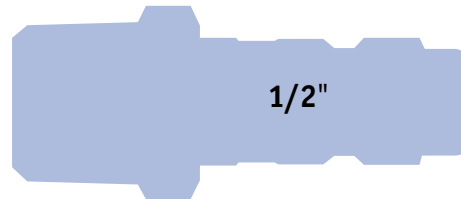
## *European Interchange*



## *Lincoln Interchange*



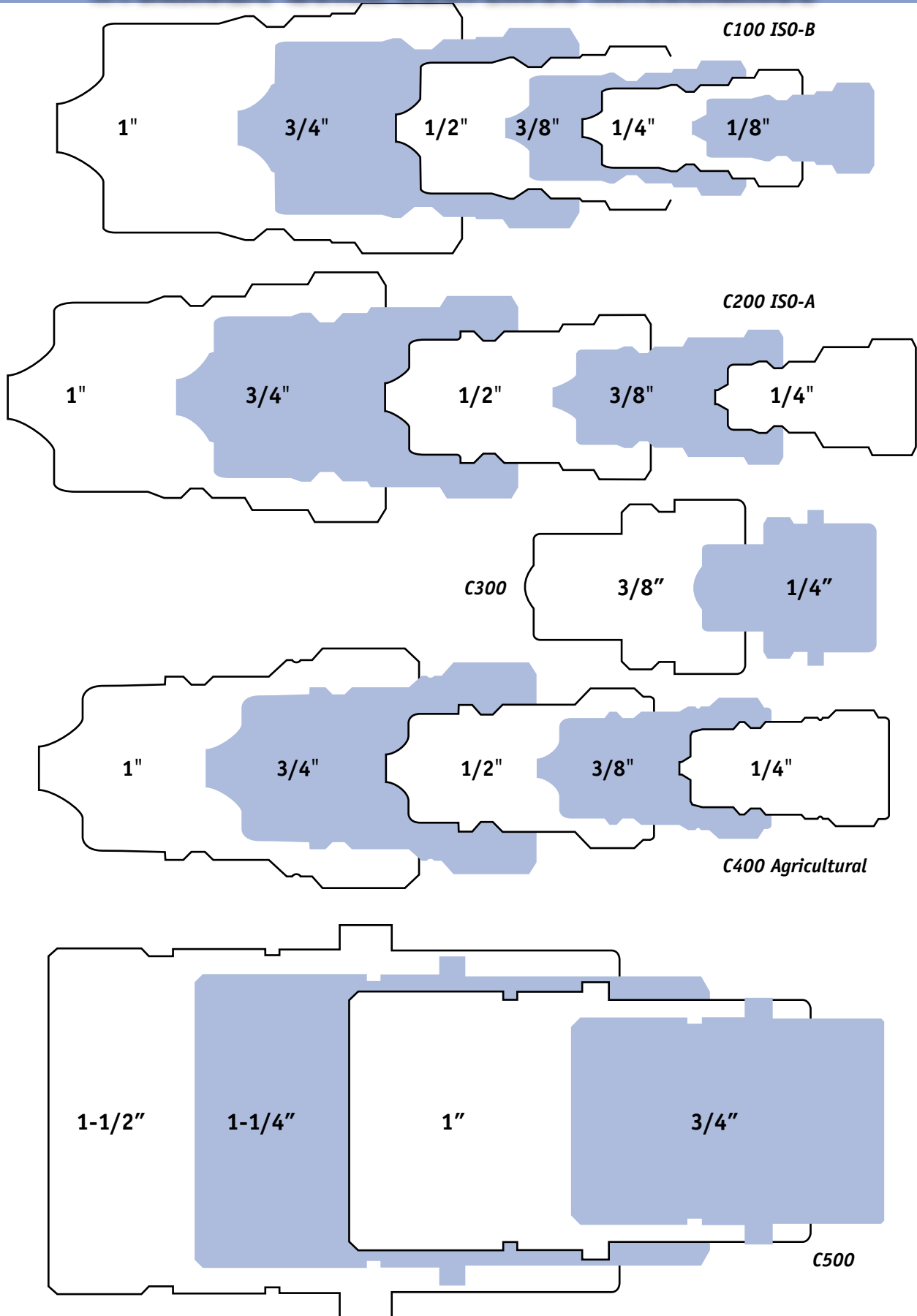
## *Automotive Interchange*



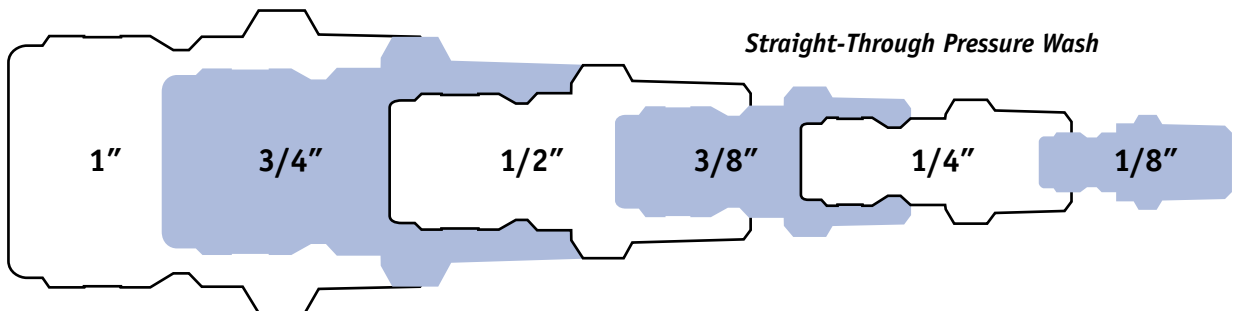
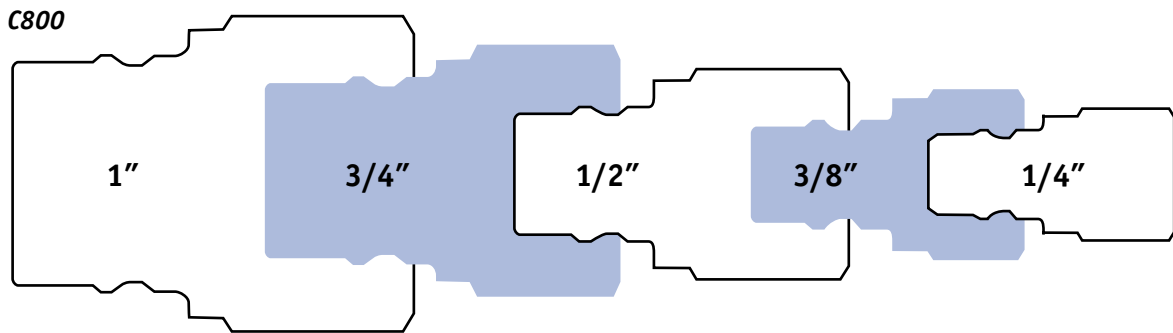
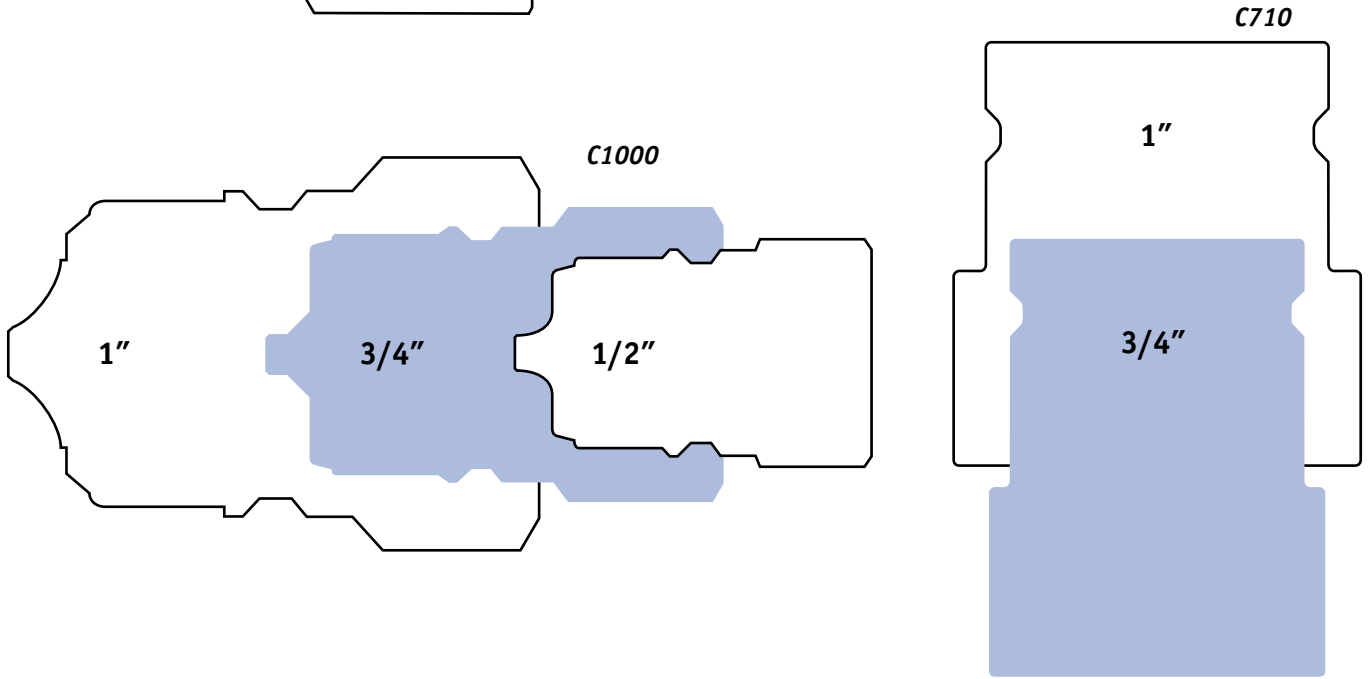
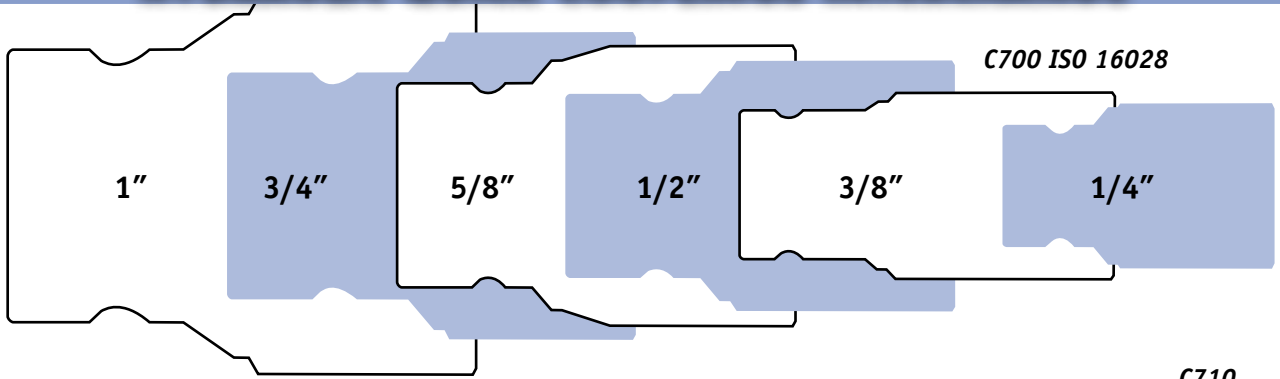
## *Aro Interchange*



# HYDRAULIC QUICK COUPLINGS INTERCHANGE



# HYDRAULIC QUICK COUPLINGS INTERCHANGE



# CHEMICAL RESISTANCE CHART

Recommendations in this chart are based upon careful examination of published data. However please remember that chemical resistance is affected by temperature, concentration, environment, exposure to multiple chemicals, and other conditions. Other requirements, such as agency standards (CSA, FDA, etc may also dictate selection. Therefore this table must only be used as a general guide.

## Chart key:

- E... excellent, no effect
- G... good, minor effect only
- C... conditional, moderate effect, may be suitable in limited applications
- X... severe effect, not recommended
- I... no data available

	302SS	304SS	316SS	440SS	Acetyl	Aluminum	Cast Bronze	Brass	Cast iron	Carbon Steel	Teflon	Nylon	Polyethylene	Polypropylene	Buna N Seal *	Viton Seal *
acetaldehyde	E	E	E	I	X	G	X	I	I	C	E	E	C	G	G	X
acetamide	I	G	E	I	I	I	I	I	I	C	I	I	I	I	E	E
acetate solvent	E	G	E	G	I	G	E	C	G	E	E	E	G	X	X	X
acetic acid	I	G	E	G	G	G	C	C	X	C	E	X	G	E	C	C
acetic acid 20%	I	G	E	I	G	I	I	C	I	I	E	X	I	E	C	E
acetic acid 80%	I	G	E	I	G	I	I	C	I	I	E	X	I	G	C	E
acetic acid, glacial	I	G	E	E	I	G	C	C	X	E	E	X	G	G	X	X
acetic anhydride	G	E	E	G	I	G	C	X	G	X	E	X	E	E	E	X
acetone	E	E	E	G	X	E	E	E	E	E	E	E	C	G	X	X
acetyl chloride	I	C	E	I	I	I	X	I	I	I	E	I	I	I	I	E
acetylene	E	E	E	E	X	E	G	I	E	E	I	E	I	X	E	E
acrylonitrile	E	E	C	I	I	G	E	I	C	I	I	I	I	G	X	C
alum potassium sulfate (alum), 10%	I	E	I	I	I	E	I	I	X	E	E	E	E	I	I	E
alum potassium sulfate (alum), 100%	I	X	E	G	I	G	C	I	I	E	E	X	G	E	E	E
aluminum chloride	C	X	C	I	X	X	C	I	X	G	E	X	I	E	E	E
aluminum chloride 20%	I	X	C	X	I	G	X	I	X	E	I	E	G	E	E	E
aluminum fluoride	I	X	C	X	I	I	I	I	I	E	E	X	G	E	E	E
aluminum hydroxide	I	E	E	E	I	E	E	I	X	E	E	E	I	E	E	E
aluminum sulfate	I	C	C	E	G	E	C	C	X	E	E	E	G	E	E	E
amines	E	E	E	I	I	E	G	I	E	G	E	E	I	I	X	X
ammonia 10%	I	I	E	I	I	I	I	I	I	I	E	E	I	E	X	E
ammonia, anhydrous	E	G	E	E	I	G	X	I	X	G	E	E	G	E	G	X
ammonia, liquids	I	E	E	E	I	X	X	I	E	E	E	I	X	E	G	X
ammonia, nitrate	I	E	E	E	I	C	X	I	I	E	I	I	I	E	E	I
ammonium bifluoride	I	C	E	I	I	X	I	I	I	I	I	I	I	E	E	E
ammonium carbonate	G	E	E	E	X	C	G	I	C	G	E	E	I	E	X	G
ammonium casenite	I	I	E	I	I	I	I	I	I	I	I	I	I	I	I	I
ammonium chloride	C	E	C	E	X	C	X	C	X	X	E	E	G	E	E	E
ammonium hydroxide	E	E	E	E	X	C	X	X	E	C	E	E	G	E	G	G
ammonium nitrate	E	E	E	E	G	G	X	X	E	X	E	X	G	E	E	X
ammonium oxalate	I	E	E	E	I	I	I	I	I	E	I	I	I	I	E	I
ammonium persulfate	I	E	E	E	I	C	E	I	X	E	E	X	I	E	E	C
ammonium phosphate, dibasic	G	E	E	E	I	G	C	I	I	X	E	E	G	E	E	E
ammonium phosphate, monobasic	I	E	E	E	I	G	X	I	I	E	E	E	G	E	E	E
ammonium phosphate, tribasic	G	E	E	E	I	G	C	I	C	X	E	E	G	E	E	E
ammonium sulfate	C	X	G	E	I	G	G	C	C	C	E	X	G	E	E	X
ammonium thio-sulfate	I	I	E	I	I	I	I	I	X	E	I	I	I	I	E	I
amyl alcohol	E	E	E	I	G	C	E	G	C	C	E	E	G	G	G	G
amyl chloride	I	C	G	I	I	X	E	I	I	E	E	C	X	X	X	E
amyl-acetate	G	E	E	C	X	G	C	I	I	C	E	G	X	X	X	X
aniline	G	E	E	E	X	C	C	I	I	C	E	C	C	G	X	C
aniline oil	I	E	E	I	I	C	E	I	E	I	E	C	I	E	X	E
anise oil	I	E	E	I	I	I	I	I	I	I	I	I	I	I	I	I
anti-freeze	I	E	E	I	I	E	G	G	G	C	E	E	G	E	E	E
antimony trichloride	I	X	X	I	I	X	I	I	I	I	E	X	E	I	I	E
aqua regia (80%, hcl, 20%, hno)	I	X	X	I	I	X	X	I	I	I	E	X	X	C	X	C
aromatic hydrocarbons	I	I	E	I	E	E	E	I	E	E	I	I	C	I	X	E
arsenic acid	G	E	E	I	I	X	X	G	X	X	E	E	G	E	E	E
asphalt	I	G	E	I	C	C	E	I	C	I	I	E	I	E	G	E
barium carbonate	G	E	E	E	I	G	G	I	G	G	E	E	G	E	E	E
barium chloride	C	X	E	E	I	X	G	I	I	C	E	G	G	E	E	E
barium cyanide	I	I	E	I	I	I	C	I	I	E	I	I	G	I	C	E
barium hydroxide	G	C	E	E	I	X	G	I	C	C	E	E	G	E	E	E
barium nitrate	I	E	E	I	I	X	I	E	E	E	I	I	I	I	E	E
barium sulfate	G	E	E	E	I	X	C	I	C	C	E	E	G	E	E	E
beet sugar liquids	E	E	E	I	I	E	E	G	E	I	E	E	I	E	E	E
benzaldehyde	E	E	E	I	X	G	E	I	G	E	E	C	X	X	X	X
benzene	G	E	E	E	X	G	G	E	G	C	E	E	X	X	X	E

\* NOTE: The ratings given for BUNA N and VITON rubber are based on their use as seals in couplings. For Chemical Resistance of Hose components refer to the tables in our Hose Catalog.

# CHEMICAL RESISTANCE CHART

	302SS	304SS	316SS	440SS	Acetyl	Aluminum	Cast Bronze	Brass	Cast iron	Carbon Steel	Teflon	Nylon	Polyethylene	Polypropylene	Buna N Seal*	Viton Seal*
benzoic acid	G	E	E	E	X	G	G	I	X	I	E	X	G	X	X	E
benzol	I	E	E	I	I	G	G	E	I	I	E	E	I	E	X	X
benzyl alcohol	I	E	E	I	I	G	E	C	I	I	I	E	X	E	X	E
bone oil	I	E	E	I	I	I	E	I	I	I	I	I	I	I	E	E
borax (sodium borate)	I	E	E	E	G	C	E	G	E	C	E	E	G	E	G	E
boric acid	G	E	E	E	E	G	G	C	X	I	E	E	G	E	E	E
brewery slop	I	I	E	I	I	I	E	I	E	I	I	I	I	I	E	E
bromine (wet)	X	X	X	X	X	X	C	I	X	X	E	X	X	X	X	E
butadiene	E	E	E	I	I	E	C	E	C	C	E	E	I	I	E	E
butane	E	E	E	I	X	E	E	E	C	C	E	E	C	X	E	E
butanol	I	E	E	I	I	G	G	C	C	C	E	E	G	G	E	E
butter	I	G	E	I	E	E	X	I	X	I	I	I	I	I	E	E
buttermilk	E	E	E	E	I	E	X	I	X	I	E	E	I	I	E	E
butyl acetate	I	I	C	I	X	E	E	I	I	E	E	I	C	X	G	X
butyl alcohol	E	E	E	I	I	G	G	C	C	C	E	E	G	G	E	E
butylene	E	G	E	I	I	E	E	E	E	E	E	I	I	I	G	E
butyric acid	G	G	E	E	I	G	C	I	X	I	E	X	I	E	X	X
calcium bisulfate	C	X	E	I	I	X	X	X	X	I	E	E	I	I	E	E
calcium bisulfide	I	I	G	I	I	C	C	I	I	I	E	E	G	E	E	E
calcium bisulfite	I	G	E	I	I	C	C	I	I	I	E	E	I	E	E	E
calcium carbonate	G	E	E	E	I	C	C	I	X	I	E	E	G	E	E	E
calcium chlorate	I	G	E	I	I	I	C	I	I	I	E	E	E	I	I	E
calcium chloride	C	E	X	C	G	C	G	I	C	I	E	E	G	E	E	E
calcium hydroxide	G	E	E	I	I	C	G	I	I	I	E	E	G	E	E	E
calcium hypochlorite	X	X	C	C	X	C	X	I	X	I	E	X	G	E	G	E
calcium sulfate	G	E	E	E	I	G	G	I	I	I	E	E	G	E	E	E
calgon	I	E	E	I	I	I	C	I	X	I	I	I	I	E	E	E
cane juice	I	E	E	I	I	G	G	C	E	I	I	E	I	X	E	I
carbolic acid (see phenol)	I	I	I	I	I	I	I	I	I	I	I	I	I	I	I	I
carbon bisulfide	G	E	E	E	I	E	C	I	G	I	I	E	I	X	X	E
carbon dioxide (wet)	I	E	E	I	G	C	C	C	C	I	E	I	I	I	I	I
carbon monoxide	I	E	E	I	I	E	I	I	I	I	I	E	G	E	E	E
carbon tetrachloride	G	G	G	E	X	C	C	E	C	X	E	E	X	X	C	E
carbonated water	G	E	E	E	I	E	G	I	X	I	I	E	I	E	E	E
carbon disulfide	I	G	E	I	I	C	C	C	G	C	E	E	X	X	X	E
carbonic acid	G	E	G	E	I	E	G	I	X	I	E	E	G	E	G	E
castor oil	I	E	E	I	I	E	E	I	E	I	I	I	I	I	E	E
chloracetic acid	X	X	X	X	I	C	X	I	X	I	E	X	X	X	X	X
chloric acid	I	X	X	I	I	I	I	I	I	I	E	I	I	I	X	I
chlorinated glue	I	E	E	I	I	X	C	I	X	I	I	C	I	I	C	E
chlorine (dry)	G	E	E	I	X	X	E	G	E	I	E	I	I	I	I	X
chlorine water	X	I	X	I	X	X	X	X	X	I	E	X	I	X	X	E
chlorine, anhydrous liquid	I	X	X	X	I	X	X	I	C	I	E	X	X	X	X	E
chlorobenzene (mono)	E	E	E	E	I	G	G	I	G	C	E	E	X	X	X	E
chloroform	E	E	E	E	X	X	G	I	X	C	E	C	X	X	X	E
chlorosulfonic acid	X	X	I	X	I	X	X	I	I	X	E	X	X	X	X	X
chlolorox (bleach)	I	E	E	I	I	C	E	I	X	C	E	X	I	X	C	E
chocolate syrup	I	E	E	E	I	E	I	I	X	I	I	E	I	E	E	E
chromic acid 5%	I	E	E	G	X	C	X	X	X	I	I	X	G	E	X	E
chromic acid 10%	I	G	I	I	X	I	I	X	I	I	E	X	I	E	X	E
chromic acid 30%	I	G	I	I	X	I	I	X	I	I	E	X	I	E	X	E
chromic acid 50%	C	G	G	I	X	C	X	X	X	I	E	X	C	G	X	E
cider	I	E	E	E	I	G	E	I	X	I	I	I	G	I	E	E
citric acid	I	E	E	E	C	C	X	C	X	I	E	C	G	G	X	E
citric oils	I	E	E	I	I	C	G	I	I	I	I	I	I	E	E	E
cod liver oil	I	E	E	E	I	G	I	I	I	I	I	E	I	E	E	E
coffee	E	E	E	E	I	E	G	I	C	I	E	E	I	E	E	E
copper chloride	C	X	X	G	I	X	X	I	X	I	E	X	G	E	E	E
copper cyanide	I	E	E	E	I	X	C	I	X	I	E	E	G	E	G	G
copper floroborate	I	X	X	I	I	X	X	I	X	I	E	I	E	I	G	E
copper nitrate	G	E	E	G	I	X	X	I	I	I	E	X	G	E	E	E
copper sulfate	G	G	I	I	I	I	C	X	I	I	E	C	I	E	G	G
copper sulfate (5% sol)	I	E	E	E	E	X	X	X	X	I	E	X	G	E	E	E
corn oil	I	E	E	E	I	G	G	I	E	I	I	E	I	E	E	E
cotton seed oil	G	E	E	E	E	G	G	I	E	C	E	E	I	E	E	E
cream	I	E	E	I	I	E	C	I	X	I	I	E	I	E	E	E

\* NOTE: The ratings given for BUNA N and VITON rubber are based on their use as seals in couplings. For Chemical Resistance of Hose components refer to the tables in our Hose Catalog.

# CHEMICAL RESISTANCE CHART

	302SS	304SS	316SS	440SS	Acryel	Aluminum	Cast Bronze	Brass	Cast iron	Carbon Steel	Teflon	Nylon	Polyethylene	Polypropylene	Buna N Seal*	Viton Seal*
creosote	I	E	E	I	G	E	I	I	I	I	I	I	I	X	E	E
cresols	I	E	E	I	I	G	X	C	I	I	I	I	X	C	X	X
cresylic acid	G	E	E	I	I	C	C	I	I	I	E	X	C	I	X	E
cyanic acid	I	E	I	I	I	I	I	I	I	I	I	I	I	I	C	I
cyclohexane	I	E	I	I	I	E	E	I	I	E	I	I	I	X	E	E
detergents	I	E	E	I	G	E	E	I	I	E	I	E	G	E	E	E
diacetone alcohol	I	E	E	I	I	E	E	C	I	E	I	E	I	X	X	X
dichlorethane	I	E	E	I	I	I	I	I	I	I	E	E	X	I	I	G
diesel fuel	E	E	E	I	I	E	E	I	E	E	I	I	I	X	E	E
diesel fuel (2d, 3d, 4d, 5d)	I	E	E	I	I	E	E	I	I	I	I	E	I	E	E	E
diethylamine	E	E	I	I	I	E	E	I	I	I	E	I	I	C	G	X
diethylene glycol	I	E	I	I	I	I	E	I	I	I	I	E	G	I	E	E
diphenyl oxide	I	E	I	I	I	I	E	I	I	I	I	I	I	I	X	E
dyes	I	E	E	I	I	G	C	I	I	I	I	I	I	I	I	E
epsom salts (magnesium sulfate)	G	E	E	E	I	E	G	I	I	I	I	I	I	E	E	E
ethane	E	E	I	I	I	E	E	I	I	I	I	I	I	I	E	E
ethanol	I	E	E	E	E	G	E	C	E	E	I	E	G	E	E	E
ethanolamine	I	E	E	I	I	I	I	I	I	C	I	I	I	I	G	X
ether	E	E	E	E	I	E	G	E	I	G	I	C	I	I	X	C
ethyl acetate	I	E	E	I	X	G	G	I	I	C	E	E	C	C	X	X
ethyl chloride	I	E	E	E	I	G	G	I	C	X	E	E	X	X	X	E
ethyl sulfate	I	X	I	I	I	I	I	I	I	I	I	I	I	I	E	E
ethylene chloride	I	E	E	I	I	C	E	I	C	C	E	I	I	X	X	E
ethylene dichloride	I	E	E	I	I	X	C	I	I	C	E	E	X	E	X	E
ethylene glycol	I	E	E	I	E	E	G	G	G	C	E	E	G	E	E	E
ethylene oxide	I	I	E	I	I	E	E	I	I	I	E	E	I	I	X	X
fatty acids	I	E	E	I	I	G	C	I	X	I	E	E	G	E	C	E
ferric acid	I	X	X	X	I	X	X	X	X	I	E	X	G	E	X	E
ferric nitrate	I	E	E	E	I	X	X	I	I	I	E	X	G	E	E	E
ferric sulfate	I	E	C	E	I	X	X	X	X	I	E	E	I	E	G	E
ferrous chloride	I	X	X	I	X	X	C	I	X	I	E	X	G	E	G	E
ferrous sulfate	G	E	C	I	G	X	C	I	X	X	E	X	G	E	G	E
fluoboric acid	I	X	G	I	I	I	I	I	X	I	E	C	G	E	G	E
fluorine	X	X	X	I	I	X	X	I	X	X	C	X	C	I	I	I
fluosilicic acid	I	I	G	I	I	X	I	I	X	I	E	X	G	E	E	G
formaldehyde	E	E	E	I	I	E	E	G	X	E	E	E	G	E	C	X
formaldehyde 40%	I	I	E	I	X	I	I	I	I	I	E	X	I	E	G	X
formic acid	C	E	G	G	X	X	C	C	X	X	E	X	G	E	X	G
freon 11	E	I	E	I	I	G	G	I	C	G	E	E	C	I	C	G
freon 113	I	I	E	I	I	G	G	I	I	I	I	E	I	I	E	C
freon 12 (wet)	I	I	X	I	I	G	G	I	I	I	E	E	C	E	E	E
freon 22	I	I	E	I	I	G	G	I	I	I	I	E	I	I	X	X
freon t.f.	I	I	E	I	I	G	G	I	I	I	I	E	I	X	E	G
fruit juice	E	E	E	E	I	G	G	I	X	X	X	E	G	E	E	E
fuel (1,2,3,5a, 5b, 6)	I	E	E	I	I	E	E	I	I	I	E	I	I	G	G	E
fuel oils	E	E	E	I	I	E	G	I	C	G	E	E	X	G	E	E
furan resin	I	E	E	I	I	E	E	I	E	E	E	I	I	I	X	E
furfural	E	E	E	I	I	E	E	I	I	E	E	E	X	X	X	X
gallic acid	G	E	E	I	I	E	E	I	X	X	E	E	I	I	E	G
gasoline	E	E	E	E	I	E	E	I	E	E	E	E	X	C	E	E
gelatin	E	E	E	E	I	E	E	C	X	X	E	E	I	E	E	E
glucose	E	I	E	I	E	E	E	E	G	G	E	E	G	E	E	E
glue p.v.a.	G	G	E	I	I	G	E	I	I	E	E	E	I	I	E	E
glycerine	E	E	E	E	E	E	E	G	G	G	E	E	I	E	E	E
glycolic acid	I	I	I	I	I	I	I	I	I	I	I	I	G	E	E	E
gold monocyanide	I	I	E	I	I	I	E	I	X	I	I	I	I	I	E	E
grape juice	I	E	E	I	I	G	G	I	X	I	I	I	G	I	E	E
grease	E	E	E	I	I	E	G	I	E	E	E	E	I	I	E	E
heptane	E	I	E	I	I	E	E	I	I	G	E	E	X	X	E	E
hexane	E	E	E	I	I	E	G	I	I	G	E	E	I	C	E	E
hexyl alcohol	I	E	E	I	I	E	E	C	I	E	I	E	I	E	E	E
honey	I	E	E	I	I	E	E	I	E	I	I	E	I	E	E	E
hydraulic oils (petroleum)	E	E	E	I	I	E	G	I	E	E	E	E	I	X	E	E
hydraulic oils (synthetic)	I	E	E	I	I	E	E	I	E	I	I	E	I	X	C	E
hydrazine	I	E	E	I	I	I	I	I	C	I	I	I	I	I	G	E
hydrobromic acid	X	X	X	X	X	X	X	I	X	X	E	X	G	G	X	E

\* NOTE: The ratings given for BUNA N and VITON rubber are based on their use as seals in couplings. For Chemical Resistance of Hose components refer to the tables in our Hose Catalog.



# CHEMICAL RESISTANCE CHART

	302SS	304SS	316SS	440SS	Acetyl	Aluminum	Cast Bronze	Brass	Cast iron	Carbon Steel	Teflon	Nylon	Polyethylene	Polypropylene	Buna N Seal *	Viton Seal *
hydrobromic acid 20%	I	I	X	I	I	I	I	I	I	I	E	X	I	E	X	E
hydrochloric acid (dry gas)	X	C	E	I	I	X	I	I	I	X	E	I	I	I	I	I
hydrochloric acid 100%	I	X	X	I	I	X	X	I	X	I	E	X	E	I	X	C
hydrochloric acid 20%	I	X	X	X	X	X	X	I	X	I	E	X	E	E	C	E
hydrochloric acid 37%	I	X	X	X	X	X	X	I	X	I	E	X	E	E	C	E
hydrocyanic acid	E	E	E	C	I	E	X	X	I	C	E	E	G	E	C	E
hydrocyanic acid (gas 10%)	I	X	X	I	I	I	I	I	I	I	E	I	I	I	I	I
hydrofluoric acid 100%	X	X	X	I	X	X	X	I	X	X	E	I	X	I	X	I
hydrofluoric acid 20%	I	X	X	X	X	X	X	I	X	I	E	X	C	E	X	E
hydrofluoric acid 75%	I	C	X	I	X	X	X	I	X	I	E	X	C	G	X	E
hydrofluosilicic acid	I	X	X	I	I	C	X	I	I	I	E	I	I	I	I	I
hydrofluosilicic acid 20%	I	X	X	I	I	X	E	I	X	I	E	X	I	E	G	E
hydrogen gas	E	E	E	I	X	E	E	I	G	G	E	I	I	I	I	E
hydrogen peroxide	I	E	G	E	I	E	X	X	X	X	E	X	G	E	X	E
hydrogen peroxide 10%	I	C	C	I	I	E	X	X	X	I	E	X	E	I	E	I
hydrogen peroxide 30%	I	I	G	I	I	I	I	X	I	I	E	X	I	E	X	E
hydrogen sulfide (dry)	E	C	E	I	X	X	X	C	G	G	E	X	I	I	I	X
hydrogen sulfide, aqueous solution	I	X	E	C	X	C	X	C	X	I	E	X	G	E	C	X
hydroxyacetic acid (70%)	I	I	I	I	I	X	I	I	I	I	I	I	I	I	E	E
indium sulfamate plating r.t.	I	I	C	I	I	I	I	I	I	I	E	X	I	E	E	E
ink	E	E	E	I	I	C	C	I	X	X	I	E	G	I	E	E
iodine	I	X	X	X	X	X	X	I	X	I	E	X	X	X	G	E
iodine (in alcohol)	I	I	G	I	I	I	I	I	I	I	E	X	I	G	X	E
iodoform	G	C	E	I	I	E	C	I	C	G	E	E	I	I	I	E
isobutyl alcohol	I	E	E	I	I	G	E	C	I	E	I	E	I	E	C	E
isopropyl acetate	I	I	G	I	I	C	I	I	I	I	I	I	I	I	X	X
isopropyl alcohol	I	E	E	I	G	G	E	C	C	E	I	E	I	E	C	E
isopropyl ether	E	I	E	I	I	E	E	I	I	E	E	I	I	X	G	X
isotane	I	I	I	I	I	E	I	I	I	I	I	I	I	X	E	E
jet fuel (jp#, jp4, jp5)	E	E	E	I	I	E	E	I	E	E	E	E	I	X	E	E
kerosene	E	E	E	E	E	E	E	E	E	G	E	E	X	X	E	E
ketones	E	E	E	I	I	G	E	I	E	E	E	E	X	X	X	X
lacquer thinners	I	I	E	I	I	I	I	C	I	I	E	E	I	G	X	I
lacquers	E	E	E	I	I	E	E	C	C	C	I	E	I	E	X	X
lactic acid	E	E	G	C	C	C	X	I	X	X	E	C	G	E	G	G
lard	G	E	E	E	I	E	E	I	E	C	I	E	I	E	E	E
latex	I	E	E	I	I	E	E	I	I	I	I	E	G	I	E	E
lead acetate	G	E	E	I	G	X	C	I	I	X	E	E	G	E	G	X
lead sulfamate	I	I	I	I	I	I	I	I	I	I	I	I	I	E	G	E
lime	I	E	E	I	I	C	E	I	E	I	I	I	I	I	E	E
linseed oil	I	E	E	E	E	E	E	I	E	I	I	E	I	E	E	E
lubricants	I	E	E	I	I	E	G	I	I	I	E	E	I	E	E	E
magnesium carbonate	I	E	E	E	I	I	I	I	I	I	I	I	G	E	E	I
magnesium chloride	G	G	G	E	G	X	G	C	X	C	E	E	G	E	E	E
magnesium hydroxide	E	E	E	I	G	X	C	G	G	G	E	E	G	E	G	E
magnesium nitrate	I	E	E	E	I	I	I	I	I	I	E	E	G	E	E	E
magnesium oxide	I	E	E	I	I	I	I	I	I	I	I	I	I	I	E	I
magnesium sulfate	G	G	E	I	I	G	G	G	C	G	E	E	G	E	E	E
maleic acid	C	E	E	E	I	G	C	I	I	G	E	E	I	C	X	E
maleic anhydride	I	I	I	I	I	I	I	I	I	I	I	I	I	I	X	E
malic acid	G	E	E	I	X	C	X	I	I	X	E	E	I	I	I	G
melamine	I	X	X	I	I	I	X	I	I	I	I	I	I	I	C	I
mercuric cyanide	E	E	E	I	I	X	X	I	I	X	E	I	G	E	E	I
mercuric chloride (dilute solution)	X	X	X	X	X	X	X	X	X	X	E	E	G	E	E	E
mercury	E	E	E	E	G	C	X	X	E	E	E	E	G	E	E	E
methanol	I	E	E	E	X	G	E	C	E	E	E	E	G	E	G	C
methyl acetate	E	I	E	I	I	E	E	I	I	G	E	I	I	I	X	X
methyl acetone	E	I	E	I	I	E	E	I	E	E	E	I	I	I	X	X
methyl acrylate	I	I	I	I	I	I	I	I	I	I	I	I	I	I	X	X
methyl alcohol 10%	E	I	E	I	I	C	C	I	I	G	E	E	I	I	G	I
methyl bromide	I	I	I	I	I	I	I	I	I	I	I	I	X	I	G	E
methyl butyl ketone	I	I	E	I	I	E	I	I	I	I	I	I	I	I	X	X
methyl cellosolve	I	I	I	I	I	E	E	I	I	I	I	I	I	E	X	X
methyl chloride	I	E	E	I	X	X	E	I	I	I	E	E	X	X	X	E
methyl dichloride	I	I	I	I	I	I	I	I	I	I	I	I	I	I	X	E
methyl ethyl ketone	I	E	E	I	I	E	E	I	I	I	E	E	X	E	X	X

\* NOTE: The ratings given for BUNA N and VITON rubber are based on their use as seals in couplings. For Chemical Resistance of Hose components refer to the tables in our Hose Catalog.

# CHEMICAL RESISTANCE CHART

	302SS	304SS	316SS	440SS	Acetyl	Aluminum	Cast Bronze	Brass	Cast iron	Carbon Steel	Teflon	Nylon	Polyethylene	Polypropylene	Buna N Seal *	Viton Seal *
methyl isobutyl ketone	I	I	E	I	I	I	I	I	I	I	E	E	I	C	X	X
methyl isopropyl ketone	I	I	E	I	I	I	I	I	I	I	I	E	I	I	X	X
methyl methacrylate	I	I	I	I	I	I	I	I	I	I	I	I	I	I	X	X
methylamine	E	I	E	I	I	E	X	I	G	G	I	I	I	I	G	I
methylene chloride	E	E	E	I	I	E	E	C	I	G	E	X	X	X	X	X
milk	E	E	E	E	G	E	C	C	X	X	I	E	G	E	E	E
mineral oil	E	E	E	E	I	E	E	I	E	G	I	E	I	G	E	E
molasses	E	E	E	E	I	E	E	G	E	E	I	E	G	E	E	E
naptha	E	E	E	E	I	E	G	I	G	G	E	E	X	E	G	E
napthalene	G	E	G	I	I	G	C	I	G	E	E	I	X	G	X	G
nickel chloride	I	E	G	I	I	X	X	I	X	I	E	E	G	E	E	E
nickel sulfate	G	E	G	I	I	X	C	C	X	X	E	E	G	E	E	E
nitric acid (10% solution)	E	E	E	E	X	X	X	I	X	X	E	X	G	E	X	E
nitric acid (20% solution)	I	E	E	X	X	X	X	I	X	I	E	X	G	E	X	E
nitric acid (50% solution)	I	E	E	E	X	X	X	I	X	I	E	X	C	X	X	E
nitric acid (concentrated solution)	I	X	G	E	X	G	X	X	X	I	E	X	X	X	X	G
nitrobenzene	G	E	G	I	X	C	X	I	G	G	E	C	X	C	X	X
octyl alcohol	I	E	E	I	I	E	E	C	I	E	I	E	I	I	G	E
oleic acid	G	E	E	G	G	G	G	C	C	C	E	E	X	C	G	X
oleum	G	I	E	I	I	G	C	C	I	G	E	I	I	X	C	E
oleum 25%	I	I	I	I	I	I	I	I	I	I	E	I	I	I	X	E
olive oil	E	E	E	I	G	E	G	I	E	G	E	E	I	E	E	E
oxalic acid (cold)	C	E	G	E	G	C	G	C	X	X	E	X	E	E	G	E
paraffin	E	E	E	E	I	E	E	I	G	G	E	E	I	E	E	E
peanut oil	I	E	E	I	I	E	E	I	E	I	I	I	I	X	E	E
pentane	E	C	C	I	I	E	E	I	G	G	E	E	I	I	E	E
perchloroethylene	G	E	E	I	I	E	C	I	G	G	E	I	I	X	C	E
petrolatum	E	I	E	I	I	G	G	I	C	C	E	E	I	I	E	E
phenol (carbolic acid)	G	E	E	E	I	G	G	X	X	X	E	X	X	G	X	E
phenol 10%	G	E	E	I	X	E	C	I	G	X	E	X	I	I	X	G
phosphoric acid (crude)	I	X	C	C	X	X	X	X	X	X	E	X	C	I	X	E
phosphoric acid (to 40% solution)	I	G	E	E	X	X	X	X	X	I	E	X	G	E	X	E
phosphoric anhydride (dry or moist)	I	E	E	I	I	I	I	X	I	I	E	I	I	I	X	X
photographic (developer)	I	C	E	C	I	C	I	I	X	I	I	I	I	G	E	E
phosphoric acid (40-100% solution)	I	C	G	G	I	X	X	X	X	I	E	X	C	E	X	E
phosphoric anhydride (molten)	I	E	E	I	I	X	X	X	I	I	E	E	X	I	C	X
phthalic anhydride	G	E	G	I	I	G	G	I	C	C	E	E	I	I	C	E
picric acid	G	E	E	I	I	C	X	X	X	X	E	E	E	I	E	E
pine oil	E	E	E	I	I	E	X	I	C	G	E	I	I	I	E	E
<b>plating solutions:</b>																
- antimony plating 130°f	I	I	E	I	I	I	I	I	I	I	E	X	I	E	E	E
- arsenic plating 110°f	I	I	E	I	I	I	I	I	I	I	E	E	I	E	E	E
- brass bath 100°f	I	I	E	I	I	I	I	I	I	I	E	E	I	E	E	E
- bronze	I	I	E	I	I	I	I	I	I	I	E	E	I	E	E	E
- cadmium cyanide bath 90°f	I	I	E	I	I	I	I	I	I	I	E	E	I	E	E	E
- cadmium fluoborate bath 100°f	I	I	E	I	I	I	I	I	I	I	E	X	I	E	G	E
- chromium barrel chrome bath 95°f	I	I	X	I	I	I	I	I	I	I	E	X	I	E	X	C
- chromium black chrome bath 115°f	I	I	C	I	I	I	I	I	I	I	E	X	I	E	X	C
- chromium chromic-sulfuric bath 130°f	I	I	C	I	I	I	I	I	I	I	E	X	I	E	X	C
- chromium fluoride bath 130°f	I	I	X	I	I	I	I	I	I	I	E	X	I	E	X	C
- chromium fluosilicate bath 95°f	I	I	C	I	I	I	I	I	I	I	E	X	I	E	X	C
- copper (electroless) 140°f	I	I	I	I	I	X	I	I	I	I	E	E	I	E	X	E
- copper acid fluoborate bath 120°f	I	I	X	I	I	I	I	I	I	I	E	X	I	E	G	E
- copper acid sulfate bath r.t.	I	I	X	I	I	I	I	I	I	I	E	X	I	E	E	E
- copper cyanide rochelle salt bath 150°f	I	I	E	I	I	I	I	I	I	I	E	E	I	E	E	E
- copper cyanide high speed bath 180°f	I	I	E	I	I	I	I	I	I	I	E	E	I	E	E	E
- copper pyrophosphate 140°f	I	I	E	I	I	I	I	I	I	I	E	E	I	E	E	E
- gold acid 75°f	I	I	C	I	I	I	I	I	I	I	E	E	I	E	E	E
- gold cyanide 150°f	I	I	E	I	I	C	I	I	I	I	E	E	I	E	E	E
- gold neutral 75°f	I	I	C	I	I	I	I	I	I	I	E	E	I	E	E	E
- iron ferrous am. sulfate bath 150°f	I	I	C	I	I	I	I	I	I	I	E	X	I	E	E	E
- iron ferrous chloride bath 190°f	I	I	X	I	I	I	I	I	I	I	E	X	I	C	G	E
- iron ferrous sulfate bath 150°f	I	I	C	I	I	I	I	I	I	I	E	X	I	E	E	E
- iron fluoborate bath 145°f	I	I	X	I	I	I	I	I	I	I	E	X	I	E	G	E
- iron sulfamate 140°f	I	I	X	I	I	I	I	I	I	I	E	X	I	E	E	E
- iron sulfate-chloride bath 160°f	I	I	X	I	I	I	I	I	I	I	E	X	I	E	G	E

\* NOTE: The ratings given for BUNA N and VITON rubber are based on their use as seals in couplings. For Chemical Resistance of Hose components refer to the tables in our Hose Catalog.

# CHEMICAL RESISTANCE CHART

	302SS	304SS	316SS	440SS	Acetyl	Aluminum	Cast Bronze	Brass	Cast iron	Carbon Steel	Teflon	Nylon	Polyethylene	Polypropylene	Buna N Seal *	Viton Seal *
- lead fluoroborate	I	I	C	I	I	I	I	I	I	I	E	X	I	E	G	E
- nickel electroless 200°f	I	I	I	I	I	I	I	I	I	I	E	X	I	X	X	E
plating solutions:																
- nickel fluoborate 100-170°f	I	I	C	I	I	I	X	I	I	I	E	X	I	E	G	E
- nickel high chloride 130-160°f	I	I	C	I	I	I	I	I	I	I	E	X	I	E	E	E
- nickel sulfamate 100-140°f	I	I	C	I	I	I	I	I	I	I	E	E	I	E	E	E
- nickel watts type 115-160°f	I	I	C	I	I	I	I	I	I	I	E	E	I	E	E	E
- rhodium plating 120°f	I	I	X	I	I	I	I	I	I	I	E	X	I	E	E	E
- silver plating 80-120°f	I	I	E	I	I	I	I	I	I	I	E	E	I	E	E	E
- tine-lead plating 100°f	I	I	C	I	I	I	I	I	I	I	E	X	I	E	G	E
- tin-fluoborate plating 100°f	I	I	C	I	I	I	I	I	I	I	E	X	I	E	G	E
- zinc acid chloride 140°f	I	I	X	I	I	I	I	I	I	I	E	X	I	E	E	E
- zinc acid fluoroborate bath r.t.	I	I	I	C	I	I	I	I	I	I	E	X	I	E	G	E
- zinc acid sulfate bath 150°f	I	I	C	I	I	I	I	I	I	I	E	X	I	E	E	E
- zinc alkaline cyanide bath r.t.	I	I	I	E	I	I	I	I	I	I	E	E	I	E	E	E
potash	I	E	I	E	I	C	C	I	G	I	I	E	G	E	E	E
potassium bicarbonate	I	E	I	G	I	C	G	I	X	I	E	E	G	E	E	E
potassium bromide	E	E	I	G	I	C	C	I	X	X	E	C	G	E	E	E
potassium carbonate	G	E	I	E	I	C	C	I	G	G	E	E	G	E	G	E
potassium chlorate	G	E	E	E	I	G	G	I	G	G	E	X	G	E	E	E
potassium chloride	C	E	E	G	I	G	C	C	G	G	E	G	G	E	E	E
potassium chromate	I	I	G	G	I	E	E	I	E	I	I	I	G	I	E	E
potassium cyanide solutions	G	E	G	E	I	X	X	I	G	G	E	E	G	E	E	G
potassium dichromate	G	E	E	E	I	E	C	I	G	C	E	X	G	E	E	G
potassium ferrocyanide	G	E	I	E	I	C	E	I	I	C	E	E	E	I	X	I
potassium hydroxide (50%)	E	G	G	G	I	X	X	X	C	E	E	E	G	E	G	X
potassium nitrate	G	E	G	E	I	G	G	I	I	G	E	C	G	E	E	G
potassium permanganate	G	E	G	G	I	G	G	I	G	G	E	X	G	G	E	G
potassium sulfate	G	E	G	G	I	E	G	G	G	G	E	C	G	E	E	E
potassium sulfide	E	E	I	E	I	G	G	I	G	G	E	I	I	I	E	I
propane (liquified)	E	E	I	E	X	E	E	E	I	G	E	E	I	X	E	E
propyl alcohol	I	E	E	I	I	E	E	I	I	E	E	E	I	E	E	E
propylene glycol	G	G	I	E	I	E	G	I	G	G	E	G	G	I	E	E
pyridine	I	C	I	G	X	G	I	I	G	E	E	I	C	G	X	X
pyrogalllic acid	G	E	E	E	I	G	G	I	G	G	E	E	I	I	E	E
rape seed oil	I	E	E	I	I	I	E	I	I	I	I	I	I	I	G	E
rosins	E	E	E	E	I	E	E	C	I	C	E	E	I	E	E	I
sea water	E	E	C	E	E	C	C	I	I	X	E	E	G	E	E	E
shellac (bleached)	E	E	I	E	I	E	E	G	G	E	E	E	I	E	E	I
shellac (orange)	E	E	I	E	I	E	E	C	C	E	E	E	I	E	E	I
silicone	I	G	I	E	I	G	E	I	I	I	E	I	E	E	E	E
silicone oil	I	E	E	I	I	I	E	I	E	I	E	I	E	I	E	E
silver bromide	I	C	C	G	I	X	I	I	I	I	I	I	I	I	I	I
silver nitrate	G	E	G	E	G	X	X	I	X	X	E	E	G	E	C	E
soap solutions	E	E	C	E	E	G	E	I	G	G	E	E	E	E	I	G
sodium acetate	G	E	E	E	I	E	G	E	C	C	E	E	G	E	X	X
sodium aluminate	G	I	I	E	I	C	G	I	I	C	E	E	I	I	E	E
sodium bicarbonate	G	E	E	E	I	E	G	E	C	C	E	E	G	E	E	E
sodium bisulfate	E	E	I	E	X	X	C	C	X	X	E	C	G	E	E	G
sodium bisulfite	I	I	I	I	X	X	X	G	X	X	E	E	G	E	E	E
sodium borate	G	E	I	E	E	C	E	I	C	C	E	E	E	I	I	E
sodium carbonate (soda ash)	G	E	G	G	I	C	G	G	G	G	E	E	G	E	E	E
sodium chlorate	G	E	I	E	I	G	G	I	I	C	E	E	G	E	X	E
sodium chloride	G	E	C	G	E	C	G	C	G	C	E	E	G	E	E	E
sodium chromate	E	E	E	I	I	X	G	I	G	G	E	E	I	E	E	G
sodium cyanide	G	E	I	E	C	X	X	X	G	G	E	C	G	E	E	E
sodium fluoride	G	C	I	C	I	C	C	I	X	X	E	E	C	I	X	G
sodium hydrosulfite	I	I	I	I	I	E	C	I	I	I	E	E	I	I	I	E
sodium hydroxide (20%)	I	E	E	E	C	X	C	X	E	I	E	C	G	E	E	E
sodium hydroxide (50% solution)	I	E	G	I	C	X	C	X	G	I	E	C	C	E	X	E
sodium hydroxide (80% solution)	I	E	X	I	C	X	C	X	C	I	E	C	C	E	X	G
sodium hypochlorite	X	I	E	I	I	X	X	I	X	X	E	E	I	E	G	G
sodium hypochlorite (to 20%)	I	C	C	C	I	C	X	X	X	I	E	E	G	X	C	E
sodium hyposulfate	I	E	E	I	I	X	X	I	I	I	E	I	I	I	I	I
sodium metaphosphate	E	I	E	I	I	E	C	C	G	G	E	E	I	X	E	E
sodium metasilicate	E	I	E	I	I	G	G	I	C	C	E	I	I	I	E	E

\* NOTE: The ratings given for BUNA N and VITON rubber are based on their use as seals in couplings. For Chemical Resistance of Hose components refer to the tables in our Hose Catalog.

# CHEMICAL RESISTANCE CHART

	302SS	304SS	316SS	440SS	Acetyl	Aluminum	Cast Bronze	Brass	Cast iron	Carbon Steel	Teflon	Nylon	Polyethylene	Polypropylene	Buna N Seal *	Viton Seal *
sodium nitrate	G	E	E	E	I	E	G	C	E	G	E	E	G	E	C	X
sodium perborate	G	I	C	I	I	G	C	C	G	G	E	E	I	E	G	E
sodium peroxide	G	E	E	I	I	C	C	C	X	C	E	X	I	I	C	E
sodium polyphosphate (mono, di, tribasic)	I	E	E	I	I	X	C	I	I	I	E	I	I	I	E	E
sodium silicate	G	E	G	E	I	C	C	C	I	G	E	E	I	E	E	E
sodium sulfate	G	E	E	C	I	G	G	G	E	G	E	E	G	E	E	E
sodium sulfide	G	E	G	I	I	X	X	X	E	G	E	E	G	E	C	E
sodium sulfide	I	C	C	I	I	C	C	I	E	I	E	X	E	I	E	E
sodium tetraborate	I	I	E	I	I	I	I	I	I	I	I	I	I	I	E	E
sodium thiosulphate (hypo)	E	E	E	I	I	G	X	X	C	G	E	E	I	E	G	E
sorghum	I	E	E	I	I	I	I	I	E	I	I	E	I	I	E	E
soy sauce	I	E	E	I	I	E	E	I	X	I	I	E	I	I	E	E
soybean oil	I	E	E	I	I	E	G	I	E	I	I	E	I	E	E	E
stannic chloride	X	X	X	I	I	X	X	I	X	X	E	E	G	E	E	E
stannic fluoride	I	I	E	I	I	I	I	I	X	I	I	I	I	I	E	E
stannous chloride	X	X	C	I	I	X	X	I	X	X	E	X	E	I	C	G
starch	G	E	E	I	I	E	G	I	C	C	E	E	G	I	E	E
stearic acid	G	E	E	E	G	G	C	C	C	C	E	E	G	X	G	E
stoddard solvent	E	E	E	E	I	E	E	E	G	G	E	E	X	X	G	E
styrene	E	E	E	I	I	E	E	I	I	E	E	I	I	I	X	G
sugar (liquids)	E	E	E	E	I	E	E	I	G	G	E	E	I	E	E	E
sulfate liquors	I	C	C	I	I	G	C	I	I	I	I	I	I	E	I	I
sulfur chloride	I	X	X	X	X	X	C	X	I	I	E	E	E	X	X	E
sulfur dioxide	I	E	E	C	X	E	G	I	I	I	E	X	C	X	X	X
sulfur dioxide (dry)	E	E	E	I	I	E	E	C	E	G	E	E	X	I	I	X
sulfur trioxide (dry)	E	E	C	I	I	E	G	I	G	G	E	X	I	I	X	E
sulfuric acid (to 10%)	I	X	C	C	I	C	X	X	X	I	E	X	G	E	C	E
sulfuric acid 10%-75%	I	X	X	X	I	X	X	X	X	I	E	X	C	E	X	E
sulfuric acid 75%-100%	I	I	X	I	X	I	I	X	I	I	E	X	I	G	X	E
sulfurous acid	C	C	G	C	X	C	X	I	X	X	E	X	G	E	C	E
sulfuryl chloride	I	I	I	I	I	I	I	I	I	I	E	I	I	I	I	I
syrup	I	E	E	E	I	E	X	I	I	I	I	E	I	E	E	E
tallow	I	E	E	I	I	E	I	I	I	I	I	E	C	I	E	E
tannic acid	G	E	E	E	G	C	G	I	C	C	E	X	G	E	X	E
tanning liquors	I	E	E	I	I	C	E	I	I	I	E	I	I	E	C	E
tartaric acid	G	E	G	G	X	C	E	C	X	X	E	E	G	E	X	E
tetrachlorethane	I	I	E	I	I	I	I	I	I	I	E	E	I	E	X	E
tetrahydrofuran	I	E	E	I	I	X	X	I	X	E	E	E	X	C	X	X
toluene, toluol	E	E	E	I	X	E	E	E	E	E	E	E	X	X	X	C
tomato juice	E	E	E	I	I	E	C	I	C	C	E	E	I	E	E	E
trichlorethane	I	C	E	I	X	C	C	I	C	I	E	I	I	I	X	E
trichlorethylene	G	E	E	I	I	G	G	E	C	G	E	C	X	X	X	E
trichloropropane	I	I	E	I	I	I	E	I	I	I	I	I	I	I	E	E
tricresylphosphate	I	I	E	I	I	I	E	I	I	I	E	I	I	I	X	G
triethylamine	I	I	I	I	I	I	E	I	I	I	I	I	I	I	E	E
turbine oil	I	E	E	I	I	E	E	I	E	I	I	I	I	I	E	E
turpentine	G	E	E	I	G	C	G	C	G	G	E	E	X	G	X	E
varnish	E	E	E	E	G	E	E	G	I	C	E	E	I	E	G	E
vegetable juice	I	E	E	I	I	E	C	I	X	I	I	E	I	I	E	E
vinegar	E	E	E	E	G	X	G	G	C	X	E	E	G	C	E	E
water, acid, mine	I	E	E	I	I	C	C	X	C	I	I	E	I	E	E	E
water, distilled, lab grade 7	I	E	E	I	I	G	E	I	X	I	E	E	I	E	E	E
water, fresh	E	E	E	I	I	E	E	C	G	I	E	E	X	E	E	E
water, salt	I	E	E	I	I	G	G	C	X	I	I	E	I	E	E	E
weed killers	I	E	E	I	I	C	C	I	I	I	I	E	I	I	G	E
whey	I	E	E	I	I	G	I	I	I	I	I	I	I	I	E	E
whiskey & wines	E	E	E	E	I	X	G	G	X	X	E	E	G	E	E	E
white liquor (pulp mill)	I	E	E	I	I	I	X	I	C	I	E	E	I	E	E	E
white water (paper mill)	I	E	E	I	I	I	E	I	I	I	I	E	I	E	I	E
xylene	E	E	E	I	X	E	E	E	E	G	E	E	X	X	X	E
zinc chloride	X	X	G	G	X	X	X	X	X	X	E	E	G	E	E	E
zinc hydrosulphite	I	I	E	I	I	X	X	I	X	I	I	I	I	I	E	I
zinc sulfate	G	E	E	E	I	X	G	C	C	X	E	E	G	E	E	E

\* NOTE: The ratings given for BUNA N and VITON rubber are based on their use as seals in couplings. For Chemical Resistance of Hose components refer to the tables in our Hose Catalog.

# NUMERICAL INDEX

Part No.	Page	Part No.	Page	Part No.	Page	Part No.	Page	Part No.	Page	Part No.	Page	Part No.	Page		
0111PG.....	48	908.....	147	C5002.....	53	CP18.....	36	G0216.....	79	G11KIT.....	156	G19N.....	30	G30G.....	21
0314.....	68	9800SC.....	66	C501.....	49	CP1B.....	35	G0246.....	80	G1200.....	79	G19S.....	30	G30NK.....	65
0898XHD.....	148	9806SC.....	66	C501BOP.....	54	CP2.....	35	G0296.....	80	G12PT.....	155	G15S.....	103	G31.....	22
100.....	147	9816SC.....	66	C501H.....	49	CP20.....	36	G0298.....	80	G12PTF.....	155	G2.....	103	G31B.....	22,62
101.....	147	AD650.....	145	C502.....	49	CP20B.....	36	G02T00.....	80	G12PTOW.....	155	G2000.....	73	G31BAT.....	60
104.....	147	AS.....	154	C502BOP.....	54	CP20SS.....	36	G02T06.....	80	G13BSPT.....	157	G2001.....	73	G31BLS.....	21
107.....	147	BC651.....	145	C502H.....	49	CP21.....	36	G0400.....	77	G13C.....	157	G2002.....	73	G31BNST.....	62
108.....	147	BC652.....	145	C508.....	49	CP21B.....	36	G0404.....	77	G13CHD.....	157	G2004.....	73	G32.....	22
10PM.....	40	BC653.....	145	C508H.....	49	CP21SS.....	36	G0404SW.....	77	G13KIT.....	157	G2005.....	73	G32B.....	22,62
11-208.....	149	C-001.....	106	C509.....	49	CP25.....	36	G0414.....	77	G13M.....	157	G2006.....	73	G32BAT.....	60
119.....	147	C1.....	35	C509H.....	49	CP25SS.....	36	G0416.....	77	G13NPT.....	157	G2008.....	73	G32BLS.....	21
126.....	147	C10.....	35,36	C6.....	35	CP26.....	36	G0700B.....	70	G13PC.....	157	G2008G.....	149	G32BNST.....	62
127.....	147	C1001.....	53	C60.....	38	CP26SS.....	36	G0707BSW.....	70	G13UNF.....	157	G2012.....	73	G32NK.....	65
1608GR.....	157	C1002.....	53	C601.....	49	CP27.....	38	G0708B.....	70	G1400.....	78	G2014.....	73	G33.....	20
1648GR.....	157	C1008.....	53	C602.....	49	CP28.....	38	G0716SX.....	69	G1408.....	78	G2015.....	73	G33A.....	15,20
1698GR.....	157	C1009.....	53	C61.....	38	CP2B.....	35	G0716B.....	70	G1412.....	79	G2016.....	73	G33B.....	20
200.....	149	C101.....	45	C632.....	44	CP35.....	37	G0716BS.....	70	G1414.....	78	G20B.....	71	G33C.....	21
2000L.....	18	C101B.....	45	C632HP.....	44	CP36.....	37	G0708BSW.....	70	G1416.....	78	G20B.....	71	G33G.....	20
200-PV-9.....	18	C101BL.....	45	C632HPBV.....	44	CP37.....	37	G07Y77.....	69	G1446.....	78	G20B90.....	71	G33N.....	20,93
201.....	149	C101BOP.....	54	C638.....	44	CP38.....	37	G0800B.....	74	G1494.....	78	G20BT.....	71	G33SS.....	20
202.....	149	C101CC.....	42	C639.....	44	CP5.....	35	G0800G.....	124	G1496.....	78	G20M.....	19	G33SSC.....	21
203VST.....	149	C101L.....	45	C65.....	38	CP6.....	35	G0800HLU.....	128	G1498.....	78	G20N.....	19	G33SSV.....	21
204.....	149	C101SK.....	45	C651.....	144	CP60.....	38	G0800M.....	124	G14C.....	157	G20N.....	92	G33V.....	20
208.....	149	C101SS.....	45	C651M.....	144	CP61.....	38	G0800SS.....	130	G14NPT.....	157	G20N90.....	92	G33VC.....	21
209.....	149	C101SSL.....	45	C652.....	144	CP632.....	44	G0800V.....	126	G14T44.....	79	G20NT.....	93	G33VG.....	21
20PF.....	40	C102.....	45	C652M.....	144	CP632HP.....	44	G0800A.....	129	G14T46.....	79	G20NTM.....	93	G33VLG.....	21
20PH.....	40	C102B.....	45	C653.....	144	CP632HPM.....	44	G0808B.....	74,76	G14T64.....	79	G20S.....	19	G33W.....	21
20PM.....	40	C102BOP.....	54	C653M.....	144	CP632M.....	44	G0808BBH.....	74	G14X44.....	79	G20SL.....	19	G34.....	23
20SF.....	40	C102CC.....	42	C66.....	38	CP65.....	38	G0808BH.....	74	G15L.....	33	G20SS.....	19	G34EFV.....	22
20SH.....	40	C102SS.....	45	C7.....	35	CP66.....	38	G0808BU.....	77	G16.....	33	G21B.....	71	G34F.....	23
20SM.....	40	C108.....	45	C701.....	50	CP7.....	35	G0808BV.....	17	G1600PB.....	94	G21B45.....	71	G34FV.....	22
211.....	149	C109.....	45	C701BOP.....	54	CP8.....	35	G0808BVR.....	17	G1600B.....	74,76	G21B90.....	71	G34FVB.....	22
221.....	149	C12D.....	146	C701FSBH.....	50	CP9.....	35	G0808G.....	121	G1600EM.....	150	G21BLM.....	71	G34FVL.....	22
240.....	149	C1B.....	35	C701H.....	51	CPST.....	41	G0808GU.....	123	G1600G.....	124	G21BRI.....	71	G34FVS.....	22
2500L.....	18	C2.....	35	C701VEP.....	51	CPST-GHTB.....	42	G0808HLU.....	128	G1600HB.....	74	G21BRS.....	71	G34FL.....	23
2CMF1.....	43	C20.....	36	C702.....	50	CPST-KEW.....	42	G0808M.....	121	G1600HSS.....	130	G21C.....	15	G34P.....	23
30PF.....	40	C201.....	46	C702BOP.....	54	CPST-WB.....	42	G0808MC.....	129	G1600HSS.....	130	G21CRLM.....	15	G34SK.....	23
30PH.....	40	C201SK.....	46	C702CP.....	50	CR652.....	145	G0808MU.....	123	G1600M.....	124	G21N.....	92	G34SO.....	23
30PM.....	40	C201VV.....	46	C702FSBH.....	50	CR652M.....	145	G0808PBH.....	94	G1600N.....	94	G21N90.....	93	G35F.....	26
30SF.....	40	C202.....	46	C702H.....	51	CR653.....	145	G0808S.....	130	G1600SB.....	74	G21SAE.....	72	G35FFL.....	27
30SH.....	40	C202VV.....	46	C702VEP.....	51	CR653M.....	145	G0808SSU.....	130	G1600SLB.....	74	G21SS.....	131	G35FFLA.....	25
30SM.....	40	C208.....	46	C703.....	50	CS60.....	39	G0808V.....	126	G1600SS.....	130	G21TVB.....	148	G35FH.....	26
3404.....	147	C208VV.....	46	C703FB90.....	50	CS61.....	39	G0808X.....	129	G1600V.....	150	G21XS.....	148	G35FHA.....	24
3406.....	147	C209.....	46	C703H.....	51	CS65.....	39	G0816B.....	74,76	G1601TV.....	148	G21Z.....	15	G35FHDP.....	27
3408.....	147	C209VV.....	46	C703VEP.....	51	CS66.....	39	G0816BH.....	74	G1601TVL.....	148	G22B.....	72	G35FHDPE.....	25
3600M.....	135	C20B.....	36	C704.....	50	CS67.....	39	G0816G.....	122	G1608B.....	74	G22BFS.....	72	G35G.....	26
400PF.....	40	C20SS.....	36	C704CP.....	50	CS68.....	39	G0816M.....	122	G1608XA.....	18	G22N.....	92	G35GA.....	24
400PH.....	40	C21.....	36	C704FB90.....	50	CST.....	41	G0816N.....	94	G1608XAU.....	18	G22SAE.....	72	G35L.....	26
400PM.....	40	C21B.....	36	C704H.....	51	CST-G.....	42	G0816SS.....	130	G1608XB.....	148	G22TVB.....	148	G35LA.....	24
400SF.....	40	C21SS.....	36	C704VEP.....	51	CST-GHTB.....	42	G0819FF.....	124	G1608XS.....	148	G23C.....	29	G35MC.....	26
400SH.....	40	C25.....	36	C708.....	50	CSTH.....	41	G0819GFF.....	124	G1616.....	118	G23S.....	29	G35MF45.....	27
400SM.....	40	C25SS.....	36	C708H.....	51	CST-KEW.....	42	G0819M.....	124	G1616B.....	74	G23SSX.....	69	G35MF90.....	27
40PF.....	40	C26.....	36	C708VEP.....	51	CST-KEWC.....	42	G0819RF.....	127	G1616BC.....	75	G25.....	30,31	G35MFL.....	27
40PH.....	40	C26SS.....	36	C709.....	50	CST-WB.....	42	G0819SRF.....	127	G1616BL.....	75	G25S.....	31	G35MFLA.....	25
40PM.....	40	C27.....	38	C709H.....	51	CT.....	155	G0819V.....	125	G1616G.....	119	G25C.....	31	G35MH.....	26
40R.....	147	C28.....	38	C709VEP.....	51	CTB.....	155	G0848B.....	75,76	G1616PC.....	120	G25PF.....	37	G35MHA.....	24
40SF.....	40	C2B.....	35	C711.....	52	DB651.....	145	G0848X.....	76	G1616S80.....	120	G25SS.....	32	G35MHDPE.....	27
40SH.....	40	C301.....	47	C712.....	52	DB652.....	145	G0848G.....	122	G1616SS.....	131	G26.....	31	G35MHDPEA.....	25
40SM.....	40	C301F.....	47	C718.....	52	DB653.....	145	G0848M.....	122	G1616SSH.....	131	G26B.....	31	G35MP.....	27
4CMF4.....	43	C301KM.....	47	C719.....	52	DKF02.....	146	G0848SS.....	130	G1616SW.....	120	G26G.....	31	G35MPC.....	26
4CMM4.....	43	C302.....	47	C791.....	56	EKF12B.....	146	G0848V.....	126	G1616V.....	126	G26SL.....	32	G36BFH.....	69
500AV.....	18	C302KM.....	47	C792.....	56	EKF12D.....	146	G0848VL.....	126	G1619AB.....	82	G26SS.....	32	G36BLF.....	69
50502.....	68	C308.....	47	C794.....	56	EKF651.....	145	G0848V.....	75,76	G1648B.....	75,77	G27.....	30,31	G36BLM.....	69
525AV.....	18	C309.....	47	C8.....	35	EKF652.....	145	G0848B.....	76	G1648BX.....	76	G27B.....	31	G36BM.....	69
528.....	68	C35.....	37	C801.....	52	EKF653.....	145	G0848G.....	122	G1648G.....	122	G27SL.....	32	G36BF.....	69
572TFR.....	68	C36.....	37	C802.....	52	EP651.....	145	G0848M.....	122	G1648M.....	122	G27SS.....	32	G36NF.....	93
573TF.....	68	C37.....	37	C9.....	35,36	EP652.....	145	G0848V.....	75,76	G1648V.....	75,76	G28.....	30,31	G36NM.....	93
600PF.....	40	C37B.....	37	CH20.....	34	EP653.....	145	G0848X.....	126	G1698B.....	75	G28C.....	30,31	G36RC.....	70
600PH.....	40	C38.....	37	CH21.....	34	F12B.....	146	G0848Y.....	126	G1698B.....	75,77	G28L.....	31	G36SG.....	70
600PM.....	40	C38B.....	37	CH25.....	34	FFC12.....	55	G0848Z.....	126	G1698BX.....	76	G28M.....	31	G36VG.....	70
600SF.....	40	C400C.....	48	CH26.....	34	G.....	111	G088T86B.....	75	G1698G.....	122	G28P.....	31	G37.....	57,68
600SH.....	40	C401.....	48	CH29.....	34	G0008B.....	74	G088T86BX.....	76	G1698M.....	122	G28SC.....	31	G37AB.....	68
600SM.....	40	C401NV.....	43	CH30.....	34	G00088B.....	75,77	G088T88B.....	75,77	G1698SS.....	130	G28SP.....	31	G37FH.....	137
64008.....	66	C402.....	48	CH37.....	34	G00088V.....	76	G088T88BX.....	76	G1698XA.....	148	G28Y.....	31	G37HTI.....	137
711.....	150	C402NV.....	43	CH38.....	34	G0008HLU.....	128	G088T88G.....	123	G1698Y.....	33	G2908N.....	28	G37JM.....	64
74008.....	66	C403.....	48	CH39.....											

# NUMERICAL INDEX

Part No.	Page	Part No.	Page	Part No.	Page	Part No.	Page	Part No.	Page	Part No.	Page		
...cont'd		G6008.....80		G65NE.....7		G7098.....84		G88R.....59		PGD15.....140		V610SS.....115	
G38VHDPE ...125		G6008P.....89		G65NF.....7		G7098P.....83		G88W.....58		PGD20.....140		V611.....115	
G38VQ.....125		G6016.....81		G65PA.....8		G70CC.....138		G89.....101		PGP.....141		V63AW.....88	
G38VQT.....125		G6016M.....94		G65PAB.....94		G70SC.....138		G8L.....99		PGSS.....141		V6406.....88	
G38VR.....21		G6016P.....89		G65PB.....8		G70T00.....84		G8M.....97		PGSS40.....141		V6416W.....88	
G38VT.....125		G6046.....81		G65PC.....8		G70T00P.....83		G9.....154		PL.....146		V6498W.....88	
G38VX.....125		G6060.....80		G65PD.....8		G70T06.....84		G91JM.....62		PR651.....144		V64W.....88	
G38VXT.....125		G6060P.....89		G65PDC.....8		G70T06PX.....83		G91MC.....62		PR651M.....144		V803.....117	
G38W.....95		G6060PM.....90		G65PDP.....8		G70T60.....84		G92.....98,102		PR652.....144		V825.....117	
G38WR.....95		G6090.....81		G65PE.....8		G70T60PX.....83		G92JM.....62		PR652M.....144		V853.....117	
G39.....101		G6090P.....90		G65PF.....8		G71.....138		G92MC.....62		PR653.....144		W.....111	
G3A.....106		G6090PM.....90		G65R.....13		G7100P.....83		G94.....102		PR653M.....144		WB650.....145	
G3F.....107		G60918P.....91		G65SBDC.....12		G7103.....84		G95.....58		PRV.....117		WG.....69	
G3L.....106		G6096.....81		G65SBDP.....12		G71C.....139		G95NK.....62		PSP700.....153		XP100.....150	
G3LS.....106		G6096N.....94		G65SBY.....12		G71CA.....139		G95SZ.....62		PW.....66,67			
G3S.....107		G6096P.....90		G65SC.....13		G71FF.....138		G97.....57,63,68		QKF02.....146			
G3SS.....107		G6098.....81		G65SL.....12		G71G.....138		G97B.....57,68		R12R.....146			
G3SSF.....107		G60P18PM.....91		G65SSA.....10		G72.....136		G97E.....57		R651.....144			
G4.....72		G60T00.....81		G65SSAA.....11		G72B.....136		G97G.....57		R652.....144			
G40L.....72		G60T00P.....90		G65SSB.....10		G72M.....136		G98JM.....65		R653.....144			
G40R.....72		G60T00PM.....90		G65SSC.....11		G73HI.....137		G98JMA.....63		RG.....149			
G41L.....72		G60T06.....81		G65SSCA.....11		G73MI.....137		G98JMC.....64		S-150.....69			
G41R.....72		G60T06P.....90		G65SSD.....10		G73NPTI.....137		G98MC.....65		SB.....106			
G42.....72		G60T1860P.....91		G65SSDC.....10		G73VI.....137		G98MCA.....63		SB651.....145			
G4300.....82,85		G60T1860PM.....91		G65SDD.....11		G74C.....139		G98NHC.....64		SB652.....145			
G43019.....82		G60T60.....81		G65SDP.....10		G74FH.....139		G98NHP.....64		SB653.....145			
G4316.....82		G60T6018P.....91		G65SSE.....11		G74G.....139		G98NK.....65		SC.....106			
G4316G.....82		G60T6018PM.....91		G65SSF.....10		G74MH.....139		G98NKA.....63		SG.....110			
G4330.....82		G60T60P.....90		G65SSLB.....12		G75.....136		G98NKC.....64		SGI.....150			
G4331.....82		G61.....15		G65SSLC.....12		G75B.....136		G98NPSHA.....63		SPB.....151			
G4331G.....82		G6100.....80		G65SSLD.....12		G77.....136		G98NSTA.....63		SPC.....152			
G4332.....82		G6100P.....90		G65SSLD.....12		G77B.....136		G98SZ.....65		SV651.....145			
G4333.....82		G6103.....80		G65SSLDC.....12		G78.....136		G98SZA.....63		SV652.....145			
G4334.....82		G61C.....15		G65SST.....13		G79.....137		G98SZC.....64		SV653.....145			
G43L.....72		G61CX.....15		G65SSY.....13		G79G.....137		G99.....151		T.....111			
G43R.....72		G62.....15		G65SSZ.....13		G79M.....137		G99B.....151		T00.....56			
G45F.....33		G63.....15		G65ST.....13		G7A.....99		G99TSNIP.....151		TOOBH.....56			
G45M.....33		G6300.....87		G65SX.....13		G7ET.....99		GBIN.....151		T11.....56			
G46F.....33		G6300LC.....88		G65THX.....13		G7ETM.....99		GHE.....82		T16.....56			
G46M.....33		G6300MC.....88		G65VS.....13		G7M.....97		GH-GRIP.....82		T36.....56			
G47F.....33		G6304.....87		G65VX.....13		G7RACK.....98		GHS.....82		T38.....56			
G47M.....33		G6308.....87		G65Y.....13		G8.....97		GHU.....82		T73.....56			
G48.....33		G6316.....86		G6603.....87		G80.....59		GHX.....82		TG.....142			
G5.....99		G6361.....87		G6616.....86		G80B.....59		GI650.....145		TG08.....56			
G5090BW.....133		G6363.....87		G6621.....87		G80BF.....59		GOCOZORB.....154		TG08BH.....56			
G50TBW.....133		G6363BH.....87		G66LB.....6		G80BM.....59		GPR.....148		TK-M.....148			
G53.....132		G6363CV.....87		G66LC.....6		G80F.....59		HB.....111		TPG.....150			
G5343.....134		G6393.....87		G66LD.....6		G80G.....59		HB.....150		TSG.....150			
G5353C.....134		G6396.....86		G66LDC.....6		G80M.....59		HC.....110		TYP-2500.....149			
G5353E.....134		G6396X.....86		G66LY.....13		G80WT.....58		HCLAW.....151		V0000H.....114			
G5393.....134		G63C.....15		G66SLD.....12		G81.....14		HDB10.....55		V0101.....114			
G53BUMP.....150		G63T16X.....86		G66T.....16		G81BAT.....61		HDB12.....55		V01T11.....114			
G53C.....132		G63T33.....87		G67.....16		G81BZF.....61		HDB19.....55		V0808.....114			
G53CAP.....134		G63T63X.....86		G67P.....16		G81CSA.....61		HH.....151		V08T88.....114			
G53CB.....132		G65A.....3,5		G67PB.....16		G81FL.....14		ID101.....154		V10.....70,115			
G53CSN.....132		G65AA.....5		G68.....16		G81FM.....61		J.....105		V12.....116			
G53DT.....150		G65AFL.....6		G68A.....16		G81MM.....61		L12L.....146		V14.....116			
G53F.....134		G65B.....3,5		G68AUL.....16		G81NS1.....61		L-30.....147		V16.....116,117			
G53FS.....134		G65BRA.....9		G69HW.....17		G81QST.....61		L651.....144		V18.....115			
G53G.....132		G65BRB.....9		G69PA-LT.....17		G81SM.....61		L651M.....144		V201.....112			
G53GS.....132		G65BRD.....9		G69SG.....17		G81SS.....14		L652.....144		V201LM.....112			
G53L.....132		G65BRDC.....9		G69ULC.....17		G81SSFL.....14		L652M.....144		V201PVC.....117			
G53M.....134		G65BRDP.....9		G6B.....108		G81V.....14		L653.....144		V202.....112			
G53RGB.....135		G65BRE.....9		G6T.....108		G81WCT.....61		L653M.....144		V202H.....112			
G53RGP.....135		G65BRF.....9		G6HD.....109		G82.....14		LW.....111		V202L.....112			
G53S.....132		G65C.....4,5		G6N.....108		G82BAT.....61		MBR.....150		V202LB.....112			
G53SG.....135		G65CA.....5		G6SN.....109		G82CSA.....61		MD650.....145		V203.....113			
G53SGX.....135		G65CA90.....5		G6T.....109		G82NS1.....61		MD650SS.....145		V205.....113			
G53T.....134		G65D.....3,5		G6TN.....109		G82QST.....61		MODEL-80.....148		V207.....113			
G53WL.....133		G65DC.....3		G7.....97		G82SBAT.....61		N.....111		V208.....113			
G53WS.....133		G65DCL.....6		G7000.....84,85		G82WCT.....61		OILPAD.....154		V215L.....117			
G53X.....134		G65DDL.....5		G7000P.....85		G83.....14		P-1.....104		V215LH.....117			
G54.....133		G65DFL.....6		G7001.....84		G84.....57		P-1000.....104		V215P.....117			
G54G.....133		G65DP.....3		G7008.....84		G84C.....57		P12B.....146		V302.....112			
G54GT.....133		G65E.....4,5		G7008P.....83		G84E.....57		P-38.....104		V302W.....112			
G54N.....133		G65EX.....13		G701.....138		G84NK.....57		P651.....144		V306.....113			
G54SB.....135		G65F.....3,5		G7016.....84		G84SZ.....57		P651M.....144		V307.....113			
G54SBX.....135		G65G.....6		G7016P.....83		G84U.....57		P652.....144		V401.....114			
G59.....133		G65LC.....6		G7046.....84		G85.....58		P652M.....144		V402.....114			
G5A.....98,100		G65LD.....6		G7046P.....83		G85B.....58		P653.....144		V408.....115			
G5AB.....100		G65LDC.....6		G7070.....84		G86.....58		P653M.....144		V412.....114			
G5AM.....100		G65LY.....13		G7070P.....83		G86N.....58		PC.....104		V432.....114			
G5M.....99		G65NA.....7		G7070PBH.....83		G87.....58		PCO.....105		V53PH.....115			
G6.....108		G65NB.....7		G7090.....84		G87N.....58		PG.....140		V53RK.....115			
G6000.....80		G65NC.....7		G7090P.....83		G87S.....58		PG40.....140		V53S.....115			
G6001.....80		G65ND.....7		G7096.....84		G87WT.....58		PG650.....145		V53TH.....115			
G60018P.....90		G65NDC.....7		G7096P.....83		G88.....58		PGB.....140		V601.....114			
G60018PM.....90		G65NDP.....7		G7096PX.....83		G88C.....58		PGB40.....140		V610.....115			


1994 INDUSTRIAL FITTINGS CATALOGUE



Green Line



Green Line



Industrial Fittings Catalogue

Green Line


INDUSTRIAL FITTINGS CATALOGUE



1997

Green Line

INDUSTRIAL FITTINGS CATALOG



1998

Green Line

INDUSTRIAL FITTINGS CATALOG



1999

Green Line

INDUSTRIAL FITTINGS CATALOG



2000

Green Line

INDUSTRIAL FITTINGS CATALOG



2001

Green Line

INDUSTRIAL FITTINGS CATALOG



2002

Green Line

INDUSTRIAL FITTINGS



2003


Green Line

INDUSTRIAL FITTINGS



2005

Green Line



INDUSTRIAL FITTINGS

2006

Green Line



55 YEARS

GREEN LINE HOSE & FITTINGS  
CANADIAN OWNED SINCE 1967


INDUSTRIAL FITTINGS



2007

Green Line

INDUSTRIAL FITTINGS



2008

Green Line

INDUSTRIAL FITTINGS



2009

Green Line

INDUSTRIAL FITTINGS



2011

Green Line

INDUSTRIAL FITTINGS



2012

Green Line


INDUSTRIAL FITTINGS



2013

Green Line

INDUSTRIAL FITTINGS



2015

Green Line

INDUSTRIAL FITTINGS



2016

Green Line

INDUSTRIAL FITTINGS



2017

Green Line

INDUSTRIAL FITTINGS



2018

Green Line


INDUSTRIAL FITTINGS



2019

Green Line

INDUSTRIAL FITTINGS



2020

Green Line

- 1 Cam-locks, fuel hose fittings, fuel nozzles, tank fittings
- 2 Combination nipples, menders, short shanks, strainers
- 3 Universals, double-lock, ground joint, mining fittings
- 4 Quick couplings for air, water & hydraulic
- 5 Fire hose couplings, forestry fittings, nozzles, hydrant adapters
- 6 Garden nozzles & adapters, pressure washer accessories
- 7 Brass hose barbs, pipe fittings, flare fittings
- 8 Truck air brake fittings for hose & tubing
- 9 Push-to-connect fittings for tubing
- 10 Nylon & polypropylene fittings
- 11 Gear clamps, T-bolt, punch clamps, support clamps, strapping, ferrules
- 12 Valves: ball, gate, check, angle, drain, & ground plug valves
- 13 Malleable & carbon steel pipe fittings, forged steel, hammer unions
- 14 Stainless Steel pipe fittings, hose barbs, & sanitary coupling
- 15 Sandblast, slurry, & concrete fittings
- 16 Gauges, regulators, blow guns, sealants & tools
- 17 Technical Information & Index

## British Columbia:

<b>Surrey...</b> <i>(Head Office &amp; Main Warehouse)</i>	Unit 104-2945 190th Street, Surrey, BC, V3Z 0W5 Sales: 604-525-6700 • Toll Free: 1-800-665-5444 email: sales@greenlinehose.com	Office: 604-525-6800 Fax: 604-525-4224
<b>Langley...</b>	Unit 105-19715 96 Avenue, Langley, BC, V1M 3C9 Sales: 604-834-4673	Fax: 604-834-4673
<b>Richmond...</b>	Unit 110-6311 Graybar Road, Richmond, BC, V6W 0C4 Sales: 604-968-4673	Fax: 604-968-4673
<b>Vancouver...</b>	1521 Venables Street, Vancouver, BC, V5L 2G8 Sales: 604-253-7561	Fax: 604-253-7566
<b>Victoria...</b>	562 Dupplin Road, Victoria, BC, V8Z 1C1 Sales: 250-475-3202	Fax: 250-475-3204

## Alberta:

<b>Edmonton...</b>	3755 Roper Road NW, Edmonton, AB, T6B 3S5 Sales: 780-465-5216 • Toll Free: 1-800-267-2572	Fax: 780-465-5813
<b>Calgary...</b>	4830-61 Avenue SE, Calgary, AB, T2C 4T1 Sales: 403-243-1570 • Toll Free: 1-866-343-1570	Fax: 403-243-4917
	623 Manitou Road SE, Calgary, AB, T2G 4C2 Sales: 403-215-7750	Fax: 403-287-7979
<b>Leduc...</b>	Bay 2, 7121 Sparrow Drive, Leduc, AB, T9E 7L1 Sales: 780-980-2131	Fax: 780-980-2160

## Saskatchewan:

<b>Saskatoon...</b>	2520 Millar Avenue, Saskatoon, SK, S7K 4K2 Sales: 306-653-5001 • Toll Free: 1-888-653-5001	Fax: 306-653-5008
---------------------	---	-------------------

## Manitoba:

<b>Winnipeg...</b>	Unit 10-1650 Notre Dame Avenue, R3H 1H6 Sales: 204-694-0332 • Toll Free: 1-866-834-9718	Fax: 204-694-0309
--------------------	--	-------------------

## Ontario:

<b>Mississauga...</b>	Unit B-380 Courtneypark Dr. E, Mississauga, ON, L5T 2S5 Sales: 905-696-7490 • Toll Free: 1-888-224-8817	Fax: 905-696-9523
<b>Woodstock...</b>	Unit 4 - 454 Innovation Way, Woodstock, ON, N4V 0B9 Sales: 519-788-4673	Fax: 519-788-4673

## Quebec:

<b>St. Laurent...</b>	9395 Trans Canadienne, St. Laurent, QC, H4S 1V3 Sales: 514-333-4447 • Toll Free: 1-877-933-4447	Fax: 514-333-0857
-----------------------	--	-------------------

## Nova Scotia:

<b>Dartmouth...</b>	Unit 112 - 36 Ramona Court, Dartmouth, NS, B3B 0P6 Sales: 902-818-4756	Fax: 902-818-4756
---------------------	---	-------------------

DISTRIBUTED BY:



Check stock levels online!