

**POLYWEST**<sup>®</sup>  
liquid handling products

# 2018

## PRODUCT CATALOGUE



PRINTED IN CANADA.

# POLYWEST<sup>®</sup> PRINCIPLES

At Polywest, we understand that your time is valuable. That's why we go out of our way to ensure that your experience with us is positive and productive. As such, we pledge that each of our dealings with you will be guided by these three principles:

## CLEAR

---

We will make every effort to ensure that pricing and inventory is clearly communicated on request. We will get you answers in a time frame that you can work with. We will tell you if we do not know the answer to your question and we promise to do our best to find the answer and communicate it back to you as soon as possible.

## CLEAN

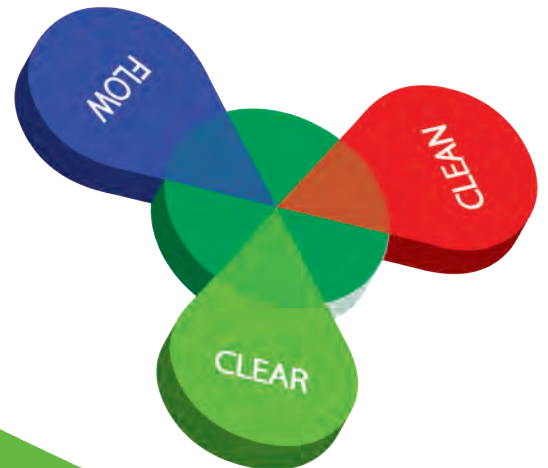
---

We will hold our employees to the highest ethical standards. We will conduct our business in a way that we can be proud of and we will constantly maintain integrity at all costs. We will create and represent products that have been evaluated by our Product Committees for their high quality, life cycle and value. You can trust that our products are as we represent them in all of our marketing literature.

## FLOW

---

From your first contact, and to our Account Managers, through branch level inside sales and our order desks, to packing, shipping, delivery and invoicing, we promise a quick and seamless flow of customer service that is responsive, accurate and what you would expect from a vendor partner.



POLYWEST IS PLEASED TO PRESENT OUR 2018 PRODUCT CATALOGUE. PLEASE TAKE A MOMENT TO READ THROUGH AND FAMILIARIZE YOURSELF WITH OUR TERMS & CONDITIONS.

## NEW ACCOUNTS:

---

Polywest welcomes new accounts. Orders will be shipped C.O.D. pending credit approval. The link to our credit application can be found at [www.polywest.ca](http://www.polywest.ca).

## CREDIT TERMS:

---

Only approved credit holders will be permitted credit privileges. C.O.D. or NET 30 Day terms are subject to prior credit approval. Interest will be charged on unpaid balances over 30 Days at a rate of 1.5% per month. Any credit issued to your account must be used within 6 months.

## PAYMENT:

---

We accept cheques, Visa, MasterCard and Interac as forms of payment. Account holders wishing to pay their accounts with credit card will be assessed a 2% surcharge if the account is over 30 Days at the time of payment. All non-credit orders require a credit card at the time of order and will be charged when available stock is allocated. Orders over \$5000 will be subject to a 3% surcharge should the customer wish to pay with a credit card. Special Order Items may require a deposit or payment in full at time of order.

## MINIMUM ORDER:

---

Polywest reserves the right to enforce a \$50.00 minimum order. Orders accepted under this amount may be subject to a \$10.00 handling charge or change in discount.

## SHIPPING:

---

All goods are F.O.B. Polywest Ltd. Please state how shipments are to be made on all correspondence.

## RETURNS:

---

All returns of new and unused goods must have prior approval from Polywest as well as a Returned Merchandise Agreement (RMA). Returned goods must be shipped prepaid and may be subject to a restocking fee. Special order items are not refundable. Returned goods should be in their original packaging whenever possible. Please contact your Account Manager for a full explanation of our returned goods policy. No returns after 90 days.

## NORWESCO WARRANTY INFORMATION:

---

All Premium Weight (1.5 sg) NORWESCO tanks carry a 3-year warranty. Heavy Duty Weight (1.9 sg) NORWESCO tanks carry a 5-year warranty. NORWESCO Premium Weight tanks are rated for 12.5 pounds per US gallon (15 lbs per IMP gallon). NORWESCO Heavy Duty Weight tanks are rated for 15.75 pounds per US gallon (19 lbs per IMP gallon). Should a defect appear within the warranty period, NORWESCO will supply a new equivalent tank in replacement thereof, or repair the defective tank at their discretion. NORWESCO's liability is limited to the value of the tank itself and specifically excludes the cost of installation and/or removal or consequential damages. Always check with your chemical supplier or Polywest for chemical resistance information.

## DESIGN TANKS WARRANTY INFORMATION:

---

All Design Tanks Fibreglass Liquid Storage Tanks carry a 5-year warranty. All tank ratings are listed on the quotes and engineer drawings of the individual tanks.

## REMAINING PRODUCT WARRANTIES:

---

All other items carry the manufacturer's stated warranty. Warranty claims must be approved by Polywest prior to the returning of product. Decisions made by product manufacturers with respect to warranty claims will be final. ALL freight charges incurred on returned warranty items are the customer's responsibility.

## LOSS OR DAMAGE:

---

Merchandise damaged in transit is the responsibility of the carrier. Polywest's liability for damage ceases when the carrier receives and signs for the shipment at our dock. Should you choose to accept a damaged shipment, be sure to note any damage in transit on the bill of lading before signing it. Failure to do so relieves the carrier of any liability. Contact the carrier as well as Polywest immediately to inform them of any damage.

## POLYWEST PROPRIETARY PRODUCTS WARRANTY

---

Polywest Proprietary products are products exclusively manufactured or distributed by Polywest, such as the Handler. Please see our website for a complete list. These products are guaranteed to be free of defects and carry a one-year warranty starting on date of sale.

**\*\* SPECIFICATIONS AND PRODUCT AVAILABILITY SUBJECT TO CHANGE WITHOUT NOTICE \*\***



## NEW PRODUCTS

Pipeline Support Cones .....	4
Sand Barrels .....	5

## THE HANDLER

Features .....	6
Model Matrix .....	8
Models .....	10
Bulk Metering Systems .....	16
ZAG Seed Treatment Applicator .....	16
Seed Treatment Pumps Systems .....	16

## GRAIN HANDLING EQUIPMENT

Grain Auger Hoppers .....	17
Flexible Auger Discharge Spouts .....	17
No-Snag Discharge Spouts.....	18
Labour Saver Tailgate Spouts.....	18

## LIQUID FERTILIZER EQUIPMENT

Bandit Liquid Fertilizer Caddies .....	19
Bandit Distribution Kits.....	21
Bandit Liquid Kit & BandWagon Parts ...	23
Remote Gauge Mounting Kit .....	24
Bandit Bypass Kit.....	24
Twin Maxx Liquid Hauling Systems .....	25

## FREEZE PROTECTION STORAGE SOLUTIONS.....

.....	27
-------	----

## FIBERGLASS TANKS

BIG GREEN Liquid Fertilizer Tanks.....	28
Residential/Commercial Tanks.....	29

## POLYETHYLENE TANKS

Tank Fitting Chart.....	30
Snyder Polyethylene Tanks .....	30
Snyder Double Wall Poly Tanks.....	31
Vertical Storage Tanks .....	33
Elliptical Leg Tanks .....	35
Hippo Leg Tanks .....	35
Horizontal Leg Tanks .....	36
Total Drain Leg Tanks .....	37
Pickup Truck Tanks .....	37
Cone Bottom Tanks .....	38
Sprayer Tanks .....	39
Low Profile Tanks .....	40
Liquid Surge Stabilizer.....	40
Mix & Fill / Inductor Tanks .....	41
Pest Control Operator Tanks.....	41
Flat Bottom Utility Tanks.....	41
Indoor Potable Water Tanks .....	42
Open Top Cylindrical Tanks .....	42
Total Drain Tanks .....	43
Containment Basins .....	43
Spot Sprayer Tanks.....	43
Tank Tilt Trailer System .....	44
Portable Field Storage Units .....	44

## TANK FITTINGS

Tank Lids.....	45
Polypropylene Bulkhead Fittings .....	46
Bulkhead Fittings Parts & Accessories...	46
Poly Welding Kit .....	47
Bolted Tank Fittings.....	47
Stainless Steel Bolted Tank Fittings.....	47
Manifold/Thread Bulkhead Fittings .....	49
HD Polypropylene Bulkhead Fittings .....	49
RotaCraft Tank Rinse Nozzles.....	50

## VALVES, STRAINERS AND COUPLERS

PVC Ball Valves .....	51
Plastic Knife Valves .....	51
Check and Foot Valves .....	51
Bolted Ball Valves .....	54
Stubby Bolted Ball Valves.....	54
Nozzle Ball Valves.....	54
Single Union Ball Valves .....	55
Spin Weld Ball Valves .....	55
Nozzle/Micro Valves.....	55
Mini Filter Strainers .....	55
Stainless Steel Ball Valves .....	56
Three Way Ball Valves .....	56
Ball Valve Replacement Parts .....	57
Banjo Poly Accessories.....	57
Banjo IBC Poly Ball Valves .....	58
Manifold Valves.....	59
3-Way Valves .....	60
Manifold Flow Meters.....	60
Air Actuated Valves .....	60
Line Strainers .....	63
Banjo Manifold Repair Parts .....	64
Camlock (Cam Lever) Couplings .....	65
Spout Adapters .....	68
Replacement Parts.....	68
Strainers .....	69
High Volume Strainers .....	70
TeeJet Line Strainers .....	72

## FLOW METERS

Electronic Flow Meters.....	73
Turbine Water Flow Meter .....	73
Paddlewheel Style Flow Meter.....	73
Dura Meter.....	74
Dura ABS Meter .....	75





# TABLE OF CONTENTS

## PIPE, HOSE AND FITTINGS

Banjo Manifold Fittings.....	76
Banjo Manifold Sweeps .....	78
Norwesco Manifold Fittings.....	79
Nipples .....	80
Hose Barbs .....	81
90 Degree Hose Barbs .....	82
Pipe Elbows.....	83
Hose Menders.....	83
Reducer Bushings.....	84
FPT Tees .....	84
FPT Coupling .....	85
Gauge Port Tees .....	85
Hose Barb Tees.....	85
FPT Caps.....	86
FPT Crosses .....	86
MPT Plugs.....	86
Thread Sealants .....	86
ANSI Flange Kits .....	87
Poly Garden Hose Couplings.....	87
HD Garden Hose Spray Nozzle.....	87
Garden Hose Fittings.....	88

## SPRAYER PARTS

Pressure Gauges .....	89
Universal 20" Spacing Tip Chart .....	90
Nozzle Selection Guide .....	91
TeeJet Spray Tips & Accessories .....	92
Pressure Release/Regulating Valves .....	95
Throttling and Control Valves .....	95
Caps, Gaskets and Strainers.....	96
Specialty Nozzles.....	98
Combo-Jet.....	99
Spray Guns .....	101

## SPRAYERS

Spot Sprayers .....	103
Deluxe Sprayers.....	103
Solo Home & Garden Sprayers .....	103
40 US Gallon Utility Sprayer.....	104
15 to 30 Gallon Trailer Sprayers.....	104
40 & 60 Gallon Trailer Sprayers .....	104
Boomless ATV Sprayer .....	105
2 Nozzle ATV Sprayer .....	105
7 Nozzle ATV Sprayer .....	105
Replacement Parts- Exploded View ....	106
WetBoom Style Boomless Nozzles .....	108
12V On/Off Wireless Remote Control .	108
Chem Wash- Emergency Wash Kit .....	109
Convertible Poly Trailer Cart .....	109

## HOSE AND CLAMPS

Fertilizer Solution Hose.....	110
Enforcer Solution Hose .....	110
PVC Suction Hose.....	110
Heavy Duty Rubber Suction Hose.....	111
Reinforced (Braided) Vinyl Tubing .....	111
Clear Vinyl Tubing .....	111
Lay-Flat Discharge Hose.....	112
AG 200/300 Air & Water Hose .....	112
EVA Tubing (NH3 Tubing).....	112
High Pressure Spray Hose .....	113
Cox Hose Reels.....	113
Hose Accessories .....	113
Reinforced (Braided) EVA Tubing.....	114
Hose Clamps .....	114

## PUMPS AND ENGINES

Dura Pump Quick Caddy.....	115
Dura Pump Easy Caddy .....	115
GPI Chemical Gear Pump & Meter .....	118
Gas Powered Polypropylene Pumps.....	118
Banjo Wet Seal Pumps.....	119
Pacer Protect Self Defence Kit .....	119
Hydraulic & Pedestal Poly Pumps .....	120
Electric Poly Pumps.....	120
Polypropylene Pump Repair Kits.....	121
Polypropylene Pump Parts.....	121
Polar Pumps- Cast Aluminum .....	125
1" Aluminum Transfer Pump .....	126
Pacer Econo Ag Pump .....	126
Honda Engines .....	126
Industrial Duty Pumps .....	126
Stainless Steel Pumps .....	127
Cast Iron Pumps .....	127
Aluminum Pressure Pumps.....	128
Aluminum Trash Pumps .....	128
Pump Frame Options .....	128
Roller Pumps .....	129
Roller Pump Parts .....	132
Hypro Centrifugal Pumps.....	133
Delavan Hydraulic Pumps .....	136
PowerFlo Diaphragm Pumps .....	138
PowerFlo Replacement Parts.....	139
Centrifugal Pumps.....	140
Irrigation Injection Pumps .....	142
Full Range Fertilizer Injection Pumps ..	142
NGP Series Liquid Fertilizer Pumps.....	145
Parts Listings- Pumps.....	146

## PROPRIETARY ROTOMOLDED PRODUCTS

The Safe-Fill.....	149
Solid Waste Containers and Lids.....	150



# PIPELINE SUPPORT CONES

## SMOOTH SIDED SUPPORT CONES\*

2-6" smooth sided cones are 22" high with a 24" base and will support a top load of 2,500 LBS at level.

8-12" smooth sided cones are 25" high with a 24" base and will support a top load of 3,000 LBS at level.

ITEM	SIZE (IN)	DESCRIPTION
PPS2.6	2-6	PIPE SUPPORT SMOOTH 2" TO 6" X 2500 LBS
PPS8.12	8-12	PIPE SUPPORT SMOOTH 8" TO 12" X 3000 LBS



## STAR SHAPED SUPPORT CONES\*

4-12" star shaped cones are 19" high with a 24" base and will support a top load of 4,500 lbs at level.

12-16" star shaped cones are 24" high with a 30" base, and will support a top load of 9,500 lbs at level.

16-24" star shaped cones are 35" high with a 41" base, and will support a top load of 10,000 lbs at level.

ITEM	SIZE (IN)	DESCRIPTION
PPST4.12	4-12	PIPE SUPPORT STAR SHAPED 4" TO 12" X 4500 LBS
PPST12.16	12-16	PIPE SUPPORT STAR SHAPED 12" TO 16" X 9500 LBS
PPST16.24	16-24	PIPE SUPPORT STAR SHAPED 16" TO 24" X 10,000 LBS



*\*All cones are stack-able.*

# SAND BARREL

**NEW  
PRODUCT**



Crafted from strong and corrosion resistant polyethylene, these bins feature a low profile design, bright color, and a solid one-piece construction for years of reliable use. Suitable for use in commercial, residential and industrial settings, this highly durable barrel will help keep contents clean and dry.

- 60 imperial gallons.
- Averages 1/3 less weight than steel.
- Dimensions are 32" diameter x 28" high
- Manufactured for many years of reliable use.
- Made of rugged, durable, and impact-resistant polyethylene.
- Rust resistant and can be easily repaired if damaged.
- Matching one-piece lid can be detached if necessary.
- Stackable with lids removed (detached lids also stackable).
- Low/wide profile design for increased stability while in use.
- Virtually maintenance free – no painting and easily cleaned.
- Outstanding impact strength at extreme hot and cold temperatures.
- Bright yellow color is highly visible, suitable for dimly lit or high traffic areas.

ITEM	DESCRIPTION	WEIGHT		DIMENSIONS (IN)	
		LBS	KGS	DIAMETER	HEIGHT
MC60-NS-SB	SAND BARREL; 60 IMP GAL OPEN TOP W/LID	50	23	32	28





# THE HANDLER<sup>®</sup>

25,000+ FARMERS  
CAN'T BE WRONG.

A WORLD-CLASS CHEMICAL HANDLING SYSTEM FOR BOTH GROUND AND AERIAL APPLICATORS:

## LOAD YOUR SPRAYER FASTER AND GET BACK IN THE FIELD.

One of the biggest headaches in agricultural spraying is getting your crop protection products safely loaded, mixed and transported to the sprayer in as little time as possible, while minimizing product contact. The Handler accomplishes this.

The Handler is a proprietary line of chemical handling systems that enables quick, easy and safe mixing and loading of agricultural chemicals into sprayers, airplanes and hauling tank systems. Originally developed by a Canadian farmer who was tired of having to climb up onto his sprayer to dump 2 1/2 gallon jugs of chemical, only to have to fight with rinsing them, the Handler has evolved into a total crop protection management system.

Available in 20 different models, and loaded with innovative features, The Handler has been proven on tens of thousands of farms across the world to reduce the time that it takes to properly mix and load a sprayer. The key to a successful spraying operation is spending less time loading and more time spraying, without sacrificing safety. The Handler combines safety, speed and effectiveness into a unit which will become the lifeblood of any spraying operation.




Increase in the size of the wash line connections from 3/4" to 1".



Possibility of leaks are reduced by the removal of threaded fittings on all wash, rinse and agitation lines.



Bolted fitting in the bottom of the tank for improved drainage.





The Handler became the top selling specialty loading system in North America because of its ability to cut, empty and rinse a container in seconds. As spraying has changed, so has The Handler. In addition to The Handler knife, the system also mixes powders and dry products easily and quickly, draws from bulk containers using the Handler venturi on select models, and utilizes cone-bottom tanks to easily accommodate batch mixtures and bulk chemical metering.

## THE HANDLER IS SUCH A GREAT INVESTMENT FOR YOUR SPRAYING OPERATION, YOU'LL WONDER WHY YOU DIDN'T BUY ONE BEFORE!

### THE HANDLER COMES COMPLETE WITH:

- 2 or 3 inch camlocks for easy hook-up
- A proprietary, high-performance dual inlet venturi fitting, to empty your Handler in seconds using only the water flow from virtually any transfer pump (Handler I, II & III)
- Bulk adapter connections to draw chemical directly from bulk containers or totes without the need for a separate, slow chemical pump (Handler II, III and IV Models).
- A high-visibility, calibrated, cone-bottom tank that works on any terrain
- Optional frames that accommodate any 2 or 3 inch transfer pump (Handler II, III & IV)
- Optional recirculation packages to allow for batch mixing (Handler II, III & IV)

## FEATURES and BENEFITS

1. Increased speed and the reduction of the bottlenecks normally associated with loading a sprayer are the keys to spending less time loading the sprayer and more time using it. The Handler EXCLUSIVE double venturi allows for easy and seamless suction between the Handler tank and an outside bulk container.
2. Each Handler II, III and IV is now bulk ready, allowing you to cut out low volume 12 volt pumps and utilize the proven speed of the Handler venturi to move chemical faster than ever.
3. Draw from bulk containers using your Handler II, III, IV and V. By adding a 1" or 2" Banjo magnetic flow meter, 1" GPI flow meter, or Dura Meter for optional metering, you use the Handler venturi to directly induct product into the fill line. This non-mechanical process eliminates the need for slow chemical pumps and simply won't break down.
4. RotaCraft tank rinse nozzles come standard inside every Handler III, IV and V. These high capacity tank rinse nozzles prevent cross contamination, and quickly and easily rinses out the tank.
5. A newly updated plumbing system featuring Banjo Manifold threadless fittings on all wash, rinse, and agitation lines, is available with every Handler II, III and IV model. With the manifold system leaks are eliminated and parts are easier to repair or replace.
6. A "pump-less" kit is optional with the Handler II, III, and IV. The kit comes complete with a recirculation package (making it easy to batch mix virtually any chemical); a pump frame (Handler II and III only); and all of the assembly hardware needed to mount your own pump.

### THE SECRET OF THE HANDLER KNIFE

The Handler uses a patented knife system to cut plastic chemical containers, empty their contents for mixing, and fully rinsing the container for safe disposal. This all in less than 30 seconds while filling your sprayer! There is no waste or residue chemical left in the container once rinsed. Working in conjunction with a custom-made Handler venturi, the Handler can save you time and money, and decrease your risk of exposure to potentially harmful chemicals.



# HANDLER MODEL MATRIX



HANDLER ID	VOLUME		CALIBRATION			FITTING		VENTURI SIZE		ROTACRAFT
	USG	L	US	IMP	L	2"	3"	1.5"	2"	
H12	15	59	◆	◆	◆	◆		◆		
H22	42	160	◆		◆	◆			◆	
H22RK	42	160	◆		◆	◆			◆	
H22P55	42	160	◆		◆	◆			◆	
H23	42	160	◆		◆		◆		◆	
H23RK	42	160	◆		◆		◆		◆	
H23P65	42	160	◆		◆		◆		◆	
H32	70	275	◆	◆	◆	◆			◆	◆
H32RK	70	275	◆	◆	◆	◆			◆	◆
H32P55	70	275	◆	◆	◆	◆			◆	◆
H33	70	275	◆	◆	◆		◆		◆	◆
H33RK	70	275	◆	◆	◆		◆		◆	◆
H33P65	70	275	◆	◆	◆		◆		◆	◆
H33HD	70	275	◆	◆	◆		◆		◆	◆
H33HDP13	70	275	◆	◆	◆		◆		◆	◆
H43RK	230	870	◆		◆		◆			◆
H43RKV	230	870	◆		◆		◆		◆	◆
H43P65	230	870	◆		◆		◆			◆
H43P65V	230	870	◆		◆		◆		◆	◆
H43P13	230	870	◆		◆		◆			◆
H43P13V	230	870	◆		◆		◆		◆	◆
H53P65	230	870	◆		◆		◆		◆	◆



# HANDLER MODEL MATRIX

VENTURI DRAW		INTEGRATED PUMP			RECIRCULATION	PUMP FLOW (GPM / LPM)			PUMP	
TANK	BULK	NONE	2"	3"		250 / 946	280 / 1060	+280	HONDA	WET END
♦		♦				♦				
♦	♦	♦				♦				
♦	♦	♦			♦	♦				
♦	♦		♦		♦	♦			GX160	BANJO
♦	♦	♦					♦			
♦	♦	♦			♦		♦			
♦	♦			♦	♦		♦		GX200	BANJO
♦	♦	♦				♦				
♦	♦		♦		♦	♦			GX160	BANJO
♦	♦	♦					♦			
♦	♦	♦			♦		♦			
♦	♦			♦	♦		♦		GX200	BANJO
♦	♦	♦						♦		
♦	♦			♦	♦			♦	GX390	HYPRO
		♦			♦		♦			
	♦	♦			♦		♦			
			♦		♦		♦		GX200	BANJO
	♦			♦	♦		♦		GX200	BANJO
			♦		♦			♦	GX390	HYPRO
	♦			♦	♦			♦	GX390	HYPRO
	♦		♦		♦		♦		GX200	BANJO

# HANDLER I



The H12 is the most compact Handler and is designed for direct induction of chemical into sprayers. This is the leanest model that will pierce, empty, and clean 10L and 20L jugs without slowing down your sprayer filling. Ideal for one man operations, those with limited space, and anyone looking to improve the jug-handling tanks that come with most new sprayers. The Handler I is a free standing unit and is a popular factory installed option with some of the top sprayers on the market today.

The Handler I also features a special venturi designed for sprayers with capacities of 500 gallons or less. Features and benefits include:

- Compact space saver.
- Comes with the original Handler knife.
- Capable of piercing, emptying and rinsing 10L/20L containers easily.
- Simple four-valve operation.

MODEL	INCHES			METERS			WEIGHT	
	L	W	H	L	W	H	LBS	KG
H12	28	26	35	0.7	0.7	0.9	45	20

## PART NUMBER DESCRIPTION

85-H12 HANDLER I - 2" CONNECTIONS

# HANDLER II

With a capacity of 42 US gallons (160 liters) and 2" or 3" connection sizes, the Handler II allows the user to batch mix everything from liquids to dry products and powders, as well as directly induct chemical into the sprayer.

The Handler II comes standard with the ability to draw directly from bulk containers using the Handler double venturi. The Handler II has a standard single nozzle agitation system for mixing dry formulations and assisting in tank cleaning. It is available with or without the integrated pump and pump platform.



H22

## PART NUMBER DESCRIPTION

85-H22	HANDLER II - 2" CONNECTIONS
85-H22RK	HANDLER II - 2" CONNECTIONS, RECIRC KIT, BASE FRAME
85-H22P55	HANDLER II - 2" CONNECTIONS, RECIRC KIT, BASE FRAME, 2" 5.5HP PUMP
85-H23	HANDLER II - 3" CONNECTIONS
85-H23RK	HANDLER II - 3" CONNECTIONS, RECIRC KIT, BASE FRAME
85-H23P65	HANDLER II - 3" CONNECTIONS, RECIRC KIT, BASE FRAME, 3" 6.5HP PUMP

MODEL NOTES:

## H22P55

The H22P55 is all of the functionality you need for sprayer filling in a compact and cost-effective platform. The integrated transfer pump performs sprayer filling along with all of your liquid and dry handling needs; closed loop recirculation and agitation, bulk chemical induction, 10L / 20L container emptying and rinsing, direct chemical induction to sprayer. The field tested valve arrangement allows you to use it whichever way suits your application; a venturi based system that keeps the water pump free of chemical at all times, or a closed loop recirculation system for aggressive agitation and even faster chemical handling.

The H22P55 comes standard with Polywest's proprietary dual-inlet venturi. This allows the venturi to draw from the Handler tank or from a bulk chemical container without any extra plumbing or hoses.



MODEL NOTES:

## H23

The H23 is the most compact model that still offers all the flow and functionality of the larger models. Suitable for everything from dry flowables, to 10L and 20L containers, to bulk containers, this is the most compact 3" inductor system on the market. Water is simply pumped to the inlet of the H23 which provides the flow to; agitate and fill the tank, empty and rinse containers, power the dual inlet venturi, rinse the tank, and of course transfer water to your sprayer tank.

The Polywest exclusive dual inlet venturi comes plumbed to draw from your choice of the Handler tank or your bulk containers, directly into your sprayer fill line. The full 3" bypass line on the H23 is designed to handle the rigors of any pump with capacities of up to 280 GPM (1060 LPM) without any concern for pressure. Banjo's exclusive sweep elbows are used to eliminate as much line turbulence as possible.



MODEL NOTES:

## H23P65

Designed specifically to work with a Banjo 300PO pump powered by a GX200 Honda engine, the 3" bypass tube maximizes the possible flow from this pump. The bypass tube is available on all Handler models that are equipped with this pump.

In addition, the larger elliptical centre section acts as a turbulence dampener which further reduces flow losses. All together, testing has shown the exclusive Polywest bypass tube to improve bypass flow by 5% over similar plumbing made with threaded or flanged fittings.



MODEL	INCHES			METERS			WEIGHT	
	L	W	H	L	W	H	LBS	KG
H22	35	33	41	0.9	0.8	1	120	54
H22RK	50	35	41	1.3	0.9	1	190	86
H22P55	50	35	41	1.3	0.9	1	190	86
H23	35	40	41	0.9	1	1	140	64
H23RK	56	40	41	1.4	1	1	210	95
H23P65	56	40	41	1.4	1	1	210	95





# HANDLER III

The Handler III is available with 2" or 3" connections. The 70 gallon (275 liter) capacity of this unit allows the user to batch mix everything from liquids to dry flowable and powders, as well as directly induct chemical through a venturi while the sprayer is being filled.

The Handler III comes standard with the ability to draw directly from bulk containers using the Handler double venturi. The Handler III is available with or without an integrated pump and comes with the RotaCraft tank rinse nozzle to prevent contamination of products. It also has a standard single nozzle agitation system for mixing dry formulations



PART NUMBER	DESCRIPTION
85-H32	HANDLER III - 2" CONNECTIONS
85-H32RK	HANDLER III - 2" CONNECTIONS, RECIRC KIT, BASE FRAME
85-H32P55	HANDLER III - 2" CONNECTIONS, RECIRC KIT, BASE FRAME, 2" 5.5HP PUMP
85-H33	HANDLER III - 3" CONNECTIONS
85-H33RK	HANDLER III - 3" CONNECTIONS, RECIRC KIT, BASE FRAME
85-H33P65	HANDLER III - 3" CONNECTIONS, RECIRC KIT, BASE FRAME, 3" 6.5HP PUMP
85-H33HD	HANDLER III - 3" - HEAVY DUTY, 100 PSI SPIKE ARRESTOR
85-H33HDP13	HANDLER III - 3" HD, 100 PSI SPIKE ARRESTOR, 13HP ELECTRIC START HONDA /W 3" HYPRO

MODEL	INCHES			METERS			WEIGHT	
	L	W	H	L	W	H	LBS	KG
H32	42	41	44	1.1	1	1.1	160	73
H32RK	56	41	44	1.4	1	1.1	230	104
H32P55	56	41	44	1.4	1	1.1	230	104
H33	42	44	44	1.1	1.1	1.1	180	82
H33RK	58	44	44	1.5	1.1	1.1	250	114
H33P65	58	44	44	1.5	1.1	1.1	250	114
H33HD	43	39	44	1.1	1	1.1	185	84
H33HDP13	58	44	44	1.5	1.1	1.1	290	132

Interested in more information on how The Handler works?

Check out our YouTube video!



## MODEL NOTES:

### H32P55

After 20 years, the H32P55 remains one of the best selling models in the entire Handler lineup. A larger 70 US gallon tank allows for handling higher volumes of dry flowables and powders which can be easily mixed into solution with the integrated pump and closed loop recirculation. Full functionality includes: Handler tank filling and agitation, closed loop recirculation, dual inlet venturi draw from your choice of Handler tank or bulk containers, 10L & 20L container emptying and rinsing, tank rinsing, a wash line, and of course water transfer to the sprayer tank.

All the functionality with a larger tank, combined with cost effective 2" plumbing and pump, make the H32P55 a steady favourite on the farm.



MODEL NOTES:

## H33



The H33 is the super-sized version of the popular H23. With its larger tank it is perfect for handling everything from dry flowables, to 10L and 20L containers, to bulk containers. Water is simply pumped to the inlet of the H33 which provides the flow to; agitate and fill the tank, empty and rinse containers, power the dual inlet venturi, rinse the tank, and of course transfer water to your sprayer tank. The Polywest exclusive dual inlet venturi comes plumbed to draw from your choice of the Handler tank or your bulk containers, directly into your sprayer fill line.

The full 3" bypass line on the H23 is designed to handle the rigors of any pump with capacities of up to 280 GPM (1060 LPM) without concern for pressure. Banjo's exclusive sweep elbows are used to eliminate as much line turbulence as possible. To ensure this larger tank size can be thoroughly cleaned, all H3 models incorporate the Rotacraft tank cleaning nozzle.

MODEL NOTES:

## H33P65



The H33P65 is the largest model in the Handler line to utilize the one-piece bypass tube manufactured by Polywest. The one piece rotationally molded bypass tube has a perfectly smooth inner wall and eliminates the turbulence caused by wall irregularities found with flanged or threaded fitting connections. In addition, the larger elliptical centre section acts as a turbulence dampener which further reduces flow losses. All together, testing has shown the exclusive Polywest bypass tube to improve bypass flow by 5% over similar plumbing made with threaded or flanged fittings.

Designed specifically to work with a Banjo 300PO pump powered by a GX200 Honda engine, the 3" bypass tube maximizes the possible flow from this pump. The bypass tube is available on all Handler models that are equipped with this pump.

MODEL NOTES:

## H33HD



The H33HD has been designed specifically to work with new 3" pumps being made with flows in excess of 280 GPM (1060 LPM). At these flow rates, water in 3" plumbing moves in a fully turbulent motion and creates significant line pressures and risk of water hammer. Engine power requirements increase with these pumps and so does the need to match your chemical inductor properly. With a re-designed bypass line free of directional changes, the H33HD takes full advantage of your pump's flow potential. As a safety precaution against the higher operating pressures, the H33HD is also equipped with a pressure spike relief valve to prevent water hammer damage.

Maximize the performance of your high volume 3" pump without sacrificing safety by using the purpose built H33HD. Your Handler dealer will be glad to help determine when the H33HD is the right Handler for you.

MODEL NOTES:

## H33HDP13



The H33HDP13 utilizes Hypro's 3" polypropylene pump and the proven Honda GX390 (13hp) engine complete with electric start. Sprayer fill time is minimized with Handler bypass flow rates of 350gpm (1300Lpm) thanks to the Hypro pump and our HD purpose built plumbing. 3" flow rates this high create higher operating pressures and the H33HDP13 is designed to handle them. The pressure spike relief valve eliminates any risk of water hammer which ensures operator safety along with protecting your equipment.

Even though the plumbing arrangement is different from other H2 and H3 Handlers, the H33HDP13 maintains all of the functionality you've come to expect in a Handler: sprayer filling, container emptying and rinsing, venturi based bulk chemical induction, tank emptying with venturi or direct pump draw, closed loop circulation and agitation, and a wash line.





H43P65V

# HANDLER IV

The Handler IV is the king of batch induction systems with its larger liquid volume and incredible agitation capability. The H43P65V comes complete with a total drainage tank, Banjo 3" pump, a dual port venturi for bulk chemical induction, twin agitation lines, two 16" hinged lids (one with the Handler knife and one without), container and tank rinsing nozzles, a 4-way forkliftable steel frame, and a pump containment tray. Using closed loop recirculation through the exclusive dual port venturi, this model is able to induct bulk chemical into the Handler tank without your sprayer needing to be there! Whether it is high volumes of liquid pesticides or large amounts of dry flowables needing to be agitated, a HandlerIV can do it all before your sprayer is back to be filled.

Dry AMS (ammonium sulfate) users may be interested in even more agitation. The similar model H43P65 replaces the venturi with a second 2" full port agitation line and provides agitation strong enough to dissolve even AMS that is not spray-grade.



PART NUMBER	DESCRIPTION
85-H43RK	HANDLER IV - 3" CONNECTIONS
85-H43RKY	HANDLER IV - RECIRCULATION W/ VENTURI
85-H43P65	HANDLER IV - 3" CONNECTIONS, 3" 6.5 HP PUMP
85-H43P65E	HANDLER IV W/ 6.5 HP ELECTRIC START PUMP
85-H43P65V	HANDLER IV - 3", PUMP, HONDA GX200 DUAL INLET VENTURI
85-H43P13	HANDLER IV W/ 13HP ELECTRIC START PUMP

MODEL	INCHES			METERS			WEIGHT	
	L	W	H	L	W	H	LBS	KG
H43 (ALL)	72	47	50	1.8	1.2	1.3	525	238

## MODEL NOTES:

### H43P13V

Taking advantage of the new high-volume pumps available today, the H43P13V reduces sprayer fill time yet again. With bypass rates of 350 GPM made possible by the 3" Hypro polypropylene pump, this is the fastest HandlerIV yet. In addition to the increased bypass speed, the pump provides higher pressures and creates even greater agitation than the H43P65V. Using closed loop recirculation through the exclusive dual port venturi, this model is able to induct bulk chemical into the Handler tank without your sprayer needing to be there! Whether it is high volumes of liquid pesticides or large amounts of dry flowables needing to be agitated, a HandlerIV can do it all before your sprayer is back to be filled.

The Honda GX390 engine comes standard with an electric start. Instructions on proper cabling are included for connection to your own battery or 12V power source. Even if your power is down, Honda's trademark easy-starting engines with built-in decompression can be started with the manual recoil.





# HANDLER V



The H53P65V takes all the functionality and versatility of the HandlerIV models and wraps the operator station in an ergonomic enclosure. Control valves for the most common HandlerV functions are brought up higher and are clearly labelled for function and position. The proprietary enclosure protects the pump and plumbing from the elements. Polywest's exclusive dual inlet venturi is plumbed to 1" and 2" valved connections to make hooking up to bulk containers quick and easy.

Utilizing the HandlerV's tank volume and closed loop recirculation through the venturi, you can induct chemical from bulk containers even while your sprayer is still in the field. Chemical batches can be metered, mixed, agitated and ready to go before the sprayer is back to fill.

## FEATURES AND BENEFITS

- Full 10L/20L container emptying and rinsing capabilities.
- Dual port venturi for driving bulk chemical into the Handler or direct to sprayer fill line.
- Closed loop recirculation and agitation.
- Comes with the original Handler knife.
- Twin agitation lines.

PART NUMBER	DESCRIPTION
85-H53P65	HANDLER V - 3", BANJO PUMP, HONDA GX200, BULK KIT

MODEL	INCHES			METERS			WEIGHT	
	L	W	H	L	W	H	LBS	KG
H53P65	87	47	50	2.2	1.2	1.3	590	268



## BULK METERING SYSTEMS FOR HANDLER II AND III

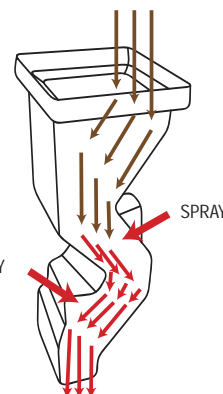
PART NUMBER	DESCRIPTION
86-HMK-FM300HL8N	HANDLER BULK METERING KIT - 1" GPI METER
86-HMK-MFM100	HANDLER BULK METERING KIT - 1" BANJO METER
86-HMK-MFM220	HANDLER BULK METERING KIT - 2" BANJO METER
86-H2-3PMK2M	HANDLER PUMP MOUNT FITTING PACKAGE - 2"
86-H2-3PMK3M	HANDLER PUMP MOUNT FITTING PACKAGE - 3"
86-HMK-DP3000E	HANDLER BULK METERING KIT - 1" DURAMETER (EPDM)
86-HMK-DP3000V	HANDLER BULK METERING KIT - 1" DURAMETER (VITON)

**THE  
HANDLER**



## SEED TREATMENT APPLICATOR

The ZAG Seed Treatment Applicator is a simple, accurate high throughput ladder-style closed applicator with dual spray nozzles! Suitable for products such as small grains (such as barley and wheat), pulses (such as peas and lentils) and beans (such as dry, edible or soybeans), the ZAG Seed Treater mounts easily onto auger, conveyor or hopper bottom bin discharges. It utilizes two swivel nozzles with flat fan nozzles to prevent plugging, and can apply two different products sequentially (requires two independent pumping systems). Please note this product requires a pumping/delivery system such as The Handler seed treatment delivery systems.



PART NUMBER	DESCRIPTION
85-HSEDAPP	ZAG SEED TREATER APPLICATOR

### PRODUCT SPECIFICATIONS

- One piece polyethylene body
- Three shelves or ladders, Two swivel nozzle bodies
- 14 in x 14 in opening and discharge, 36 in total height (20 lbs (9 kg) total weight)
- 22 tons/hour (20 MT/hr) = 735 bu/hr or 13 bu/min of wheat or soybeans input volume
- Always use treatment/inoculant manufacturers' application rates

**ZAG**



## SEED TREATMENT PUMPING SYSTEMS

The Handler I, II & III Seed Treaters are pumping systems that, when used in conjunction with the ZAG applicator, make up an on-the-go seed treating system. Using a powerful Baldor 1 HP 115/230 VAC motor, an economical 110 or 12 volt premium motor/pump combo or an efficient and easy starting GX Honda Engine, the Handler Seed Treaters can be used in any remote location or near available electric power.

PART NUMBER	DESCRIPTION
85-H1SST110	HANDLER I SEED TREATER - 115/230V PUMP
85-H1SST110VL	HANDLER I SEED TREATER - 110V PUMP
85-H1SST12VL	HANDLER I SEED TREATER - 12V PUMP
85-H1SST5HP	HANDLER I SEED TREATER - 5.5HP PUMP
85-H2SST110	HANDLER II SEED TREATER - 115/230V PUMP
85-H3SSTFSP110	HANDLER III SEED TREATER - 115/230V PUMP
85-H3SSTFSP-55GX	HANDLER III SEED TREATER - 5.5HP PUMP

## GRAIN AUGER HOPPERS


ITEM	DESCRIPTION
GH-GPH01	MINI HOPPER - FITS 4"-5" AUGERS
GH-100021	STANDARD HOPPER - FITS 6"-10" AUGERS
GH-100021-ECO	ECO GREEN STANDARD HOPPER
GH-GPH03	BIG DADDY HOPPER - FITS 8"-12" AUGERS
GH-GPH03-ECO	ECO GREEN BIG DADDY HOPPER
ST-RAPC	STANDARD HOPPER REPLACEMENT STRAP - 41"
ST-RAPD	BIG DADDY HOPPER REPLACEMENT STRAP - 82"

Rotomolded of premium, UV light protected, low density polyethylene with polypropylene straps and metal buckles. Performs under extreme temperature and operating conditions.

Big Daddy and Standard models are also available in ECO, made from 100% recycled polyethylene.



GH-GPH03



GH-100021-ECO



GH-GPH01

## FLEXIBLE AUGER DISCHARGE SPOUTS

Corrosion and impact resistant polyethylene sections with smooth edges that will not dent or rust. Hard wearing adjustable web harness fits all grain augers with either round and oval discharge. Five 12 inch sections extend to 43 inches.



ITEM	DESCRIPTION
GH-GPR75	6" / 7" ROUND AUGER SPOUT - WHITE
GH-GPR75BLK	6" / 7" ROUND AUGER SPOUT - BLACK
GH-GPR85	8" ROUND AUGER SPOUT - WHITE
GH-GPR85BLK	8" ROUND AUGER SPOUT - BLACK
GH-GPR105	10" ROUND AUGER SPOUT - WHITE
GH-GPR105BLK	10" ROUND AUGER SPOUT - BLACK
GH-GPR135	13" ROUND AUGER SPOUT - WHITE
GH-GPR135BLK	13" ROUND AUGER SPOUT - BLACK
GH-GPR165	16" ROUND AUGER SPOUT - WHITE
GH-GPR165BLK	16" ROUND AUGER SPOUT - BLACK
GH-GPO75	6" / 7" OVAL AUGER SPOUT - WHITE
GH-GPO75BLK	6" / 7" OVAL AUGER SPOUT - BLACK
GH-GPO85	8" OVAL AUGER SPOUT - WHITE
GH-GPO85BLK	8" OVAL AUGER SPOUT - BLACK
GH-GPO105	10" OVAL AUGER SPOUT - WHITE
GH-GPO105BLK	10" OVAL AUGER SPOUT - BLACK



## NO-SNAG DISCHARGE SPOUTS

A fresh take on the traditional style! Direct your grain safely and accurately with the new no-snag discharge spouts from Polywest.

We've reduced the number of sections per unit from five to three, courtesy of an extra long third bucket. Unlike the traditional five-piece model, this flexible unit allows for greater accuracy and helps reduce damage to the downspout and/or bin caused by snagging sections during removal. A durable and adjustable harness completes the package, which will fit most grain augers with a round or oval discharge.

These no-snag spouts feature:

1. Manufactured using high quality polyethylene resin
2. Corrosion resistant
3. Impact resistant – will not dent or damage equipment
4. Available in two colors – natural and black
5. Three opening sizes available – 10", 13" and 16"
6. Available in round style only



PART NUMBER	DESCRIPTION	DIAMETER (IN)	COLOR	COLLAPSED (IN)	EXTENDED (IN)
GH-GPR103L	10" AUGER 3-SECTION ROUND/LONG	10	NATURAL	32	40
GH-GPR133L	13" AUGER 3-SECTION ROUND/LONG	13	NATURAL	47	55
GH-GPR163L	16" AUGER 3-SECTION ROUND/LONG W/HD STRAP	16	NATURAL	56	64
GH-GPR103L-BLK	10" AUGER 3-SECTION ROUND/LONG-BLACK	10	BLACK	32	40
GH-GPR133L-BLK	13" AUGER 3-SECTION ROUND/LONG-BLACK	13	BLACK	47	55
GH-GPR163L-BLK	16" AUGER 3-SECTION ROUND/LONG-BLACK W/HD STRAP	16	BLACK	56	64

## LABOUR SAVER TAILGATE SPOUTS

ITEM	DESCRIPTION
GH-LSS4	24.5" WIDE LABOUR SAVER ASSEMBLY
GH-LSS4W	36" WIDE LABOUR SAVER ASSEMBLY
GH-LSSF	FLEXIBLE SPOUT - THREE SECTIONS
GH-LSST	24.5" WIDE TAILGATE ONLY
GH-LSSTW	36" WIDE TAILGATE ONLY

Adaptable to most truck boxes without modifications, spouts install and remove in less than ten minutes. No need to adjust tailgate opening. Prevents hopper from overflowing when used with a flexible discharge spout.



# BANDIT BAND WAGON

LIQUID FERTILIZER BAND WAGON SYSTEMS



The field proven technology of Bandit Band Wagon liquid fertilizer wagons makes liquid fertilizer application practical and affordable for maximum input efficiency. High flotation radial tires minimize soil compaction and make the Bandit easier to pull.

The Polywest designed ground drive continues to lead the industry in field reliability and durability. The addition of the Bandit 3210 to our line results in a system that is completely re-engineered to effortlessly stand up to the rigors of farming while simultaneously sticking with the innovative features that have made the Bandit a leader in the industry for decades.



## BANDIT 3210

Fully engineered 3210 US gallon total capacity tow behind caddy with a lightweight chassis, secondary product tank (optional) and a total drainage leg tank.

## BANDIT 1700

1700 US gallon tow behind caddy with a full drainage, cone bottom polyethylene tank.





### LESS COMPACTION

With 22% less compaction than previous Bandit models, the redesigned chassis and precise weight distribution of the Bandit 3210 results in equal compaction between the larger rear and smaller front tires. By moving the centre of gravity towards the rear of the wagon the need for large rubber on the front is eliminated.



### FULL DRAINAGE

The days of hauling a vertical tank not designed for transport are over! By utilizing a low profile, total drain leg tank we have reduced the risk of liquid movement while travelling, reduced wear and tear on the pulling mechanism, increased ground clearance, improved the weight distribution and allowed for easier access to the top of the tank. Finally, a purpose-built total drain solution for liquid fertilizer application.



### PRODUCT FLEXIBILITY

The addition of a secondary, custom fit 500 US gallon tank not only increases the total potential capacity of the 3210 to 3,710 US gallon, but it also gives the flexibility to accommodate simultaneous fertilizer and micro-nutrient application. When this option is selected, the products can be applied at different rates using a single pump and drive system.



### MULTIPLE GROUND DRIVEN PUMPS

Bandits are engineered to use CDS-John Blue's proven metering pump available in many configurations: cast iron or stainless models, single or twin piston, one product or two product models. Pick the one that best suits your needs!



### GROUND DRIVE PUMPING SYSTEM

Polywest developed the first ground drive system that could be disengaged for transport without having to use a clutch or remove chains. When in the field, the spring loaded tensioning system removes the need to manually adjust jackshaft position and ensures that drive sprockets are fully engaged at all times. All chains are high quality roller chains with O-ring seals to extend life and minimize maintenance requirements. A wide variety of sprocket sizes can be fitted to the system ensuring that the CDS-John Blue metering pump is driven at the speeds needed to achieve any application rate.



### ACCURATE & EASY HEADLAND CONTROL

Electronic three-way valves achieve headland control with a 0.6 second response time all the while eliminating the undue stress on ground drive systems inherent to clutch systems. One product and two product systems are easily operated in cab with a supplied switch. They can also be quickly wired into any rate control system or work switch for even easier operation. Our bypass headland control system will save time, money, and downtime while giving you the peace of mind that your application rate is not being affected by slipping clutches.





### SMALL DETAILS THAT COUNT

LED lighting and reflector safety packages should not be an option. When you purchase a Bandit from Polywest you can be confident that you are visible and legal when transporting on roads and highways.



### SAFETY IS A PRIORITY

The Polywest ChemWash provides 25 litres of fresh water for emergency rinsing. This package includes hoses, fittings, a cradle and a compartment for goggles, gloves and other safety related equipment. A ChemWash is standard on each Bandit.

# BANDIT DISTRIBUTION KITS

- Features the patented flow divider commonly called The Pot.
- Distribution of liquid fertilizer with uniformity that meets or exceeds all pressure systems.
- Rate changes are quick and easy with only one nozzle per pot to be changed – NOT an orifice for every run!
- Handles both clear and suspension fertilizers with no risk of plugging.
- Quick and easy to mount to virtually any implement.

## INNOVATIONS

Our drip-free pots are vented through a tube which, when inverted for transport, prevents dripping residual fertilizer onto your equipment. The low-profile pots make mounting a Bandit Liquid Kit on today's larger equipment even easier, especially on 5 section tool bars.

The low profile pot reduces standpipe height by 50% with NO change to the in-field functioning of the system. You can order your new system with either the original pot or the newer low-profile version.

As a result of extensive research and testing on the Bandit Liquid Kits in past years, we are equipping kits with a larger 1-1/2" manifold system to feed the Bandit Flow Dividers (pots). The new manifold consists of 1-1/2" hose with teed outlets to feed each pot, replacing the 3/4" manifold and hose which was originally supplied in the kits.



## WHY GO UNPRESSURIZED?

1. Reduced stress on your ground-drive pump
2. Reduced stress and wear on the ground-drive system for the pump (particularly the sprockets)
3. More accurate measurement of the pressure being delivered to the Flow Divider, so rate calculations & pump settings become more meaningful.

In short, it means longer life for your pump, longer service from your caddy's pump-drive system and accurate delivery of liquid to the soil. We also recommend that you consider converting your existing systems to the 1-1/2" Hi-Flo manifold system to give you the benefits it can provide to your pumps, sprockets and rate accuracy. This would involve replacing the existing manifold system with the MasterKits listed on the next page and replacing the line from the pump on your Band Wagon® back to the kit with 1-1/2" fittings and hose. Also always check the flow rate from each individual pot run to ensure accurate distribution.

## PB NOZZLES

- Used in conjunction with your pump setup to achieve the desired application rate from your Bandit Distribution (Pot) Kit.
- Having multiple PB Nozzles means you are able to change your pressure setting without changing orifices in every run, simply change the PB Nozzles.
- As with any wear item, PB Nozzles should be checked at regular intervals.
- Changing your PB Nozzle alone will not accurately change your application rate, always check pump settings to ensure your application rate is set properly.

To determine the correct PB nozzle for your application you will require the following information:

Width of implement (ft)

Speed of travel (m.p.h.)

Application rate (US gal/acre)

Number of fertilizer runs



## USE THIS FORMULA:

FLOW RATE / NOZZLE =

$(2/1000) \times \text{WIDTH of implement (ft.)} \times \text{SPEED (m.p.h.)} \times \text{RATE (US gal/acre)}$

#NOZZLES (Flow Dividers)

For Example:

- 35-foot chisel plow with 12" spacings, traveling 5 m.p.h.
- Desired application rate is 24 US gal / acre.
- 3 Flow Dividers have been mounted on the implement.

Answer:

$(2/1000 \times 35 \text{ ft.} \times 5 \text{ m.p.h.} \times 24 \text{ US gpa}) / 3 = 2.80 \text{ US GPM Nozzle.}$

Therefore, using the chart below, a PB-40 at 20 psi, a PB-35 at 30 psi or a PB-30 at 40 psi could be used.

ITEM	OPERATING PSI	NOZZLE CAPACITY
PB10	20	0.70
	30	0.85
	40	1.0
PB15	20	1.1
	30	1.3
	40	1.5
PB20	20	1.4
	30	1.7
	40	2
PB25	20	1.8
	30	2.2
	40	2.5

ITEM	OPERATING PSI	NOZZLE CAPACITY
PB30	20	2.1
	30	2.6
	40	3
PB35	20	2.5
	30	3
	40	3.5
PB40	20	2.8
	30	3.5
	40	4
PB45	20	3.2
	30	3.9
	40	4.5

ITEM	OPERATING PSI	NOZZLE CAPACITY
PB50	20	3.5
	30	4.3
	40	5
PB150	20	10.6
	30	13
	40	15
PB200	20	14.1
	30	17.3
	40	20

### \*NOTE:

Nozzles are a wear item and should be checked at regular intervals for damage or wear. They should be changed if spray pattern is uncertain.

## BANDIT LIQUID DISTRIBUTION KITS

Each Bandit Liquid Kit includes an assembly and instruction manual, all of the hose, all mounting brackets and accessories and all of the parts needed to completely equip any implement:

- For each Kit, one MasterKit is required. It determines the number of “pots” you will receive in your kit. It supplies all the parts necessary to mount the Kit and connect it to your fertilizer caddy - pressure gauge, gauge dampener, gauge mounting kit, manifold to distribute liquid to the Bandit Flow Divider “pots”, all fittings, all hose.
- Simply choose how many Flow Dividers (pots) will be best suited for the cultivator or air-seeder (usually 3-5) and the total number of runs required. The number of pots you require determines which MasterKit to order (ie. MK-1, MK-2, MK-3, MK-4, MK-5 or MK-6). To determine which RunKits to order, divide the total number of runs you need by the number of flow Dividers you have selected.
- Then, simply add RunKits to reach the total number of runs needed for your air seeder or cultivator.

**Tip:** For best performance, keep the number of runs per pot the same or, in the case of odd number, within one run of each other.

### EXAMPLES

- 43 run Bandit Kit: needs one MK-3 MasterKit, two 14 RunKits and one 15 RunKit.
- 60 run Bandit Kit: needs one MK-5 MasterKit and five 12 RunKits or one MK-4 MasterKit and four 15 RunKits.

## MASTERKITS

ITEM	DESCRIPTION
MK-1-H	MASTERKIT FOR 1 BANDIT FLOW DIVIDER (POT) DISTRIBUTION SYSTEM
MK-2-H	MASTERKIT FOR 2 BANDIT FLOW DIVIDER (POT) DISTRIBUTION SYSTEM
MK-3-H	MASTERKIT FOR 3 BANDIT FLOW DIVIDER (POT) DISTRIBUTION SYSTEM
MK-4-H	MASTERKIT FOR 4 BANDIT FLOW DIVIDER (POT) DISTRIBUTION SYSTEM
MK-5-H	MASTERKIT FOR 5 BANDIT FLOW DIVIDER (POT) DISTRIBUTION SYSTEM
MK-6-H	MASTERKIT FOR 6 BANDIT FLOW DIVIDER (POT) DISTRIBUTION SYSTEM



### RK-10-LP

\*MasterKits for systems needing more than 6 flow dividers are available. Please call for information and availability.

## RUNKITS


ITEM	DESCRIPTION	ITEM	DESCRIPTION
RK-4	4 RUN BANDIT LIQUID FERTILIZER KIT	RK-12	12 RUN BANDIT LIQUID FERTILIZER KIT
RK-5	5 RUN BANDIT LIQUID FERTILIZER KIT	RK-13	13 RUN BANDIT LIQUID FERTILIZER KIT
RK-6	6 RUN BANDIT LIQUID FERTILIZER KIT	RK-14	14 RUN BANDIT LIQUID FERTILIZER KIT
RK-7	7 RUN BANDIT LIQUID FERTILIZER KIT	RK-15	15 RUN BANDIT LIQUID FERTILIZER KIT
RK-8	8 RUN BANDIT LIQUID FERTILIZER KIT	RK-16	16 RUN BANDIT LIQUID FERTILIZER KIT
RK-9	9 RUN BANDIT LIQUID FERTILIZER KIT	RK-17*	17 RUN BANDIT LIQUID FERTILIZER KIT
RK-10	10 RUN BANDIT LIQUID FERTILIZER KIT	RK-18*	18 RUN BANDIT LIQUID FERTILIZER KIT
RK-11	11 RUN BANDIT LIQUID FERTILIZER KIT		

\*To order Low-Profile RunKits, suffix the ITEM # with ‘-LP’. (eg. RK-8-LP)

\*Low-Profile pots not available for this configuration.

## SHANK CLIPS

ITEM	DESCRIPTION
BK-SC-01	SINGLE HOSE SHANK CLIP
BK-SC	DUAL HOSE SHANK CLIP





## BANDIT LIQUID KIT AND BAND WAGON PARTS

ITEM	DESCRIPTION	ITEM	DESCRIPTION
FD-(X)-1/2	FLOW DIVIDER (1/2" HOSE BARBS)	61207	3/4" MALE CAMLOCK ADAPTER X FPT
FD-(X)-1/2-LP	LOW-PROFILE FLOW DIVIDER (1/2" HOSE BARBS)	61212	3/4" MALE CAMLOCK ADAPTER X MPT
BK-36SP	36" STANDPIPE	61261	3/4" FEMALE CAMLOCK ADAPTER X FPT
BK-SPB	STANDPIPE BRACKET WITH BOLTS	72022-9	1/2" BANDIT 9% TUBING / FT.
BK-GAUGE	SS PRESSURE GAUGE; 4"	72023-9	5/8" BANDIT 9% TUBING / FT.
BK-GAUGE 100	SS PRESSURE GAUGE; 4" , 100 PSI	72074	3/4" BRAIDED VINYL TUBING / FT.
BK-GD	GAUGE DAMPENER	HAS10	SS HOSE CLAMPS; 5/8"
BK-GAUGEB	GAUGE MOUNTING BRACKET	HAS24	SS HOSE CLAMPS; 1-1/2"
BK-DIA	DIAPHRAGM FOR DAMPENER	80017E	1/2" HOSE BARBS FOR FLOW DIVIDER
BK-MAN	MANIFOLD - OLD-STYLE KITS	80018E	5/8" HOSE BARBS FOR FLOW DIVIDER
BK-MANB	MANIFOLD BRACKET - OLD-STYLE KITS	80019	3/4" HOSE BARB X 1/2" MPT
BK-SC-01	SINGLE SHANK CLIP W/ CLAMP	80024	1" HOSE BARB X 3/4" MPT
BK-SC	DUAL SHANK CLIP W/ CLAMPS	80084	3/4" HOSE BARB X 3/4" MPT 90°
BRK-005	NOZZLE HOSE BRACKET	80283	1/2" PLUG - OLD-STYLE MANIFOLDS
PB-(X)	PB NOZZLES	81150	SS NIPPLE (FOR GAUGE DAMPENER)

## REMOTE GAUGE MOUNTING KIT

- Provides an easy, convenient way to mount 4" gauge on any implement to provide improved visibility.
- Complete with, mounting bracket w/ hardware, 20 feet of hose, clamps.
- Note: order 4" SS gauge and gauge dampener separately (see above parts list).

ITEM	DESCRIPTION
BK-GAUGE/KIT	REMOTE GAUGE MOUNTING KIT FOR 4" SS GAUGE & DAMPENER

## BANDIT BYPASS KIT\*

Includes all of the items needed to convert caddy to a bypass system:

- Electric 3-way ball valve (2 sizes available)
- On-Off switch with 32 ft. cable harness, 10 ft. battery cable w/connectors
- All fittings, hose and hose clamps included

ITEM	DESCRIPTION
BD-BPKIT	ELECTRIC-CONTROL 3-WAY BYPASS KIT; C/W 1" 3-WAY VALVE
BDP-BYPASKI-ASY	ELECTRIC-CONTROL 3-WAY BYPASS KIT; C/W 1-1/2" 3-WAY VALVE
SWS003	SWITCH & HARNESS ASSEMBLY FOR KTS WITH SINGLE POLE, SINGLE THROW VALVES
SWS001	SWITCH & HARNESS ASSEMBLY FOR KTS WITH DOUBLE POLE, DOUBLE THROW VALVES
SWE-031	OPTIONAL SWITCH EXTENSION CABLE HARNESS; 30 FT.
344BEC-34-C (C)	1" ELECTRIC 3-WAY VALVE; SINGLE POLE, SINGLE THROW
344BEC-34-C (C)	1" ELECTRIC 3-WAY VALVE; DOUBLE POLE, DOUBLE THROW
346BEC-36-C (C)	1-1/2" ELECTRIC 3-WAY VALVE; SINGLE POLE, SINGLE THROW



\*FOR USE ON BANDIT  
BAND WAGONS

THIS SYSTEM WEIGHS LESS, SO YOU CAN HAUL MORE.

# twin MAXX

FEATURING A REDUCED TRAILER WEIGHT FOR MAXIMUM PAYLOAD, PLUS MULTIPLE ADDITIONS  
DESIGNED SPECIFICALLY FOR LIQUID HAULING APPLICATIONS.

THE SUPER B IS DESIGNED WITH AGRICULTURE IN MIND.




## SPECIFICATIONS


TOTAL TANK VOLUME	10,050 US GALLONS
TANK CONSTRUCTION	HEAVY DUTY HDLPE POLYETHYLENE (UP TO 1.9 SPECIFIC GRAVITY)
TRAILER LENGTHS	2 X 28' (59' 6" TOTAL LENGTH FRONT OF TRAILER TO BACK OF BUMPER)
TRAILER CONSTRUCTION	ALUMINIUM
TRAILER WEIGHT (INCL. TANKS & ACCESSORIES)	10,430 KG (+/- 3%) WHEN EQUIPPED WITH DROP AXLES
DROP AXLES (OPTIONAL)	3

# twin MAXX

## TWIN MAXX FEATURES & BENEFITS



1. The Twin Maxx includes twin 5,025 US gallon Norwesco horizontal leg tanks built to safely haul liquids up to 1.9 specific gravity. These tanks feature molded-in legs to reduce sloshing with additional liquid movement restricted by Liquid Surge Stabilizer retro-fit baffle balls.
2. The plumbing system features leak-free Banjo manifold fittings and valves that are vibration resistant and extremely easy to service. The pump options include a 3" Honda-powered Pacer pump complete with the Protec engine protection system or the 3" Honda-powered Banjo pump with a wet seal package to allow for complete run-dry protection. Each trailer has a separate pump and the tanks are designed for either bottom or top loading.
3. The unique main tank valve is accessible from beside the main plumbing manifold. This valve features an extended valve handle that makes filling and emptying the tank easier than ever.
4. Optional individually controlled lift axles can improve fuel efficiency and reduce emissions, prolong tire life, and reduce road damage if raised while the tanks are empty. On rough roads lowering the lift axles when empty can result in reduced bouncing. Please consult local regulations regarding the use of lift axles to determine suitability.
5. The 16" hinged, vented lid was designed with hauling in mind. Hinged to prevent loss, lockable, easy to open yet secure in transport and virtually leak free, this is the lid that all tanks should have.



6. Sometimes it is the little features that save you when you need them the most. The innovative hose management system on the Twin Maxx keeps the 30' of hose supplied with each trailer firmly anchored and sealed during transport, protects the corrosion-resistant polypropylene camlock fittings and provides a safe and convenient area to secure your hose when not in use.
7. Polywest's own ADFR System is an industry leading method of securing tanks to decks. Designed specifically for the physical characteristics of polyethylene and aluminum, the ADFR System disperses all of the forces inherent in liquid loads to the structural frame of the trailer. This not only provides maximum load security, it also isolates both the trailer deck and the tank from any undue stress and point loading.
8. It is important that the access to the tank lid is easy and safe. With a slip resistant aluminum grate custom fabricated from SAFETY-GRIP® Channel, the Twin Maxx platform is securely attached to the support bands and makes for safe access to the top of the tank.
9. Both of the Twin Maxx's 5,025 US gallon Norwesco tanks have double hinged, slip resistant ladders that, while securely fastened to the tank and the trailer deck, will flex with the trailer during transport. This feature eliminates stress on the tank, trailer and deck common on fixed ladder systems. The powder coated steel ladders also feature a durable adhesive membrane between the ladder and the aluminum deck that prevents corrosion due to diverse metal contact.
10. Getting on and off of the trailer easily and safely is important. The Twin Maxx has a hinged aluminum ladder installed onto the fifth wheel platform between the two trailers that is slip resistant and lightweight, yet sturdy and durable.



# FREEZE PROTECTION STORAGE SOLUTIONS

PREPARING AND PROTECTING YOUR INVESTMENT AGAINST ALL WEATHER



An innovative freeze protection service that offers reliable, no-freeze solutions and dependable products that work, no matter the weather.

Polywest offers safe and economical freeze protection systems and heating cables that are used in every region of Canada and northern United States, as well as areas of extreme cold, such as Alaska and the Canadian Arctic.


Our solution is one of the most advanced heating cable and water pipe freeze protection systems in North America, which uses conductive polymer self-regulating technology.

We provide:

- Heat-trace cable applications for pipes and tanks
- Heat tape applications to prevent frozen liquid systems
- Energy saving thermostat options
- Self regulating energy-efficient solutions

## HOW DOES IT WORK?

Simply put, electric heat tracing is a system designed to keep your tank from freezing. Heat tracing works to preserve the temperature, increase the temperature or compensate for heat losses in pipes or storage vessels. The heat generated by the heating cable maintains a temperature to prevent freezing. Typically, trace heating involves an electrical heating cable that is placed around the tank, and then covered in thermal insulation to stop heat loss and retain the heat line system's temperature. Heating cables, or trace heating systems, offer a variety of freeze protection applications.



## DID YOU KNOW?

All our heating cable products are approved by the Canadian Standards Association (CSA) and certified to Canadian and USA standards, with appropriate field terminations factory installed.



## FIBERGLASS LIQUID STORAGE TANKS

Fiberglass liquid storage tanks are fast becoming the standard in the agricultural industry. Made using the most advanced fiberglass manufacturing technique in North America, our tanks feature a 4-Layer composite design that has set the industry standard for over 40 years.



### COMPOSITE 4-LAYER FIBERGLASS DESIGN

1. A C-Veil inner liner of chemical / corrosion resistant resin.
2. Corrosion barrier of resin layers and high strength chopped fiberglass.
3. High strength structural wall of filament wound glass strands, intermixed with both fiberglass and resin.
4. Exterior coat of chemical and corrosion resistant, weatherproof resin with a UV inhibitor.

### CUSTOMIZING

As with any modern engineered product, our fiberglass tanks can be modified to suit just about any application. Whether you require a sloped floor or the ability to walk on the top of the tank itself, our fiberglass tanks are literally made-to-order should a standard tank not suit your needs. Consult your Polywest sales representative for more information.



COMPLETE YOUR INSTALLATION  
WITH STAINLESS STEEL FLANGE  
KITS AND BALL VALVES!

SEE THE SECTION ENTITLED  
PIPE, HOSE AND MANIFOLD FITTINGS  
FOR DETAILS.



ITEM NUMBER	IMPERIAL GALLONS	US GALLONS	LITRES	TONNE	DIAMETER	HEIGHT
1420FBDT	16,667	20,000	75,668	96	14'	18'8"
1422FBDT	18,333	22,000	83,232	105	14'	20'5"
1425FBDT	20,833	25,000	94,582	120	14'	23'
1430FBDT	25,000	30,000	113,500	144	14'	27'4"
1442FBDT	35,000	42,000	158,900	201	14'	37'9"
1450FBDT	41,667	50,000	190,000	239	14'	44'9"



## RESIDENTIAL & COMMERCIAL BELOW GROUND FIBERGLASS TANKS



Polywest is a full service designer, supplier and installer of on-site water and wastewater systems in Western Canada.

Each of our three locations is staffed by experienced personnel, certified by provincial governing bodies, to create long-lasting, effective and legal wastewater systems.

Polywest is a strong believer in the benefits of fiberglass and polyethylene tanks. However, for applications that require burial depths beyond 3' (three feet), we believe that the only choice is fiberglass. Fiberglass offers an unmatched combination of strength and corrosion resistance, especially when compared to concrete. While we are the first to admit that installing a fiberglass tank is more involved than a concrete tank, the benefits of a lightweight fiberglass tank that can be delivered behind a pickup and will provide a lifetime of consistent service, far outweigh the relative ease of installing concrete.

### TANK TYPES INCLUDE

- Sewage holding tanks to 12,000 gallons
- Two chamber septic tanks to 12,000 gallons
- Two chamber trickle tanks to 12,000 gallons
- Two chamber siphon tanks to 3,000 gallons
- Water cisterns to 12,000 gallons

### AVAILABLE ACCESSORIES INCLUDE

- NSF 40 advanced sewage treatment systems
- Field chamber systems
- Septic and potable water pumps
- High and low level alarms and gauges
- Poly sumps and lift stations



Contact one of our branches for more information on our residential water and wastewater systems!



## TANK FITTING INFORMATION



TANK DIAMETER (IN)	MAXIMUM SIZE OF FITTING		GALLONS PER VERTICAL INCH
	BULKHEAD TYPE (IN)	BOLTED TYPE (IN)	
64	3	3	13.7
86	3	3	24.8
90	4	6	27.24
102	4	6	34.68
120	4	8	48.14
142	4	8	67.8

## CUSTOMIZED INDUSTRIAL GRADE POLYETHYLENE TANKS

At Polywest we offer multiple Made-to-Order, industrial grade, engineered polyethylene tank options. Snyder Industries, Inc., our primary supplier for custom polyethylene tank applications, boasts the industry's most complete product offering of polyethylene tanks and accessories that can be configured to achieve specific chemical resistance and functionality performance objectives in both single and double wall containment systems. Products can also be designed to meet ASTM standards, ranging in sizes up to 16,500 US gallons, and can come equipped with a variety of options, including seismic / wind restraints, heat maintenance systems, sight gauges, ladder assemblies, flex couplings, and much more.

Snyder offers a diverse range of material options including: HDLPE (high-density) and XLPE (crosslink) resins, along with special resins designed for specific applications, such as an opaque white resin (#880059) designed for sodium hypochlorite or resin (#880046) used specifically for sulfuric acid. Snyder tanks are designed, built and tested to ASTM D 1998-06 Standards. Insist your industrial application meets all aspects of ASTM. Snyder also offers NSF/ANSI Standard 61 listed tanks as shown by their listing on [www.nsf.org](http://www.nsf.org). Snyder's HDLPE resin complies with FDA Regulation 177.1520.

Snyder matches each specific chemical to the correct tank material to ensure compatibility. All materials are UV stabilized for outdoor use. Tank styles available include vertical and horizontal tanks, cone bottom tanks, IBC tanks and their highly engineered Captor double wall containment tanks.



Included in the high level of quality control that have made Snyder tanks legendary are Wall Thickness Tests, Hydrostatic Water Tests, Low Temperature Impact Tests, and O – Xylene – Insoluble Fraction (Gel Tests).

### EXAMPLES OF MARKET APPLICATIONS

Industrial Chemicals	Chemicals used in a multitude of industries including automotive (used oil collection tanks), aviation, textiles, plastics/rubber, mining, marine, paper/pulp
Water & Waste Water Treatment	Suitable for variety of chemicals from Sodium Hypochlorite (bleach), Ferric Chloride, Sodium Hydroxide, Hydrofluosilicic Acid, and more. Applications include bulk storage, day tanks, batch tank systems, mix tanks, surge tanks, rinse tanks, reverse osmosis and potable water tanks (NSF compliant)
Petroleum & Allied Products	Lubricants, Offshore Drilling Companies, Oil Refineries, Oil & Oil Waste incl. Frac Tanks/Storage containers
Biodiesel & Ethanol Plants	B-100 Storage, vegetable oil storage, tanks for Sulfuric Acid, Caustic Soda, Potassium Hydroxide, Urea
De-icing Chemical Products	Highway/Road chemicals including Calcium Chloride, Magnesium Chloride, Potassium Acetate (airports)
Food Processing Companies	Bakeries, Beverage Companies, Brine Pickle Tanks for the Makers of Pickles, Sauerkraut, Cherries

## SNYDER CUSTOMIZED DOUBLE WALL INDUSTRIAL TANKS

Snyder's revolutionary Captor Containment System is designed to alleviate the ever-changing environmental and safety concerns regarding bulk chemical storage and containment for the 21st century.



Captor's unique tank-in-a-tank design enables users and specifiers to incorporate advanced performance and safety features on a bulk-handling system, which provides total containment protection. Captor's double wall construction is completely enclosed so that external matter, such as dust, rain and snow is prevented from collecting in the outer containment tank.

Besides delivering unparalleled performance benefits, Captor Containment Systems also contribute to your company's bottom line by significantly reducing installation and procurement cost. Every Captor is shipped fully-assembled on either a standard or wide load flat bed trailers, which reduces comparable costs by an average of 35 percent.



ITEM	IMPERIAL GALLONS	US GALLONS	LITRES	DIAMETER (IN)	HEIGHT (IN)
5040000N	460	550	2,080	76	65
5470000N	915	1,100	4,165	76	104
5490000N	1,290	1,550	5,865	76	136
5570000N	1,665	2,000	7,570	102	103
5580000N	2,085	2,500	9,465	102	122
5590000N	2,500	3,000	11,355	102	142
5600000N	2,915	3,500	13,250	102	158
5610000N	3,335	4,000	15,140	102	178
5620000N	3,750	4,500	17,035	102	197
5630000N	4,165	5,000	18,925	102	216
5660000N	4,585	5,500	20,820	120	172
5670000N	5,415	6,500	24,605	120	199
1006400N	7,250	8,700	32,935	142	197
1006600N	8,335	10,000	37,855	142	226



**Leak Detection Sensor**

Capacitive proximity sensor detects and communicates the smallest of leaks with an easy to understand warning signal.



**Level Indicator**

Ultrasonic level indicator with digital display measures the inner tank's slightest liquid level changes.




**Seismic Restraints and Ladders**

Molded-in tie-down lugs and cable tie-down system meet seismic and 150 mph wind load requirements. US OSHA approved ladders are also available.



**Fill Pipe Assembly**

Modified to accommodate double wall construction and take advantage of our outer containment capability.



**Transition Fitting**

U.F.O. (Unified Fitting Outlet) design allows side wall fittings to be installed and safely sealed through both walls of the Captor Containment System.



**Other Options**

Bolted and sealed manways, heat trace and insulation, and most other Snyder tank fittings and accessories.



## POLYETHYLENE TANKS

Polywest is the largest Canadian distributor and one of North America's largest distributors of Norwesco polyethylene tanks.

Norwesco is North America's leading manufacturer of proprietary rotationally molded polyethylene tanks for agricultural, water, closed-top industrial and below ground septic and cistern applications. Polywest distributes Norwesco tanks from three (3) locations strategically located in the Canadian Prairie Provinces.

Each of our locations inventory a wide variety of Norwesco tanks and we are able to source our tanks from all 16 Norwesco plants and ship them to customers across North America.





## VERTICAL STORAGE TANKS

Vertical storage tanks are most frequently used for bulk storage applications. Norwesco vertical tanks feature tie-down slots, molded-in graduated gallon indicators, an offset fill-opening and a self-vented, slosh-proof lid.



PREMIUM WEIGHT (1.5 SG) WHITE	HEAVY WEIGHT (1.9 SG) BLUE	IMPERIAL GALLONS	US GALLONS	LITERS	DIAMETER (IN)	HEIGHT (IN)	LID SIZE (IN)	TANK FITTING (IN)
41867	-	21	25	94	18	29	5	0.75
41865	-	42	50	189	18	53	5	0.75
45192	-	54	65	245	23	39	8	1.25
41863	-	63	75	283	23	50	8	1.25
41861	-	83	100	378	28	43	8	1.25
40803	-	88	105	397	23	63	8	2
41859	-	125	150	567	30	56	8	1.25
40281	-	137	165	623	31	55	16	2
41135	-	160	192	727	27.5	71	8	-
41856	-	167	200	756	30	72	8	2
47401	-	175	210	793	32	69	16	2
43201	-	200	250	945	29.5	91	8	-
41854	-	208	250	945	30	89	8	2
40213	-	250	300	1,134	36	78	16	2
40148	40150	417	500	1,890	48	72	16	2
40023	-	458	550	2,079	67	42	16	2
41061	-	500	600	2,270	48	84	16	-
40606	-	625	750	2,835	48	102	16	2
41065	-	750	900	3,400	48	116	16	-
41067	-	800	960	3,630	61	83	16	-
40152	40154	833	1,000	3,780	64	79	16	2
41069	-	900	1,080	4,910	48	148	16	-
40070	40081	917	1,100	4,158	87	51	16	2
44162	-	1,000	1,200	4,540	72	78	16	2

PREMIUM WEIGHT (1.5 SG) WHITE	HEAVY WEIGHT (1.9 SG) BLUE	IMPERIAL GALLONS	US GALLONS	LITERS	DIAMETER (IN)	HEIGHT (IN)	LID SIZE (IN)	TANK FITTING (IN)
40144	40146	1,250	1,500	5,670	64	115	16	2
41221	41223	1,250	1,500	5,670	87	65	16	2
41219 (1.0 SG)	-	1,250	1,500	5,670	87	65	16	2
41225 (BLACK)	-	1,250	1,500	5,670	87	65	16	2
44618 (BLACK)	-	1,250	1,500	5,670	87	65	16	3
44591	44619	1,250	1,500	5,683	87	67	16	3
44225	44226	1,550	1,860	7,037	90	77	16	2
41215	-	1,700	2,040	7,711	95	75	16	2
41931	42036	1,750	2,100	7,938	87	89	16	2
42035 (BLACK)	-	1,750	2,100	7,938	87	87	16	2
44582	44583	1,750	2,100	7,956	87	87	16	3
41258	41260	2,083	2,500	9,450	95	89	16	2
41262	41264	2,500	3,000	11,340	95	107	16	2
42360 (BLACK)	-	2,500	3,000	11,340	95	107	16	3
42824	42825	4,000	4,800	18,144	120	113	16	3
43936 (BLACK)	-	4,000	4,800	18,144	120	113	16	3
40164	40166	4,166	5,000	18,900	102	150	16	3
41971	41973	5,000	6,000	22,680	120	140	16	3
40226	40233	5,000	6,000	22,680	102	182	16	3
40224	40232	5,417	6,500	24,570	120	150	16	3
40663	40665	6,500	7,800	29,484	120	176	16	3
43618	43620	7,500	9,000	34,020	141	146	16	3
44087/43128	44089/43130	8,333	10,000	37,800	141	160	16/21	3
44020 (BLACK)	-	8,333	10,000	37,800	141	160	16	3

NOTE: 12,000, 15,000 and 20,000  
gallon polyethylene tanks also  
available on request.



 **NORWESCO**



## ELLIPTICAL LEG TANKS

This elliptical tank style is designed to provide the greatest capacity with the lowest centre of gravity, making it the best design available for transporting larger volumes. Norwesco elliptical tanks feature molded-in legs and flow-through baffles which work together to reduce sloshing and provide increased stability during transport. All Norwesco elliptical leg tanks require full length support as well as support bands.

### STEEL SUPPORT BANDS



Norwesco bands are custom fabricated to support the Norwesco elliptical leg tanks and are galvanized for added corrosion protection. Bands and full length support are required on elliptical leg tanks. If you are not going to use bands, we recommend ordering the HD version. However, steel support bands are required for warranty purposes from Norwesco. They are ordered separately and sold individually.



\*Note: When ordering a ladder for the 2,615 Imperial gallon tank you will also require a 62301 adapter.

PREMIUM WEIGHT (1.5 SG) WHITE	HEAVY WEIGHT (1.9 SG) BLUE	STEEL BAND ITEM NUMBER (QTY/TANK)	STEEL LADDER ITEM NUMBER	IMPERIAL GALLONS	US GALLONS	LITERS	LENGTH (IN)	WIDTH (IN)	HEIGHT (IN)	LID SIZE (IN)	TANK FITTING (IN)
40191	-	60325 (3)	NOT REQUIRED	860	1,035	3,912	89	79	54	16	2
42927	42929	63642 (3)	NOT REQUIRED	1,112	1,335	5,046	126	66	52	16	2
43143/43157	43167/43134	NOT REQUIRED	NOT REQUIRED	1,333	1,600	6,048	126	80	53	16	2
40387	40388	60586 (4)	NOT REQUIRED	1,362	1,635	6,180	142	71	58	16	2
40618	40623	62079 (4)	NOT REQUIRED	1,695	2,035	7,692	142	84	56	16	2
40547	40283	60353 (4)	60354	2,195	2,635	9,960	140	90	72	16	3
44075	44077	67456 (4)	NOT REQUIRED	2,200	2,640	9,988	142	88	73	16	3
40686	40688	62097 (4)	60354	2,615	3,135	11,850	150	88	80	16	3
44427	44429	NOT REQUIRED	NOT REQUIRED	2,650	3,183	12,047	145	92	80	16	3
44509*		NOT REQUIRED	NOT REQUIRED	2,650	3,183	12,047	145	92	80	16	3
44091	44093	63982 (4)	NOT REQUIRED	2,920	3,500	13,166	151	93	78	16	3
41267	41269	62832 (4)	63033	3,360	4,035	15,252	192	92	75	16	3
45272/45276*	45274	NOT REQUIRED	NOT REQUIRED	3,500	4,200	15,911	180	96	84	16	3

\*INDICATES TANK IS BLACK.



## HIPPO LEG TANKS

The Hippo leg tank is an ideal water transport tank with its low profile design and multiple legs which help reduce sloshing. The Hippo has an off-set fill-well to make filling easier. The Hippo comes in both natural (white) and black, and is specially sized at 73" wide to be less than the width of a standard trailer to ensure the tank will fit.



PREMIUM WEIGHT (1.1 SG) WHITE	PREMIUM WEIGHT (1.1 SG) BLACK	IMPERIAL GALLONS	US GALLONS	LITERS	LENGTH (IN)	WIDTH (IN)	HEIGHT (IN)	LID SIZE (IN)	TANK FITTING (IN)
42374	42373	950	1,140	4,310	105	73	48	16	2



## HORIZONTAL LEG TANKS



With the broadest leg tank line available, Norwesco manufactures a size that will fit your needs. Used primarily for transport and nursing applications, Norwesco's leg tank features molded-in legs that act as baffles to reduce sloshing. Flow through baffles are also built into the 525 US gallon and up versions.



### STEEL SUPPORT BANDS

Norwesco bands are custom fabricated to support the Norwesco horizontal leg tanks and are galvanized for added corrosion protection. Bands and full length support are required on tanks 725 US gallons and larger. If you are not going to use bands, we recommend ordering the HD version. However, steel support bands are required for warranty purposes from Norwesco. They are ordered separately and sold individually.

PREMIUM WEIGHT (1.5 SG) WHITE	PREMIUM WEIGHT (1.5 SG) BLACK	HEAVY WEIGHT (1.9 SG) BLUE	STEEL BAND ITEM NUMBER (QTY/TANK)	IMPERIAL GALLONS	US GALLONS	LITERS	DIAMETER (IN)	LENGTH (IN)	LID SIZE (IN)	TANK FITTING (IN)
45223		-	60520 (2)	29	35	132	20	29	5	0.75
41092			-	40	48	181	23	42	5	-
41873		-	61745 (2)	46	55	208	23	33	5	0.75
41939		-	61745 (2)	55	65	246	26	43	5	0.75
41183		-	-	80	96	363	26	59	5	-
41941		-	61744 (2)	100	125	472	32	41	8	2
41094			-	125	150	568	32	59	8	2
40299		-	60478 (2)	188	225	850	38	49	8	2
41943		-	60478 (2)	200	240	907	38	55	8	2
41096			-	250	300	1137	66	38	16	2
40217		-	60478 (2)	270	325	1,228	38	68	16	2
41430		-	60478 (2)	300	360	1,361	38	78	16	2
42016		-	60057 (2)	355	425	1,606	49	60	16	2
41229		-	60057 (2)	425	510	1,928	49	69	16	2
40181		40193	60057 (2)	438	525	1,984	49	71	16	2
41393	41689	-	60057 (2)	500	600	2,268	49	89	16	2
40993***		-	-	730	875	3,307	55	93	16	2
40089		40131	60057 (4)	854	1,025	3,874	49	139	16	2
40994***		-	-	1,000	1,200	4,536	55	125	16	2
41875		41877	63282 (3)	1,105	1,325	5,008	66	99	16	2
41879		41881	63284 (5)	4,190	5,025	18,994	92	190	16	3
44314		44316	64085 (5)	5,020	6,025	22,807	99	193	22	3

\*\*\*Note: 40993 and 40994 are for water (1.0 SG) only.

## TOTAL DRAIN LEG TANKS

When complete drainage is necessary, these are the tanks of choice. They are designed primarily for use on fertilizer and chemical nurse trailers. The floor of the tank is sloped from end-to-end and side-to-side with a sump mounted fitting in the centre of the tank. Flow through internal baffles and domed ends help make this series one of the smoothest hauling lines on the market.

Total drain leg tank stands are custom fabricated. Contact your Account Manager for more information, custom fabrication pricing and stock steel support band information.

 **NORWESCO**



### STEEL SUPPORT BANDS & LADDERS

Norwesco bands are custom fabricated to support the Norwesco tanks and are galvanized for added corrosion protection. Whether using the tank in a stationary position or for transport, bands are necessary to ensure that the tank retains its shape. Bands and ladders must be ordered separately and are sold individually. If you are not going to use bands, we recommend ordering the HD version. However, steel support bands are required for warranty purposes from Norwesco. They are ordered separately and sold individually.

PREMIUM WEIGHT (1.5 SG) WHITE	HEAVY WEIGHT (1.9 SG) BLUE	SHORT STEEL BAND ITEM NUMBER (QTY/TANK)	LONG STEEL BAND ITEM NUMBER (QTY/TANK)	STEEL LADDER ITEM NUMBER	IMPERIAL GALLONS	US GALLONS	LITERS	LENGTH (IN)	WIDTH (IN)	HEIGHT (IN)	LID SIZE (IN)	TANK FITTING (IN)
40655	40657	60584 (3)	-	-	592	710	2,684	104	47	47	16	2
40393	40395	60584 (2)	60585 (2)	-	842	1,010	3,818	147	47	47	16	2
41871	41872	63282 (3)	-	-	1,092	1,310	4,952	99	66	76	16	-
42925	42926	63642 (3)	-	-	1,096	1,315	4,971	126	66	55	16	-
40806	40808	62434 (3)	-	-	1,340	1,610	6,086	140	69	63	16	-
43651	43652	63846 (4)	-	-	1,675	2,010	7,635	140	69	74	16	-
41382	41383	63044 (2)	63045 (2)	63047	2,175	2,610	9,866	140	90	70	16	-
40822	40824	62347 (2)	62348 (2)	63047	2,675	3,210	12,134	178	92	74	16	-

## PICKUP TRUCK TANKS

Designed to fit full-size pickups, the 325 and 425 sizes have low profiles for better rear vision. They feature fill openings offset to the side of the tank for safety and easy access.

A tough circular design adds strength. The 225 model fits both small pickups and full-sized models.

 **NORWESCO**



PREMIUM WEIGHT (1.5 SG) WHITE	BLACK	IMPERIAL GALLONS	US GALLONS	LITERS	LENGTH (IN)	WIDTH (IN)	HEIGHT (IN)	LID SIZE (IN)	TANK FITTING (IN)
41213	42634	185	225	850	48	60	28	8	2
41227	42367	350	425	1,606	49	65	37	8	2
40693	42859	270	325	1,228	49	62	32	8	2



## CONE BOTTOM TANKS

### CONE BOTTOM TANKS FOR STEEL STANDS

Norwesco offers a full range of cone bottom tanks designed for a variety of applications. The conical bottoms enable quick and complete drainage. As with all Norwesco tanks, the cone bottom tanks are molded of rugged, high density polyethylene and are both impact and chemical resistant. Steel stands must be ordered separately.



PREMIUM WEIGHT (1.5 SG) WHITE	HEAVY WEIGHT (1.9 SG) BLUE	STEEL STAND ITEM NUMBER	IMPERIAL GALLONS	US GALLONS	LITERS	CONE SLOPE (DEGREES)	DIAMETER (IN)	HEIGHT (IN)	LID SIZE (IN)	TANK FITTING (IN)
44341		64090	850	1020	3,861	15	91	51	16	2
44339		64090	1100	1320	4,997	15	91	62	16	2
44337		64090	1433	1720	6,571	15	91	76	16	2
40066	40129	64076	2,083	2,500	9,500	30	95	104	16	2
40170	40172	64076	2,500	3,000	11,350	30	95	123	16	2
45141	-	CBSTD-3000	2,500	3,000	11,350	15	91	121	16	3
40549	40316	60358	4,583	5,500	21,000	30	118	146	16	3
40931	40933	62473	5,000	6,000	22,700	15	102	195	16	3
40551	40409	64070	6,250	7,500	28,000	30	141	149	16	3
44103	44105	64070	8,333	10,000	38,000	30	141	188	22	3



### CONE BOTTOM TANKS IN POLY STANDS

Made from the same rugged, high density polyethylene as our standard cone bottom tanks, these tanks come mounted in a polyethylene stand. Each stand features full conical support and offers unmatched corrosion resistance. All models of cone bottom tanks in poly stands can also be ordered without the stand.

PREMIUM WEIGHT (1.5 SG) WHITE	HEAVY WEIGHT (1.9 SG) BLUE	POLY STAND ITEM NUMBER	IMPERIAL GALLONS	US GALLONS	LITERS	CONE SLOPE (DEGREES)	DIAMETER (IN)	HEIGHT (IN)	LID SIZE (IN)	TANK FITTING (IN)
43161**	-	INCLUDED	104	125	475	16	48	59	8	1
60113	-	INCLUDED	145	175	660	30	42	49	8	2
62343	-	INCLUDED	250	300	1,135	30	48	60	16	2
62441	-	INCLUDED	258	310	1,170	30	42	71	8	2
40289	-	INCLUDED	417	500	1,895	30	48	85	16	2
40809	-	INCLUDED	625	750	2,840	20	72	65	16	2
40359	-	INCLUDED	875	1,050	3,975	20	72	85	16	2
40813	40815	INCLUDED	1,333	1,600	6,050	30	88	94	16	2
40672	40674	INCLUDED	2,083	2,500	9,450	30	95	114	16	2
40797	40799	INCLUDED	2,500	3,000	11,350	30	95	131	16	2

\*\*Note: Part number 43161 can also be used as a tank with secondary containment.



## SPRAYER TANKS

### ELLIPTICAL SPRAYER TANKS

Designed for larger volume applicator needs, the Norwesco elliptical tanks feature a low profile design and a low centre of gravity for excellent visibility in the field and increased stability when towed. A deep sump permits complete drainage and the tanks feature an 8" or 16" fill-opening.

Tanks listed as having two fittings include (x1) bulkhead and (x1) anti-vortex. Steel saddles must be ordered separately.

### CYLINDRICAL SPRAYER TANKS

All Norwesco cylindrical sprayer tanks feature a lid which threads directly into the fill-well of the tank to help prevent the sloshing or leaking of tank contents during transport or application.

All tanks have a sump installed fitting to permit complete drainage. Tanks listed as having two fittings include (x1) bulkhead and (x1) anti-vortex. Steel saddles must be ordered separately.



**NORWESCO**

PREMIUM WEIGHT (1.5 SG) WHITE	STEEL SADDLE ITEM NUMBER	TANK TYPE	IMPERIAL GALLONS	US GALLONS	LITERS	LENGTH (IN)	WIDTH (IN)	HEIGHT (IN)	LID SIZE (IN)	TANK FITTING (IN)	NUMBER OF TANK FITTINGS
41252	63015	ELLIPTICAL	167	200	756	66	40	28	8	1.25	2
40327	63016	ELLIPTICAL	250	300	1,134	70	48	32	16	1.25	2
40328	63018	ELLIPTICAL	417	500	1,890	82	57	38	16	1.25	2
40329	60371	ELLIPTICAL	625	750	2,835	88	69	44	16	2	1
40330	60372	ELLIPTICAL	833	1000	3,780	90	78	51	16	2	1
47111	-	ELLIPTICAL	1333	1600	6,048	138	78	49	16	2	1
61737	-	CYLINDRICAL	17	20	76	31	15	15	5	0.75	1
41799	60321	CYLINDRICAL	25	30	113	21	23	23	5	0.75	1
45193	60303	CYLINDRICAL	45	55	208	34	23	23	5	0.75	1
45105	60303	CYLINDRICAL	70	85	321	52	23	23	5	0.75	1
60204	-	CYLINDRICAL	83	100	378	57	24	24	8	0.75	1
45053	60315	CYLINDRICAL	92	110	416	41	30	30	8	1.25	2
45117	60315	CYLINDRICAL	125	150	567	46	32	32	8	1.25	2
45059	63019	CYLINDRICAL	167	200	756	62	32	32	8	1.25	2
45061	63020	CYLINDRICAL	167	200	756	47	38	38	8	1.25	2
40135	63021	CYLINDRICAL	250	300	1,134	68	38	38	8	1.25	2
40137	63022	CYLINDRICAL	333	400	1,512	74	42	42	8	1.25	2
40274	63023	CYLINDRICAL	417	500	1,890	75	48	48	8	1.25	2



## LOW PROFILE TANKS

Norwesco low profile tanks are suitable for storage and transport applications. Every tank is approved for use with potable water and is ideal where available height is limited, like under cottages or decks. The deep ribbing provides extra strength and helps to reduce sloshing when used as a transport tank. Each tank has numerous locations suitable for fittings.



WATER WEIGHT (1.2 SG) WHITE	PREMIUM WEIGHT (1.5 SG) WHITE	HEAVY WEIGHT (1.9 SG)	IMPERIAL GALLONS	US GALLONS	LITERS	LENGTH (IN)	WIDTH (IN)	HEIGHT (IN)	LID SIZE (IN)	TANK FITTING (IN)
41188			160	192	727	80	46	15	8	-
41189			230	276	1,046	80	46	20	8	-
44181			250	300	1,137	96	60	15	16	-
44332			250	300	1,137	62.5	41.5	28.5	16	-
-	40964		300	360	1,361	96	48	25	16	-
-	43123		500	600	2,273	98	72	29	16	2
44182/44183*			500	600	2,273	96	60	30	16	-
44192/44193*			525	630	2,387	82	88	25	16	-
44185			750	900	3,410	96	60	46	16	-
44194			780	936	3,546	119	88	25	16	-
44187	44188	44189	1,000	1200	4,546	152	88	25	16	-
42890/43189*			1,075	1,290	4,887	126	84	36	16	2
-	40966		1,150	1,380	5,216	149	88	33	16	-
44174/44175*			1,320	1,584	6,001	152	91	35	16	-
42891			1,325	1,590	6,023	126	84	42	16	2
42891/43075*			1,325	1,590	6,024	126	84	42	16	2
-	40969		1,700	2,050	7,749	149	88	45	16	-
44190		44191	1,720	2,064	7,819	152	88	40	16	-
44178/44179*			1,950	2,340	8,865	152	91	49	16	-
44335/44336*			2,100	2,500	9,464	159	90	51	16	2

\*INDICATES TANK IS BLACK.

## LIQUID SURGE STABILIZER

Liquid Surge Stabilizers are a retrofit baffle technology system designed to stabilize liquid surge. They are a cost effective, industry leading retrofit baffle system designed to stabilize bulk fluids front to back and side to side in transport.

Liquid surge results from movement of the liquid in partially filled tanks. For example, when coming to a stop, the liquid will surge back and forth. When the wave hits the end of the tank, it tends to push the truck in the direction the wave is moving, resulting in the potential for an accident. Also when cornering, the liquid will surge from side to side pushing the truck in the direction the wave is moving resulting in the potential for a rollover.



ITEM	DESCRIPTION
69004-LSS15	LSS SYSTEM IS CURRENTLY AVAILABLE IN ONE SIZE ONLY. IT IS DESIGNED FOR A 15" MAN-WAY ACCESS, AND IS COMPATIBLE WITH ALL TANKS.



## MIX & FILL / INDUCTOR TANKS

Norwesco inductor tanks are suitable for mixing chemicals when filling a larger tank. The tanks feature a lid which threads directly into the fill-well of the tank to prevent the sloshing or leaking of contents during transport or application. Steel stands must be ordered separately.



PREMIUM WEIGHT (1.5 SG) WHITE	STEEL STAND ITEM NUMBER	IMPERIAL GALLONS	US GALLONS	LITERS	DIAMETER (IN)	LENGTH (IN)	CONE SLOPE (DEGREES)	LID SIZE (IN)	TANK FITTING (IN)
60214	60313	12.5	15	57	19	23	60	8	2
42064	63397	12.5	15	57	24	21	57	16	2
42065	63397	25	30	114	24	28	57	16	2
45098	65517	29	35	132	23	29	45	8	2
62205	62204	50	60	227	31	32	45	16	2
42066	63397	50	60	227	24	42	57	16	2
47190	NO STAND AVAILABLE	66	80	300	32	37	45	16	2

## PCO (PEST CONTROL OPERATOR) TANKS



A multipurpose tank, the PCO is well suited for nursery, agricultural and lawn care applications. These tanks feature self-supporting legs and do not require any saddles or steel supports. Flat spots are molded into both ends to provide mounting areas for agitation equipment.



PREMIUM WEIGHT (1.5 SG) WHITE	IMPERIAL GALLONS	US GALLONS	LITERS	LENGTH (IN)	WIDTH (IN)	HEIGHT (IN)	LID SIZE (IN)
41254	25	30	113	25	19	23	5
40664	42	50	189	38	19	22	8
40668	83	100	378	38	30	28	8
40669	125	150	567	48	36	28	8
41413	167	200	756	48	36	37	8
41381	250	300	1,134	69	36	37	16



## FLAT BOTTOM UTILITY TANKS

Like the PCO tank, the Flat Bottom Utility tank can be used for a variety of applications. It is the perfect choice when looking for a tank to put in the bed of a pickup truck. Also available are steel band sets for use in securing these tanks for transport.



PREMIUM WEIGHT (1.5 SG) WHITE	IMPERIAL GALLONS	US GALLONS	LITERS	LENGTH (IN)	WIDTH (IN)	HEIGHT (IN)	LID SIZE (IN)	TANK FITTING (IN)
42341	42	50	189	38	19	23	8	1
42343	83	100	378	43	27	29	8	1
42349	92	110	416	48	35	18	5	1
42345	125	150	567	48	36	29	8	1
42347	167	200	756	48	36	38	8	1

## INDOOR POTABLE WATER TANKS

These Norwesco tanks have been specifically designed with residential, commercial and cottage applications in mind. Each tank's dimensions allow it to fit through conventional doorways and stairwells.

The 315 and 420 gallon models come complete with a steel support frame. Suitable sized bulkhead fittings can be installed in numerous locations on each tank.



**NORWESCO**

PREMIUM WEIGHT (1.5 SG) WHITE	IMPERIAL GALLONS	US GALLONS	LITERS	WIDTH (IN)	LENGTH (IN)	HEIGHT W/ LID (IN)	LID SIZE (IN)	TANK FITTING (IN)
41205	115	138	523	24	25	60	16	-
MLP180	180	216	818	20	72	50	16	-
MNP190	190	228	864	29	58	38	16	-
42337	208	250	945	29	60	42	16	1.25
41199	230	276	1,046	24	49	62	16	-
44330	250	300	1,134	29	62	49	16	1.25
41190	330	396	1,500	33	43	83	16	-
41241	330	396	1,500	29	62	66	16	1.25
41015	350	420	1,591	30	61	64	16	-
43616	416	500	1,891	31	74	70	16	1.25
44528	500	600	2,273	35	58	83	16	-
44310	625	750	2,839	35	82	85	16	2
44045	833	1,000	3,800	40	92	89	16	2

## OPEN TOP CYLINDRICAL TANKS

The seamless cylindrical containers are ideal for handling liquids, granular material and powders. The chemical resistant tanks are rated for the storage of potable water.

**NORWESCO**



PREMIUM WEIGHT (1.5 SG) WHITE	IMPERIAL GALLONS	US GALLONS	LITERS	TANK DIAMETER (IN)	LID DIAMETER (IN)	TOTAL HEIGHT (IN)
MC15	16	19	73	16	20	26
MC25	25	30	114	18	19	32
MC30	29	35	132	18	23	35
MC50	49	59	223	27	28	29
MC60-NS	60	72	273	32	33	29
MC70	68	81	309	27	28	39
MC100	96	115	436	27	28	54
MC120	115	138	523	27	28	64
MC125-NS	125	150	568	32	33	55
MC150	140	168	636	27	28	76
MC300	294	353	1,337	38	39	75



## TOTAL DRAIN TANKS

When total drainage in a small application is needed, these are the tanks of choice. The 5 and 10 US gallon models have sloped bottoms with a 1-1/4" spin-weld fitting. The 12 US gallon model has a sump located in the centre with a 3/4" fitting.

PREMIUM WEIGHT (1.5 SG) WHITE	IMPERIAL GALLONS	US GALLONS	LITERS	LENGTH (IN)	WIDTH (IN)	HEIGHT (IN)	LID SIZE (IN)	TANK FITTING (IN)
42321	4	5	19	11	11	18	8	1.25
42351	8	10	38	13	13	21	8	1.25
60521	10	12	45	18	14	15	5	0.75



## CONTAINMENT BASINS

Constructed of heavy-duty and UV protected polyethylene, these basins are open topped and are designed to have a tank set inside them.

Please note:  
Dimensions shown are  
outside dimensions. Please  
refer to drawings for inside  
dimensions and rib design.

ITEM NUMBER	MODEL NUMBER	IMPERIAL GALLONS	US GALLONS	LITERS	LENGTH (IN)	WIDTH (IN)	HEIGHT (IN)
43718	C-10	10	12	45	30	30	6
43490	C-20	20	24	91	50	28	5
43576	C-60	60	72	273	64	42	8
42210	C-100	100	120	455	53	48	13
42015	C-125	125	150	568	60	60	16
41126	B-130	130	156	591	88	56	10
42368	B-210	210	252	955	92	68	11
42013	C-350	350	420	1,591	98	77	18
WT300	WT300	300	360	1,364	N/A	72 (DIA)	24
41638	C-600	600	720	2,728	97	89	24
41835	C-1100	1,100	1321	5,001	138	96	28
42194	B-1100	1,100	1321	5,001	175	97	22

## SPOT SPRAYER TANKS

Norwesco spot sprayer tanks feature threaded inserts on bottom of the tank for mounting purposes, on one side for hand wand / spray gun placement and on top for mounting a standard 12V demand pump.

PREMIUM WEIGHT (1.5 SG) WHITE	IMPERIAL GALLONS	US GALLONS	LITERS	LENGTH (IN)	WIDTH (IN)	HEIGHT W/LID (IN)	LID SIZE (IN)
45115	12	14	53	31	14	14	5
62080	21	25	95	36	18	17	5



**NORWESCO**

## TANK TILT TRAILER SYSTEM

- Sturdy 3" x 2" tubular steel frame
- 225-75-D15 road tires
- Tandem axles
- 5,000 lb crank jack
- 3,500 lb Torflex suspension
- Double 1 inch pin hitch
- Road ready with stop & turn signals
- Tie down strap locations, winch and winch bar
- Will transport tanks from 2,100 to 12,000 US gallons
- Handles tanks up to 141 inch diameter
- Convenient hydraulic up and down control
- Easily accessible 5.5 HP Honda engine
- 12 volt electric to power hydraulic system
- Tank(s) not included

BD141-2-GH



## PORTABLE FIELD STORAGE UNITS\*



- Two or three 3,000 US gallon tanks
- Cone bottom for complete drainage
- Raise and lower units hydraulically
- Easy field transport
- Spot and store different products on unit
- Pump mount conveniently located near the hitch
- Virtually maintenance-free
- Standard 3 inch plumbing (2 inch optional)
- Good stability & anti-sink pads for sure support

\*AVAILABLE IN TWO MODELS:

1. TCS/6000-3A (6,000 US gallons)
2. TCS/9000-3A (9,000 US gallons)



## TANK LIDS

ITEM	SIZE (IN)	DESCRIPTION	CASE QTY
63673	5	HINGED LID ASSEMBLY	25
63264	5	LID WITH 2" FPT (NO VENT)	72
63484	5	VENTED LID	72
60002	8	VENTED LID ONLY	32
60032	8	VENTED LID ASSEMBLY (LID, VENT, RING)	32
60011	16	VENTED LID ONLY, W/ 16" VENT LID)	14
62532	16	HINGED LID ASSEMBLY, W/ RING & VENT)	6
63390	16	VENT-LESS HINGED LID ASSEMBLY (INCL RING)	6
60038	16	VENTED LID ASSEMBLY (LID, 6" VENT, RING)	14
63485	16	VENTED LID ASSEMBLY (LID, SNAP-IN VENT, RING)	14
60367	16	VENT-LESS LID ASSEMBLY (LID, RING)	14
60365	16	VENT-LESS LID ONLY	14
63679	22	VENTED LID ASSEMBLY (LID, VENT, RING)	6



ITEM	SIZE (IN)	DESCRIPTION
KF15901CV-V-W3-5	2	COMBIVENT; 2" VITON SEALS, 3.5 PSI, 136SS SPRINGS
14-15180	4	LID, NON-VENTED W/O RING - AIK
14-15190	4	RING FOR 14-15180
14-15210	4	LID, VENTED W/ BAFFLE W/O RING - AIK
14-15212	4	LID, VENTED W/O RING - AIK
14-15215	4	LID, VENTED W/ BAFFLE W/ RING - AIK
60366	5	GASKET FOR 5" LID
60322	5	LID WITH BALL CHECK AIR VENT
14-F05406I-M	6	SCREW CAP W/ 2" NPT INSERT
60019	6	6" VENT LID FOR 60038 & 60011
14-14910	8	LID, VENTED W/ RING - AIK
14-14930	8	LID, NON-VENTED W/ RING - AIK
60003	8	RING ONLY
61727	8	AIR VENT FOR 60032 & 60002
63480	8	NEW VENTED LID ONLY (INCLUDES SNAP-IN VENT)
63482	8	BLUE SNAP-IN VENT FOR 63480
10-14970	8	STRAINER BASKET FOR 8" LID
10-14950G	8	8" RIM WITH RUBBER SEAL
14-14980	12	LID, VENTED W/ RING - AIK
14-15000	12	LID, NON-VENTED W/ RING - AIK
14-F7051012	12	SCREW CAP
352041-1	12	VENTED LID ASSEMBLY (LID, VENT, RING)
352041	12	VENTED LID ONLY
352141-1	12	VENT-LESS LID ASSEMBLY (LID, RING)
352141	12	VENT-LESS LID ONLY
10-15040	12	STRAINER BASKET FOR 12" LID
10-15020G	12	12" RIM WITH RUBBER SEAL
14-15050	16	LID, VENTED W/ RING - AIK
14-15070	16	LID, NON-VENTED W/ RING - AIK
60012	16	RING ONLY
62941	16	GASKET FOR 16" LID, FOAM
62826	16	REPLACEMENT HINGED LID & VENT
62827	16	VENT ASSEMBLY FOR 16" HINGED LID
62828	16	RING ASSEMBLY FOR 16" HINGED LID
62829	16	HINGE ASSEMBLY FOR 16" HINGED LID
62830	16	O-RING FOR 16" HINGED LID
62831	16	O-RING FOR 16" HINGED LID RING
10-15110	16	STRAINER BASKET FOR 16" LID
10-15090G	16	16" RIM WITH RUBBER SEAL
14-15120	22	LID, VENTED W/ RING - AIK

## POLYPROPYLENE BULKHEAD FITTINGS

Manufactured from the same rugged polypropylene as our lids, our poly tank fittings come standard with EPDM Gaskets.

ITEM	SIZE	DESCRIPTION	STYLE	HOLE SIZE
62834	1/2"	1/2" FPT BULKHEAD (HEAVY DUTY)	A	1-1/4"
60401	3/4"	3/4" FPT BULKHEAD	A	1-1/4"
62798	3/4"	3/4" FPT BULKHEAD (HEAVY DUTY)	A	1-1/4"
60427	1"	1" FPT BULKHEAD	A	2-1/4"
60403	1 1/4"	1-1/4" FPT BULKHEAD	A	2-1/4"
63065	1 1/4"	1-1/4" FPT ANTI-VORTEX BULKHEAD	A	2-1/4"
60124	1 1/2"	1-1/2" FPT BULKHEAD	A	3"
60405	2"	2" FPT BULKHEAD	A	3"
63683	2"	2" FPT BULKHEAD (HEAVY DUTY)	B	3-1/4"
62299	3"	3" FPT BULKHEAD ONLY	C	4-1/2"
62171	4"	4" FPT BULKHEAD ONLY	C	5-1/2"
42-38080	4"	4" FPT BULKHEAD	A	5-1/2"
036000	6"	6" PVC BULKHEAD	C	8"



## POLYPROPYLENE BULKHEAD FITTINGS PARTS & ACCESSORIES

Gaskets, Siphon Tubes and Anti-Vortex adapters for our polypropylene bulkhead fittings.

ITEM	DESCRIPTION
60402	EPDM GASKET FOR 1/2" 62834 AND 3/4" 60401 BULKHEAD FITTINGS
62799	EPDM GASKET FOR 3/4" 62798 BULKHEAD FITTING
60360	VITON GASKET FOR 1/2" 62834 AND 3/4" 60401 BULKHEAD FITTINGS
62800	VITON GASKET 3/4" 62798 BULKHEAD FITTING
60404	EPDM GASKET FOR ALL 1" AND 1-1/4" BULKHEAD FITTINGS
60361	VITON GASKET FOR ALL 1" AND 1-1/4" BULKHEAD FITTINGS
60406	EPDM GASKET FOR 1-1/2" 60124 AND 2" 60405 BULKHEAD FITTINGS
60523	VITON GASKET FOR 1-1/2" 60124 AND 2" 60405 BULKHEAD FITTINGS
60336	EPDM GASKET FOR 2" 60337 BULKHEAD FITTING
60008	TYPE B VITON GASKET FOR 2" 60337 BULKHEAD FITTING
60331	EPDM GASKET FOR 3" 60339 / 62299 BULKHEAD FITTING
60351	VITON GASKET FOR 3" 60339 / 62299 BULKHEAD FITTING
60335	2" SIPHON TUBE FOR 60405 / 60337 BULKHEAD FITTINGS
60327	3" SIPHON TUBE FOR 60339 / 62299 BULKHEAD FITTINGS
62714	4" SIPHON TUBE FOR 62171 / GPF400 BULKHEAD FITTINGS
62785	EPDM GASKET FOR 4" 62171 BULKHEAD FITTING
62786	VITON GASKET FOR 4" 62171 BULKHEAD FITTING
62398	ANTI-VORTEX ADAPTER FOR 1-1/4" 60403 BULKHEAD FITTING
62399	ANTI-VORTEX ADAPTER FOR 2" 60405 / 60337 BULKHEAD FITTINGS



Polywest distributes the complete line of Banjo Liquid Handling Products from each of our regional warehouses.

Please refer to the current Banjo Catalogue for pricing and product information, which can be found online at [www.polywest.ca](http://www.polywest.ca).

**POLYWEST**  
liquid handling products



## POLY WELDING KIT

This compact kit is designed for occasional but serious repair of poly tanks. Includes welding iron, iron stand, wire brush and 30' of polyethylene welding rod.

ITEM	DESCRIPTION
60221	WELDING KIT - WELDING IRON, IRON STAND, WIRE BRUSH & 30' OF WELDING ROD
61879	WELDING ROD - 30' OF POLYETHYLENE WELDING ROD - PREPACKAGED




## BOLTED TANK FITTINGS

### POLYPROPYLENE BOLTED TANK FITTINGS

Bolted polypropylene fittings are equipped with 316 stainless steel bolts and come standard with EPDM gaskets. They are available in side wall and bottom mount total drainage options.



ITEM	SIZE	DESCRIPTION	STYLE
60502	3/4"	3/4" BOLTED BULKHEAD FITTING WITH EPDM GASKETS	A
60505	1"	1" BOLTED BULKHEAD FITTING WITH EPDM GASKETS	A
60513	1-1/2"	1-1/2" BOLTED BULKHEAD FITTING WITH EPDM GASKETS	A
60516	2"	2" BOLTED BULKHEAD FITTING WITH EPDM GASKETS	A
62471	3"	3" BOLTED BULKHEAD FITTING WITH EPDM GASKETS	B
BF220BD	2"	4 BOLT 2" TOTAL DRAINAGE BULKHEAD FITTING - FPT X FPT	C
MBF220BD	2"	4 BOLT 2" TOTAL DRAINAGE BULKHEAD FITTING - FPT X FLANGE	-
BF300BD	3"	6 BOLT 3" TOTAL DRAINAGE BULKHEAD FITTING - FPT X FPT	C
MBF300BD	3"	6 BOLT 3" TOTAL DRAINAGE BULKHEAD FITTING - FPT X FLANGE	-



### RHINO STAINLESS STEEL BOLTED TANK FITTINGS

Designed and engineered to perform under the harshest conditions, Rhino Stainless Steel Tank Fittings offer the ultimate in sealing power, corrosion resistance and outright brute strength. With features like:

- Constructed entirely from 316 Stainless Steel
- Oversized 1/2" diameter studs
- Lifetime guarantee when installed with supplied anti-seize
- Comes standard with die cut XLPE gasket for maximum leak protection
- All Rhino™ fittings are double threaded (FPT x FPT)

Whether for Agriculture, Industrial, Residential or Mission Critical Applications, Rhino tank fittings are the expert's choice for professional tank and piping installations. Easy to install and built like a battleship, nothing beats a Rhino.

Constructed entirely from chemical resistant, type 316 stainless steel, every Rhino fitting is laser cut from super heavy duty plate stock and robotically welded to exacting standards, making each one a true work of Industrial Art.

ITEM	DESCRIPTION
0630-030	2" 4-BOLT STAINLESS STEEL BULKHEAD FITTING - FPT X FPT
0630-040	3" 6-BOLT STAINLESS STEEL BULKHEAD FITTING - FPT X FPT
0630-045	4" 8-BOLT STAINLESS STEEL BULKHEAD FITTING - FPT X FPT



## STAINLESS STEEL BOLTED TANK FITTINGS

Bolts are threaded into the back plate of the fitting so there are no welds or bolt holes that can be potential points of leakage. These fittings come standard without a gasket and require a single gasket that is installed on the inside of the tank. Available gaskets are cross-linked polyethylene, EPDM or Viton.

ITEM	SIZE	DESCRIPTION	HOLE SIZE	STYLE
63216	1/2"	1/2" DOUBLE-THREADED 316 SS BOLTED BULKHEAD FITTING - NO GASKET	1 1/5"	A
63035	3/4"	3/4" DOUBLE-THREADED 316 SS BOLTED BULKHEAD FITTING - NO GASKET	1 3/8"	A
62948	1"	1" DOUBLE-THREADED 316 SS BOLTED BULKHEAD FITTING - NO GASKET	1 5/8"	A
63036	1-1/4"	1-1/4" DOUBLE-THREADED 316 SS BOLTED BULKHEAD FITTING - NO GASKET	2"	A
63037	1-1/2"	1-1/2" DOUBLE-THREADED 316 SS BOLTED BULKHEAD FITTING - NO GASKET	2 1/4"	A
63038	2"	2" DOUBLE-THREADED 316 SS BOLTED BULKHEAD FITTING - NO GASKET	2 5/8"	A
61767	2"	2" DOUBLE-THREADED 31655 STAINLESS STEEL FTG	-	C
63039	3"	3" DOUBLE-THREADED 316 SS BOLTED BULKHEAD FITTING - NO GASKET	4 1/8"	B
63688	4"	4" DOUBLE-THREADED 316 SS BOLTED BULKHEAD FITTING - NO GASKET	5"	-
62847	2"	2" SINGLE-THREADED 316 SS BOLTED BULKHEAD FITTING - NO GASKET	-	A
63233	3"	3" SINGLE-THREADED 316 SS BOLTED BULKHEAD FITTING - NO GASKET	-	B



## STAINLESS STEEL BOLTED TANK FITTING GASKETS

ITEM	DESCRIPTION	QTY REQ'D
60498	EPDM GASKET FOR 3/4" 60502 AND 1" 60505 BOLTED BULKHEAD FITTINGS	2
60355	TYPE B VITON GASKET FOR 3/4" 60502 AND 1" 60505 BOLTED BULKHEAD FITTINGS	2
60497	EPDM GASKET FOR 1-1/2" 60513 AND 2" 60516 BOLTED BULKHEAD FITTINGS	2
60356	TYPE B VITON GASKET FOR 1-1/2" 60513 AND 2" 60516 BOLTED BULKHEAD FITTINGS	2
62048	EPDM GASKET FOR 3" 62471 BOLTED BULKHEAD FITTING	2
60602	TYPE B VITON GASKET FOR 3" 62471 BOLTED BULKHEAD FITTING	2
63205	EPDM GASKET FOR 1/2" 63216, 3/4" 63035, 1" 62948 SS BOLTED BULKHEAD FITTINGS	1
63224	VITON GASKET FOR 1/2" 63216, 3/4" 63035, 1" 62948 SS BOLTED BULKHEAD FITTINGS	1
62950	X-LINKED GASKET FOR 1/2" 63216, 3/4" 63035, 1" 62948 SS BOLTED BULKHEAD FITTINGS	1
63041	X-LINKED GASKET FOR 1-1/4" 63036 SS BOLTED BULKHEAD FITTING	1
63426	EPDM GASKET FOR 1-1/4" 63036 AND 1-1/2" 63037 SS BOLTED BULKHEAD FITTINGS	1
63042	X-LINKED GASKET FOR 1-1/2" 63037 SS BOLTED BULKHEAD FITTING	1
63206	EPDM GASKET FOR 2" 63038 SS BOLTED BULKHEAD FITTING	1
63225	VITON GASKET FOR 1-1/4" 63036, 1-1/2" 63037, 2" 63038 SS BOLTED BULKHEAD FITTINGS	1
62848	X-LINKED GASKET FOR 2" 63038 SS BOLTED BULKHEAD FITTING	1
63223	EPDM GASKET FOR 3" 63039 AND 63233 SS BOLTED BULKHEAD FITTING	1
63226	VITON GASKET FOR 3" 63039 AND 63233 SS BOLTED BULKHEAD FITTING	1
63043	X-LINKED GASKET FOR 3" 63039 AND 63233 SS BOLTED BULKHEAD FITTING	1
63689	X-LINKED GASKET FOR 4" 63688 SS BOLTED BULKHEAD FITTING	1
63690	EPDM GASKET FOR 4" 63688 SS BOLTED BULKHEAD FITTING	1

### SS BULKHEADS

Stainless Steel threaded bulkheads are available in both Banjo and Norwesco.

For complete Banjo specifications and products please refer to the Banjo catalogue, available in print form or online at [www.Polywest.ca](http://www.Polywest.ca).



## MANIFOLD/THREAD COMBO POLYPROPYLENE BULKHEAD FITTINGS

- Increased drainage versions use part number designation BD
- Glass reinforced polypropylene
- EPDM gaskets standard
- FKM (viton type) gaskets available
- Gasket and clamp not included



ITEM	DESCRIPTION
MTF220BD	2 X 2 FULL PORT MANIFOLD THREADED BULKHEAD - INCREASED DRAINAGE
MTF300BD	3 X 3 FULL PORT MANIFOLD THREADED BULKHEAD - INCREASED DRAINAGE
MTF220	2 X 2 FULL PORT MANIFOLD THREADED BULKHEAD
MTF300	3 X 3 FULL PORT MANIFOLD THREADED BULKHEAD

## HEAVY DUTY POLYPROPYLENE BULKHEAD FITTINGS

ITEM	DESCRIPTION	HOLE SIZE
TF050	½" POLY BULKHEAD EPDM TANK FITTING	15/8"
TF050V	½" POLY BULKHEAD FKM(VITON TYPE) TANK FITTING	15/8"
TF075	¾" POLY BULKHEAD EPDM TANK FITTING	15/8"
TF075V	¾" POLY BULKHEAD FKM(VITON TYPE) TANK FITTING	15/8"
TF100	1" POLY BULKHEAD EPDM TANK FITTING	2¼"
TF100V	1" POLY BULKHEAD FKM(VITON TYPE) TANK FITTING	2¼"
TF125	1¼" POLY BULKHEAD EPDM TANK FITTING	2¼"
TF125V	1¼" POLY BULKHEAD FKM(VITON TYPE) TANK FITTING	2¼"
TF150	1½" POLY BULKHEAD EPDM TANK FITTING	3"
TF150V	1½" POLY BULKHEAD FKM(VITON TYPE) TANK FITTING	3"
TF200	2" POLY BULKHEAD EPDM TANK FITTING	3"
TF200V	2" POLY BULKHEAD FKM(VITON TYPE) TANK FITTING	3"
TF200BSP	2" POLY BULKHEAD BSP TANK FITTING	3"
TF220	2" POLY BULKHEAD EPDM TANK FITTING	3¼"
TF220V	2" POLY BULKHEAD FKM(VITON TYPE) TANK FITTING	3¼"
TF300	3" POLY BULKHEAD EPDM TANK FITTING	4½"
TF300V	3" POLY BULKHEAD FKM(VITON TYPE) TANK FITTING	4½"
TF300BSP	3" POLY BULKHEAD BSP TANK FITTING	4½"
TF400	4" POLY BULKHEAD EPDM TANK FITTING	5¾"
TF400V	4" POLY BULKHEAD FKM(VITON TYPE) TANK FITTING	5¾"



This is a small selection of tank fittings fabricated by Banjo.

For the complete tank fitting selection, including stainless steel bulkheads, anti-vortex and vent caps, ANSI flanges and other accessories, please refer to the Banjo catalogue, available in print form or online at [www.Polywest.ca](http://www.Polywest.ca).





# ROTACRAFT

## TANK RINSE NOZZLES



**TR2**  
**LARGE TANK NOZZLE**  
FOR TANKS OVER 300 LITRES



**C1-T**  
**SMALL TANK NOZZLE**  
FOR CONTAINERS & TANKS UNDER 500 LITRES

### BENEFITS

- Less risk of contamination
- No internal access required for rinsing
- Encourages timely and thorough clean out
- Minimum downtime

### RINSING APPLICATIONS

- Sprayer tanks
- Chemical tanks
- Bulk Tankers
- Industrial blenders
- Organic composters
- Storage tanks
- Reusable drums
- Rental tanks
- Service trucks

### BENEFITS

- Less risk of contamination
- No internal access required for rinsing
- Encourages timely and thorough clean out
- Minimum downtime

### RINSING APPLICATIONS

- Sprayer tanks
- Chemical tanks
- Water bottles
- Industrial blenders
- Organic composters
- Storage tanks
- Reusable drums

ITEM	DESCRIPTION
PWTR2	ROTACRAFT TANK RINSING NOZZLE ONLY
PWRF15	ROTOFLUSH TANK RINSING NOZZLE ONLY (OLD STYLE)
PWC1-T	ROTACRAFT C1-T CONTAINER RINSING NOZZLE ONLY

The new TR2 rotary rinse nozzle is intended for tank capacities of 300 litres or more.

Top mounted rinse nozzles allow multiple rinses using a fraction of the total tank volume. On spraying equipment the rinse volume is typically 10% of tank capacity per rinse, depending on the size and extent of boom plumbing.

Used in conjunction with a clean water tank this gives operators a quick and effective method of rinsing out in the field.

TR2 nozzles operate at flow rates of at least 50 litres/min and minimal pressure.

Rotor and boss are molded in polypropylene/acetyl. Spindle, nut and washer are stainless steel. End load is carried by a nylon thrust washer.



The C1-T is suitable for rinsing smaller tanks and containers where the available flow rate is limited or less flow is required to achieve desired rinsing. The addition of a dispersion collar converts the C1 into a tank rinse nozzle suitable for tank sizes up to 500 litres, or larger if using more than one nozzle. Lateral projection is up to 1 m with minimal droop, continuing to over 1.5 m. Minimum flow recommended for the standard C1-T is 13 litres/min at 14 PSI. A lower pressure version, C1-T Lo, can be specified that functions down to 10 PSI delivering 10 liters/min.

## PVC BALL VALVES

- Shock resistant
- Working temperature range 36° F to 140° F at 150 PSI
- Suitable for schedule 40 and schedule 80 pipe
- EPDM seat, EPDM stem O-ring
- Variety of water supply, waste water, swimming pool, chemical feed and irrigation applications for residential, commercial, industrial, marine and agriculture



ITEM	TYPE	SIZE	PORT
15-092005	PVC BALL VALVE	1/2"	FULL
15-092007	PVC BALL VALVE	3/4"	FULL
15-092010	PVC BALL VALVE	1"	FULL
15-092012	PVC BALL VALVE	1 1/4"	FULL
15-092015	PVC BALL VALVE	1 1/2"	FULL
15-092020	PVC BALL VALVE	2"	FULL
15-092130	PVC BALL VALVE	3"	FULL
15-092140	PVC BALL VALVE	4"	FULL

## PLASTIC KNIFE VALVES

- Buna "N" seals
- ABS or PVC bodies
- Stainless steel shafts
- 4 in, 6 in and 8 in Valves have a stainless steel knife
- 1 1/2 in to 3 in Valves have plastic handles
- Air Actuated and Cable Activated Valves Available.

**VALTERRA**




ITEM	DESCRIPTION	MAX PSI
44-17107	1 1/2 FPT X FPT VALVE KNIFE ABS (BLACK)	50
44-17101	1 1/2 SLIP X SLIP VALVE KNIFE ABS (BLACK)	50
44-17207	2 FPT X FPT VALVE KNIFE ABS (BLACK)	40
44-17201	2 SLIP X SLIP VALVE KNIFE ABS (BLACK)	40
44-17307	3 FPT X FPT VALVE KNIFE ABS (BLACK)	20
44-17301	3 SLIP X SLIP VALVE KNIFE ABS (BLACK)	20
44-16107	1 1/2 FPT X FPT VALVE KNIFE PVC (WHITE)	50
44-16101	1 1/2 SLIP X SLIP VALVE KNIFE PVC (WHITE)	50
44-16201	2 SLIP X SLIP VALVE KNIFE PVC (WHITE)	40
44-16301	3 SLIP X SLIP VALVE KNIFE PVC (WHITE)	20
44-16401	4 SLIP X SLIP VALVE KNIFE PVC (WHITE)	18
44-16601	6 SLIP X SLIP VALVE KNIFE PVC (WHITE)	18
44-16801	8 SLIP X SLIP VALVE KNIFE PVC (WHITE)	18

## CHECK AND FOOT VALVES

ITEM	DESCRIPTION
CV100MT	1" FPT X 1" MPT
504010	1-1/4" FPT X 1-1/4" FPT
504014	1-1/4" FPT X 1-1/2" FPT
10-14120	1-1/2" FPT X 1-1/2" FPT
10-14130	2" FPT X 2" MPT

ITEM	DESCRIPTION
MCV100	1" FLANGED CHECK VALVE
MCV200	2" FLANGED CHECK VALVE
MCV220	2" FULL PORT FLANGED CHECK VALVE
MCV300	3" FULL PORT FLANGED CHECK VALVE
CV300	3" THREADED CHECK VALVE

ITEM	DESCRIPTION
49-73400	1 1/2 FPT CHECK VALVE (CAST IRON)
49-73500	2 FPT CHECK VALVE (CAST IRON)
49-73600	3 FPT CHECK VALVE (CAST IRON)
49-73700	4 FPT CHECK VALVE (CAST IRON)



ITEM	DESCRIPTION
10-14240	1 IN FPT FOOT VALVE WITH PLASTIC SCREEN
10-14250	1 1/4 IN FPT FOOT VALVE WITH PLASTIC SCREEN
10-14260	1 1/2 IN FPT FOOT VALVE WITH PLASTIC SCREEN
10-14270	2 IN FPT FOOT VALVE WITH PLASTIC SCREEN



## BOLTED BALL VALVES



**NORWESCO**



**BANJO**



TYPE	SIZE	PORT	END 1	END 2	NORWESCO	BANJO
4 BOLT CONVENTIONAL BALL VALVE	1/2"	FULL	FPT	FPT	60540	V050
4 BOLT CONVENTIONAL BALL VALVE	3/4"	FULL	FPT	FPT	60541	V075
4 BOLT CONVENTIONAL BALL VALVE	1"	STANDARD	FPT	FPT	60542	V100
4 BOLT CONVENTIONAL BALL VALVE	1"	FULL	FPT	FPT	60543	V100FP
4 BOLT CONVENTIONAL BALL VALVE	1 1/4"	STANDARD	FPT	FPT	61734	V125
4 BOLT CONVENTIONAL BALL VALVE	1 1/4"	FULL		FPT	60527	V125FP
4 BOLT CONVENTIONAL BALL VALVE	1 1/2"	FULL	FPT	FPT	60526	V150
4 BOLT CONVENTIONAL BALL VALVE	2"	STANDARD	FPT	FPT	60529	V200
4 BOLT CONVENTIONAL BALL VALVE	2"	FULL	FPT	FPT	62287	V204FP
6 BOLT CONVENTIONAL BALL VALVE	2"	FULL	FPT	FPT	60528	V200FP
6 BOLT CONVENTIONAL BALL VALVE	3"	STANDARD	FPT	FPT	-	V300
6 BOLT CONVENTIONAL BALL VALVE	3"	FULL	FPT	FPT	61720	V300FP
6 BOLT CONVENTIONAL BALL VALVE	4"	STANDARD	FPT	FPT	-	V400
8 BOLT CONVENTIONAL BALL VALVE	4"	FULL	FPT	FPT	62787	-



**NORWESCO**



**BANJO**

**BANJO**

This product is also available from Banjo. Please refer to the Banjo catalogue, available in print form or online at [www.polywest.ca](http://www.polywest.ca).

TYPE	SIZE	PORT	END 1	END 2	NORWESCO	BANJO
4 BOLT BALL VALVE	2"	STANDARD	FPT	MPT	62046	-
4 BOLT BALL VALVE	2"	FULL	FPT	MPT	62286	-
4 BOLT BALL VALVE	2"	FULL	MPT	MALE CAMLOCK	62288	VFMT204FP
4 BOLT BALL VALVE	2"	FULL	FPT	MALE CAMLOCK	62314	-
6 BOLT BALL VALVE	2"	FULL	MPT	FPT	61876	-
6 BOLT BALL VALVE	3"	FULL	MPT	FPT	62047	-



## NORWESCO BOLTED BALL VALVE REPLACEMENT PARTS



#	DESCRIPTION	1/2" FP	3/4" FP	1" SP	1" FP	1 1/4" SP	1 1/4" FP	1 1/2" FP	2" SP	2" 4 BOLT	2" FP	3" FP	4" FP	1 1/2" FPNZ	2" SPNZ	2" FPNZ
A	STEM CAP SCREW	61347	61347	61347	61347	61347	61347	61348	61348	61348	61348	61349	61349	61348	61348	61349
B	STEM WASHER	-	-	-	-	-	-	61350	61350	61350	61350	61351	61351	61350	61350	61351
C	BLUE HANDLE	61721	61721	61721	61722	61722	61722	61723	61723	61723	61723	61724	62839	61725	61725	61726
D	VITON STEM O-RING	61497	61497	61497	61497	61497	61497	61425	61425	61425	61425	61447	62817	61425	61425	61447
E	VALVE STEM	61359	61359	61359	61446	61446	61446	61360	61360	61360	61360	61361	62818	61360	61360	61361
F,L,M	BOLT ASSEMBLY	61421	61421	61421	61422	61422	61422	61423	61423	61423	61424	62208	62819	61423	61423	61424
G	END FLANGE W/ TEFLON SEAT	62051	62052	62053	62054	62055	62056	62057	62059	62316	62060	62065	62820	62057	62059	62060
	MALE END															
G	FLANGE W/ TEFLON SEAT	-	-	-	-	-	-	-	62064	62317	62063	62066	-	-	-	-
G	MALE COUPLER W/TEFLON SEAT	-	-	-	-	-	-	-	-	62318	-	-	-	-	-	-
H	TEFLON SEAT	62077	62077	62077	62076	62076	62075	62075	62075	62074	62074	62073	62821	62075	62075	62074
I	LARGE BODY EPDM O-RING	61378	61378	61378	61379	61379	61380	61380	61380	62319	61381	61382	62822	61380	61380	61381
J	VALVE BODY	61383	61383	61383	61384	61384	61385	61385	61385	62315	61386	61387	62823	61385	61385	61386
K	VALVE BALL	61388	61388	61388	61389	61389	61390	61390	61390	62312	61391	61392	62824	61390	61390	61391
N	TOP FLANGE & NOZZLE SEAT	-	-	-	-	-	-	-	-	-	-	-	-	62058	62061	62062
O	NOZZLE PIPE	-	-	-	-	-	-	-	-	-	-	-	-	61400	61401	61401
P	SEAT O-RING	-	-	-	-	-	-	-	-	-	-	62114	-	-	-	-

## STUBBY BOLTED BALL VALVES - UNIQUE PATENTED COMPACT DESIGN



TYPE	SIZE	PORT	END 1	END 2	NORWESCO	BANJO
2" STUBBY VALVE	2"	STANDARD	FPT	MALE CAMLOCK	-	VSF200
2" STUBBY VALVE	2"	STANDARD	FPT	MPT	-	VSMT200
2" STUBBY VALVE	2"	STANDARD	MPT	MALE CAMLOCK	-	VSFMT200
2" STUBBY VALVE	2"	STANDARD	HB	MALE CAMLOCK	-	VSFHB200
2" STUBBY VALVE	2"	FULL	FPT	MPT	-	VSMT204FP
2" STUBBY VALVE	2"	FULL	FPT	MALE CAMLOCK	-	VSF204FP
2" STUBBY VALVE	2"	FULL	FPT	FPT	-	VS204FP
2" STUBBY VALVE	2"	FULL	MPT	MALE CAMLOCK	-	VSFMT204FP
2" STUBBY VALVE - STEEL HANDLE	2"	FULL	MPT	MALE CAMLOCK	-	VSFMT204HSFP
3" STUBBY VALVE	3"	STANDARD	FPT	MPT	-	VSMT300
3" STUBBY VALVE	3"	STANDARD	FPT	MALE CAMLOCK	-	VSF300
3" STUBBY VALVE	3"	STANDARD	MPT	MALE CAMLOCK	-	VSFMT300
3" STUBBY VALVE	3"	FULL	MPT	MALE CAMLOCK	-	VSFMT300FP
3" STUBBY VALVE - STEEL HANDLE	3"	FULL	MPT	MALE CAMLOCK	-	VSFMT300HSFP
2" STUBBY VALVE - ANSI FLANGE	2"	FULL	ANSI FLANGE	MALE CAMLOCK	-	VSF200FPAF
2" STUBBY VALVE - ANSI FLANGE	2"	FULL	ANSI FLANGE	MPT	-	VSMT200FPAF

## NOZZLE BALL VALVES



TYPE	SIZE	PORT	END 1	END 2	NORWESCO	BANJO
SINGLE UNION NOZZLE VALVE	1"	FULL	FPT	NOZZLE	60479	UVA100FP
4 BOLT NOZZLE VALVE	1"	FULL	FPT	NOZZLE	-	VA100
4 BOLT NOZZLE VALVE	1 1/2"	FULL	FPT	NOZZLE	60544	VA150
4 BOLT NOZZLE VALVE	2"	STANDARD	FPT	NOZZLE	60545	VA200
6 BOLT NOZZLE VALVE	2"	FULL	FPT	NOZZLE	60546	-
6 BOLT NOZZLE VALVE	2"	FULL	FPT	NOZZLE	-	VA200FP

## SINGLE UNION BALL VALVES



TYPE	SIZE	PORT	END 1	END 2	NORWESCO	BANJO
SINGLE UNION BALL VALVE	1/2"	FULL	FPT	FPT	60409	SUV050FP
SINGLE UNION BALL VALVE	3/4"	FULL	FPT	FPT	60410	SUV075FP
SINGLE UNION BALL VALVE	1"	FULL	FPT	FPT	60411	SUV100FP
SINGLE UNION BALL VALVE	1 1/4"	FULL	FPT	FPT	60412	SUV125FP
SINGLE UNION BALL VALVE	1 1/2"	FULL	FPT	FPT	60413	SUV150FP
SINGLE UNION BALL VALVE	2"	FULL	FPT	FPT	60414	SUV200FP
SINGLE UNION BALL VALVE	3"	FULL	FPT	FPT	60415	-



## SPIN WELD BALL VALVES

TYPE	SIZE	PORT	END 1	END 2	NORWESCO	BANJO
SPIN WELD BALL VALVE	1/2"	FULL	FPT	FPT	-	WV050FP
SPIN WELD BALL VALVE	3/4"	FULL	FPT	FPT	-	WV075FP
SPIN WELD BALL VALVE	1"	FULL	FPT	FPT	-	WV100FP
SPIN WELD BALL VALVE	1 1/4"	FULL	FPT	FPT	-	WV125FP
SPIN WELD BALL VALVE	1 1/2"	FULL	FPT	FPT	-	WV150FP
SPIN WELD BALL VALVE	2"	FULL	FPT	FPT	-	WV200FP
SPIN WELD BALL VALVE	2"	STANDARD	MPT	MALE CAMLOCK	-	WSFMT200
SPIN WELD BALL VALVE	2"	FULL	MPT	MALE CAMLOCK	-	WSFMT200FP

## NOZZLE VALVE



## MICRO VALVES



## MINI FILTER STRAINERS



### FEATURES

- Heavy-duty glass reinforced polypropylene.
- Clear or black polypropylene bowl.
- Polypropylene ribbed 316 stainless steel screens.
- EPDM gaskets standard.
- Convenient color coded screens for easy mesh size identification.



## STAINLESS STEEL BALL VALVES

TYPE	SIZE	PORT	END 1	END 2	NORWESCO	BANJO
STAINLESS STEEL VALVE	1/4"	FULL	FPT	FPT	-	VSS025
STAINLESS STEEL VALVE	3/8"	FULL	FPT	FPT	60480	VSS038
STAINLESS STEEL VALVE	1/2"	FULL	FPT	FPT	60481	VSS050
STAINLESS STEEL VALVE	3/4"	FULL	FPT	FPT	60482	VSS075
STAINLESS STEEL VALVE	1"	FULL	FPT	FPT	60483	VSS100
STAINLESS STEEL VALVE	1 1/4"	FULL	FPT	FPT	60484	VSS125
STAINLESS STEEL VALVE	1 1/2"	FULL	FPT	FPT	60485	VSS150
STAINLESS STEEL VALVE	2"	FULL	FPT	FPT	60487	VSS200
STAINLESS STEEL VALVE	3"	FULL	FPT	FPT	60488	VSS300



**NORWESCO**



**BANJO**



**BANJO**

**NORWESCO**

## THREE WAY BALL VALVES

TYPE	SIZE	PORT	TYPE	NORWESCO	BANJO
3 WAY UNION BALL VALVE	3/4"	FULL	BOTTOM LOAD	60417	-
3 WAY UNION BALL VALVE	2"	FULL	BOTTOM LOAD	60418	-
3 WAY BOLTED BALL VALVE	3/4"	FULL	BOTTOM LOAD	-	V075BL
3 WAY BOLTED BALL VALVE	1"	FULL	BOTTOM LOAD	-	V100BL
3 WAY BOLTED BALL VALVE	1 1/4"	FULL	BOTTOM LOAD	-	V125BL
3 WAY BOLTED BALL VALVE	1 1/2"	FULL	BOTTOM LOAD	-	V150BL
3 WAY BOLTED BALL VALVE	2"	FULL	BOTTOM LOAD	-	V200BL
3 WAY BOLTED BALL VALVE - T HANDLE	2"	FULL	BOTTOM LOAD	-	VT200BL
3 WAY BOLTED BALL VALVE	3/4"	FULL	SIDE LOAD	-	V075SL
3 WAY BOLTED BALL VALVE	1"	FULL	SIDE LOAD	-	V100SL
3 WAY BOLTED BALL VALVE	1 1/4"	FULL	SIDE LOAD	-	V125SL
3 WAY BOLTED BALL VALVE	1 1/2"	FULL	SIDE LOAD	-	V150SL
3 WAY BOLTED BALL VALVE	2"	FULL	SIDE LOAD	-	V200SL
3 WAY BOLTED BALL VALVE - T HANDLE	2"	FULL	SIDE LOAD	-	VT200SL

**BANJO**

FOR COMPLETE SPECIFICATIONS AND PARTS PLEASE REFER TO  
THE BANJO CATALOGUE, AVAILABLE IN PRINT FORM OR ONLINE AT  
[WWW.POLYWEST.CA](http://WWW.POLYWEST.CA)



## NORWESCO STAINLESS STEEL BALL VALVE REPLACEMENT PARTS

DESCRIPTION	3/8"	1/2"	3/4"	1"	1 1/4"	1 1/2"	2"	3"
REPAIR KIT	62374	62375	62376	62377	62378	62379	62380	62381
HANDLE	62369	62370	62370	62371	62371	62372	62372	62373



## NORWESCO 3 WAY BALL VALVE REPLACEMENT PARTS

SIZE	REPAIR KIT (O-RINGS, TEFLON SEATS)	OPTIONAL T-BALL (W/4 OPENINGS)	HANDLES	VALVE STEM W/ EPDM O-RING
3/4"	61733	60429	61735	60453
2"	60435	60428	61736	60456



## NORWESCO SINGLE UNION BALL VALVE REPLACEMENT PARTS

SIZE	EPDM REPAIR KIT (O-RINGS, TEFLON SEATS)	VITON REPAIR KIT (O-RINGS, TEFLON SEATS)	HANDLES	VALVE STEM W/ EPDM O-RING
1/2"	60430	60437	60444	60451
3/4"	60431	60438	60445	60452
1"	60432	60439	60446	60453
1-1/4"	60433	60440	60447	60454
1-1/2"	60434	60441	60448	60455
2"	60435	60442	60449	60456
3"	60436	60443	60450	60457



## BANJO IBC POLYPROPYLENE ACCESSORIES



PART NO	DESCRIPTION	GASKET	PSI
TA283	2" BUTTRESS X 2" MALE NPT THREADS W/ GASKET	SANTOPRENE	300
TA283QD	2" BUTTRESS X 2" MALE ADAPTER QDC W/GASKET	SANTOPRENE	150
201FPT	2" FEMALE NPT CAP	NA	20
211FPT	2" FEMALE NPT CAP	NA	NA
60FDIN	60 MM DIN CAP (BUTTRESS THREAD)	NA	NA
V20207	11" POLYURETHANE LANYARD	NA	NA
200CAPSH	2" CAM LEVER DUST CAP W/SHORT ARMS	NA	200
200CAP	2" CAM LEVER DUST CAP	NA	200
201CAPSH	2" CAM LEVER DUST CAP W/SHORT ARMS & RINGS	NA	200
202CAP	2" CAM LEVER DUST CAP	NA	20



TA283



TA283QD

## BANJO IBC POLYPROPYLENE BALL VALVES

- Polypropylene.
- Zinc alloy collar.
- PTFE valve seats.
- FKM (viton type) stem o-rings.
- Handles close in either direction.
- IBC (intermediate bulk container) valves
- Maximum operating pressure 20 P.S.I. @ 70° F.
- FKM (viton type), EPDM, and Santoprene collar gaskets available for most valves.



Identifying collar number  
found here



## SPIN WELD TYPE

ITEM	DESCRIPTION	GASKET	IBC MANUFACTURER	COLLAR NUMBER
WSMT223MR	2" POLY SPINWELD VALVE W/NPT OUTLET	EPDM	MAMOR®	V22283 C & D
WSF223MR	2" POLY SPINWELD VALVE W/QDC OUTLET	EPDM	MAMOR®	V22283 C & D
WSMT223MRV	2" POLY SPINWELD VALVE W/NPT OUTLET	FKM (VITON TYPE)	MAMOR®	V22283 C & D
WSF223MRV	2" POLY SPINWELD VALVE W/QDC OUTLET	FKM (VITON TYPE)	MAMOR®	V22283 C & D
WSF210	2" POLY SPINWELD VALVE W/QDC OUTLET	SANTOPRENE	SCHUTZ® ALIGNMENT	V20280 A & B
WSF210FSA	2" POLY SPINWELD VALVE W/QDC OUTLET, FOIL SEAL & CAP	SANTOPRENE	SCHUTZ® ALIGNMENT	V20280 A & B
WSMT210	2" POLY SPINWELD VALVE W/NPT OUTLET	SANTOPRENE	SCHUTZ® ALIGNMENT	V20280 A & B
WSMT210FSA	2" POLY SPINWELD VALVE W/QDC OUTLET, FOIL SEAL & CAP	SANTOPRENE	SCHUTZ® ALIGNMENT	V20280 A & B
W230233	2" POLY SPINWELD VALVE W/NPT OUTLET & CAP	FKM (VITON TYPE)	MAMOR®	V22283 C & D
W230234	2" POLY SPINWELD VALVE W/QDC OUTLET & CAP	FKM (VITON TYPE)	MAMOR®	V22283 C & D
W230235	2" POLY SPINWELD VALVE W/NPT OUTLET & CAP	EPDM	MAMOR®	V22283 C & D
W230236	2" POLY SPINWELD VALVE W/QDC OUTLET & CAP	EPDM	MAMOR®	V22283 C & D
W230237	2" POLY SPINWELD VALVE W/NPT OUTLET & CAP & FOIL SEAL	FKM (VITON TYPE)	MAMOR®	V22283 C & D
W230238	2" POLY SPINWELD VALVE W/QDC OUTLET & CAP & FOIL SEAL	FKM (VITON TYPE)	MAMOR®	V22283 C & D
W230239	2" POLY SPINWELD VALVE W/NPT OUTLET & CAP & FOIL SEAL	EPDM	MAMOR®	V22283 C & D
W230240	2" POLY SPINWELD VALVE W/QDC OUTLET & CAP & FOIL SEAL	EPDM	MAMOR®	V22283 C & D

## BOLTED BALL VALVE TYPE

ITEM	DESCRIPTION	GASKET	IBC MANUFACTURER	COLLAR NUMBER
F-ISO11	2" MALE QDC X V20283 METAL COLLAR W/CAP & LANYARD	FKM (VITON TYPE)	GRIEF®	V20283 A & B
F-IS100	2" POLY SPINWELD VALVE W/NPT OUTLET W/CAP	EPDM	GRIEF®	V20283 A & B
VSF202MR	2" MALE QDC X V20283 METAL COLLAR W/OUT CAP & LANYARD	FKM (VITON TYPE)	GRIEF®	V20283 A & B
VSMT202MR	2" MALE NPT X V20283 METAL COLLAR	FKM (VITON TYPE)	GRIEF®	V20283 A & B



## MANIFOLD VALVES

Features include:

- Stainless steel bolts.
- Glass reinforced polypropylene.
- Multiple design options.
- Unique patented compact design.
- Lightweight.



PART NO	DESCRIPTION	MAX PSI	PIPE SIZE
MSUV100FP	1" MANIFOLD FULL PORT UNION VALVE	300	1" <b>NEW</b>
MV100CF	1" FLANGE BALL VALVE	300	1"
VSF200CF	2" FLANGE X 2" MALE ADAPTER	100	2"
VSMT200CF	2" FLANGE X 2" MALE NPT	150	2"
MV200CF	2" FLANGE BALL VALVE	225	2"
MVSF220FP	2" FP FLANGE X 2" MALE ADAPTER	150	2"
MVS220FP	2" FP FLANGE X 2" FEMALE NPT	300	2"
MV220CF	2" FULL PORT FLANGE BALL VALVE	300	2"
MVSF300	3" FLANGE X 3" MALE ADAPTER	100	3"
MVSF300FP	3" FULL PORT FLANGE X 3" MALE ADAPTER	100	3"
MV300	3" STANDARD FLANGE BALL VALVE	150	3"
MV300BL	3" FULL PORT MANIFOLD FLANGED VALVE	150	3"
MV300CF	3" FULL PORT FLANGE BALL VALVE	200	3"
MVSMT300	3" FLANGE X 3" MALE NPT	225	3"
MVS300CFFP	3" FULL PORT FLANGE X 3" FULL PORT FLANGE	300	3"



MSUV100FP



MVSF220FP



MVSF300FP

## NORWESCO MANIFOLD BOLTED BALL VALVES



PART NUMBER	TYPE	SIZE	PORT	END 1	END 2
63027	4 BOLT MANIFOLD BALL VALVE	1"	FULL	MFLD	MFLD
63122	4 BOLT MANIFOLD BALL VALVE	2"	FULL	MFLD	MFLD
63124	6 BOLT MANIFOLD BALL VALVE	3"	FULL	MFLD	MFLD

## 3-WAY BOTTOM LOAD POLY VALVES



PART NUMBER	DESCRIPTION	MAX PSI	FLANGE SIZE	HANDLE TYPE
MV100BL	1" MANIFOLD FLANGED VALVE	300	1"	T
MV200BL	2" MANIFOLD FLANGED VALVE	225	2"	T
MV220BL	2" FULL PORT MANIFOLD FLANGED VALVE	150	2"	STRAIGHT
MV300BL	3" FULL PORT MANIFOLD FLANGED VALVE	150	3"	STRAIGHT

## 3-WAY SIDE LOAD POLY VALVES

PART NUMBER	DESCRIPTION	MAX PSI	FLANGE SIZE	HANDLE TYPE
MV100SL	1" MANIFOLD FLANGED VALVE	300	1"	T
MV200SL	2" MANIFOLD FLANGED VALVE	225	2"	STRAIGHT
MV220SL	2" FULL PORT MANIFOLD FLANGED VALVE	100	2"	STRAIGHT



## MANIFOLD FLOW METERS

PART NO	DESCRIPTION	MAX PSI
MFM100	1" FULL PORT MANIFOLD FLOW METER	200
MFM220	2" FULL PORT MANIFOLD FLOW METER	200
MFM300	3" FULL PORT MANIFOLD FLOW METER	200



## POLY AIR ACTUATED SHUTOFF VALVES


PART NUMBER	DESCRIPTION	GASKET	MAX PSI	PIPE SIZE	PRESSURE DIFFERENCE
PV075	¾" X ¾" POLY PINCH VALVE	EPDM	300	¾"	15 TO 20 PSI
PV075V	¾" POLY PINCH VALVE	FKM	300	¾"	15 TO 20 PSI
PV100	1" X 1" POLY PINCH VALVE	EPDM	300	1"	15 TO 20 PSI
PV100V	1" X 1" POLY PINCH VALVE	FKM	300	1"	15 TO 20 PSI
PV100-075	1" X ¾" POLY PINCH VALVE	EPDM	300	1" X ¾"	15 TO 20 PSI
PV100-075V	1" X ¾" POLY PINCH VALVE	FKM	300	1" X ¾"	15 TO 20 PSI
PV100-075B	1" X ¾" POLY PINCH VALVE FEMALE COUPLER	EPDM	300	1" X ¾"	15 TO 20 PSI
PV100-075BV	1" X ¾" FEMALE COUPLER POLY PINCH VALVE	FKM	300	1" X ¾"	15 TO 20 PSI
PV10265	BLADDER	EPDM	NA		
PV10265V	BLADDER	FKM	NA		





MANIFOLD FLANGE CONNECTIONS SAVE YOU TIME AND MONEY WHILE AVOIDING THE INSTALLATION HEADACHES OF THREADED PIPE.

## FLANGE CONNECTIONS FOR EVERY PRODUCT



## NO THREADS? NO SWEAT.

### GET RIGHT TO THE SOURCE:

With Banjo manifold flange connections, the days of spending hours unhooking entire systems of valves and fittings are over.

You can directly isolate and replace the problematic part of replumb sections without disassembling the whole system.

### SKIP THE TAPE AND THE SEALANT:

Flange connections utilize clamps instead of threads, facilitating quick and easy assembly and disassembly while ensuring a leak-proof system. Threaded pipe needs tape or sealant, and the slightest imperfection in the pipe or seal can cause a leak. With properly installed flange connections, you won't worry about connections leaks or wait for sealant to cure.

### SAVE TIME. SAVE MONEY.

Time spent un-threading systems and repairing leaks from faulty connections is unproductive and ultimately hits your pocketbook.

Banjo's manifold flange systems will get you out of the shop and back in the field in no time.

MANIFOLD FLANGE CONNECTIONS OFFER A VARIETY OF CHEMICAL RESISTANCE, SIZING, AND DURABILITY OPTIONS THAT SUPPORT YOUR BUDGET.

MANIFOLD MODEL CHART

	MANIFOLD MODELS			
	M100 SERIES 1" FULL PORT	M200 SERIES 2" STANDARD PORT	M220 SERIES 2" FULL PORT	M300 SERIES 3" FULL PORT
BANJO PRODUCTS	ELECTRIC VALVES	✓	✓	✓
	LEV SERIES ELECTRIC VALVES	✓	✗	✗
	3-WAY ELECTRIC VALVES	✓	✓	✓
	BOLTED VALVES	✓	✓	✓
	POLYPROPYLENE STUBBY VALVES	✗	✓	✓
	STAINLESS STEEL STUBBY VALVES	✗	✓	✓
	3-WAY BOLTED VALVES	✓	✓	✓
	POLYPROPYLENE DRY-MATES™	✗	✓	✓
	INDUCTOR SYSTEMS	✗	✗	✓
	SWEEPS	✓	✓	✓
	PUMPS	✗	✗	✓
	FLOW METERS	✓	✗	✓
	BOOM NOZZLES	✓	✗	✗
	CHECK VALVES	✓	✓	✓
	FITTINGS	✓	✓	✓
	LINE STRAINERS	✓	✓	✓
	TANK FITTINGS	✓	✓	✓



Watch this video for more information about the benefits of Manifold Flange Connections by scanning this QR code or visit:

[BanjoCorp.com/Fluid-Handling-Training](http://BanjoCorp.com/Fluid-Handling-Training)



## 1" and 2" MANIFOLD T LINE STRAINERS

PART NUMBER	DESCRIPTION	MAX PSI
MLST100-16	1" MANIFOLD T STRAINER W/16 MESH SCREEN	300
MLST100-30	1" MANIFOLD T STRAINER W/30 MESH SCREEN	300
MLST100-50	1" MANIFOLD T STRAINER W/50 MESH SCREEN	300
MLST100-80	1" MANIFOLD T STRAINER W/80 MESH SCREEN	300
MLST100-100	1" MANIFOLD T STRAINER W/100 MESH SCREEN	300
MLST150-16	2" MANIFOLD T STRAINER W/16 MESH SCREEN	225
MLST150-30	2" MANIFOLD T STRAINER W/30 MESH SCREEN	225
MLST150-50	2" MANIFOLD T STRAINER W/50 MESH SCREEN	225
MLST150-80	2" MANIFOLD T STRAINER W/80 MESH SCREEN	225
MLST150-100	2" MANIFOLD T STRAINER W/100 MESH SCREEN	225



## 1", 2" AND 3" MANIFOLD Y LINE STRAINERS

PART NUMBER	DESCRIPTION	MAX PSI
MLS100-20	1" MANIFOLD Y STRAINER W/20 MESH SCREEN	225
MLS100-40	1" MANIFOLD Y STRAINER W/40 MESH SCREEN	225
MLS100-50	1" MANIFOLD Y STRAINER W/50 MESH SCREEN	225
MLS100-80	1" MANIFOLD Y STRAINER W/80 MESH SCREEN	225
MLS200-06	2" MANIFOLD Y STRAINER W/6 MESH SCREEN	225
MLS200-12	2" MANIFOLD Y STRAINER W/12 MESH SCREEN	225
MLS200-20	2" MANIFOLD Y STRAINER W/20 MESH SCREEN	225
MLS200-30	2" MANIFOLD Y STRAINER W/30 MESH SCREEN	225
MLS200-50	2" MANIFOLD Y STRAINER W/50 MESH SCREEN	225
MLS200-50M	2" MANIFOLD Y STRAINER W/MOUNTING BRACKET W/50 MESH SCREEN	225
MLS200-80	2" MANIFOLD Y STRAINER W/80 MESH SCREEN	225
MLS200-100	2" MANIFOLD Y STRAINER W/100 MESH SCREEN	225
MLS200-120	2" MANIFOLD Y STRAINER W/120 MESH SCREEN	225
MLS200BC	2" Y STRAINER ASSEMBLY (INCLUDES ITEMS 1-5)	NA
MLS222-04	2" FULL PORT MANIFOLD Y STRAINER W/4 MESH SCREEN	225
MLS222-06	2" FULL PORT MANIFOLD Y STRAINER W/6 MESH SCREEN	225
MLS222-08	2" FULL PORT MANIFOLD Y STRAINER W/8 MESH SCREEN	225
MLS222-10	2" FULL PORT MANIFOLD Y STRAINER W/10 MESH SCREEN	225
MLS222-16	2" FULL PORT MANIFOLD Y STRAINER W/16 MESH SCREEN	225
MLS222-30	2" FULL PORT MANIFOLD Y STRAINER W/30 MESH SCREEN	225
MLS222-50	2" FULL PORT MANIFOLD Y STRAINER W/50 MESH SCREEN	225
MLS222-80	2" FULL PORT MANIFOLD Y STRAINER W/80 MESH SCREEN	225
MLS222-100	2" FULL PORT MANIFOLD Y STRAINER W/100 MESH SCREEN	225
MLS300-08	3" MANIFOLD Y STRAINER W/8 MESH SCREEN	100
MLS300-12	3" MANIFOLD Y STRAINER W/12 MESH SCREEN	100
MLS300-20	3" MANIFOLD Y STRAINER W/20 MESH SCREEN	100
MLS300-50	3" MANIFOLD Y STRAINER W/50 MESH SCREEN	100

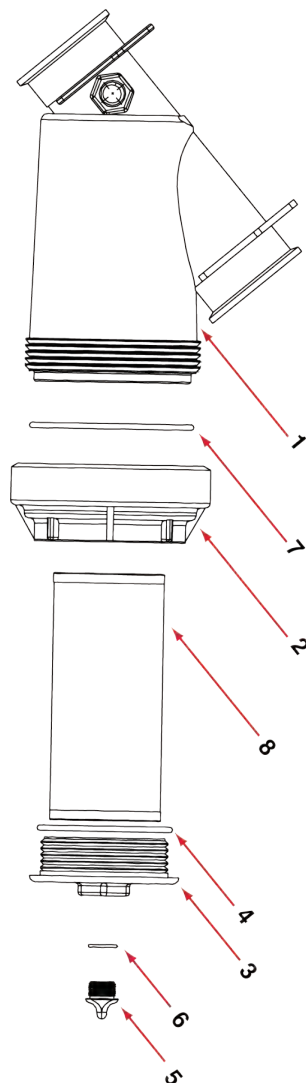


2" FULL PORT  
MANIFOLD Y LINE  
STRAINERS

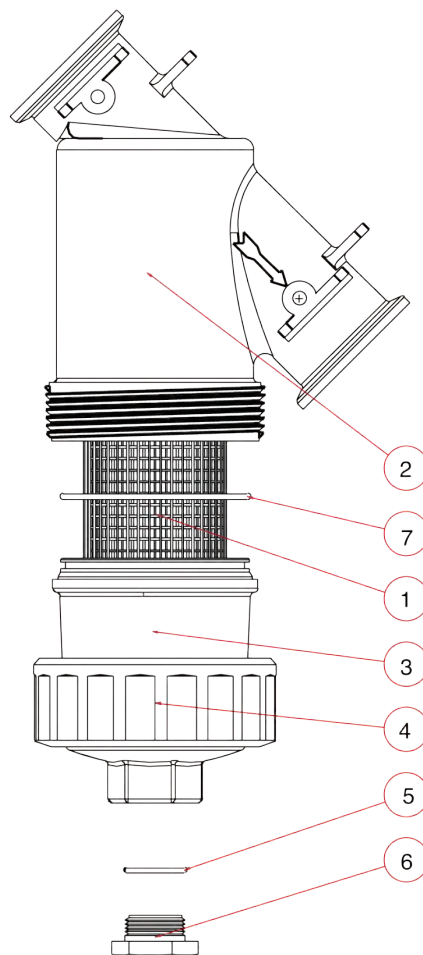


3" MANIFOLD Y  
LINE STRAINERS

Note: 3" polypropylene 'Y' strainer to be used on suction side or non-pressure side in all applications.



## BANJO MANIFOLD REPAIR PARTS



### REPLACEMENT PARTS MLS300

ITEM	PART NUMBER	DESCRIPTION
1	MLS300B	3" FLANGED Y STRAINER BODY
2	MLS300CAP	3" FLANGED Y STRAINER CAP
3	LS300EC	3" END CAP
4	MLS300ECG	3" EPDM END CAP GASKET
4	MLS300ECGV	3" FKM (VITON TYPE) END CAP GASKET
5	13777	3/4" PLUG
6	13778	O-RING
7	MLS300G	3" EPDM CAP GASKET
7	MLS300GV	3" FKM (VITON TYPE) CAP GASKET
8	LS304	4 SS MESH SCREEN
8	LS308	8 SS MESH SCREEN
8	LS312	12 SS MESH SCREEN
8	LS320	20 SS MESH SCREEN
8	LS350	50 SS MESH SCREEN

### REPLACEMENT PARTS MLS222

ITEM	PART NUMBER	DESCRIPTION
1	LST204SS	4 SS MESH SCREEN
1	LST206SS	6 SS MESH SCREEN
1	LST208SS	8 SS MESH SCREEN
1	LST210SS	10 SS MESH SCREEN
1	LST216SS	16 SS MESH SCREEN
1	LST230SS	30 SS MESH SCREEN
1	LST250SS	50 SS MESH SCREEN
1	MLS250SS	50 SS MESH PERFORATED SCREEN
1	LST280SS	80 SS MESH SCREEN
1	MLS280SS	80 SS MESH PERFORATED SCREEN
1	LST2100SS	100 SS MESH SCREEN
1	MLS2100SS	100 SS MESH PERFORATED SCREEN
2	MLS222B	2" FLANGED Y STRAINER BODY
3	MLS220C1	2" FLANGED Y STRAINER CAP
4	MLS220R1	2" FLANGED Y STRAINER RING
5	LSQ200-R	2" PLUG GASKET
6	LSQ200-PL	2" PLUG
7	MLS220G1	2" BODY GASKET
2-7	MLS222BC	STRAINER WITHOUT SCREEN



90 DEGREE CAMLOCK (CAM LEVER) COUPLINGS



NORWESCO



BANJO  
NORWESCO

SIZE	BANJO PP	NORWESCO PP	ALUMINUM
1 1/2"	150C90	61299	150C-90-AL
2"	200C90	61301	200C-90-AL
3"	-	-	300C-90-AL
4"	-	-	400C-90-AL

SIZE	BANJO PP	NORWESCO PP	ALUMINUM
1 1/2"	150D90	61300	150D-90-AL
2"	200D90	61302	200D-90-AL
3"	-	-	300D-90-AL
4"	-	-	400D-90-AL



BANJO  
NORWESCO

SIZE	BANJO PP	NORWESCO PP	ALUMINUM
1 1/2"	150F90	61289	150F-90-AL
2"	200F90	61291	200F-90-AL

**BANJO**

For complete specifications and parts please refer to the Banjo catalogue, available in print form or online at [www.polywest.ca](http://www.polywest.ca).

NORWESCO CAMLOCK REPLACEMENT PARTS

NORWESCO

SIZE	EPDM GASKET	STAINLESS STEEL KEY RING	STAINLESS STEEL PIN	STAINLESS STEEL CAM ARMS	POLYPROPYLENE SHIMS
1/2"	61570	61589	61582	61594	61715
3/4"	61570	61589	61582	61594	61715
1"	61571	61589	61582	61594	61716
1-1/4"	61572	61589	61585	61595	61717
1-1/2"	61572	61589	61585	61595	61717
2"	61574	61589	61585	61595	61718
3"	61575	61589	61584	61596	61719
4"	62797	61589	61584	61596	-

## CAMLOCK (CAM LEVER) COUPLINGS

- Manufactured from rugged glass-reinforced polypropylene, aluminium or stainless steel.
- SS Rings and smooth operating cams on polypropylene models.
- Brass rings and smooth operating cams on aluminium and SS models.
- Standard EPDM gaskets on all couplers.
- 1/2" polypropylene camlocks will interchange with 3/4" camlock. Only the thread and hose barb are 1/2".
- 1-1/4" polypropylene camlocks will interchange with 1-1/2" camlocks. Only the thread and hose barb are 1-1/4".
- Precision molded to guarantee fit and compatibility with all major manufacturer's couplers.



SIZE	BANJO PP	NORWESCO PP	ALUM	SS
1/2"	75A1/2	61199	-	-
3/4"	75A3/4	61207	075A-AL	075A-SS
1"	100A	61215	100A-AL	100A-SS
1 1/4"	125A	61223	125A-AL	125A-SS
1 1/2"	150A	61231	150A-AL	150A-SS
2"	200A	61239	200A-AL	200A-SS
3"	300A	61247	300A-AL	300A-SS
4"	400A	62789	400A-AL	400A-SS

SIZE	BANJO PP	NORWESCO PP	ALUM	SS
1/2"	75B1/2	61255	-	-
3/4"	75B3/4	61259	075B-AL	075B-SS
1"	100B	61263	100B-AL	100B-SS
1 1/4"	125B	61267	125B-AL	125B-SS
1 1/2"	150B	61271	150B-AL	150B-SS
2"	200B	61275	200B-AL	200B-SS
3"	300B	61279	300B-AL	300B-SS
4"	400B	62790	400B-AL	400B-SS



SIZE	BANJO PP	NORWESCO PP	ALUM	SS
1/2"	050C	61256	-	-
3/4"	075C	61260	075C-AL	075C-SS
1"	100C	61264	100C-AL	100C-SS
1 1/4"	125C	61268	125C-AL	125C-SS
1 1/2"	150C	61272	150C-AL	150C-SS
2"	200C	61276	200C-AL	200C-SS
3"	300C	61280	300C-AL	300C-SS
4"	400C	62791	400C-AL	400C-SS

SIZE	BANJO PP	NORWESCO PP	ALUM	SS
1/2"	050D	61257	-	-
3/4"	075D	61261	075D-AL	075D-SS
1"	100D	61265	100D-AL	100D-SS
1 1/4"	125D	61269	125D-AL	125D-SS
1 1/2"	150D	61273	150D-AL	150D-SS
2"	200D	61277	200D-AL	200D-SS
3"	300D	61281	300D-AL	300D-SS
4"	400D	62792	400D-AL	400D-SS

## CAMLOCK (CAM LEVER) COUPLINGS



SIZE	BANJO PP	NORWESCO PP	ALUM	SS
1/2"	050E	61203	-	-
3/4"	075E	61211	075E-AL	075E-SS
1"	100E	61219	100E-AL	100E-SS
1 1/4"	125E	61227	125E-AL	125E-SS
1 1/2"	150E	61235	150E-AL	150E-SS
2"	200E	61243	200E-AL	200E-SS
3"	300E	61251	300E-AL	300E-SS
4"	400E	62793	400E-AL	400E-SS



SIZE	BANJO PP	NORWESCO PP	ALUM	SS
1/2"	050F	61204	-	-
3/4"	075F	61212	075F-AL	075F-SS
1"	100F	61220	100F-AL	100F-SS
1 1/4"	125F	61228	125F-AL	125F-SS
1 1/2"	150F	61236	150F-AL	150F-SS
2"	200F	61244	200F-AL	200F-SS
3"	300F	61252	300F-AL	300F-SS
4"	400F	62794	400F-AL	400F-SS



SIZE	BANJO PP	NORWESCO PP	ALUM	SS
1/2"	075CAP	61258	-	-
3/4"	075CAP	61258	075DC-AL	075DC-SS
1"	100125CAP	61266	100DC-AL	100DC-SS
1 1/4"	100125CAP	61274	125DC-AL	125DC-SS
1 1/2"	150CAP	61274	150DC-AL	150DC-SS
2"	200CAP	61278	200DC-AL	200DC-SS
3"	300CAP	61282	300DC-AL	300DC-SS
4"	400CAP	62795	400DC-AL	400DC-SS



SIZE	BANJO PP	NORWESCO PP	ALUM	SS
1/2"	075PL	61214	-	-
3/4"	075PL	61214	075DP-AL	075DP-SS
1"	100125PL	61222	100DP-AL	100DP-SS
1 1/4"	100125PL	61238	125DP-AL	125DP-SS
1 1/2"	150PL	61238	150DP-AL	150DP-SS
2"	200PL	61246	200DP-AL	200DP-SS
3"	300PL	61254	300DP-AL	300DP-SS
4"	400PL	62796	400DP-AL	400DP-SS



FOR COMPLETE SPECIFICATIONS AND PARTS  
PLEASE REFER TO THE BANJO CATALOGUE,  
AVAILABLE IN PRINT FORM OR ONLINE AT  
[WWW.POLYWEST.CA](http://WWW.POLYWEST.CA).



## POLYPROPYLENE CAM LEVER COUPLINGS

PART NO	DESCRIPTION	MAX PSI	GASKET
201B	2" FEMALE COUPLER-2" EXTENDED MALE THREAD	200	EPDM
303B	3" FEMALE COUPLER-3" EXTENDED MALE THREAD	75	EPDM
303C	3" FEMALE COUPLER W/3 ARMS-3" HOSE SHANK	200	EPDM
303B200A	3" FEMALE COUPLER W/3 ARMS-2" MALE ADAPTER	200	EPDM
400A	4" MALE ADAPTER-4" FEMALE THREAD	75	N/A
400B	4" FEMALE COUPLER-4" MALE THREAD	150	EPDM
400C	4" FEMALE COUPLER-4" HOSE SHANK	150	EPDM
400D	4" FEMALE COUPLER-4" FEMALE THREAD	100	EPDM
400E	4" MALE ADAPTER-4" HOSE SHANK	50	N/A
400F	4" MALE ADAPTER-4" MALE THREAD	75	N/A
400CAP	4" CAP-MALE ADAPTER (W/2 ARMS)	100	EPDM
400PL	4" PLUG-FEMALE COUPLER	75	N/A



303B200A

## SPOOL ADAPTERS

PART NO	DESCRIPTION	MAX PSI	GASKET
200FF	2" MALE ADAPTER-2" MALE ADAPTER	150	N/A
300F200F	3" MALE ADAPTER-2" MALE ADAPTER	75	N/A
300FF	3" MALE ADAPTER-3" MALE ADAPTER	75	N/A



## REPLACEMENT PARTS

PART NO	DESCRIPTION	QTY
100RING	½", ¾", 1" & 1¼" RING	1
150RING	1½", 2" & 3" RING	1
150(200)K	1½" & 2" SS CAM ARM W/RING	1
300K	3" SS CAM ARM W/RING	1
V20207	11" LANYARD	1
75G	½" & ¾" EPDM GASKET	100/BAG
75GV	½" & ¾" FKM (VITON TYPE) GASKET	100/BAG
100G	1" & 1¼" EPDM GASKET	100/BAG
100GV	1" & 1¼" FKM (VITON TYPE) GASKET	100/BAG
150G	1½" EPDM GASKET	100/BAG
150GV	1½" FKM (VITON TYPE) GASKET	100/BAG
200G	2" EPDM GASKET	50/BAG
200GV	2" FKM (VITON TYPE) GASKET	25/BAG
300G	3" EPDM GASKET	25/BAG
300GV	3" FKM (VITON TYPE) GASKET	25/BAG
400G	4" EPDM GASKET	25/BAG
400GV	4" FKM (VITON TYPE) GASKET	25/BAG
400GV	4" FKM (VITON TYPE) GASKET	25/BAG



For complete specifications and parts please refer to the Banjo catalogue, available in print form or online at:

[www.Polywest.ca](http://www.Polywest.ca)



## NORWESCO STRAINERS

T-Line



Y-Line



- Sizes from 1/2" to 3".
- Easy access for cleaning.
- Standard with EPDM gaskets.
- 6 to 80 mesh 304 stainless steel screens.
- Screen for 3" is polypropylene reinforced.
- Manufactured from glass reinforced polypropylene.
- 3" strainer features a 1/2" drain plug in bottom of cap.
- Protects and prevents clogging of pipelines, pumps and spray tips.

### RECOMMENDED OPERATING PRESSURE

1/2" thru 2"	3"
70 PSI @ 0°F	55 PSI @ 0°F
90 PSI @ 70°F	70 PSI @ 70°F
50 PSI @ 150°F	40 PSI @ 150°F

ITEM	DESCRIPTION
61472	1/2" Y-LINE STRAINER - 20 MESH
61473	1/2" Y-LINE STRAINER - 40 MESH
61474	1/2" Y-LINE STRAINER - 80 MESH
61475	3/4" Y-LINE STRAINER - 20 MESH
61476	3/4" Y-LINE STRAINER - 40 MESH
61477	3/4" Y-LINE STRAINER - 80 MESH
61478	1" Y-LINE STRAINER - 20 MESH
61479	1" Y-LINE STRAINER - 40 MESH
61480	1" Y-LINE STRAINER - 80 MESH
61738	1-1/4" Y-LINE STRAINER - 20 MESH
61740	1-1/4" Y-LINE STRAINER - 40 MESH
61741	1-1/4" Y-LINE STRAINER - 80 MESH
61488	1-1/2" Y-LINE STRAINER - 20 MESH
61489	1-1/2" Y-LINE STRAINER - 40-20 MESH
61490	1-1/2" Y-LINE STRAINER - 80-20 MESH
61493	2" Y-LINE STRAINER - 20 MESH

ITEM	DESCRIPTION
61494	2" Y-LINE STRAINER - 40-20 MESH
61495	2" Y-LINE STRAINER - 80-20 MESH
62337	3" Y-LINE STRAINER - 6 MESH
62338	3" Y-LINE STRAINER - 12 MESH
62339	3" Y-LINE STRAINER - 20 MESH
62340	3" Y-LINE STRAINER - 40 MESH
61459	1/2" T-LINE STRAINER - 20 MESH
61460	1/2" T-LINE STRAINER - 40 MESH
61461	1/2" T-LINE STRAINER - 80 MESH
61464	3/4" T-LINE STRAINER - 20 MESH
61465	3/4" T-LINE STRAINER - 40 MESH
61466	3/4" T-LINE STRAINER - 80 MESH
61469	1" T-LINE STRAINER - 20 MESH
61470	1" T-LINE STRAINER - 40 MESH
61471	1" T-LINE STRAINER - 80 MESH



## NORWESCO STRAINER PARTS

ITEM	1/2"	3/4"	1"	1 1/4"	1 1/2"	2"	3"	1/2"	3/4"	1"
EPDM GASKET	61452	61452	61750	61750	61561	61561	-	61537	61537	61537
STRAINER BODY ONLY	61307	61308	61309	61748	61287	61288	62334	61283	61284	61285
6 MESH SCREEN	-	-	-	-	62306	62306	62231	-	-	-
12 MESH SCREEN	-	-	-	-	62307	62307	62249	-	-	-
20 MESH SCREEN	61449	61449	61749	61749	61508	61508	62252	61404	61404	61404
40 MESH SCREEN	61450	61450	61746	61746	-	-	62261	61405	61405	61405
80 MESH SCREEN	61451	61451	61747	61747	-	-	62400	61406	61406	61406
40/20 MESH SCREEN	-	-	-	-	61509	61509	-	-	-	-
80/20 MESH SCREEN	-	-	-	-	61510	61510	-	-	-	-
CAP W/ PLUG & O-RING	-	-	-	-	61567	61567	62335	-	-	-
EPDM BODY O-RING	-	-	-	-	-	-	62266	-	-	-
EPDM PLUG O-RING	-	-	-	-	-	-	62283	-	-	-

## THOMPSON HIGH VOLUME STRAINER AND FILTER

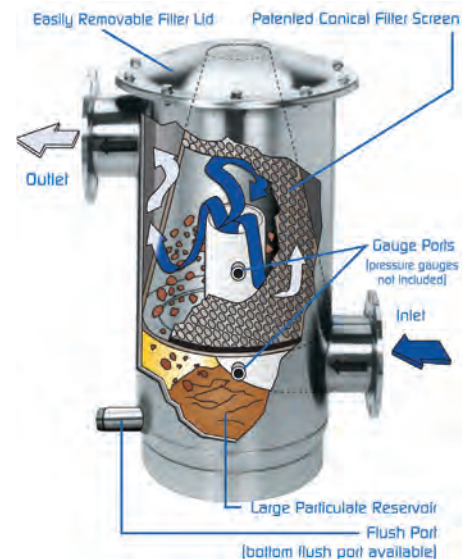
The Thompson Strainer is a unique, yet brilliantly simple product, used in a variety of applications to remove particles from water and other liquids.

Available in Type 304 and Type 316 stainless steel construction, the patented design features a large conical screen element with substantially more surface area compared to traditional strainers on the market.

You select the screen that meets your needs. A large variety of screen options are available, ranging from large perforated hole openings down to 250-mesh (approximately 50-micron).

Features include:

- Large debris reservoirs and easy-access flush ports to help keep your operations running at capacity with minimal effort.
- Flow rates up to 2000 GPM (US) with pressure drop of 2 PSI or less.
- Quick release hand clamps make screen removal fast and efficient.
- Expert fabrication methods assure dependability and long life.
- Large capacity, space-saving housings are available.
- Huge screen area makes the need to clean less frequent.



MODEL NUMBER	GPM	SCREEN SURFACE AREA	INLET OUTLET STYLE	LID TYPE	MAX PRESSURE RATING	FLUSH PORT CONNECTION SIZE
MLS-2	100	122 SQ. IN.	2"/NPT	CLAMP	125 PSI	1 ½ NPT
MLS-3	200	200 SQ. IN.	3"/NPT	CLAMP	125 PSI	1 ½ NPT
MLS-4C	350	367 SQ. IN.	4"/FLANGED	CLAMP	125 PSI	1 ½ NPT
MLS-4B	350	367 SQ. IN.	4"/FLANGED	BOLTED	150 PSI	1 ½ NPT
MLS-6	750	745 SQ. IN.	6"/FLANGED	BOLTED	150 PSI	1 ½ NPT
MLS-8	1300	1,559 SQ. IN.	8"/FLANGED	BOLTED	150 PSI	1 ½ NPT
MLS-10	2000	2,434 SQ. IN.	10"/FLANGED	BOLTED	150 PSI	1 ½ NPT

FILTER SIZE	SCREEN	HEAD GASKET	BOTTOM GASKET	DISC GASKET	LID	V-BAND CLAMP	GASKET KIT
2"	2S-(X)	2-ORING	2-FG	2-DG	2-TH	2-VCLAMP	GK-02-2
3"	3S-(X)	3-ORING	3-FG	3-DG	3-TH	3-VCLAMP	GK-03-2
4" (CLAMPED)	4S-(X)	4-ORING	4-FG	4-DG	4C-TH	4-VCLAMP	GK-04-2
4" (BOLTED LID)	4S-(X)	4-HG	4-FG	4-DG	4B-TH		GK-04



## HELIX HIGH VOLUME STRAINERS

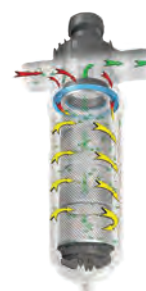


Helix filter models are available in three different sizes: 2", 2" Super and 3" model. The filters can be installed in any orientation; however, it is preferable to install them in the inverted position (3/4" flush port at bottom). This helps the filtration system work at it's optimum.

As water enters the filter housing, a high velocity centrifugal action occurs, spiralling heavier particles (sand, sediment etc.) away from the cartridge, down to the base of the filter. These accumulated particles are then flushed from the filter via the 3/4" flush port connection at the base of the filter (valve not included).

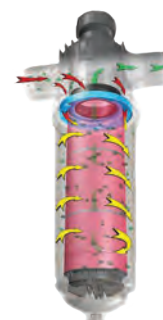
### UNIQUE FEATURES

- Centrifugal cleaning action minimizes maintenance.
- Large disc surface area, with three-dimensional depth.
- Particles can be flushed while filter is in operation.
- Filters are available in disc or screen format
  - Several color-coded disc options available.
  - Several Type 316 stainless mesh (and perforated) options available.
- Durable, corrosion-resistant, injection-molded housing.
- Easily removable, quick clamp lid assembly.
- Pressure gauge ports molded into housing



MTS SERIES

### MTD SERIES



### HELIX DISC FILTER (MTD SERIES)

MODEL NUMBER	MODEL TYPE	INLET/OUTLET SIZE & TYPE	FILTER SURFACE AREA (SQ. IN)	FLUSH PORT CONNECTION SIZE	MAXIMUM FLOW	MAXIMUM PRESSURE RATING (PSI)	X	Y	Z
MTD -2NA*	REGULAR	2"/NPT	186	3/4"	100	125 PSI	12 1/8"	24 1/8"	18"
MTD -2SA*	SUPER	2"/NPT	263	3/4"	100	125 PSI	12 1/8"	28 3/4"	22 15/16"
MTD -3NA*	REGULAR	3"/NPT	263	3/4"	200	125 PSI	13 1/4"	30"	22 15/16"
MTD -2NW*	REGULAR	2" /VICTAULIC	186	3/4"	100	125 PSI	12 1/8"	24 1/8"	18"
MTD -2SW*	SUPER	2" /VICTAULIC	263	3/4"	100	125 PSI	12 1/8"	28 3/4"	22 15/16"
MTD -3NW*	REGULAR	3" /VICTAULIC	263	3/4"	200	125 PSI	13 1/4"	30"	22 15/16"

### HELIX SCREEN FILTER (MTS SERIES)

MODEL NUMBER	MODEL TYPE	INLET/OUTLET SIZE & TYPE	FILTER SURFACE AREA (SQ. IN)	FLUSH PORT CONNECTION SIZE	MAXIMUM FLOW	MAXIMUM PRESSURE RATING (PSI)	X	Y	Z
MTS -2NA*	REGULAR	2"/NPT	186	3/4"	100	125 PSI	12 1/8"	24 1/8"	18"
MTS -2SA*	SUPER	2"/NPT	263	3/4"	100	125 PSI	12 1/8"	28 3/4"	22 15/16"
MTS -3NA*	REGULAR	3"/NPT	263	3/4"	200	125 PSI	13 1/4"	30"	22 15/16"
MTS -2NW*	REGULAR	2" /VICTAULIC	186	3/4"	100	125 PSI	12 1/8"	24 1/8"	18"
MTS -2SW*	SUPER	2" /VICTAULIC	263	3/4"	100	125 PSI	12 1/8"	28 3/4"	22 15/16"
MTS -3NW*	REGULAR	3" /VICTAULIC	263	3/4"	200	125 PSI	13 1/4"	30"	22 15/16"

### HOW IT WORKS

1. Dirty water enters filter housing through the inlet connection.
2. As dirty water passes through the Helix-Element, the water starts to spin at high velocity. This centrifugal action spins the particles away from the disc media, minimizing manual cleaning frequency.
3. As particles are spun down to the base of the filter, they are flushed via the 3/4" female threaded flush port connection.
4. The dirty water passes from the outside to the inside. These grooves, molded directly into the surface of the three-dimensional discs/screens, trap the remaining contaminants.
5. The filtered water then flows upward and exits the filter through one of the outlets. The outlet not being used is terminated with a threaded cap.

## TEEJET LINE STRAINERS



### AA122 SERIES

- The AA122 line strainer features a compact size well suited for small agricultural & turf sprayers.
- The AA122 is constructed of polypropylene head and bowl with stainless steel screen for excellent chemical resistance.
- Available with 1/2" or 3/4" NPT female connections.
- Maximum pressure rating of 150 psi (10 bar).
- Available with 16, 30, 50, 80 or 100 mesh screen.

### AA124 SERIES

- 150 psi (10 bar) maximum pressure rating.
- Strainer head is constructed of aluminium with a polypropylene strainer bowl complete with 304SS screen.
- Available with 3/4", 1", 1-1/4", 1-1/2", 2" or 2-1/2" NPT female connections.
- Available with 16, 30, 50, 80 or 100 mesh screen.

### AA126 SERIES

- 200 psi (14 bar) maximum pressure rating.
- Strainer head and bowl are made of glass-filled polypropylene with EPDM gasket.
- Removable screens are made from 304SS with colour coded frames for easy replacement.
- Removable cap and O-ring for easy flushing.
- Available with 3/4", 1", 1-1/4" and 1-1/2" NPT female connections.
- Available with 16, 30, 50, 80 or 100 mesh screen.

ITEM NUMBER	DESCRIPTION
AA122-1/2-PP-(X)	1/2" AA122 POLY STRAINER
AA122-3/4-PP-(X)	3/4" AA122 POLY STRAINER
AA126ML-3-(X)	3/4" AA126 POLY STRAINER
AA126ML-4-(X)	1" AA126 POLY STRAINER
AA126-6-(X)	1-1/2" AA126 POLY STRAINER
AA124A-3/4-AL-(X)	3/4" AA124 ALUMINIUM STRAINER
AA124A-1-AL-(X)	1" AA124 ALUMINIUM STRAINER
AA124A-1-1/4-AL-(X)	1-1/4" AA124 ALUMINIUM STRAINER
AA124A-2-AL-(X)	2" AA124 ALUMINIUM STRAINER
AA124A-2-1/2-AL-(X)	2-1/2" AA124 ALUMINIUM STRAINER
AA124ML-3/4-AL-(X)	3/4" AA124 ALUMINIUM STRAINER
AA124ML-1-AL-(X)	1" AA124 ALUMINIUM STRAINER
AA124ML-1-1/2-AL-(X)	1-1/2" AA124 ALUMINIUM STRAINER
AA124ML-2-AL-(X)	2" AA124 ALUMINIUM STRAINER
AA124ML-2-1/2-AL-(X)	2-1/2" AA124 ALUMINIUM STRAINER
CP23174-1-SS	16 MESH SCREEN FOR AA122
CP23174-2-SS	30 MESH SCREEN FOR AA122
CP45102-4-SSPP	80 MESH SCREEN FOR AA122
CP45102-5-SSPP	100 MESH SCREEN FOR AA122
CP16903-1-SSPP	16 MESH; AA126ML, AA124A-3/4 OR 1, AA124ML-3/4 OR 1
CP16903-4-SSPP	50 MESH; AA126ML, AA124A-3/4 OR 1, AA124ML-3/4 OR 1
CP16903-5-SSPP	80 MESH; AA126ML, AA124A-3/4 OR 1, AA124ML-3/4 OR 1
CP16903-6-SSPP	100 MESH; AA126ML, AA124A-3/4 OR 1, AA124ML-3/4 OR 1
CP15941-1-SSPP	16 MESH; AA126, AA124A-1-1/4 OR 1-1/2, AA124ML-1-1/4 OR 1-1/2
CP15941-2-SSPP	30 MESH; AA126, AA124A-1-1/4 OR 1-1/2, AA124ML-1-1/4 OR 1-1/2
CP15941-4-SSPP	80 MESH; AA126, AA124A-1-1/4 OR 1-1/2, AA124ML-1-1/4 OR 1-1/2
CP15941-5-SSPP	100 MESH; AA126, AA124A-1-1/4 OR 1-1/2, AA124ML-1-1/4 OR 1-1/2
CP14634-1-SS	16 MESH; AA124A-2 OR 2-1/2, AA124ML-2 OR 2-1/2
CP14634-2-SS	30 MESH; AA124A-2 OR 2-1/2, AA124ML-2 OR 2-1/2
CP14634-3-SS	50 MESH; AA124A-2 OR 2-1/2, AA124ML-2 OR 2-1/2
CP14634-4-SS	80 MESH; AA124A-2 OR 2-1/2, AA124ML-2 OR 2-1/2
CP14634-8-SS	100 MESH; AA124A-2 OR 2-1/2, AA124ML-2 OR 2-1/2

X = MESH SCREEN SIZE



AA122



AA126-3 or -4



AA126-5 or -6



AA124A



AA124ML



## GPI FM300 ELECTRONIC FLOW METER



- Replaceable 9V battery.
- Flow Range: 7 to 75 litres per minute.
- Factory calibrated to +2%; may be field calibrated to +1/2%.
- Allows for record keeping with two totals: Batch or Cumulative.
- All electronic components sealed from fluid path and from outside moisture.
- More accurate with more liquids in more conditions than any comparable meter.
- Positive displacement nutating disc design ensures consistent and accurate measurement.



## GPI TM200 TURBINE WATER FLOW METER



- 2" FPT inlet and outlet.
- Flow Range: 20 to 200 US Gpm.
- 150 psi maximum working pressure.
- Displays your choice of US or Metric units of measure.
- Designed for water- DO NOT use with chemicals, fertilizer or fuel.
- PVC housing, ceramic rotor bearings, tungsten carbide rotor shaft.
- Maintains batch and cumulative totals / can show instantaneous flow rate.



## PADDLEWHEEL STYLE FLOW METERS

- Tamper proof
- Factory programmed
- Calibration units: GPM or LPM (Unit Specific)
- Display update time: every 2 seconds
- Battery powered (2 AA alkaline batteries)
- Easy to read, 6 digit, up to 4 decimal positions, LCD display



PART NUMBER	DESCRIPTION
FM-300H-L8N	FM300 ELECTRONIC FLOWMETER - GPI
TM-200-N	TM200 TURBINE WATER METER - GPI (FPT X FPT)
TB-100MI-GPM1	1" MPT FLOW METER - BLUE-WHITE INDUSTRIES
TB-200MI-GPM1	2" MPT FLOW METER - BLUE-WHITE INDUSTRIES
TB-200S8-GPM1	2" PIPE SADDLE PADDLEWHEEL FLOW METER - BLUE-WHITE INDUSTRIES
TB-300S8-GPM1	3" PIPE SADDLE PADDLEWHEEL FLOW METER - BLUE-WHITE INDUSTRIES

## BANJO FLOW METERS

Banjo flow meters are available in 1", 2" and 3" sizes in both manifold and threaded variations. Please contact your Polywest representative for more information on these and all other Banjo parts.

### FLOW METER FEATURES INCLUDE:

- The display reads 6 digits for Rate, 8 digits for Total and 1 decimal place reading in tenths.
- Magnetic style meter with stainless steel electrodes.
- Displays overall total volume & batch total volume.
- Flow rate allows for Gallons or Liters Per Minute.
- Measures water and most conductive liquids.
- Accuracy is 99% from 30 to 300 GPM.
- Temperature range from 0°F to 150°F.
- Easy to change six (6) AA batteries.
- No moving parts to fail during use.
- Glass-reinforced polypropylene.
- Self calibrating meter.



PART NUMBER	DESCRIPTION	MAX PSI
26-FM100	1" FULL PORT FEMALE NPT FLOW METER	200
26-MFM100	1" FP DIGITAL METER PUMP ACCESSORY FLOW METER	
26-MFM220	2" FP DIGITAL METER PUMP ACCESSORY FLOW METER	
26-MFM300	3" DIGITAL METER PUMP ACCESSORY FLOW METER	

## DURA METER

Polywest is Western Canada's exclusive Dura Products supplier. Dura Products specializes in the manufacture of digital agricultural chemical meters and mini-bulk transfer pumps.

Dura Products' pumps, meters and load-stations offer the best solution for consumers wishing to transfer chemicals and liquids from totes, 55-gallon drums, and other liquid storage containers. With a design philosophy to produce best in class performance with ease of calibration coupled with the industry's longest equipment warranty (2 years), Dura Products was founded by owners who have been in the farming industry in many capacities.

Having spent many years developing expertise in servicing pumps and meters for major manufacturers such as Sotera, SHURflo and Flowserve, Dura Products was able to identify specific improvements in equipment design to bring to the manufacture of pump and meter equipment. Dura Products is an American-owned company who manufactures their products in Arcadia, Indiana.



**DURA PRODUCTS**  
Technology with Lasting Value

## DURA-METER

The Dura-Meter™ features a moisture-sealed construction so the electronic circuit is impervious to moisture. The meter features Calibration Quick-List which allows the user to choose from a list of commonly used products and selected temperatures to automatically calibrate the meter.

The Dura-Meter™ also allows for easy manual calibration when you dispense to a calibrated container and adjust to the amount pumped. Designed for durability the robust poly-housing with multiple mounting capabilities allowing the meter to be securely mounted to avoid damage.



## KEY FEATURES

- Powered by AAA batteries
- Calibration is (+/-) 0.5%
- Features 2 Year Service Warranty plan
- Battery Strength Indicator & Easy-to-Use Menu
- Plumbed both for inline and 90 degree applications
- Robust poly-housing with multiple mounting capabilities
- New meter design for 2016 made of impact resistant Lexan faceplate
- Same great menu driven LCD backlit display for low light conditions
- 100% moisture sealed circuitry makes meter impervious to water intrusion
- Extended battery life with use of 4 "AAA" batteries, rather than two.
- Faceplate overmolded with santoprene and filled with gel for improved shock resistance.




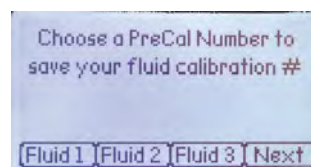


## DURA ABS METER

This meter is equipped with the ability to save and recall five different manual calibrations. Always be aware of the cal factor or Fluid # being used and VERIFY!

Note: Meter cannot be purchased separately. It can only be sold as part of a Complete System with Pump.

- 1. PUMP SWITCH OPERATION** Pump switch must be in the ON position for Auto mode to work. Before switching to manual mode, place the pump switch in the OFF position. Failure to do so, can result in unwanted product being dispensed.
- 2. VOLUME ADJUSTMENT** Use “Up” or “Down” buttons to change amount. Scroll speed increases the longer you hold the buttons. “Reset” defaults to 10Gal, 40L, & 128Oz.
- 3. SAVING** Manually calibrate. After pressing “Cont”, you will be prompted to enter the fluid # where you want the calibration stored.
- 4. RECALLING** Hold down the “Cal” button. Select “PreCal” and then the Fluid #.



### TECHNICAL SPECIFICATIONS

WETTED MATERIALS	POLYPROPYLENE; 304 STAINLESS STEEL; RYTON; EPDM OR VITON® SEALS
CONNECTION	110V; 15-5 PLUG   12V; ALLIGATOR CLIP
POWER SOURCE	4 “AAA” BATTERIES; STRENGTH INDICATOR
BACKLIT LCD DISPLAY	YES; WITH BACK-LIGHT TIMEOUT
UNITS MEASURED	GALLONS / LITERS / OUNCES
MOISTURE SEALED	YES; WITH SEALED CIRCUITRY
HOUSING CHAMBER	POLYPROPYLENE
OPERATING TEMP	-10°F TO 130°F
FLOW RATE	UP TO 15 GPM
METER ACCURACY	+/- .5%
MAX PRESSURE	40 PSI
WEIGHT	34 LBS
MOUNTING RANGE	FIXED
CHEMICALLY RESISTANT	YES
AMOUNT METERED	YES
BATCH COUNT	YES
NUTATING DISC	YES
EPA COMPLIANT	YES



NOTE: Always turn pump switch OFF when system is not being used or is unattended. Failure to do so can result in unwanted fluid being dispensed.

### AUTO-BATCH OPERATION

1. Set Amount
2. Press Start
3. The pump will begin to dispense fluid and automatically shuts off when complete.



A check valve has been included to keep the system primed. Accuracy depends on the system staying primed.



## BANJO MANIFOLD FITTINGS

ITEM	DESCRIPTION
<b>FLANGED COUPLINGS</b>	
M100CPG	1" X 1" FLANGE
M200CPG	2" X 2" FLANGE
M220CPG	2" X 2" FULL PORT FLANGE
M220CPG6	2" X 2" FULL PORT FLANGE X 6" LONG
M300CPG	3" X 3" FULL PORT FLANGE X 4" LONG
M300CPG7	3" X 3" FULL PORT FLANGE X 7" LONG



<b>90° FLANGED COUPLINGS</b>	
M100CPG90	1" X 1" 90° FLANGE
M200CPG90	2" X 2" 90° FLANGE
M200CPG90SH	2" X 2" 90° FLANGE
M220CPG90	2" X 2" 90° FULL PORT FLANGE
M300CPG90	3" X 3" 90° FULL PORT FLANGE



<b>45° FLANGED COUPLINGS</b>	
M100CPG45	1" X 1" 45° FLANGE
M200CPG45	2" X 2" 45° FLANGE
M220CPG45	2" X 2" 45° FULL PORT FLANGE
M300CPG45	3" X 3" 45° FULL PORT FLANGE



<b>FLANGED REDUCER COUPLINGS</b>	
M200100CPG	2" PORT X 1" REDUCER FLANGE
M220100CPG	2" FULL PORT X 1" REDUCER FLANGE
M220200CPG	2" FULL PORT X 2" REDUCER FLANGE
M300200CPG	3" X 2" PORT REDUCER FLANGE
M300220CPG	3" X 2" FULL PORT REDUCER FLANGE



<b>FLANGED TEE</b>	
M100TEE	1" FLANGED TEE
M101TEE	1" FLANGED TEE - LONG
M200100TEE	2" PORT X 1" FLANGED TEE
M200TEE	2" PORT FLANGED TEE
M200100TEEB	2" X 1" PORT FLANGED TEE W/MOUNTING BRACKET
M220100TEE	2" FULL PORT FLANGED TEE X 1" FLANGED TEE
M220200TEE	2" FULL PORT FLANGED TEE X 2" FLANGED TEE
M220TEE	2" FULL PORT FLANGED TEE
M300TEE	3" FLANGED TEE



<b>45° Y FLANGED COUPLINGS (*GAUGE NOT INCLUDED)</b>	
M220Y45	2" FULL PORT 45° Y FLANGE
M220YG45	2" FULL PORT 45° Y FLANGE W/ ¼" GAUGE PORT*
M300Y45	3" FULL PORT 45° Y FLANGE
M300YG45	3" FULL PORT 45° Y FLANGE W/ ¼" GAUGE PORT*



<b>FLANGE X MALE BSP (BRITISH STANDARD PIPE THREAD)</b>	
M100BSP	1" MANIFOLD FLANGE X 1" MALE BSP
M200BSP	2" MANIFOLD FLANGE X 2" MALE BSP
M220BSP	2" FULL PORT MANIFOLD FLANGE X 2" MALE BSP
M300BSP	3" FULL PORT MANIFOLD FLANGE X 3" MALE BSP



<b>FLANGE X FEMALE NPT THREAD</b>	
M100050FPT	1" FLANGE X ½" PIPE THREAD
M100075FPT	1" FLANGE X ¾" PIPE THREAD
M100FPT	1" FLANGE X 1" PIPE THREAD
M200FPT	2" FLANGE X 2" PIPE THREAD
M220FPT	2" FULL PORT FLANGE X 2" PIPE THREAD
M300FPT	3" FLANGE X 3" PIPE THREAD



<b>FLANGE X MALE NPT THREAD</b>	
M100075MPT	1" FLANGE X ¾" MALE THREAD
M100MPT	1" FLANGE X 1" MALE THREAD
M100125MPT	1" FLANGE X 1½" MALE THREAD
M200125MPT	2" FLANGE X 1½" MALE THREAD
M200150MPT	2" FLANGE X 1½" MALE THREAD
M200MPT	2" FLANGE X 2" MALE THREAD
M220MPT	2" FULL PORT FLANGE X 2" MALE THREAD
M300MPT	3" FLANGE X 3" MALE THREAD



<b>FLANGE X FEMALE CAMLOCK</b>	
M220D	2" FULL PORT FLANGE X 2" FEMALE COUPLER
M303D	3" FLANGE X 3" FEMALE COUPLER



<b>FLANGE X MALE CAMLOCK</b>	
M100A	1" FLANGE X 1" MALE ADAPTER
M200A	2" FLANGE X 2" MALE ADAPTER
M220A	2" FULL PORT FLANGE X 2" MALE ADAPTER
M300A	3" FULL PORT FLANGE X 3" MALE ADAPTER







## BANJO MANIFOLD FITTINGS



ITEM	DESCRIPTION
<b>FLANGE PLUGS (SOLID &amp; W/GAUGE PORT)</b>	
M100PLG	1" FLANGE PLUG
M200PLG	2" FLANGE PLUG
M220PLG	2" FULL PORT FLANGE PLUG
M300PLG	3" FLANGE PLUG
M100PLG025	1" FLANGE PLUG WITH 1/4" FPT
M200PLG018	2" FLANGE PLUG WITH 1/8" FPT
M200PLG025	2" FLANGE PLUG WITH 1/4" FPT
M200PLG038	2" FLANGE PLUG WITH 3/8" FPT
M200PLG050	2" FLANGE PLUG WITH 1/2" FPT
M200PLG075	2" FLANGE PLUG WITH 3/4" FPT
M200PLG100	2" FLANGE PLUG WITH 1" FPT
M220PLG075	2" FULL PORT FLANGE PLUG WITH 3/4" FPT
M300PLG075	3" FLANGE PLUG WITH 3/4" FPT
M300PLG100	3" FLANGE PLUG WITH 1" FPT



<b>FLANGE X HOSE BARB</b>	
M100075BRB	1" FLANGE X 3/4" HOSE BARB
M100BRB	1" FLANGE X 1" HOSE BARB
M100125BRB	1" FLANGE X 1 1/4" HOSE BARB
M200100BRB	2" FLANGE X 1" HOSE BARB
M200125BRB	2" FLANGE X 1 1/4" HOSE BARB
M200150BRB	2" FLANGE X 1 1/2" HOSE BARB
M200BRB	2" FLANGE X 2" HOSE BARB
M220100BRB	2" FULL PORT FLANGE X 1" HOSE BARB
M220125BRB	2" FULL PORT FLANGE X 1 1/4" HOSE BARB
M220150BRB	2" FULL PORT FLANGE X 1 1/2" HOSE BARB
M220BRB	2" FULL PORT FLANGE X 2" HOSE BARB
M300220BRB	3" FLANGE X 2" HOSE BARB
M300BRB	3" FLANGE X 3" HOSE BARB



<b>STAINLESS STEEL U BOLTS</b>	
UB100	100 SERIES MOUNTING U BOLT
UB202	200 SERIES MOUNTING U BOLT
UB220	220 SERIES MOUNTING U BOLT

ITEM	DESCRIPTION
<b>FLANGE X 90° HOSE BARB ELBOW</b>	
M100075BRB90	1" FLANGE X 3/4" 90° HOSE BARB ELBOW
M100BRB90	1" FLANGE X 1" 90° HOSE BARB ELBOW
M100125BRB90	1" FLANGE X 1 1/4" 90° HOSE BARB ELBOW
M100150BRB90	1" FLANGE X 1 1/2" 90° HOSE BARB ELBOW
M200100BRB90	2" FLANGE X 1" 90° HOSE BARB ELBOW
M200125BRB90	2" FLANGE X 1 1/4" 90° HOSE BARB ELBOW
M200150BRB90	2" FLANGE X 1 1/2" 90° HOSE BARB ELBOW
M200BRB90	2" FLANGE X 2" 90° HOSE BARB ELBOW
M220150BRB90	2" FULL PORT FLANGE X 1 1/2" 90° HOSE BARB ELBOW
M220BRB90	2" FULL PORT FLANGE X 2" 90° HOSE BARB ELBOW
M300220BRB90	3" FLANGE X 2" 90° HOSE BARB ELBOW
M300BRB90	3" FLANGE X 3" 90° HOSE BARB ELBOW

<b>FLANGE X HOSE BARB TEE</b>	
M100100HBT	1" FLANGE X 1" HOSE BARB TEE
M100125HBT	1" FLANGE X 1 1/4" HOSE BARB TEE
M220200HBT	2" FULL PORT FLANGE X 2" HOSE BARB TEE
M300300HBT	3" FLANGE X 3" HOSE BARB TEE



<b>FLANGE X MALE NPT THREAD - 316 SS</b>	
M100MPTSS	1" FLANGE X 1" MALE THREAD
M200125MPTSS	2" FLANGE X 1 1/4" MALE THREAD
M200150MPTSS	2" FLANGE X 1 1/2" MALE THREAD
M200MPTSS	2" FLANGE X 2" MALE THREAD
M220150MPTSS	2" FULL PORT FLANGE X 1 1/2" MALE THREAD
M220MPTSS	2" FULL PORT FLANGE X 2" MALE THREAD
M300220MPTSS	3" FLANGE X 2" FULL PORT MALE THREAD
M300MPTSS	3" FLANGE X 3" MALE THREAD



<b>FLANGE X 45° HOSE BARB ELBOW</b>	
M100BRB45	1" FLANGE X 1" 45° HOSE BARB ELBOW
M200150BRB45	2" FLANGE X 1 1/2" 45° HOSE BARB ELBOW
M200BRB45	2" FLANGE X 2" 45° HOSE BARB ELBOW
M220BRB45	2" FULL PORT FLANGE X 2" 45° HOSE BARB ELBOW
M300BRB45	3" FLANGE X 3" 45° HOSE BARB ELBOW



**This is just a small selection of manifold fittings fabricated by Banjo.**

For the complete manifold selection, including valves, strainers, electric valves and other accessories, please refer to the Banjo catalogue, available in print form or online at [www.polywest.ca](http://www.polywest.ca).



## BANJO MANIFOLD FITTINGS

ITEM	DESCRIPTION
FLANGED CROSS	
M100CR	1" FLANGED CROSS
M200CR	2" FLANGED CROSS
M220CR	2" FULL PORT FLANGED CROSS
M220CRSS	2" FULL PORT SS FLANGED CROSS
M300CR	3" FLANGED CROSS



FLANGE CLAMPS	
FC100	100 SERIES WORM SCREW CLAMP
FC200	200 SERIES WORM SCREW CLAMP
FC220	220 SERIES WORM SCREW CLAMP
FC300	300 SERIES WORM SCREW CLAMP



FLANGE GASKETS	
M100G	1" EPDM MANIFOLD GASKET
M101G*	1" EPDM MANIFOLD GASKET WITH RIB
M100GV	100 SERIES FKM (VITON TYPE) GASKET WITH RIB
150G	1½" EPDM GASKET
150GV	200 SERIES FKM (VITON TYPE) GASKET
200G	220 SERIES FULL PORT EPDM GASKET
200GV	220 SERIES FULL PORT FKM (VITON TYPE) GASKET
M201G*	2" EPDM MANIFOLD GASKET WITH RIB
M221G*	2" FULL PORT EPDM MANIFOLD GASKET WITH RIB
300G	3" EPDM GASKET
300GV	300 SERIES FKM (VITON TYPE) GASKET
M301G*	3" EPDM MANIFOLD GASKET WITH RIB



ITEM	DESCRIPTION
BOOM NOZZLE ADAPTERS	
M100PA	1" FLANGED PIPE ADAPTER
M100PAC	1" FLANGED PIPE ADAPTER CAP
M100PAT	1" FLANGED PIPE ADAPTER TEE



MANIFOLD SWIVEL	
MSW220	2" FULL PORT MANIFOLD FLANGE SWIVEL



FLANGED POLY CHECK VALVES	
MCV100	1" FLANGED POLY CHECK VALVE
MCV200	2" FLANGED POLY CHECK VALVE
MCV220	2" FULL PORT FLANGED POLY CHECK VALVE



FLANGE X PVC GLUE SOCKET FITTING	
M101GSA	1" MANIFOLD FLANGE X 1" PVC GLUE SOCKET
M221GSA	2" MANIFOLD FP FLANGE X 2" PVC GLUE SOCKET
M301GSA	3" MANIFOLD FLANGE X 3" PVC GLUE SOCKET



FLANGE X SOCKET WELD - 316 SS	
M100SWFSS	1" FLANGE X 1" SOCKET WELD
M104SWFSS	1" FLANGE X 1" SOCKET WELD X 4"
M200SWFSS	2" FLANGE X 2" SOCKET WELD
M220SWFSS	2" FP FLANGE X 2" SOCKET WELD
M220375SWFSS	2" FP FLANGE X 2" SOCKET WELD X 3 3/4"
M300SWFSS	3" FLANGE X 3" SOCKET WELD
M300375SWFSS	3" FLANGE X 3" SOCKET WELD X 3 3/4"



## BANJO MANIFOLD SWEEPS

Higher flow and less pressure drop than conventional 90 degree fittings.

ITEM	DESCRIPTION
SWEEPS	
M100SWP100	1" FLANGE X FLANGE SWEEP
M100BRBSWP90	1" FLANGE X HOSE SHANK SWEEP
M100125BRBSWP90	1" FLANGE X 1 1/4" HOSE SHANK SWEEP
M200SWP90	2" FLANGE X FLANGE SWEEP
M220ASWP90	2" FULL PORT FLANGE X MALE ADAPTER SWEEP
M220BRBSWP90	2" FULL PORT FLANGE X HOSE SHANK SWEEP
M220MPTSWP90	2" FULL PORT FLANGE X MALE NPT THREAD SWEEP
M220SWP90	2" FULL PORT FLANGE X FLANGE SWEEP
M220200SWP90	2" FULL PORT FLANGE X 2" FLANGE SWEEP



ITEM	DESCRIPTION
SWEEPS	
M300MPTSWP90	3" FLANGE X MALE NPT THREAD SWEEP
M300SWP90	3" FLANGE X FLANGE SWEEP
M300BRBSWP90	3" FLANGE X HOSE SHANK SWEEP
M220SWP90SS	2" FLANGE X FLANGE SWEEP STAINLESS STEEL



SWEEPS W/GAUGE PORT (1/4" NPT)	
M100SWPG90	1" FLANGE X FLANGE SWEEP
M300ASWPG90	3" FLANGE X MALE ADAPTER SWEEP
M300MPTSWPG90	3" FLANGE X MALE NPT THREAD SWEEP
M300SWPG90	3" FLANGE X FLANGE SWEEP



## NORWESCO MANIFOLD FITTINGS

ITEM	DESCRIPTION
FLANGE X FLANGE	

62914	1" X 1"
63102	2" X 2"
63113	3" X 3"
62927	2" X 1"
62928	3" X 2"



FLANGE X CAMLOCK	
------------------	--

62926	2" X 2" MALE ADAPTER
63121	3" X 3" MALE ADAPTER



FLANGE X HOSE BARB	
--------------------	--

62917	1" X 3/4"
62918	1" X 1"
62919	1" X 1-1/4"
63105	2" X 1-1/2"
63106	2" X 2"
63115	3" X 2"
63116	3" X 3"



FLANGED TEES	
--------------	--

62912	1"
63100	2"
63111	3"



FLANGE X FPT	
--------------	--

62916	1" X 1"
63104	2" X 2"



PLUGS & PLUGS W/GAUGE PORT	
----------------------------	--

62924	1"
62925	1" X 1/4 FPT
63110	2"
63120	3"



ITEM	DESCRIPTION
FLANGE X MPT	

63098	1" X 3/4"
62915	1" X 1"
63099	1" X 1-1/4"
63103	2" X 2"
63114	3" X 3"



FLANGE X 90 DEGREE HB	
-----------------------	--

62920	1" X 3/4"
62921	1" X 1"
62922	1" X 1-1/4"
63107	2" X 1-1/2"
63108	2" X 2"
63117	3" X 2"
63118	3" X 3"



90 DEGREE FLANGED ELBOW	
-------------------------	--

62913	1"
63101	2"
63112	3"



FLANGED CROSSES	
-----------------	--

62923	1"
63109	2"
63119	3"



CLAMPS & GASKETS	
------------------	--

62932	1" CLAMP
62933	2" CLAMP
62934	3" CLAMP
62935	1" GASKET
61574	2" GASKET
61575	3" GASKET



## NIPPLES

MPT X MPT	LENGTH	PP SCH 40	PP SCH 80	BANJO	SS	NYLON
1/8 X 1/8	CLOSE	-	-	-	-	40-31548
1/4 X 1/8	CLOSE	-	-	-	-	40-31638
1/4 X 3/8	CLOSE	30-61640P	-	-	-	30-61640
1/4 X 1/4	CLOSE	80150	-	NIP025-SH	81150	30-61550
3/8 X 3/8	CLOSE	80151	62459	NIP038-SH	81151	30-61560
1/2 X 1/4	CLOSE	-	-	-	-	30-61680
1/2 X 3/8	CLOSE	80152	62455	RN050-038	-	30-61650
1/2 X 1/2	CLOSE	80153	62221	NIP050-SH	81153	30-61570
1/2 X 1/2	3"	-	62222	NIP050-3	-	-
3/4 X 3/8	CLOSE	80154	-	-	-	40-31688
3/4 X 1/2	CLOSE	80155	62233	RN075-050	-	30-61690
3/4 X 3/4	CLOSE	80156	60554	NIP075-SH	81156	30-61580
3/4 X 3/4	4"	-	62223	NIP075-4	-	-
3/4 X 3/4	6"	-	62224	NIP075-6	-	-
1 X 1/2	CLOSE	-	62456	RN100-050	-	-
1 X 3/4	CLOSE	-	62234	RN100-075	-	-
1 X 1	CLOSE	80159	60555	NIP100-SH	81159	30-61590
1 X 1	4"	-	62225	NIP100-4	-	-
1 X 1	6"	-	62226	NIP100-6	-	-
1-1/4 X 3/4	CLOSE	-	62457	RN125-075	-	-
1-1/4 X 1	CLOSE	-	62235	RN125-100	-	30-61702
1-1/4 X 1-1/4	CLOSE	80162	60556	NIP125-SH	81162	30-61610
1-1/4 X 1-1/4	4"	-	62227	NIP125-4	-	-
1-1/4 X 1-1/4	6"	-	62228	NIP125-6	-	-
1-1/2 X 1	CLOSE	-	62458	RN150-100	-	-
1-1/2 X 1-1/4	CLOSE	-	62236	RN150-125	-	-
1-1/2 X 1-1/2	CLOSE	80165	60547	NIP150-SH	81165	30-61620
1-1/2 X 1-1/2	4"	-	62229	NIP150-4	-	-
1-1/2 X 1-1/2	6"	-	62230	NIP150-6	-	-
2 X 1-1/4	CLOSE	80166	-	RN200-125	-	-
2 X 1-1/2	CLOSE	-	60549	RN200-150	-	-
2 X 2	CLOSE	-	60548	NIP200-SH	81168	30-61630
2 X 2	4"	-	62192	NIP200-4	-	-
2 X 2	6"	-	62193	NIP200-6	-	-
3 X 2	CLOSE	-	61768	RN300-200	-	-
3 X 3	CLOSE	-	61769	NIP300-SH	81169	-
3 X 3	4"	-	-	NIP300-4	-	-
3 X 3	6"	-	62232	NIP300-6	81169-6	-
4 X 3	CLOSE	-	62938	-	-	-
4 X 4	CLOSE	-	62467	NIP400-SH	81170	-





## HOSE BARBS

MPT X HB	PP SCH 40	PP SCH 80	BANJO	SS	NYLON
1/8 X 1/4	80001	-	-	-	30-60600
1/8 X 3/8	80002	-	-	-	30-60610
1/4 X 1/4	80005	-	HB025	81005	30-60630
1/4 X 3/8	80006	-	HB025-038	-	30-60640
1/4 X 1/2	80007	-	HB025-050	-	30-60650
3/8 X 1/4	80010	-	HB038-025	-	30-60680
3/8 X 3/8	80011	-	HB038	81011	30-60690
3/8 X 1/2	80012	-	HB038-050	-	30-60700
3/8 X 3/4	80014	-	HB038-075	-	30-60720
1/2 X 1/4	80015	-	HB050-025	-	30-60730
1/2 X 3/8	80016	-	HB050-038	-	30-60740
1/2 X 1/2	80017	61303	HB050	81017	30-60750
1/2 X 5/8	80018	-	-	-	30-60760
1/2 X 3/4	80019	-	HB050-075	-	30-60770
1/2 X 1	80025	-	-	-	30-60780
3/4 X 1/4	80026	-	-	-	30-60790
3/4 X 3/8	80020	-	HB075-038	-	30-60800
3/4 X 1/2	80021	-	HB075-050	-	30-60810
3/4 X 5/8	80022	-	HB0750-058	-	30-60820
3/4 X 3/4	80023	61304	HB075	81023	30-60830
3/4 X 1	80024	-	HB075-100	-	30-60840
3/4 X 1-1/4	80027	-	-	-	30-60850
1 X 3/4	80030	-	HB100-075	-	30-60890
1 X 1	80031	61305	HB100	81031	30-60900
1 X 1-1/4	80032	-	HB100-125	-	30-60910
1-1/4 X 3/4	80035	-	HB125-075	-	-
1-1/4 X 1	80036	-	HB125-100	-	30-60920
1-1/4 X 1-1/4	80037	-	HB125	81037	30-60930
1-1/4 X 1-1/2	80038	-	HB125-150	-	30-60940
1-1/2 X 3/4	80039	-	-	-	-
1-1/2 X 1	80047	-	HB150-100	-	-
1-1/2 X 1-1/4	80040	-	HB150-125	-	30-60960
1-1/2 X 1-1/2	80041	61319	HB150	81041	30-60950
1-1/2 X 2	80042	-	HB150-200	-	30-60965
2 X 1-1/2	80043	-	HB200-150	-	30-60971
2 X 2	80044	61861	HB200	81044	30-60970
2-1/2 X 2-1/2	-	-	-	81047	-
3 X 3	-	61321	HB300	81045	-
4 X 4	-	62468	HB400	81046	-



FPT X HB	PP SCH 40
1/4 X 1/4	80049
3/8 X 1/4	80050
3/8 X 3/8	80051
3/8 X 1/2	80052
1/2 X 1/4	80053
1/2 X 3/8	80054
1/2 X 1/2	80055
1/2 X 3/4	80056
3/4 X 3/8	80057
3/4 X 1/2	80058
3/4 X 3/4	80059



This product is also available from Banjo. Please refer to the Banjo catalogue, available in print form or online at [www.polywest.ca](http://www.polywest.ca).

## 90 DEGREE HOSE BARBS

MPT X HB	PP SCH 40	BANJO	NYLON
1/4 X 1/4	80060	HB025-90	30-60250
1/4 X 3/8	80061	HB025/038-90	30-60260
1/4 X 1/2	80062	HB025/050-90	30-60270
3/8 X 1/4	80065	-	30-60290
3/8 X 3/8	80066	HB038-90	30-60300
3/8 X 1/2	80067	-	30-60310
1/2 X 1/4	80070	-	40-30325
1/2 X 3/8	80071	HB050/038-90	30-60330
1/2 X 1/2	80072	HB050-90	30-60340
1/2 X 5/8	80073	-	30-60350
1/2 X 3/4	80074	HB050/075-90	30-60360
1/2 X 1	80075	-	-
3/4 X 1/4	80080	-	-
3/4 X 3/8	80081	-	30-60370
3/4 X 1/2	80082	HB075/050-90	30-60380
3/4 X 5/8	80083	-	30-60390
3/4 X 3/4	80084	HB075-90	30-60400
3/4 X 1	80085	HB075/100-90	30-60410
1 X 1/2	80086	-	-
1 X 3/4	80087	HB100/075-90	30-60450
1 X 1	80088	HB100-90	30-60460
1-1/4 X 3/4	80090	-	40-30465
1-1/4 X 1 (SCH80)	62469	HB125/100-90	30-60470
1-1/4 X 1-1/4	80092	HB125-90	30-60480
1-1/4 X 1-1/2	80093	HB125/150-90	-
1-1/2 X 3/4	80094	-	-
1-1/2 X 1	80098	-	-
1-1/2 X 1-1/4	80099	HB150/125-90	-
1-1/2 X 1-1/2	80095	HB150-90	30-60490
2 X 2	80096	HB200-90	30-60500
3 X 3	80097	HB300-90	-

	HB x HB x HB	PP Sch 40
WYES	1/4 x 1/4 x 1/4	80331
WYES	3/8 x 3/8 x 3/8	80330
WYES	1/2 x 1/2 x 1/2	80332



FPT X HB	PP SCH 40	BANJO	NYLON
1/4 X 1/4	80100	-	40-30971
1/4 X 3/8	80101	-	40-30250
3/8 X 1/4	80102	-	-
3/8 X 3/8	80103	-	-
3/8 X 1/2	80104	-	-
1/2 X 1/2	80115	-	30-60973
1/2 X 5/8	80105	-	-
1/2 X 3/4	80106	-	40-30975
3/4 X 1/2	80107	-	30-60972
3/4 X 5/8	80108	-	-
3/4 X 3/4	80109	-	30-60974

HB X HB	PP SCH 40	BANJO	NYLON
1/4 X 1/4	80130	-	30-60505
3/8 X 3/8	80131	-	30-60507
1/2 X 1/2	80132	-	30-60510
5/8 X 5/8	80133	-	30-60515
3/4 X 3/4	80134	-	30-60520
1 X 1 (SCH80)	80135	HBEL100-90	30-60522
1-1/4 X 1-1/4	80136	-	30-60524
1-1/2 X 1-1/2	80137	-	30-60530
2 X 2	80138	-	30-60540

**Many other sizes and styles are available.  
Let us help you find the one that  
best suits your needs!**

**Contact your Polywest Account Manager today!**

## PIPE ELBOWS

MPT x FPT 90	PP SCH 40	PP SCH 80	Banjo	Nylon	Stainless Steel
1/4 x 1/4	80110	-	SL025-90	-	81110
3/8 x 3/8	-	62460	SL038-90	30-61829	81111
1/2 x 1/2	80112	62243	SL050-90	30-61830	81112
3/4 x 3/4	80113	62244	SL075-90	30-61840	81113
1 x 1	-	62245	SL100-90	30-61850	81114
1-1/4 x 1-1/4	-	62246	SL125-90	30-61860	81115
1-1/2 x 1-1/2	80116	62247	SL150-90	30-61870	81116
2 x 2	80117	62199	SL200-90	30-61880	81117
3 x 3	-	62248	SL300-90	-	81118
4 x 4	-	-	-	-	81119



FPT x FPT 90	PP SCH 40	PP SCH 80	Banjo	Nylon
1/4 x 1/4	80139	-	EL025-90	-
3/8 x 3/8	-	62465	EL038-90	-
1/2 x 1/2	80140	62215	EL050-90	30-61430
3/4 x 3/4	-	62216	EL075-90	30-61440
1 x 1	-	62217	EL100-90	30-61450
1-1/4 x 1-1/4	-	62218	EL125-90	30-61460
1-1/2 x 1-1/2	-	62219	EL150-90	30-61470
2 x 2	-	62191	EL200-90	30-61480
3 x 3	-	62220	EL300-90	-



MPT x FPT 45	PP SCH 80	Banjo
1/4 x 1/4	80120	-
1/2 x 1/2	80127	-
3/4 x 3/4	62907	SL075-45
1 x 1	62908	SL100-45
1-1/4 x 1-1/4	62909	SL125-45
1-1/2 x 1-1/2	62910	SL150-45
2 x 2	62911	SL200-45
3 x 3	80125	SL300-45

## HOSE MENDERS



HB x HB	PP SCH 40	Banjo	Nylon
1/4 x 1/4	80230	HM025	30-61010
3/8 x 3/8	80231	HM038	30-61020
1/2 x 3/8	80229	-	30-60980
1/2 x 1/2	80232	HM050	30-61030
5/8 x 5/8	80233	-	30-61040
3/4 x 3/4	80234	HM075	30-61050
1 x 1	80235	HM100	30-61060
1-1/4 x 1-1/4	80236	HM125	30-61065
1-1/2 x 1-1/2	80237	HM150	30-61070
2 x 2	80238	HM200	30-61075
3 x 3	80239	HM300	-

**Many other sizes and styles are available.  
Let us help you find the one that  
best suits your needs!**

**Contact your Polywest Account Manager today!**


## REDUCER BUSHINGS



MPT X FPT	PP SCH 40	PP SCH 80	BANJO	SS	NYLON
3/8 X 1/4	80180	62466	RB038-025	81180	30-61720
1/2 X 1/4	80181	62267	RB050-025	81181	30-61730
1/2 X 3/8	80182	62268	RB050-038	81182	30-61740
3/4 X 1/8	-	62269	RB075-018	-	30-61745
3/4 X 1/4	80183	62270	RB075-025	-	30-61750
3/4 X 3/8	80184	62271	RB075-038	81184	30-61755
3/4 X 1/2	80185	62272	RB075-050	81185	30-61760
1 X 1/8	-	62273	RB100-018	-	-
1 X 1/4	-	62274	RB100-025	-	-
1 X 1/2	80186	62275	RB100-050	81186	30-61765
1 X 3/4	80187	62276	RB100-075	81187	30-61770
1-1/4 X 1/2	80188	-	-	-	40-31775
1-1/4 X 3/4	80189	62277	RB125-075	81189	30-61780
1-1/4 X 1	80190	62278	RB125-100	81190	30-61790
1-1/2 X 3/4	80191	62279	RB150-075	-	30-61792
1-1/2 X 1	80192	62280	RB150-100	81192	30-61795
1-1/2 X 1-1/4	80193	62281	RB150-125	81193	30-61800
2 X 3/4	-	62195	RB200-075	-	40-31803
2 X 1	-	62196	RB200-100	81195	30-61805
2 X 1-1/4	80196	62197	RB200-125	81196	30-61807
2 X 1-1/2	80197	62198	RB200-150	81197	30-61810
2-1/2 X 2	80198	-	-	81198	-
3 X 1-1/2	-	62282	RB300-150	-	-
3 X 2	-	60330	RB300-200	81199	30-61820
4 X 2	-	-	-	81175	-
4 X 3	-	-	RB400-300	81176	-

FPT X FPT X FPT	PP SCH 40	PP SCH 80	BANJO	SS	NYLON
1/4	80270	-	TEE025	81270	40-31255
3/8	80271	62464	TEE038	81271	-
1/2	80272	62209	TEE050	81272	30-61260
3/4	80273	62210	TEE075	81273	30-61270
1	-	62211	TEE100	81274	30-61280
1-1/4	-	62212	TEE125	81275	30-61290
1-1/2	-	62213	TEE150	81276	30-61300
2	-	62190	TEE200	81277	30-61310
2-1/2	-	-	-	81280	-
3	-	62214	TEE300	81278	-
4	-	-	-	81279	-

## FPT TEES





## FPT COUPLING

FPT x FPT	PP SCH 40	PP SCH 80	Banjo	SS	NYLON
1/4 x 1/4	80201	-	CPLG025	81201	40-31482
3/8 x 3/8	80202	62461	CPLG038	81202	40-31486
3/8 x 1/4	80203	-	-	-	-
1/2 x 1/2	80204	62237	CPLG050	81204	30-61490
1/2 x 3/8	80205	-	-	-	40-31488
3/4 x 3/8	80206	-	-	-	-
3/4 x 1/2	80207	-	-	-	40-31496
3/4 x 3/4	80208	62238	CPLG075	81208	30-61500
1 x 3/4	-	80209	RC100-075	-	-
1 x 1	80210	62239	CPLG100	81210	30-61510
1-1/4 x 1-1/4	80211	62240	CPLG125	81211	30-61520
1-1/2 x 1	-	80212	RC150-100	-	-
1-1/2 x 1-1/4	-	80213	RC150-125	-	-
1-1/2 x 1-1/2	80214	62241	CPLG150	81214	30-61530
2 x 1	-	80215	RC200-100	-	-
2 x 1-1/4	-	80216	RC200-125	-	-
2 x 1-1/2	-	80217	RC200-150	-	-
2 x 2	80218	62194	CPLG200	81218	30-61540
3 x 2	-	80219	-	-	-
3 x 3	-	62242	CPLG300	81220	-
4 x 4	-	-	-	81219	-



## GAUGE PORT TEES

FPT TEE	PP SCH 80
1/2 X 1/4	80257
3/4 X 1/8	80251
3/4 X 1/4	80252
1 X 1/4	80253
1-1/4 X 1/4	80254
1-1/2 X 1/4	80255
2 X 1/4	80256



This product is also available from Banjo. Please refer to the Banjo catalogue, available in print form or online at [www.polywest.ca](http://www.polywest.ca).

## HOSE BARB TEES



This product is also available from Banjo. Please refer to the Banjo catalogue, available in print form or online at [www.polywest.ca](http://www.polywest.ca).

HB x HB x HB	PP SCH 40	Banjo	NYLON
1/4 x 1/4 x 1/4	80240	HBT025	30-61080
3/8 x 3/8 x 3/8	80241	HBT038	30-61090
1/2 x 1/2 x 1/2	80243	HBT050	30-61110
5/8 x 5/8 x 5/8	80244	-	30-61120
3/4 x 1/2 x 1/2	80245	-	30-61130
3/4 x 3/4 x 3/4	80246	HBT075	30-61140
1 x 1 x 1	80247	HBT100	30-61150
1-1/4 x 1-1/4 x 1-1/4	80248	HBT125	30-61160
1-1/2 x 1-1/2 x 1-1/2	80249	HBT150	30-61170
2 x 2 x 2	80250	HBT200	30-61180
3 x 3 x 3	-	HBT300	-

MPT x HB x HB	PP Sch 40
1/4 x 1/4 x 1/4	80260
1/4 x 3/8 x 3/8	80261
1/4 x 1/2 x 1/2	80262
3/8 x 3/8 x 3/8	80263
3/8 x 1/2 x 1/2	80264
1/2 x 3/8 x 3/8	80265
1/2 x 1/2 x 1/2	80266
1/2 x 3/4 x 3/4	80267
3/4 x 1/2 x 1/2	80268
3/4 x 3/4 x 3/4	80269

## FPT CAPS

FPT	PP SCH 40	PP SCH 80	Banjo
1/4	80430	-	CAP025
3/8	80431	-	CAP038
1/2	80432	-	CAP050
3/4	62250	-	CAP075
1	-	62251	CAP100
1 1/4	-	-	CAP125
1 1/2	-	62253	CAP150
2	-	62200	CAP200
3	-	62254	CAP300



## FPT CROSSES

FPT	PP SCH 80	Banjo	SS
1/4	-	CR025	81337
3/8	-	CR038	81338
1/2	-	CR050	81339
3/4	62262	CR075	81340
1	62263	CR100	81341
1 1/4	62264	CR125	81342
1 1/2	62265	CR150	81343
2	62202	CR200	81344
2 1/2	-	-	81347
3	-	-	81345
4	-	-	81346

## MPT PLUGS

MPT	PP SCH 40	PP SCH 80	Banjo	SS	NYLON
1/4	80281	-	PLUG025	81281	30-61200
3/8	80282	-	PLUG038	81282	30-61210
1/2	80283	62255	PLUG050	81283	30-61220
3/4	80284	62256	PLUG075	81284	30-61230
3/4 (Sq. Hd.)	80285	-	-	-	-
1	80286	62257	PLUG100	81286	30-61240
1-1/4	80287	62258	PLUG125	81287	30-61250
1-1/2	80288	62259	PLUG150	81288	40-31252
2	60021	62201	PLUG200	81289	40-31254
3	-	62260	PLUG300	81290	-
4	-	-	-	81285	-



## THREAD SEALANTS

ITEM	ITEM	DESCRIPTION	SIZE
79013	RECTORSEAL NO. 5-C	SOFT SETTING TEFLON BASE	1/2 PINT (WITH BRUSH)
79014	RECTORSEAL NO. 5	SOFT SETTING & SLOW DRYING MULTIPURPOSE THREAD SEALANT	1 3/4 OZ. TUBE
79015	RECTORSEAL TRU-BLU	FAST DRYING FLEXIBLE TEFLON BASE. GREAT FOR HIGH VIBRATION AREAS.	1/2 PINT (WITH BRUSH)
79016	RECTORSEAL NO. 21 - BLACKJACK	BLACK MULTIPURPOSE THREAD SEALANT.	1/2 PINT (WITH BRUSH)
79017	RECTORSEAL TRU-BLU	FAST DRYING FLEXIBLE TEFLON BASE. GREAT FOR HIGH VIBRATION AREAS.	1 3/4 OZ. TUBE
79018	RECTORSEAL NO. 7	SOFT SETTING & SLOW DRYING. SUITABLE FOR USE ON IRON, STEEL, STAINLESS STEEL, BRASS, FITTINGS	1 PINT (WITH BRUSH)
79019	RECTORSEAL TRU-BLU	FAST DRYING FLEXIBLE TEFLON BASE. GREAT FOR HIGH VIBRATION AREAS.	1/4 PINT (WITH BRUSH)
79020	RECTORSEAL TRU-BLU	FAST DRYING FLEXIBLE TEFLON BASE. GREAT FOR HIGH VIBRATION AREAS.	1 PINT (WITH BRUSH)

## ANSI FLANGE KITS

Our ANSI Flange Kits come complete with mounting hardware, fittings and an EPDM gasket to convert any Class 150 ANSI Flange to 2" or 3" stainless steel MPT.

They are ideal for use with our fibreglass liquid storage tanks. Also available in stainless steel.




TYPE	SIZE	THREADED	BLIND	GASKET (EPDM)	GASKET (VITON)
CLASS 150	1	AF100	AFB100	AF100G	AF100GV
CLASS 150	1 1/2	AF150	AFB150	AF150G	AF150GV
CLASS 150	2	AF200	AFB200	AF200G	AF200GV
CLASS 150	3	AF300	AFB300	AF300G	AF300GV

ITEM	DESCRIPTION
DT-ANSI4X2	STAINLESS STEEL ANSI FLANGE KIT - 4" TO 2"
DT-ANSI4X3	STAINLESS STEEL ANSI FLANGE KIT - 4" TO 3"

## POLYPROPYLENE (YELLOW) GARDEN HOSE COUPLINGS

- Standard 3/4" opening diameter.
- Never have to use pliers to tighten to prevent leaks.
- Quick and simple way to connect and disconnect your garden hose.
- Easily connects hose to spigot, nozzle or other hose end accessories.
- Made of yellow fiberglass reinforced polypropylene- durable/rustproof



ITEM	DESCRIPTION
GHFT075A	3/4" ADAPTER X 3/4" GARDEN HOSE FEMALE THREAD
GHMT075B	3/4" COUPLER X 3/4" GARDEN HOSE MALE THREAD
GHFT075D	3/4" COUPLER X 3/4" GARDEN HOSE FEMALE THREAD
GHMT075F	3/4" ADAPTER X 3/4" GARDEN HOSE MALE THREAD
PK-GHCC075	GARDEN HOSE PREPAK

**Retail-ready blister packaged garden hose couplings are now available!  
Contact your Account Manager for more information!**

## HEAVY DUTY GARDEN HOSE SPRAY NOZZLE

- Ideal for all your spraying needs.
- Resists dents, mars and scratches.
- Stainless steel spray cap for precise spray patterns.
- Protects any surface that comes in contact with nozzle.
- Aluminum hose connection provides a tight fit, will not rust.
- Comfort-grip soft rubber provides a comfortable gripping texture.
- Heavy-duty machined aluminum construction stands up to hard use.
- Multiple spray pattern adjusts from a powerful jet stream to a gentle fan spray.

ITEM	DESCRIPTION
GHN075	3/4" GARDEN HOSE SPRAY NOZZLE
PK-GHN075	SPRAY NOZZLE PREPAK



## GARDEN HOSE FITTINGS

NO.	ITEM	SCH 40 PP	NYLON
MGHT X MPT			

1	3/4 X 3/8	80350	-
1	3/4 X 1/2	80351	30-62090
1	3/4 X 3/4	80352	30-62100

MGHT X FPT			
------------	--	--	--

2	3/4 X 1/4	80355	-
2	3/4 X 1/2	80356	30-61890
2	3/4 X 3/4	80357	30-61900

MGHT X FGHT			
-------------	--	--	--

3	3/4 X 3/4	80360	30-62070
---	-----------	-------	----------

FGHT X FPT			
------------	--	--	--

4	3/4 X 1/2	80361	30-62080
4	3/4 X 3/4	80362	-

FHGT X FGHT			
-------------	--	--	--

5	3/4 X 3/4	80363	-
---	-----------	-------	---

MPT X FGHT			
------------	--	--	--

6	3/4 X 3/4	80364	30-61910
---	-----------	-------	----------

90 DEGREE MGHT X HB			
---------------------	--	--	--

7	3/4 X 1/4 HB	80375	-
7	3/4 X 3/8 HB	80376	-
7	3/4 X 1/2 HB	80377	-
7	3/4 X 3/4 HB	80378	-



NO.	ITEM	SCH 40 PP	NYLON
GARDEN HOSE SWIVEL NUT			

8	3/4 NUT	80295	30-62030
---	---------	-------	----------

INSERTS (USE WITH SWIVEL NUT)			
-------------------------------	--	--	--

9	1/4	80296	30-60550
9	3/8	80297	30-60560
9	1/2	80298	30-60570
9	5/8	80399	30-60580
9	3/4	80300	30-60590
9	1/2 MPT	80301	-

GARDEN HOSE WASHER			
--------------------	--	--	--

10	WASHER	80302	-
----	--------	-------	---

GARDEN HOSE FILTERS			
---------------------	--	--	--

11	FILTER	80303	-
----	--------	-------	---

HOSE BARBS (MGHT X HB)			
------------------------	--	--	--

12	3/4 X 3/8 HB	80365	30-61930
12	3/4 X 1/2 HB	80366	30-61940
12	3/4 X 5/8 HB	80367	30-61950
12	3/4 X 3/4 HB	80368	30-61960

TEES (MGHT X HB)			
------------------	--	--	--

13	3/4 X 3/8 HB	80380	-
13	3/4 X 1/2 HB	80381	-
13	3/4 X 3/4 HB	80382	-

GARDEN HOSE WYE			
-----------------	--	--	--

-	1/2	80370	-
---	-----	-------	---





## PRESSURE GAUGES - LIQUID FILLED

ITEM	DESCRIPTION	SIZE (IN)	PSI RATING
PG15SG25	2-1/2" LIQUID FILLED GAUGE; 0-15 PSI	2-1/2"	0-15
PG30SG25	2-1/2" LIQUID FILLED GAUGE; 0-30 PSI	2-1/2"	0-30
PG60SG25	2-1/2" LIQUID FILLED GAUGE; 0-60 PSI	2-1/2"	0-60
PG100SG25	2-1/2" LIQUID FILLED GAUGE; 0-100 PSI	2-1/2"	0-100
PG160SG25	2-1/2" LIQUID FILLED GAUGE; 0-160 PSI	2-1/2"	0-160
PG200SG25	2-1/2" LIQUID FILLED GAUGE; 0-200 PSI	2-1/2"	0-200
PG300SG25	2-1/2" LIQUID FILLED GAUGE; 0-300 PSI	2-1/2"	0-300
PG600SG25	2-1/2" LIQUID FILLED GAUGE; 0-600 PSI	2-1/2"	0-600
BKGAUGE	4" LIQUID FILLED GAUGE; 0-60 PSI	4"	0-60
BKGAUGE100	4" LIQUID FILLED GAUGE; 0-100 PSI	4"	0-100



## PRESSURE GAUGES - DRY FILLED

ITEM	DESCRIPTION	SIZE (IN)	PSI RATING
PG15SD25	2-1/2" DRY FILLED GAUGE; 0-15 PSI	2-1/2"	0-15
PG30SD25	2-1/2" DRY FILLED GAUGE; 0-30 PSI	2-1/2"	0-30
PG60SD25	2-1/2" DRY FILLED GAUGE; 0-60 PSI	2-1/2"	0-60
PG100SD25	2-1/2" DRY FILLED GAUGE; 0-100 PSI	2-1/2"	0-100
PG160SD25	2-1/2" DRY FILLED GAUGE; 0-160 PSI	2-1/2"	0-160
PG200SD25	2-1/2" DRY FILLED GAUGE; 0-200 PSI	2-1/2"	0-200
PG300SD25	2-1/2" DRY FILLED GAUGE; 0-300 PSI	2-1/2"	0-300
PG600SD25	2-1/2" DRY FILLED GAUGE; 0-600 PSI	2-1/2"	0-600




## NOW, THERE'S AN APP FOR THAT!

TeeJet Technologies is excited to announce the release of our new spray tip selection app for Apple and Android mobile devices.

SpraySelect allows you to quickly and easily choose the proper tip for your application. Just enter speed, spacing and your target rate, select your droplet size category and a list of tip recommendations is provided. US and Metric units are supported along with six languages – English, Spanish, French, Portuguese, German and Russian.

Search "TeeJet Technologies SpraySelect" on your Apple or Android phone's app store.





## UNIVERSAL 20" SPACING TIP CHART



Refer to the chart to the left for these models:





*Turbo TeeJet*  
*Turbo TwinJet*  
*Air Induction Turbo TwinJet*  
*Turbo TeeJet Induction*  
*XR TeeJet*  
*XRC TeeJet*  
*AIXR TeeJet*  
*AI TeeJet*  
*AIC TeeJet*  
*TeeJet*  
*DG TwinJet*

	PSI	CAPACITY ONE NOZZLE IN GPM	CAPACITY ONE NOZZLE IN OZ./MIN.	20"											
				GPA								GALLONS PER 1000 SQ. FT.			
				4 MPH	5 MPH	6 MPH	8 MPH	10 MPH	12 MPH	15 MPH	20 MPH	2 MPH	3 MPH	4 MPH	5 MPH
015	15	0.092	12	6.8	5.5	4.6	3.4	2.7	2.3	1.8	1.4	0.31	0.21	0.16	0.13
	20	0.11	14	8.2	6.5	5.4	4.1	3.3	2.7	2.2	1.6	0.37	0.25	0.19	0.15
	30	0.13	17	9.7	7.7	6.4	4.8	3.9	3.2	2.6	1.9	0.44	0.29	0.22	0.18
	40	0.15	19	11.1	8.9	7.4	5.6	4.5	3.7	3.0	2.2	0.51	0.34	0.26	0.20
	50	0.17	22	12.6	10.1	8.4	6.3	5.0	4.2	3.4	2.5	0.58	0.39	0.29	0.23
	60	0.18	23	13.4	10.7	8.9	6.7	5.3	4.5	3.6	2.7	0.61	0.41	0.31	0.24
02	15	0.12	15	8.9	7.1	5.9	4.5	3.6	3.0	2.4	1.8	0.41	0.27	0.20	0.16
	20	0.14	18	10.4	8.3	6.9	5.2	4.2	3.5	2.8	2.1	0.48	0.32	0.24	0.19
	30	0.17	22	12.6	10.1	8.4	6.3	5.0	4.2	3.4	2.5	0.58	0.39	0.29	0.23
	40	0.20	26	14.9	11.9	9.9	7.4	5.9	5.0	4.0	3.0	0.68	0.45	0.34	0.27
	50	0.22	28	16.3	13.1	10.9	8.2	6.5	5.4	4.4	3.3	0.75	0.50	0.37	0.30
	60	0.24	31	17.8	14.3	11.9	8.9	7.1	5.9	4.8	3.6	0.82	0.54	0.41	0.33
025	15	0.15	19	11.1	8.9	7.4	5.6	4.5	3.7	3.0	2.2	0.51	0.34	0.26	0.20
	20	0.18	23	13.4	10.7	8.9	6.7	5.3	4.5	3.6	2.7	0.61	0.41	0.31	0.24
	30	0.22	28	16.3	13.1	10.9	8.2	6.5	5.4	4.4	3.3	0.75	0.50	0.37	0.30
	40	0.25	32	18.6	14.9	12.4	9.3	7.4	6.2	5.0	3.7	0.85	0.57	0.43	0.34
	50	0.28	36	21	16.6	13.9	10.4	8.3	6.9	5.5	4.2	0.95	0.63	0.48	0.38
	60	0.31	40	23	18.4	15.3	11.5	9.2	7.7	6.1	4.6	1.1	0.70	0.53	0.42
03	15	0.18	23	13.4	10.7	8.9	6.7	5.3	4.5	3.6	2.7	0.61	0.41	0.31	0.24
	20	0.21	27	15.6	12.5	10.4	7.8	6.2	5.2	4.2	3.1	0.71	0.48	0.36	0.29
	30	0.26	33	19.3	15.4	12.9	9.7	7.7	6.4	5.1	3.9	0.88	0.59	0.44	0.35
	40	0.30	38	22	17.8	14.9	11.1	8.9	7.4	5.9	4.5	1.0	0.68	0.51	0.41
	50	0.34	44	25	20	16.8	12.6	10.1	8.4	6.7	5.0	1.2	0.77	0.58	0.46
	60	0.37	47	27	22	18.3	13.7	11.0	9.2	7.3	5.5	1.3	0.84	0.63	0.50
04	15	0.24	31	17.8	14.3	11.9	8.9	7.1	5.9	4.8	3.6	0.82	0.54	0.41	0.33
	20	0.28	36	21	16.6	13.9	10.4	8.3	6.9	5.5	4.2	0.95	0.63	0.48	0.38
	30	0.35	45	26	21	17.3	13.0	10.4	8.7	6.9	5.2	1.2	0.79	0.60	0.48
	40	0.40	51	30	24	19.8	14.9	11.9	9.9	7.9	5.9	1.4	0.91	0.68	0.54
	50	0.45	58	33	27	22	16.7	13.4	11.1	8.9	6.7	1.5	1.0	0.77	0.61
	60	0.49	63	36	29	24	18.2	14.6	12.1	9.7	7.3	1.7	1.1	0.83	0.67
05	15	0.31	40	23	18.4	15.3	11.5	9.2	7.7	6.1	4.6	1.1	0.70	0.53	0.42
	20	0.35	45	26	21	17.3	13.0	10.4	8.7	6.9	5.2	1.2	0.79	0.60	0.48
	30	0.43	55	32	26	21	16.0	12.8	10.6	8.5	6.4	1.5	0.97	0.73	0.58
	40	0.50	64	37	30	25	18.6	14.9	12.4	9.9	7.4	1.7	1.1	0.85	0.68
	50	0.56	72	42	33	28	21	16.6	13.9	11.1	8.3	1.9	1.3	0.95	0.76
	60	0.61	78	45	36	30	23	18.1	15.1	12.1	9.1	2.1	1.4	1.0	0.83
06	15	0.37	47	27	22	18.3	13.7	11.0	9.2	7.3	5.5	1.3	0.84	0.63	0.50
	20	0.42	54	31	25	21	15.6	12.5	10.4	8.3	6.2	1.4	0.95	0.71	0.57
	30	0.52	67	39	31	26	19.3	15.4	12.9	10.3	7.7	1.8	1.2	0.88	0.71
	40	0.60	77	45	36	30	22	17.8	14.9	11.9	8.9	2.0	1.4	1.0	0.82
	50	0.67	86	50	40	33	25	19.9	16.6	13.3	9.9	2.3	1.5	1.1	0.91
	60	0.73	93	54	43	36	27	22	18.1	14.5	10.8	2.5	1.7	1.2	0.99
08	15	0.49	63	36	29	24	18.2	14.6	12.1	9.7	7.3	1.7	1.1	0.83	0.67
	20	0.57	73	42	34	28	21	16.9	14.1	11.3	8.5	1.9	1.3	0.97	0.78
	30	0.69	88	51	41	34	26	20	17.1	13.7	10.2	2.3	1.6	1.2	0.94
	40	0.80	102	59	48	40	30	24	19.8	15.8	11.9	2.7	1.8	1.4	1.1
	50	0.89	114	66	53	44	33	26	22	17.6	13.2	3.0	2.0	1.5	1.2
	60	0.98	125	73	58	49	36	29	24	19.4	14.6	3.3	2.2	1.7	1.3
10	15	0.61	78	45	36	30	23	18.1	15.1	12.1	9.1	2.1	1.4	1.0	0.83
	20	0.71	91	53	42	35	26	21	17.6	14.1	10.5	2.4	1.6	1.2	0.97
	30	0.87	111	65	52	43	32	26	22	17.2	12.9	3.0	2.0	1.5	1.2
	40	1.00	128	74	59	50	37	30	25	19.8	14.9	3.4	2.3	1.7	1.4
	50	1.12	143	83	67	55	42	33	28	22	16.6	3.8	2.5	1.9	1.5
	60	1.22	156	91	72	60	45	36	30	24	18.1	4.1	2.8	2.1	1.7
15	15	0.92	118	68	55	46	34	27	23	18.2	13.7	3.1	2.1	1.6	1.3
	20	1.06	136	79	63	52	39	31	26	21	15.7	3.6	2.4	1.8	1.4
	30	1.30	166	97	77	64	48	39	32	26	19.3	4.4	2.9	2.2	1.8
	40	1.50	192	111	89	74	56	45	37	30	22	5.1	3.4	2.6	2.0
	50	1.68	215	125	100	83	62	50	42	33	25	5.7	3.8	2.9	2.3
	60	1.84	236	137	109	91	68	55	46	36	27	6.3	4.2	3.1	2.5
20	15	1.22	156	91	72	60	45	36	30	24	18.1	4.1	2.8	2.1	1.7
	20	1.41	180	105	84	70	52	42	35	28	21	4.8	3.2	2.4	1.9
	30	1.73	221	128	103	86	64	51	43	34	26	5.9	3.9	2.9	2.4
	40	2.00	256	149	119	99	74	59	50	40	30	6.8	4.5	3.4	2.7
	50	2.24	287	166	133	111	83	67	55	44	33	7.6	5.1	3.8	3.0
	60	2.45	314	182	146	121	91	73	61	49	36	8.3	5.6	4.2	3.3



## NOZZLE SELECTION GUIDE



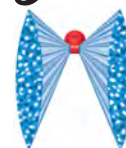
		HERBICIDES		FUNGICIDES		INSECTICIDES		DRIFT MANAGE- MENT	PWM NOZZLE CONTROL	
		SOIL APPLIED	POST-EMERGENCE		CONTACT	SYSTEMIC	CONTACT			SYSTEMIC
			CONTACT	SYSTEMIC						
	<b>Turbo TeeJet</b>		VERY GOOD	VERY GOOD	VERY GOOD	VERY GOOD	VERY GOOD	VERY GOOD	EXCELLENT	
	<b>Turbo TeeJet</b> <i>at pressures below 30 PSI (2.0 bar)</i>	GOOD	GOOD	EXCELLENT	GOOD	EXCELLENT	GOOD	EXCELLENT	VERY GOOD	EXCELLENT
	<b>Turbo TwinJet</b>	GOOD	EXCELLENT	EXCELLENT	EXCELLENT	EXCELLENT	EXCELLENT	EXCELLENT	VERY GOOD	EXCELLENT
	<b>Turbo TwinJet</b> <i>at pressures below 30 PSI (2.0 bar)</i>	VERY GOOD	VERY GOOD	EXCELLENT	VERY GOOD	EXCELLENT	VERY GOOD	EXCELLENT	EXCELLENT	EXCELLENT
	<b>Turbo TeeJet Induction</b>	EXCELLENT		EXCELLENT		EXCELLENT		EXCELLENT	EXCELLENT	
	<b>Air Induction Turbo TwinJet</b>	VERY GOOD	GOOD	EXCELLENT	GOOD	EXCELLENT	GOOD	EXCELLENT	EXCELLENT	
	<b>AI3070</b>		VERY GOOD	VERY GOOD	EXCELLENT	VERY GOOD	EXCELLENT	VERY GOOD	EXCELLENT	
	<b>XR, XRC TeeJet</b>		EXCELLENT	GOOD	EXCELLENT	GOOD	EXCELLENT	GOOD	GOOD	EXCELLENT
	<b>XR, XRC TeeJet</b> <i>at pressures below 30 PSI (2.0 bar)</i>	GOOD	GOOD	VERY GOOD	GOOD	VERY GOOD	GOOD	VERY GOOD	VERY GOOD	EXCELLENT
	<b>AIXR TeeJet</b>	VERY GOOD	GOOD	EXCELLENT	GOOD	EXCELLENT	GOOD	EXCELLENT	EXCELLENT	
	<b>AI, AIC TeeJet</b>	VERY GOOD	GOOD	EXCELLENT	GOOD	EXCELLENT	GOOD	EXCELLENT	EXCELLENT	
	<b>TwinJet</b>		EXCELLENT		EXCELLENT		EXCELLENT			GOOD
	<b>DG TwinJet</b>	VERY GOOD	VERY GOOD	EXCELLENT	VERY GOOD	EXCELLENT	VERY GOOD	EXCELLENT	VERY GOOD	GOOD
	<b>Turbo FloodJet</b>	EXCELLENT		VERY GOOD		VERY GOOD		VERY GOOD	EXCELLENT	
	<b>TurfJet</b>	EXCELLENT		EXCELLENT		EXCELLENT		EXCELLENT	EXCELLENT	
	<b>QCTF Turbo FloodJet</b>	EXCELLENT							EXCELLENT	

## TEEJET PRODUCT SELECTION

### ***Turbo TeeJet®***



### ***Turbo TwinJet® / Air Induction Turbo TwinJet®***



### ***Turbo TeeJet Induction***



### ***XR TeeJet***

### ***XRC TeeJet***



### ***AIXR TeeJet***



### ***AI TeeJet***






## TEEJET PRODUCT SELECTION


### *AIC TeeJet*



### *TwinJet®*



### *DG TwinJet®*



### *TeeJet*



### *DG TwinJet®*



### *ConeJet®*



## TEEJET COMPONENTS & ACCESSORIES

### AIR INDUCTION DUAL-PATTERN FLAT SPRAY TIPS

The AI3070 TeeJet dual flat spray tip, utilizing a patent-pending design, provides two spray patterns at complementary angles of 30° and 70° from vertical. The leading pattern provides coverage of the rear of the crop and penetration for coverage within the canopy. The trailing pattern provides thorough coverage across the top of the crop canopy. The AI3070 is ideal for fungicide application and disease control in cereal crops.

#### AI3070 Features & Benefits

- Produces two wide-angle, flat spray patterns for uniform coverage in broadcast applications
- 30° forward tilted spray penetrates dense crop canopies, while the backward tilted 70° spray maximizes coverage of the crop seed head
- Drift resistant drops are produced through the use of a venturi air aspirator
- Large, round, free passages minimize clogging
- All acetal construction for excellent chemical and wear resistance
- Removable pre-orifice for fast and easy cleaning
- Automatic alignment with the use of CP98578-1-NY cap and 98579-1-NYR cap and gasket
- Suggested spray pressure range of 20 to 90 PSI (1.5- 6 bar)



## StreamJet



### SPRAYER CONTROLS & MONITORS



## Quick TeeJet®



### VALVES



### TEEJET MANIFOLD FITTINGS



### PRESSURE & SPEED SENSORS, REGULATING VALVES



## PRESSURE RELIEF / REGULATING VALVES

23120 SERIES



6815 SERIES



### 23120 SERIES


- 302 stainless steel spring and EPDM O-ring.
- 1/4" port for pressure gauge pipe plug included.
- 1/2" or 3/4" configurations available.
- 23120A also available, same as 23120 but with 316SS spring and Viton O-ring.

### 6815 SERIES

- Standard Brass construction, also available with hardened stainless steel seat.
- 1/2" or 3/4" configurations available.

ITEM	DESCRIPTION
23120-*-PP	MODEL 23120 VALVE; 1/2" OR 3/4", 150 PSI
23120A-*-PP	MODEL 23120A VALVE; 1/2" OR 3/4", 150 PSI
6815-*-50	MODEL 6815 VALVE; 1/2" OR 3/4", 50 PSI
6815-*-300	MODEL 6815 VALVE; 1/2" OR 3/4", 300 PSI
6815-*-700	MODEL 6815 VALVE; 1/2" OR 3/4", 700 PSI

110 SERIES



8460 SERIES



### 110 SERIES

- Two different models, one for 1/4" and 3/8" connections, the other for 1", 1-1/4" and 1-1/2" connections.
- Removable bonnet for servicing unit without removing valve from line.

### 8460 SERIES

- Diaphragm type pressure relief/regulating valve for high flow rate (56 Gpm for 1/2" and 70 Gpm for 3/4").
- Stainless steel springs.

ITEM	DESCRIPTION
AA110-*-300	MODEL 110 VALVE; 1/4" OR 3/8", 300 PSI
AA110-*-700	MODEL 110 VALVE; 1/4" OR 3/8", 700 PSI
AA110-*	MODEL 110 VALVE; 1", 1-1/4", 1-1/2", 150 PSI
8460-*-50	MODEL 8460 VALVE; 1/2" OR 3/4", 50 PSI
8460-*	MODEL 8460 VALVE; 1/2" OR 3/4", 300 PSI

## THROTTLING & CONTROL VALVES



### MODEL 6B CONTROL VALVE

- Maximum pressure of 150 psi (10 bar).
- Large capacity, 12 Gpm at 5 psi pressure drop.
- Molded in mounting flange and 1/4" NPT gauge port.

### MODEL AA17 CONTROL VALVE

- For selective control of three section boom sprayers at pressures up 300 psi.
- Aluminium casing with stainless steel and plastic internals.
- Three 3/4" NPT outlets with one 3/4" accessory outlet.

ITEM	DESCRIPTION
AA6B	MODEL 6B MANUAL CONTROL VALVE
AA17Y	MODEL AA17 VALVE; 1" NPT INLET
AA17L	MODEL AA17 VALVE; 3/4" NPT INLET



### TYPE 23520 THROTTLING VALVE

- Polypropylene construction for excellent chemical resistance.
- Pressures to 150 psi (10 bar).
- Available in 1/2" or 3/4" NPT connections.

### TYPE 12795 THROTTLING VALVE

- Pressures to 150 psi (10 bar).
- Available with 1", 1-1/4" or 1-1/2" NPT connections.

ITEM	DESCRIPTION
23520-*-PP	TYPE 23520 VALVE; 1/2" OR 3/4"
12795-*	TYPE 12795 VALVE; 1", 1-1/4", 1-1/2"

## TEEJET CAPS, GASKETS & STRAINERS

1	2	3	4	5	6	7	8	10
BLACK	WHITE	RED	BLUE	GREEN	YELLOW	BROWN	ORANGE	VIOLET
CAP	FOR USE WITH SPRAY TIPS							ITEM NUMBER
	 TP(01-08)  XR(01-08)  DG  TT  TTJ  AIXR							CP25611-(x)-NY
	 TP(10-20)  XR(10-15)							CP25609-(x)-NY
	 TJ  AI  SJ3  DGTJ  TTI  AITTJ60							CP25597-(x)-NY
	 TF-VS  TF-VP							CP25599-(x)-NY
	 TK  FL  TX  TG  SHANK							CP25607-(x)-NY
	Permits the use of any nozzle or fitting with standard 1/4" or 1/8" male NPT thread. Includes cap seal gasket.							QJ4676-1/4-NYR QJ4676-1/8-NYR
 	45° & 90° Quick TeeJet caps with 1/4" NPT thread. Includes cap seal gasket.							QJ4676-45-1/4-NYR QJ4676-90-1/4-NYR
	Blank Quick TeeJet cap provides shutoff at the nozzle. Used for quick spacing change or change in spray width. Protects unused outlets on nozzle bodies.							19843-NYR
	Standard EPDM rubber cap gasket. Fits all TeeJet caps. Also available in Viton.							CP19438-EPR CP19438-VI
	Poly nozzle strainers with stainless steel mesh. 50 mesh = Red, 100 mesh = Green							8079-PP-50 8079-PP-100
	Poly check-valve strainers with spring loaded ball. 50 mesh and 100 mesh.							4193A-PP-5-50SS 4193A-PP-5-100SS
	Nylon slotted strainers designed for use with suspension fluids. #10 = 50 mesh, #20 = 25 mesh, #30 = 16 mesh.							4514-NY-10 4514-NY-20 4514-NY-32

*Quick TeeJet®*





# Quick TeeJet® Caps



## Color Code

1	2	3	4	5	6	7	8	9	10	11	12	13
Black	White	Red	Blue	Green	Yellow	Brown	Orange	Gray	Violet	Lt. Blue	Telemagenta	Lt. Green

QUICK TEEJET CAPS	PART NUMBER		FOR USE WITH FLAT SPRAY TIPS 300 PSI (20 bar) MAXIMUM PRESSURE
	QUICK TEEJET CAP ONLY	QUICK TEEJET CAP & SEAT GASKET SET	
	CP114440-*.CE	114441-*.CELR 114441-*.CELVI	<b>TeeJet® Flat Spray Tips (Smaller Capacities)</b> TP Standard -0067 to -08 DG TeeJet® XR -01 to -08 Turbo TeeJet® -01 to -08 Turbo TwinJet® OC TeeJet® AIXR TeeJet® -015 to -06
	CP25611-*.NY	25612-*.NYR	
	CP25611-9-PP¹	25612-9-PP¹	
	CP25609-*.NY	25610-*.NYR	<b>TeeJet Flat Spray Tips (Larger Capacities)</b> TP Standard -10 to -20 XR -10 to -15
	CP114442-*.CE	114443-*.CELR 114443-*.CELVI	TJ60 TwinJet® AI TeeJet® and AIUB TeeJet® AI Turbo TwinJet® -02 to -06 Turbo TeeJet® Induction -015 to -06 DG TwinJet® S3 StreamJet AIXR TeeJet® -08 to -10
	CP25597-*.NY	25598-*.NYR	
	CP114501-*.CE⁶	114502-*.CELR⁶ 114502-*.CELVI⁶	AI Turbo TwinJet® -08 to -15 Turbo TeeJet® Induction -08 to -10 Turbo TeeJet® -10 to -12
	CP98578-1-NY²	98579-1-NYR²	AI3070
	CP25595-*.NY	25596-*.NYR	<b>TeeJet Flat Spray Tips (Smaller Capacities)</b> Tips can be positioned in choice of two spray plane directions—parallel or perpendicular to wings of Quick TeeJet cap.
	CP25599-*.NY	25600-*.NYR	Turbo FloodJet® TK-VP FloodJet® TK-VS FloodJet®
	CP114444-*.CE	114445-*.CELR 114445-*.CELVI	TK FloodJet® FL FullJet® TX/TXA ConeJet® TG Full Cone Hose Shank AITXA ConeJet
	CP25607-*.NY	25608-*.NYR	
	CP25607-9-PP¹	25608-9-PP¹	
	CP25607-*.NY	—	Disc Core Seal CP18999-EPR Disc-Core (Insert Core into Seal)
	CP26277-1-NY²	26278-1-NYR²	Ceramic Disc-Core D-Disc Core TXB ConeJet® AITXB ConeJet®
	CP114395-1-NYB²	114396-1-NYR³	TXR ConeJet® 114396-1-NYR includes gasket and O-Ring (CP7717-M10.5x1.5-VI)

## SPECIALTY NOZZLES

### BOOMLESS NOZZLES WITH EXTRA WIDE FLAT SPRAY PROJECTION

The 5430 and 5880 BoomJet nozzles are used for spraying areas not easily accessed with a boom sprayer. They combine two off-center tips and three VeeJet® nozzles to produce a wide swath flat spray. While not as uniform as a boom sprayer, the BoomJet provides good distribution. Uniformity can be optimized by double overlapping spray swaths on successive sprayer passes. Remember, this also doubles the application volume.

The 5880 features a 1/4" gauge port and is supplied with one additional 1/4" NPT pipe plug and one blank tip for spraying to one side only. The 5430 utilizes a swivel design which can be adjusted to modify the spray pattern width. Both models feature 3/4" NPT female inlet threads.

#### ITEM

5880 - 3/4 - 2TOC (X)

5430 - 3/4 - 2TOC (X)



5880-3/4 NPT Female  
Back inlet connection.

5430-3/4 NPT

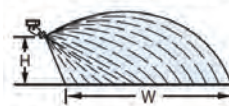


X = OFF CENTRE TIP SIZE

### LARGE CAPACITY SWIVEL SPRAY NOZZLES

Large capacity swivel nozzles, available in both single or double styles, are available with 3/4" NPT (F) inlet connections for use as boomless type nozzles. For double swivels the tabulated GPM (l/min) capacities are twice those shown for single swivels.

#### Extra Wide Flat Spray Coverage



W = Maximum effective coverage with nozzle mounted at 36" height.



Type 4629-3/4-TOC  
Single Swivel, with 3/4" NPT (F)  
pipe connection. Brass.



Type 4418-3/4-2TOC  
Double Swivel, with 3/4" NPT (F)  
pipe connection. Brass.

	PSI	GPM	"W" (FEET)	5 MPH	GPA 10 MPH	15 MPH
4629-3/4-TOC10	30	0.87	18	4.8	2.4	1.6
	40	1	18.5	5.4	2.7	1.8
	60	1.22	18.5	6.5	3.3	2.2
4629-3/4-TOC20	30	1.73	23.5	7.3	3.6	2.4
	40	2	24.5	8.1	4	2.7
	60	2.45	24.5	9.9	5	3.3
4629-3/4-TOC40	30	3.46	26	13.2	6.6	4.4
	40	4	27	14.7	7.3	4.9
	60	4.9	27	18	9	6
4629-3/4-TOC80	30	6.93	29	24	11.8	7.9
	40	8	30	26	13.2	8.8
	60	9.8	30	32	16.2	10.8
4629-3/4-TOC150	30	13	30.5	42	21	14.1
	40	15	31.5	47	24	15.7
	60	18.4	31.5	58	29	19.3
4629-3/4-TOC300	30	26	32	80	40	27
	40	30	33	90	45	30
	60	36.7	33.5	108	54	36

## COMBO-JET COMBINED SPRAY TIP/CAP/SCREEN NOZZLE SYSTEM



The right droplet size.  
The right spray tip.  
The right result.

## COMBO-JET®

Spraying isn't just about gallons per acre. To get the most effective application and minimize spray drift you need to ensure you have the right spray nozzles operating at the proper pressure, to produce the desired droplet size.

The COMBO-JET ER, SR, MR, and DR series are available in flat fan 80 and 110 degree models to let you choose the spray droplet size and angle that best suits your application. Other angle Tip-Caps are also available upon request.

### UNIQUE FEATURES

- The Tip-Cap, strainer and seal stay assembled when you remove the Tip-Cap, which makes them easier to handle and store. Only one part to handle instead of four!
- Change tips without removing your gloves
- Stainless Steel inserts are a permanent part of the cap
- New unique, longer nozzle strainer snaps easily into the cap and is removed when the cap is twisted, providing 40% more screen area to help prevent clogging.
- Large identification markings for easy visuals.

## WHY IS DROPLET SIZE SO IMPORTANT?

The Trade-Off:  
Coverage versus Drift.

Generally speaking, smaller droplets deposit on the target more effectively than larger droplets and larger droplets will drift less.

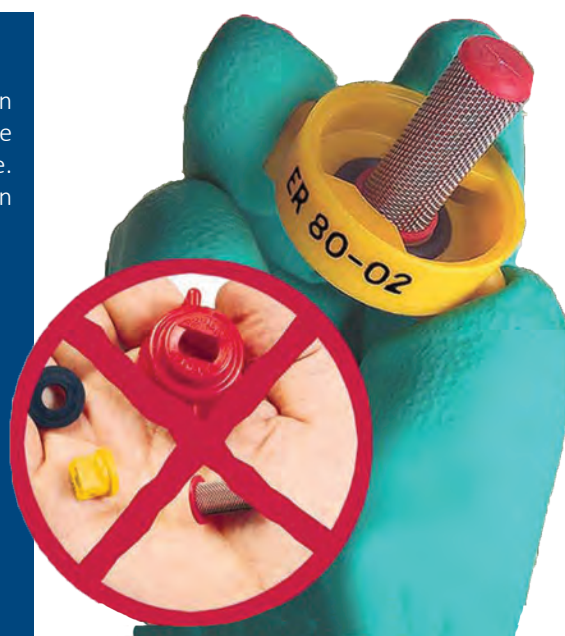

So you may need to make a choice, between coverage and drift control.

Droplet size selective tip-caps allow you to match the droplet size to your application, optimizing coverage and drift control.

### THE CLOSED CHAMBER DESIGN ADVANTAGE

Combo-Jet SR, MR & DR series Tip-Caps utilize a unique closed chamber design to create larger droplets that reduce drift. Adjusting the size of the pre-orifice and the exit orifice creates larger or smaller droplets, with the same flow rate. The SR, MR & DR models each produce a different droplet size range so you can choose the level of coverage and drift control you would like.

The major advantage of the closed chamber design is that it doesn't require an external air hole, which is susceptible to plugging.





# COMBO-JET®

COMBO-JET® Tip-Cap  
Model Performance &  
Specifications Comparison

Comparison Factor	ER Series Extended Range	SR Series Small Drop	MR Series Mid Range	DR Series Drift Control
Droplet Size <sup>1</sup>	Smallest (246µ VMD*)	Smaller (371µ VMD*)	Medium (474µ VMD*)	Largest (529µ VMD*)
% <141µ (Driftable) <sup>2</sup>	20% of volume < 141µ	8% of volume < 141µ	4% of volume < 141µ	2% of volume < 141µ
% <600µ <sup>3</sup>	94% of volume <600µ	89% of volume <600µ	74% of volume <600µ	64% of volume <600µ
Coverage	Best	Excellent	Very good	Good
Drift Potential	Most likely to drift	Lower drift potential	Major reduction	Least likely to drift
Design	Single orifice flat fan	Dual orifice flat fan	Dual orifice flat fan	Dual orifice flat fan
Serviceability	All-in-one Tip-Cap. Strainer & Pre-orifice (SR, MR, & DR) snap into Tip-Cap.			

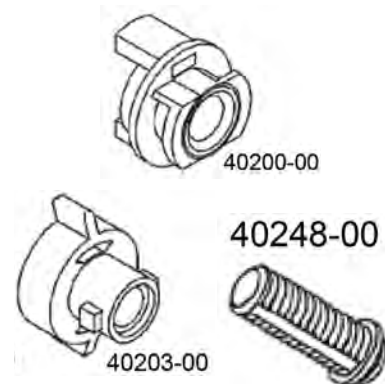
<sup>1</sup>Based on an XX110-06 nozzle @ 40 p.s.i.  
<sup>2</sup>Droplets smaller than 141µ are more likely to drift. 141µ is used as a standard for estimating drift.  
<sup>3</sup>Droplets smaller 600µ will provide better coverage. Droplets > 600µ will use more total volume, reducing coverage.

ER TIP-CAP	SR TIP-CAP	MR TIP-CAP	DR TIP-CAP
ER80-01	SR80-01	MR80-01	DR80-01
ER110-01	SR110-01	MR110-01	DR110-01
ER80-02	SR80-02	MR80-02	DR80-02
ER110-02	SR110-02	MR110-02	DR110-02
ER80-125	SR80-125	MR80-125	DR80-125
ER110-125	SR110-125	MR110-125	DR110-125
ER80-30	SR80-30	MR80-30	DR80-30
ER110-30	-	-	-

## WHAT CUSTOMERS ARE SAYING:

- "It really makes sense"
- "Finally! A nozzle you can handle while wearing rubber gloves"
- "What took you so long to think of something so simple?"
- "It's so much nicer to work with... and fewer plugged tips!"
- "I'd never go back to the old system"

ITEM #	DESCRIPTION
40200-00	ADAPTER ASSY.- CONVENTIONAL-SQUARE LUG TO COMBO-JET (Includes Seal)
40203-00	ADAPTER ASSY.- COMBO-JET TO CONVENTIONAL-SQUARE LUG (Includes Seal)
40247-00	SLOTTED STRAINER- SNAP-IN C/J, 16 MESH (Grey)
40248-00	SLOTTED STRAINER- SNAP-IN C/J, 25 MESH (Yellow)
40249-00	SLOTTED STRAINER- SNAP-IN C/J, 50 MESH (Red)
40150-00	NOZZLE STRAINER- FLANGED, 50 MESH (Red)



## RADIALOCK CAPS

Radialock Caps allows conventional flanged tips to be used on Combo-Jet and Combo-Rate nozzle bodies. There is also a broad selection of Radialock caps for other applications. Black is standard, but different colors are available as non-stocked items.



ITEM #	DESCRIPTION
40269-05	RL CAP-UNIVERSAL, SLOT- BLACK
40271-05	RL CAP-UNIVERSAL, ROUND- BLACK
40275-05	RL CAP-HARDI SLOT- BLACK
40276-05	RL CAP-WIDE SLOT- BLACK
40279-05	RL CAP-UNIVERSAL SLOT, HIGH VOLUME- BLACK
40160-00	NOZZLE GASKET- UNIVERSAL. EPDM



## SPRAY GUNS

# GunJet®

### AA43-AL-6 GUNJET TRIGGER HANDGUN

- Aluminium construction.
- Valve stem extends through entire extension length for drip-free shutoff immediately behind the spray tip.
- Trigger handle control- 1/2" NPT inlet connection.
- Comes standard with #6 orifice disc, maximum pressure rating of 200 psi.




### AA30-AL GUNJET TRIGGER HANDGUN

- Handgun molded of tough nylon with 24" aluminium wand.
- Maximum operating pressure of 250 psi.
- Outlet connection is standard 11/16" nozzle thread.
- Valve stem extends through entire extension length for drip-free shutoff immediately behind the spray tip.



### AA143-AL GUNJET SPRAY GUN

- 22-1/4" length; aluminium construction.
- Handle rotates 360° to operate from shutoff thru to max flow.
- Turning handle changes flow from cone to straight stream.
- TeeJet tips may also be used.
- Choice of pipe thread or Garden hose thread inlet.



### 22670 TRIGGERJET POLYPROPYLENE SPRAY GUN

- 1/4" FPT inlet with 15" or 24" wand.
- Adjustable ConeJet Spray tip.
- Straight and 45° adapter.
- Maximum operating pressure of 150 psi.



### 25660 LAWN SPRAY GUN

- Interchangeable nozzle tips are colour coded.
- Maximum operating pressure of 150 psi.
- Standard gray 1.5 tip. Also available with 3.0 or 4.0 tips.

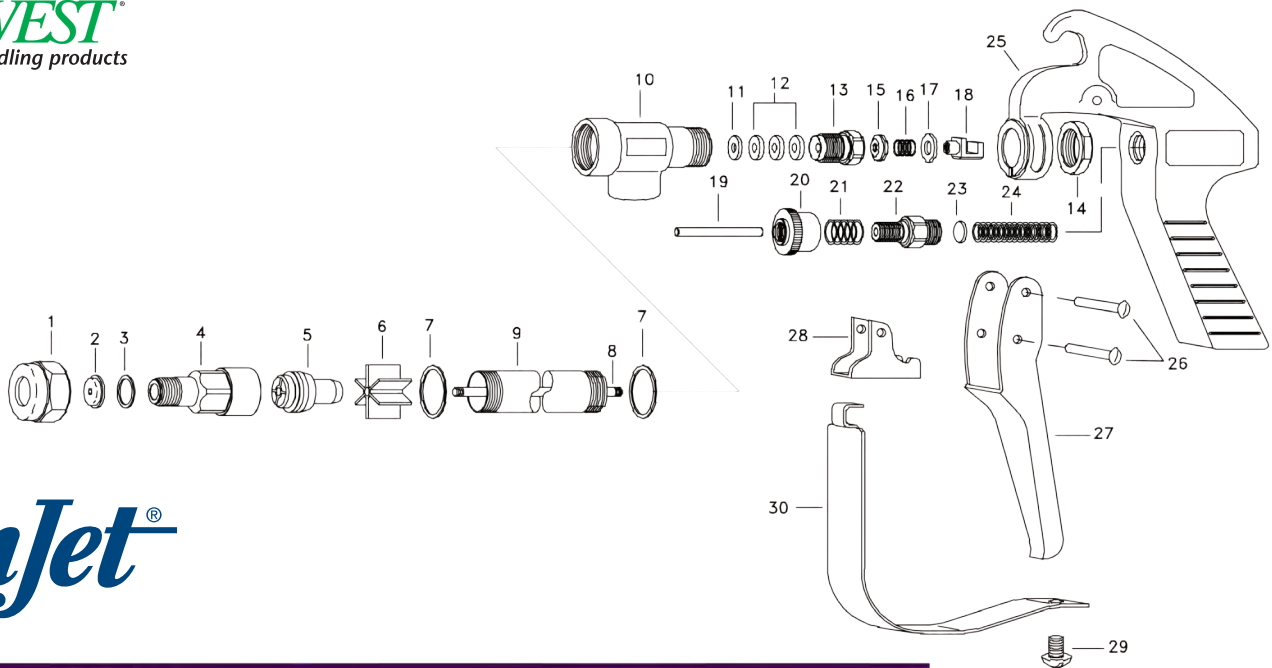


ITEM	DESCRIPTION
AA43L-AL-6	ALUMINIUM HANDGUN; TRIGGER HANDLE CONTROL
PK-AB43-AL-KIT	REPAIR KIT FOR AA143-AL HANDGUN
AA30L-22425-24	GUNJET HANDGUN
AB30L-KIT	REPAIR KIT FOR AA30L HANDGUN
AA143-AL-GH-6	HANDGUN WITH 3/4" FGHT INLET
PK-AB-143-AL-KIT	REPAIR KIT FOR AA143
22670-PP-15	GUN ASSEMBLY C/W 15" WAND EXTENSION
22670-PP-24	GUN ASSEMBLY C/W 24" WAND EXTENSION
22650-PP-1/4	HANDGUN GUN ONLY - NO WAND
5500-PPB-X8	REPLACEMENT ADJUSTABLE CONEJET TIP
25660-1.5	COMPLETE LAWN GUN WITH GRAY 1.5 TIP
22665-15-PP	15" EXTENSION FOR 25660 LAWN GUN
22665-24-PP	24" EXTENSION FOR 25660 LAWN GUN
25657-NYB	ADAPTER FOR LAWN GUN
6466	TRIGGER VALVE - VALVE ONLY

### 6466 TRIGGER VALVE

- Maximum flow rate of 2 GPM
- 250 psi rating.
- 1/4" FPT inlet.
- Use with TeeJet and ConeJet tips.





**GunJet®**

ITEM	PART NO.		DESCRIPTION
	BRASS	ALUMINUM	
1	CP1325	CP1325-AL	Cap, Brass or Aluminum
2	D-**	D-**	Orifice Disc, Hardened Stainless Steel
*	3	CP4743-NY	Gasket, Nylon
*	4	CP10566	Nozzle Housing, Brass or Aluminum
	5	10565	Seat Plug, Seat Plate, Washer & Core Sub-Assembly Brass Or Aluminum
	6	CP10571	Guide Vane, Brass or Aluminum
	7	CP6943-AL	Gasket, Aluminum (2 Req'd)
	8	CP19238-416SS	Stem, Type 416 Stainless Steel
	9	CP6604	Tubing, Brass or Aluminum
	10	CP6492	Inlet Body, Brass or Aluminum
*	11	CP6601-302SS	Packing Washer, Type 302 Stainless Steel
*	12	CP6602-LEA	Packing, Leather (3 Req'd), Standard
		CP6602-TEF	Packing, Teflon (3 Req'd), Optional
	13	CP19237	Packing Screw, Brass or Aluminum
	14	CP6599	Locknut, Brass or Steel, Zinc Plated
	15	CP9641-INP	Stem Nut, Steel, Nickel Plated
	16	CP6595-SS	Trigger Stop Spring, Stainless Steel
	17	CP7991-SS	Washer, Stainless Steel
	18	CP6597-INP	Trigger Guide, Steel, Nickel Plated
	19	CP6591-SS	Spring Stud, Stainless Steel
	20	CP6589-IZP	Stop Adjustment Nut, Steel, Zinc Plated
	21	CP6594-SS	Spring for Stop Adjustment Nut, Stainless Steel
	22	CP6588-IZP	Spring Screw, Steel, Zinc Plated
	23	CP6592-302SS	Spring Guide Washer, Type 302 Stainless Steel
	24	CP6593-1-SS	Main Spring, Stainless Steel (for Model #43L-)
		CP6593-2-SS	Main Spring, Stainless Steel (for Model #43H-)
	25	CP14477-1-AL	Handle Body, Aluminum
	26	CP7623-IZP	Rivet, Steel, Zinc Plated (2 Req'd)
	27	CP6509-INP	Trigger, Steel, Nickel Plated
	28	CP6510-INP	Trigger Stop, Steel, Nickel Plated
	29	CP11757-SS	Screw, Stainless Steel
	30	CP13798-INP	Trigger Guard, Steel, Nickel Plated

GunJet® No. AA43L - Brass, Complete, For Pressures up to 200 PSI

GunJet® No. AA43L-AL - Aluminum, Complete, For Pressures up to 200 PSI

GunJet No. AA43H - Brass, Complete, For Pressures from 200 to 800 PSI

GunJet No. AA43H-AL - Aluminum, Complete, For Pressures from 200 to 800 PSI

AB43-KIT Spare parts Kit (Includes all items marked with \*)

AB43-AL-KIT Spare parts Kit (Includes all items marked with \*)

ABCK43-KIT Conversion Kit for Adjustable Stem - Items 8, 13 & 15 (for Model #43--)

ABCK43-AL-KIT Conversion Kit for Adjustable Stem - Items 8, 13 & 15 (for Model #43-AL--)



Our complete line of ATV & Spot Sprayers come standard with a corrosion-resistant polyethylene tank which are glyphosate ready for maximum durability and longevity.

## SPOT SPRAYERS

ITEM	IMPERIAL GALLONS	US GALLONS	LITRES
5301547	8.3	10	38
5302121	12.5	15	57
5302123	16.7	20	76
5301378	20.8	25	95
5301561	25	30	114



- Hand wand clips
- 5" fill lid with tether
- 15 ft. handgun hose
- 10- 30 US Gallon capacities
- 18" lever handgun with adjustable tip
- Corrosion resistant polyethylene tank
- 12 Volt- 1.0 US Gpm- 35 psi max. diaphragm pump
- 15 & 25 US gallon models are also available with 2.1 Gpm 12 Volt pump



## DELUXE SPRAYERS




ITEM	IMPERIAL GALLONS	US GALLONS	LITRES
5301145	12.5	15	57
5301147	20.8	25	95
5301562	25	30	114



- Hand wand clips
- 5" fill lid with tether
- 15 ft. handgun hose
- 15- 30 US Gallon capacities
- Corrosion resistant polyethylene tank
- 18" pistol grip handgun with adjustable tip
- 12 Volt- 2.1 US Gpm- 60 psi max. diaphragm pump
- Pressure gauge (0-100 psi) complete with adjustable pressure manifold



## SOLO HOME AND GARDEN SPRAYERS

MODEL 418	MODEL 425	MODEL 456
<ul style="list-style-type: none"> <li>• 1 Litre capacity</li> <li>• Easy pump priming system</li> <li>• Fully adjustable nozzle for accurate spraying</li> </ul>	<ul style="list-style-type: none"> <li>• 4 US gallon Backpack Sprayer</li> <li>• Capable of pressure up to 90 psi</li> <li>• 28" shut-off valve and wand assembly</li> </ul>	<ul style="list-style-type: none"> <li>• 2.25 US gallon capacity</li> <li>• Automatic pressure release valve (max 45 psi)</li> <li>• 28" shut-off valve and wand assembly</li> <li>• 4' of high pressure hose</li> <li>• Includes 4 nozzles</li> </ul>
		
ITEM	DESCRIPTION	
418	1 LITRE ONE HAND PRESSURE SPRAYER	
456	2.25 US GALLON UTILITY SPRAYER	
425	4 US GALLON BACKPACK SPRAYER	

**solo**

## 40 US GALLON UTILITY SPRAYER

- 12 Volt- 3.8 US Gpm- 45 psi max diaphragm pump
- 18" pistol grip handgun with adjustable tip
- 8' wire harness with clips & On/Off switch
- 3 Boomless Nozzles- 30 Ft. spray width
- Corrosion resistant polyethylene tank
- 25 ft. handgun hose
- 5" fill lid with tether
- Hand wand clips



ITEM	IMPERIAL GALLONS	US GALLONS	LITRES
5302127	33.3	40	151



## 15 TO 30 GALLON TRAILER SPRAYERS

- Corrosion resistant polyethylene tank
- 15- 30 US Gallon capacities
- 5" fill lid with tether
- 2 nozzle spray boom with 80" swath
- 12 Volt- 2.1 US Gpm- 60 psi max. diaphragm pump
- 18" lever handgun with adjustable tip
- 15 ft. handgun hose
- Pressure gauge (0-100 psi)
- Adjustable pressure manifold

ITEM	IMPERIAL GALLONS	US GALLONS	LITRES
5301064	12.5	15	57
5301549	16.7	20	76
5302125/5301065	20.8	25	95
5301486	25	30	114

## 40 & 60 GALLON TRAILER SPRAYERS

- 12 Volt Pump- 2.1 GPM (40 gal); 3.8 GPM (60 gal)
- 5 nozzle (40 gal) & 7 nozzle (60 gal) spray booms
- Also available with 2.5 hp- 6 US GPM gas pump
- 18" pistol grip handgun with adjustable tip
- Corrosion resistant polyethylene tank
- 0-100 psi pressure gauge
- 5" fill lid with tether
- 25 ft. handgun hose



ITEM	IMPERIAL GALLONS	US GALLONS	LITRES
5301338	33.3	40	152
5301192	50	60	227



## BOOMLESS ATV SPRAYER

- 5" fill lid with tether
- 15 ft. handgun hose
- 25 US Gallon capacity
- Corrosion resistant polyethylene tank
- 3 nozzle boomless spraying up to 30'
- 18" pistol grip handgun with adjustable tip
- 12 Volt- 3.8 Gpm- 45 psi max. diaphragm pump
- Universal mounting brackets fit most ATV cargo racks
- Pressure gauge (0-100 psi) complete with adjustable pressure manifold



ITEM	IMPERIAL GALLONS	US GALLONS	LITRES
5302122/5301267	20.8	25	95



## 2 NOZZLE ATV SPRAYER

- Corrosion resistant polyethylene tank
- 15 & 20 US Gallon capacity
- 5" fill lid with tether
- 2 nozzle spray boom with 80" swath
- 18" lever handgun with adjustable tip
- 15 ft. handgun hose
- Pressure gauge (0-100 psi)
- Adjustable pressure manifold
- 12 Volt- 2.1 GPM- 60 psi max. diaphragm pump
- Universal mounting brackets fit most ATV cargo racks



ITEM	IMPERIAL GALLONS	US GALLONS	LITRES
5302124	12.5	15	57
5301551	16.7	20	76

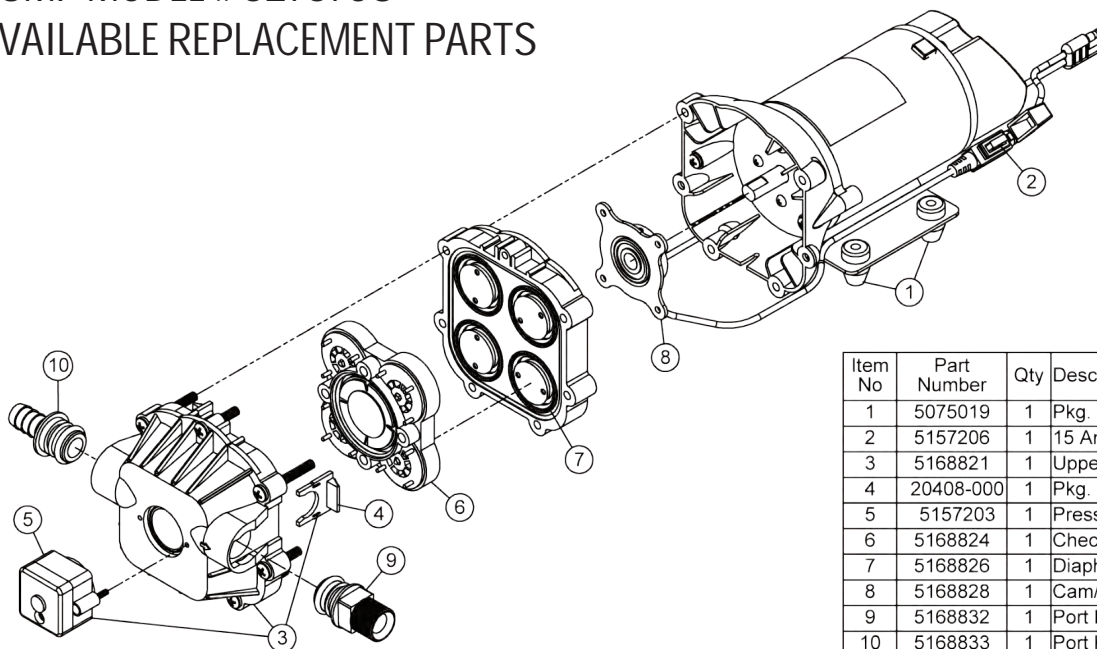
## 7 NOZZLE ATV SPRAYER

- 5" fill lid with tether
- 15 ft. handgun hose
- 25 US Gallon capacity
- 7 nozzle spray boom with 140" swath
- Corrosion resistant polyethylene tank
- 18" lever handgun with adjustable tip
- Also available with deluxe enclosed boom
- 12 Volt- 3.8 GPM- 45 psi max diaphragm pump
- Universal mounting brackets fit most ATV cargo racks
- Boom is equipped with No Drip diaphragm check valve nozzles
- Pressure gauge (0-100 psi) complete with adjustable pressure manifold



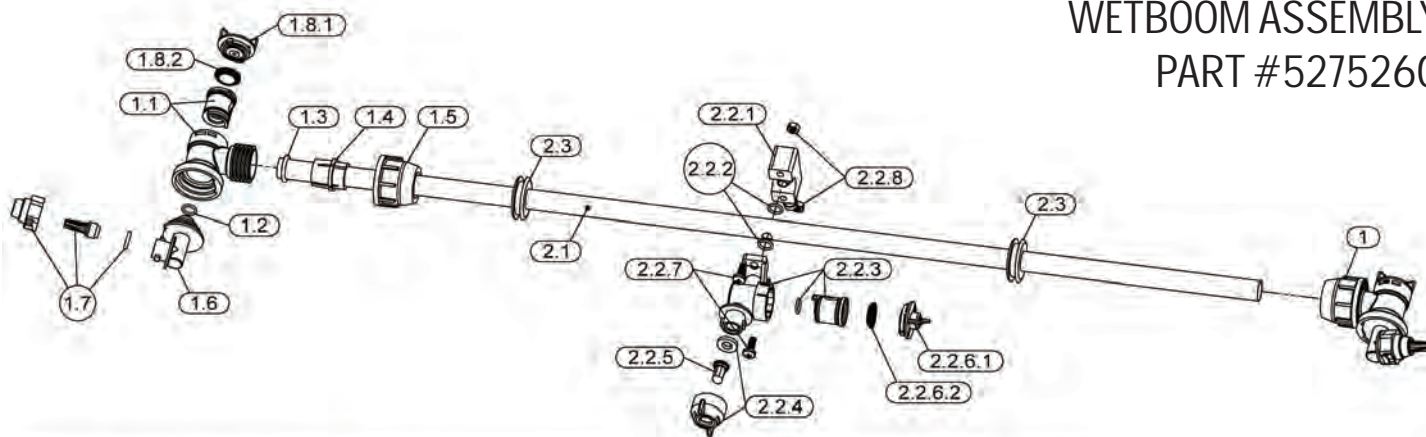
ITEM	IMPERIAL GALLONS	US GALLONS	LITRES
5301273	20.8	25	95

# EXPLODED VIEW/PARTS LIST: PUMP MODEL #5275708 AVAILABLE REPLACEMENT PARTS



Item No	Part Number	Qty	Description
1	5075019	1	Pkg. (4) Grommets
2	5157206	1	15 Amp 'Mini Blade' Fuse
3	5168821	1	Upper Housing w/Pressure Switch
4	20408-000	1	Pkg. (2) Clips (Port Fitting)
5	5157203	1	Pressure Switch Assembly
6	5168824	1	Check Valve w/O-Ring
7	5168826	1	Diaphragm Kit w/Pistons & (4) Screws
8	5168828	1	Cam/Bearing Kit, w/Set Screw
9	5168832	1	Port Kit Fitting, 1/2" MNPT
10	5168833	1	Port Kit Fitting, 1/2" Hose Barb

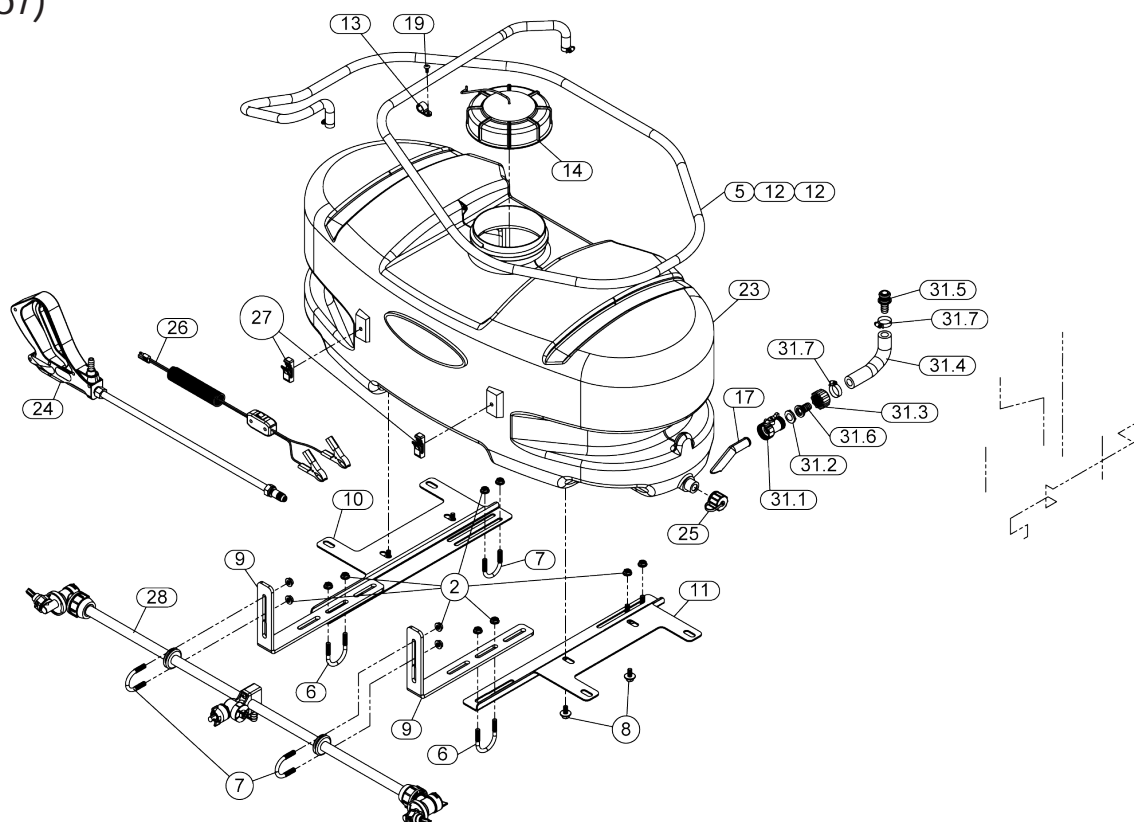
# EXPLODED VIEW/PARTS LIST: WETBOOM ASSEMBLY PART #5275260



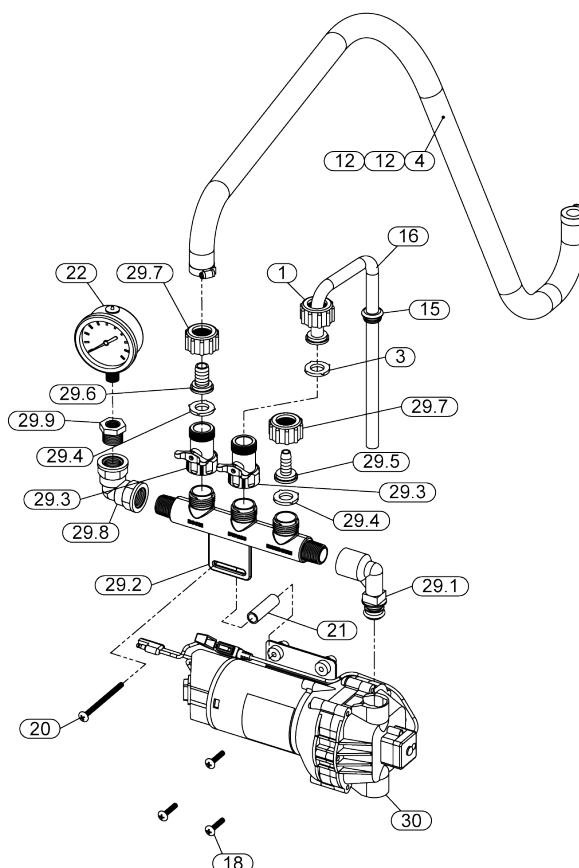
Item No	Part Number	Qty	Description
1	5275122	2	End Nozzle Assembly (Wet Boom)
1.1	5002499	1	Boomless Nozzle Body w/Core (Outer)
1.2	5072518	1	Stem O-Ring
1.3	5072517	1	Compression O-Ring
1.4	5010427	1	Compression Olive
1.5	5006348	1	Flynut
1.6	5132073	1	Nozzle Holder Stem
1.7	5274861	1	XT Spray Nozzle, Cap. & O-Ring
1.8.1	5088024	1	Yellow ON/OFF Valve Knob
1.8.2	5063255	1	Diaphragm
2	5275712	1	Wet Boom Sub-Assembly
2.1	5100316	1	Boom Tube

Item No	Part Number	Qty	Description
2.2	5275123	1	Center Nozzle Assembly (Wet Boom)
2.2.1	5051137	1	Hose Barb Saddle
2.2.2	5072509	2	O-Ring
2.2.3	5002500	1	Center Nozzle Body w/Core Boomless Boom
2.2.4	5274862	1	Center Boomless Nozzle Cap w/Gasket
2.2.5	5018329	1	Red Spray Tip
2.2.6.1	5088024	1	Yellow ON/OFF Valve Knob
2.2.6.2	5063255	1	Diaphragm
2.2.7	5117310	2	SS Screw, 6mm x 16mm (5/8")
2.2.8	5006347	2	SS Nut, 6mm
2.3	5075016	2	Rubber Grommet

# EXPLODED VIEW/PARTS LIST: 25 GALLON LAWN & GARDEN/ATV BOOMLESS SPRAYER LG-3025 (5301267)



Item No	Part Number	Qty	Description
1	5006209	1	Poly Knurled Swivel Nut, 3/4" FGHT
2	5006307	12	5/16"-18 Hex Whiz (Flange) Locknut
3	5016066	1	Garden Hose Washer
4	5020122	1	Hose, 1/2"-1 Bnd. x 48"
5	5020215	1	Hose, 3/8"-1 Bnd. x 15 Ft.
6	5034065	2	Round U-Bolt, 5/16"-18 x 1 1/2" x 2 3/16"
7	5034220	4	Round U-Bolt, 5/16"-18 x 1 5/16" x 1 3/4"
8	5034531	4	5/16"-18 x 5/8" Flange Lock Screw
9	5038665	2	Boom Mounting Bracket
10	5038667	1	Tank Mounting Plate (L.H.) (ATV)
11	5038725	1	Tank Mounting Plate (R.H.) (ATV)
12	5051114	4	Hose Clamp (3/8"-1/2")
13	5051122	1	5/8" Black Nylon Loom Cable Clamp
14	5058188	1	Tank Lid w/Lanyard
15	5075018	1	Grommet
16	5100359	1	Poly Bypass "J" Hose (3.8 Pumps & 2.1 [25] Gallon)
17	5100452	1	Siphon Tube
18	5117168	3	#10-24 x 1" Phillips Truss Head Machine Screw
19	5117234	1	#10-24 x 1/2" Phillips Truss Head Machine Screw
20	5117314	1	#10-24 x 3" Truss Head Machine Screw
21	5127192	1	Manifold Spacer (3.8gpm)
22	5167031	1	Gauge, Liquid-Filled, 0-100 PSI
23	5169243	1	25 Gallon (New Style) Tank
24	5273959	1	Deluxe Pistol-Grip Handgun w/X-26 Tip
25	5274373	1	Drain Plug Cap, Tether, and Washer Assembly
26	5274443	1	Lead Wire Assembly (w/Switch), 96"
27	5274880	1	Pkg. (2) Handgun Clips & (2) Screws
28	5275260	1	"Wet Boom" Assembly
29	5275516	1	Manifold Assembly
29.1	5010430	1	Port Kit Elbow, 1/2" FNPT
29.2	5143405	1	Manifold w/Mounting Tab
29.3	5143188	2	Nylon Shut-Off Valve (3/4" GHT)
29.4	5016066	2	Garden Hose Washer
29.5	5149034	1	Poly Swivel, 3/8" Hose Barb
29.6	5149035	1	Poly Swivel, 1/2" Hose Barb
29.7	5006209	2	Poly Knurled Swivel Nut, 3/4" FGHT
29.8	5010236	1	Poly Elbow, 1/2" FNPT x 1/2" FNPT
29.9	5041073	1	Poly Reducing Bushing, 1/2" MNPT x 1/4" FNPT
30	5275704	1	Gold Series 3.8 g.p.m. Pump
31	5275877	1	Intake Sub-Assembly
31.1	5143188	1	Nylon Shut-Off Valve (3/4" GHT)
31.2	5116242	1	Strainer, 1" Filter Washer
31.3	5006209	1	Poly Knurled Swivel Nut, 3/4" FGHT
31.4	5020497	1	1/2" Polyspring Hose x 6"
31.5	5168833	1	Port Kit Fitting, 1/2" Hose Barb
31.6	5149035	1	Poly Swivel, 1/2" Hose Barb
31.7	5051114	2	Hose Clamp (3/8"-1/2")





## WETBOOM STYLE BOOMLESS NOZZLES

- Easily convert handgun sprayer to a broadcast sprayer (3 GPM minimum)
- Nozzle assemblies fit 5275122/5275123 stainless steel tube
- Centre nozzle assembly inlet 1/2" hose
- Shut-off valves built into nozzle assembly
- 30 foot total swath
- Nozzle assemblies have built-in swivel



5275123

PART NUMBER	DESCRIPTION	COVERAGE (FEET)
5275122	POLYACETAL LEFT/RIGHT NOZZLE ASSEMBLY	13
5275123	POLYACETAL CENTER NOZZLE ASSEMBLY	4
5274751	POLYACETAL LEFT NOZZLE ASSEMBLY	13
5274752	POLYACETAL CENTER NOZZLE ASSEMBLY	4



5274751



5274752



5275122



## 12 VOLT ON/OFF WIRELESS REMOTE CONTROL

Control ALL 12 volt products up to 20 amps!

Features include:

- Collapsible antennae & button cover
- Wireless remote range: 250 Feet
- Convenient key chain clip
- Quick connect into FIMCO products
- Wire into all 12 volt products up to 20 amps

PART #	DESCRIPTION	PART SIZE
7771938	12 VOLT ON/OFF WIRELESS REMOTE CONTROL	4.25" X 7"



Rear view showing  
power in and power out  
hookups



Collapsible antennae  
& button cover





# CHEMWASH - EMERGENCY WASH KIT

- Made of rugged, heavy-duty polyethylene construction for years of reliable use.
- Convenient storage compartment is perfect for extra safety gloves and goggles.
- Steel mounting cradle allows wash kit to easily attach to any applicator



ITEM	DESCRIPTION
CW/Y	COMPLETE CHEMWASH EMERGENCY WASH KIT
AC-FU-ELCB	REPLACEMENT CAP
AC-CW-PKIT	CHEMWASH REPAIR KIT

Perfect for agricultural or industrial applications, the CHEMWASH Emergency Wash Kit has a large 25.5 liter (6.75 US Gallon) reservoir to provide a source of fresh water on-site.

It can be easily welded or bolted onto any applicator or piece of equipment using the heavy duty steel cradle. The included breakaway hose allows for fast, gravity-fed access to clean water for emergency rinsing, or use the spigot for controlled flow.

Each CHEMWASH Emergency Wash Kit comes complete with spigot, breakaway hose, all fittings, painted steel mounting cradle and dust cover for glove/goggle compartment. Created using high-strength polyethylene, the CHEMWASH Emergency Wash Kit will provide you with years of reliable and maintenance free use.

# CONVERTIBLE POLY TRAILER CART

This cart is great for general hauling. Poly tub resists corrosion, dents and scratches. It can be divided into separate compartments for increased versatility.


- 10 cu. ft. capacity
- 16" stud tread tires
- One piece bed design
- 600 lbs weight capacity
- Molded-in bed features let you add dividers and side extensions
- Tub can be tilted for dumping as well as removed from trailer hitch to be used as a wheel barrow



ITEM	DESCRIPTION
5301461/5302126	10 CUBIC FOOT POLY TRAILER CART

## FERTILIZER SOLUTION HOSE - BUMBLE BEE HOSE

ITEM	I.D.	WORKING PRESSURE	VACUUM RATING	SUGGESTED CLAMP*	
	(IN)	(PSI)	(INHG @ 68F)	HAS	TC
72080	1	80	28	16	TC120
72081	1-1/4	70	28	20	TC150
72082	1-1/2	60	28	28	TC193
72083	2	60	28	32	TC224
72087	2-1/2	50	28	-	TC287
72084	3	50	28	-	TC343
72085	4	45	28	-	TC456



- Resistant to most chemicals.
- A rugged and lightweight suction and discharge hose for Ag applications.
- Working temperature range of -30°F to 140°F with good flexibility.
- Black EPDM with yellow poly helix which acts as scuff protection.

## ENFORCER SOLUTION HOSE

- Similar to the Bumble Bee Hose but EPDM tube is also reinforced with a textile braid.
- A rugged and lightweight suction and discharge hose for Ag applications.
- Working temperature range of -30°F to 140°F with good flexibility.
- Black EPDM with black poly helix which acts as scuff protection.
- Not subject to elongation during use under pressure.
- Resistant to most chemicals.




ITEM	I.D.	WORKING PRESSURE	VACUUM RATING	SUGGESTED CLAMP*	
	(IN)	(PSI)	(INHG @ 68F)	HAS	TC
72381	1-1/4	100	28	-	TC150
72382	1-1/2	100	28	-	TC181
72383	2	100	28	-	TC250
72384	3	85	28	-	TC343
72385	4	70	28	-	TC456

## PVC SUCTION HOSE (CLEAR WITH COLORED HELIX)

ITEM	I.D.	WORKING PRESSURE	VACUUM RATING	SUGGESTED CLAMP*	
	(IN)	(PSI)	(INHG @ 68F)	HAS	TC
72090	3/4	100	28	12	-
72091	1	100	28	16	TC120
72092	1-1/4	90	28	20	TC130
72093	1-1/2	90	28	24	TC162
72094	2	70	28	32	TC206
72096	2-1/2	65	28	44	TC287
72095	3	60	28	48	TC331
72097	4	50	28	-	TC425

- A PVC suction and discharge hose for Ag, construction and industrial use.
- Flexible abrasion-resistant with rigid PVC helix scuff strip.
- Temperature range from -10°F to 130°F static or 14°F to 104°F dynamic.



\*PLEASE CONFIRM YOUR HOSE OD  
BEFORE ORDERING CLAMPS.

## HEAVY DUTY RUBBER SUCTION HOSE (EPDM WITH STEEL WIRE HELIX)

- EPDM tube reinforced with a synthetic cord AND dual spiral helix wire for added flexibility and crush resistance.
- Resistant to scuff abrasions and rough handling.
- Handles full vacuum ratings and pressures up to 150 psi.




ITEM	I.D. (IN)	WORKING PRESSURE (PSI)	SUGGESTED CLAMP	
			HAS	TC
72100	1-1/4	150	-	-
72101	1-1/2	150	-	TC196
72102	2	120	-	TC250
72104	2-1/2	100	-	TC287
72103	3	85	-	TC343
72105	4	75	-	TC456
72107	6	50	-	-

## REINFORCED (BRAIDED) VINYL TUBING

ITEM	I.D. (IN)	WORKING PRESSURE (PSI)	SUGGESTED CLAMP		COIL SIZE
			MAH	HAS	
72070	1/4	250	4	-	300'
72071	3/8	225	4	-	300'
72072	1/2	200	6	-	300'
72073	5/8	200	6	8	300'
72074	3/4	150	-	10	300'
72075	1	125	-	16	300'
72076	1-1/4	100	-	20	100'
72077	1-1/2	100	-	24	100'
72078	2	75	-	32	100'

- For use when a clear hose is needed with a higher working pressure than non-reinforced vinyl tubing.
- Clear vinyl chloride construction reinforced with a synthetic textile cord.
- Temperature range from -20°F to 150°F.
- FDA Approved for potable water.



## CLEAR VINYL TUBING (SIGHT GAUGE TUBING)

- Good to excellent resistance to most chemicals.
- Great flexibility.
- Potable water approved.




ITEM	I.D. (IN)	WORKING PRESSURE (PSI)	WALL THICKNESS
72040	1/4	50	1/16
72041	5/16	70	1/16
72042	3/8	40	1/16
72043	1/2	25	1/16
72044	5/8	40	1/8
72055	3/4	35	1/8
72056	7/8	30	1/8
72057	1	25	1/8
72060	1-1/4	40	1/4
72061	1-1/2	35	1/4
72062	2	30	1/4

\*PLEASE CONFIRM YOUR HOSE OD BEFORE ORDERING CLAMPS.

## LAY-FLAT DISCHARGE HOSE

- Economical discharge hose for agriculture, construction & industrial.
- Resistant to oils, greases, many chemicals and acids.
- PVC tube with 3 ply polyester reinforcement cords.
- Non-water absorbing and mildew-proof.
- Temperature range from -5°F to 130°F.



ITEM	I.D. (IN)	WORKING PRESSURE (PSI)	COIL SIZE (FT)
72110	1-1/2	75	300
72111	2	70	300
72114	2-1/2	60	300
72112	3	55	300
72113	4	45	300

## AG 200/300 AIR & WATER HOSE (SPRAYER HOSE - BRAIDED EPDM)

	ITEM	I.D. (IN)	WORKING PRESSURE (PSI)	SUGGESTED CLAMP*
AG200 2-BRAID REINFORCED	72001	1/4	200	MAH4
	72002	3/8	200	MAH6
	72003	1/2	200	MAH6
	72004	5/8	200	HAS10
	72005	3/4	200	HAS12
	72006	1	200	HAS16
AG300 4-BRAID REINFORCED	72010	1/4	300	MAH4
	72011	3/8	300	MAH6
	72012	1/2	300	MAH6
	72013	5/8	300	HAS10
	72014	3/4	300	HAS12
	72015	1	300	HAS16
	72016	1-1/4	200	HAS24
	72017	1-1/2	200	HAS28
	72018	2	150	HAS36

- General purpose air or water hose for agricultural and industrial applications.
- Black EPDM tube with your choice of 2 yarn reinforcement and EPDM cover or for higher working pressures, choose the 4 yarn reinforcement with EPDM cover.
- Ideal sprayer hose- used by major sprayer manufacturers.



## EVA TUBING (NH3 TUBING)

- Ethyl Vinyl Acetate plastic handles common herbicides & insecticides, anhydrous ammonia, aqua ammonia, phosphates & all liquid fertilizers.
- Full 18% EVA- best on the market for flexibility- others contain only 8-15% EVA and are much stiffer.
- Potable water approved- an excellent line for drinking water!
- 1/2" now available in opaque White.



\*PLEASE CONFIRM YOUR HOSE OD BEFORE ORDERING CLAMPS.

ITEM	I.D. (IN)	WALL THICKNESS	COIL SIZE (FT)
72020	1/4	1/8	500
72021	3/8	1/8	500
72022	1/2	1/8	500
72023	5/8	1/8	250
72024	3/4	1/8	250
72025	1	1/8	200
72026	1	5/32	200



ITEM	I.D. (IN)	WORKING PRESSURE (PSI)	COIL SIZE (FT)
72243	3/8	600	300
72242	1/2	600	300
72244	5/8	600	300
72245	3/4	600	300

## PVC HIGH PRESSURE SPRAY HOSE

- Ideal for use with fertilizers, herbicides and insecticides in Ag and lawn spray service applications.
- PVC tube and cover, co-extruded with a single braided synthetic cord.
- Temperature range from 25°F to 150°F.



## COX HOSE REELS (MANUAL & ELECTRIC)

- Solid steel construction and rolled edges for longer life and less hose damage.
- Hose drum supported by self-aligning pillow block bearings.
- Operating temperature: -20°F to 225°F
- Operating pressure: 3000 psi.
- Electric models come with 12VDC 1/3 hp motor.

ITEM	DESCRIPTION
1125-4-325	COX MANUAL HOSE REEL - 325' OF 1/2" HOSE CAPACITY
1125-4-325E	COX ELECTRIC HOSE REEL - 325' OF 1/2" HOSE CAPACITY
1125-5-175	COX MANUAL HOSE REEL - 175' OF 3/4" HOSE CAPACITY
1125-5-175E	COX ELECTRIC HOSE REEL - 175' OF 3/4" HOSE CAPACITY
15353-18	ROLLER HOSE GUIDES FOR 1125 SERIES REELS

Additional options also available!

Contact Polywest for all your reel requirements.

## HOSE ACCESSORIES



3" SUCTION STRAINER

FOG/FIRE NOZZLE



SPRING CHECK VALVE



16 MESH STRAINER



LIL' NIPPER HOSE CUTTER

ITEM	DESCRIPTION
304251	4" DIA. X 5" STRAINER - 1-1/4" INLET - 16 MESH
304361	4" DIA. X 7" STRAINER - 1-1/2" INLET - 16 MESH
304371	4" DIA. X 7" STRAINER - 2" INLET - 16 MESH
504029	2" FPT X 2" MPT ADAPTER FOR STRAINER
100750	2" FPT X 2" HB ADAPTER FOR STRAINER
504010	1-1/4" X 1-1/4" FPT SPRING CHECK VALVE/FOOT VALVE
504014	1-1/4" X 1-1/2" FPT SPRING CHECK VALVE/FOOT VALVE
504015	1-1/2" X 1-1/2" FPT SPRING CHECK VALVE/FOOT VALVE
78373	LIL' NIPPER HOSE CUTTER (UP TO 1-1/4" HOSE)
HC90RB	REPLACEMENT BLADE FOR #78373
78374	LIL' NIPPER HOSE CUTTER (UP TO 2" HOSE)
HC95RB	REPLACEMENT BLADE FOR 78374
49-71575	FOG/FIRE NOZZLE - 1-1/2" FPT
PP77303	SUCTION STRAINER - 2" FPT
PP77304	SUCTION STRAINER - 3" FPT

## REINFORCED (BRAIDED) EVA TUBING

ITEM	I.D. (IN)	WORKING PRESSURE (PSI)	COIL SIZE (FT)
72030	3/8	250	300
72031	1/2	250	300
72032	3/4	150	300
72033	1	150	200

- Highly flexible, very tough, very good stress and crack resistance even at low temperatures.
- For use in agricultural spraying, anhydrous ammonia, aqua ammonia drinking water lines.
- EVA tubing reinforced with synthetic cord.
- Temperature range from -50°F to 125°F

\*WARNING: Not for transfer of anhydrous ammonia under pressure open end discharge only.



## HOSE CLAMPS



### T-BOLT CLAMPS

- All 300-Series Stainless Steel
- 3/4" Band
- Torque Rating: 50 in. lbs.
- 7/16" Lock Nut



### WORM GEAR CLAMPS

- All 300-Series Stainless Steel
- 1/2" Band
- Torque Rating: 30 in. lbs.
- 5/16" Screw



### "MINIATURE" GEAR CLAMPS

- All 300-Series Stainless Steel
- 5/16" Band
- Perfect for sprayers
- 1/4" Screw

ITEM	HOSE OUTSIDE DIAMETER (IN)
TC120	1.20" TO 1.34"
TC130	1.30" TO 1.70"
TC150	1.50" TO 1.75"
TC162	1.62" TO 1.87"
TC181	1.81" TO 2.06"
TC193	1.93" TO 2.18"
TC206	2.06" TO 2.40"
TC218	2.18" TO 2.50"
TC224	2.24" TO 2.55"
TC231	2.31" TO 2.62"
TC250	2.50" TO 2.81"
TC287	2.87" TO 3.18"
TC312	3.12" TO 3.49"
TC331	3.31" TO 3.62"
TC343	3.43" TO 3.75"
TC425	4.25" TO 4.56"
TC438	4.38" TO 4.76"
TC456	4.56" TO 4.94"

ITEM	HOSE OUTSIDE DIAMETER (IN)
HAS6	7/16 TO 25/32
HAS8	1/2 TO 29/32
HAS10	9/16 TO 1-1/16
HAS12	11/16 TO 1-1/4
HAS16	13/16 TO 1-1/2
HAS20	13/16 TO 1-3/4
HAS24	1-1/16 TO 2
HAS28	1-5/16 TO 2-1/4
HAS32	1-9/16 TO 2-1/2
HAS36	1-13/16 TO 2-3/4
HAS40	2-1/16 TO 3
HAS44	2-5/16 TO 3-1/4
HAS48	2-9/16 TO 3-1/2
HAS52	2-13/16 TO 3-3/4
HAS56	3-1/16 TO 4
HAS60	3-5/16 TO 4-1/4
HAS64	3-9/16 TO 4-1/2
HAS72	1-7/8 TO 5

ITEM	HOSE OUTSIDE DIAMETER (IN)
MAH4	7/32 TO 5/8
MAH6	5/16 TO 7/8
MAH8	7/16 TO 1
MAH10	1/2 TO 1-1/16
MAH12	9/16 TO 1-1/4
MAH16	11/16 TO 1-1/2

## EASY HOSE CUTTING!

Lil' Nipper Hose Cutter  
Part Number 78374





## DURA-PUMP QUICK CADDY WITH METER

The Dura-Pump Quick-Caddy Frame Assembly is extremely easy to carry around and provides the ability to quickly attach the pump system to the tubular frame of an IBC/cage tank. The system includes a telescoping dip tube for versatility, 1" x 12' EPDM discharge hose, 1" x 5' EPDM suction hose, 2" camlock with hose barbs and hose clamps and ball valve nozzle. Includes accurate Dura-Meter™. The pump is self priming, can be run dry without damage, has an internal bypass, and is easily field repairable.



## DURA-PUMP EASY CADDY WITH METER

The Dura-Pump Easy-Caddy Frame Assembly provides the ability to quickly attach the pump system to the frame of the IBC/cage tank. The system includes a 1" X 12' EPDM discharge hose, 1" X 18" EPDM suction hose, 2" cam lock, with hose barbs and hose clamps, and ball valve nozzle. The pump is self priming, can be run dry without damage, has an internal bypass, and is easily field repairable.

### KEY FEATURES

- Pumps Up To 55 LPM
- Extremely easy to carry
- Easily attaches to IBC frame
- For Use With Agricultural Chemicals
- Versatile Pump Mounting Capabilities
- Ability To Handle Low and High Viscosity Liquids
- Self Priming Diaphragm Pump With internal bypass
- 12 Volt DC Motor (also available with 110 V AC Motor)



Polywest is western Canada's  
**EXCLUSIVE**  
Dura Products supplier.

Dura Products specializes in the  
manufacture of digital agricultural chemical  
meters and mini-bulk transfer pumps.

PART #	CATEGORY	DESCRIPTION
DP-3000E	AG	DURA-PRODUCTS HERBICIDE METER, 1", EPDM
DP-3000V	AG	DURA-PRODUCTS HERBICIDE METER, 1", VITON
DP-4012E	AG	DURA-PRODUCTS HERBICIDE PUMP, 12V, EPDM
DP-4012V	AG	DURA-PRODUCTS HERBICIDE PUMP, 12V, VITON
DPEM-4312E	AG	DURA-PUMP EASY CADDY, 12V, EPDM, C/W METER
DP-G4001A-E	AG	DURAPUMP GASKET KIT, EPDM O-RINGS, BOTTOM & BYPASS GASKET
DP-H4001A-E	AG	DURAPUMP HOUSING KIT, EPDM BOTTOM GASKET, SCREWS
DP-J4001	AG	DURAPUMP 5GAL CALIBRATION JUG
DP-P4016A-E	AG	DURAPUMP REPLACEMENT CARTRIDGE C/W EPDM GASKETS
DP-P4016A-V	AG	DURAPUMP REPLACEMENT CARTRIDGE C/W VITON GASKETS
DPQ-4015E	AG	DURA-PUMP QUICK CADDY, 110V, EPDM
DPQM-4312E	AG	DURA-PUMP QUICK CADDY, 12V, EPDM, C/W METER
DEF-2012ME	DEF	DURA-PUMP DEF PUMP, 12V
DEF-2015ME	DEF	DURA-PUMP DEF PUMP, 110V
DEFE-2012AE	DEF	DURA-PUMP DEF EASY CADDY, 12V, AUTO NOZZLE
DEFE-2012AE-135	DEF	DURA-PUMP 135GAL DEF TOTE C/W EASY CADDY, 12V, AUTO NOZZLE
DEFE-2015AE	DEF	DURA-PUMP DEF EASY CADDY, 110V, AUTO NOZZLE
DEFEM-2312ME	DEF	DURA-PUMP DEF EASY CADDY, 12V, C/W METER, MANUAL NOZZLE
DEFEM-2315ME	DEF	DURA-PUMP DEF EASY CADDY, 110V, C/W METER, MANUAL NOZZLE
DEFQ-2015AE	DEF	DURA-PUMP DEF QUICK CADDY, 110V, AUTO NOZZLE
DP-3000D	DEF	DURA-PUMP DEF METER, 1"
DP-N4001	DEF	DURAPUMP DEF NOZZLE, S/S, AUTOMATIC
DP-P4016A-D	DEF	DURAPUMP REPLACEMENT CARTRIDGE- DEF

## BARREL/DRUM EXPLODED VIEW

### Fill Coupler

**DP-R4027 RSV**  
Stainless Steel

For use by manufacturer and jobber to fill/refill from bulk and for on-site refilling in the field. Provides flow rate of 49 GPM.

#### **A Liquid Inlet:**

1" NPT Male Thread attaches to fill hose.

#### **B Vapor Recovery Outlet:**

1/4" NPT Female Thread attaches to hose from bulk tank to create a closed loop filling environment.

#### **C Keyed Connection:**

4 Pin Male Key connects to Container Valve for filling.

### BARBED Dispense Coupler

**DP-R3713 RSV**  
Stainless Steel

**DP-R3714 RPV**  
Poly

### VERTICAL Dispense Coupler

**DP-R5072 RSV**  
Stainless Steel

#### **D Liquid Outlet:**

3/4" Barb attaches to dispense pump suction hose.

#### **E Keyed Connection:**

4 Pin Male Key connects to Container Valve for dispensing.

**8**

### Dual Action Auto Vent

**DP-V4002**

**4**

### Tamper Evident Wire Seal

**DP-P5501 10pk**

Installed and secured through container valve eyelet, center cap and IBC eyelet.

Protects from unauthorized removal of the Container Valve.

**5**

### Container Valve

**DP-R4097-E RSV**  
Stainless Steel

**DP-R2682 RPV**  
Poly

Connects to Down Tube (#6) to create Container Valve Assembly.

Container Valve Assembly 2.5" x 5 buttress thread installs into center cap.

**F**

#### Keyed Connection:

4 Cam Female Key connects to 4 Pin Couplers to control and manage filling and dispensing.

**6**

### Down Tube 55 gal

**DP-T4810**

**7**

### RSV/RPV Container Valve Installation / Removal Tool

**DP-R4084**

Stainless Steel

Attaches to 1/2" Drive Torque Wrench to install the RSV/RPV Container Valve Assembly.

#### Torque Specifications:

RSV Container Valve is 25 ft./lbs.

RPV Container Valve is 20 ft./lbs.

(For use by Installer only)



## IBC/CAGE TOTE EXPLODED VIEW

### Fill Coupler

**DP-R4027 RSV**  
Stainless Steel

For use by manufacturer and jobber to fill/refill from bulk and for on-site refilling in the field. Provides flow rate of 49 GPM.

#### **A** Liquid Inlet:

1" NPT Male Thread attaches to fill hose.

#### **B** Vapor Recovery Outlet:

1/4" NPT Female Thread attaches to hose from bulk tank to create a closed loop filling environment.

#### **C** Keyed Connection:

4 Pin Male Key connects to Container Valve for filling.

### BARBED Dispense Coupler

**DP-R3713 RSV**  
Stainless Steel

**DP-R3714 RPV**  
Poly

### VERTICAL Dispense Coupler

**DP-R5072 RSV**  
Stainless Steel

#### **D** Liquid Outlet:

Attaches to dispense pump hose.

#### **E** Keyed Connection:

4 Pin Male Key connects to Container Valve for dispensing.

### 6" IBC Cap

**DP-C4001B-E**  
**DP-C4004B-E Vented**

### IBC/Cage Tank

135 gallon  
275 gallon  
330 gallon

### Tamper Evident Wire Seal

**DP-P5501 10PK**

Installed and secured through container valve eyelet, center cap and IBC eyelet.

Protects from unauthorized removal of the Container Valve.

### Container Valve

**DP-R4097-E RSV**  
Stainless Steel

**DP-R2682 RPV**  
Poly

Connects to Down Tube (#6) to create Container Valve Assembly. Container Valve Assembly 2.5" x 5 buttress thread installs into center cap.

#### **F** Keyed Connection:

4 Cam Female Key connects to 4 Pin Couplers to control and manage filling and dispensing.

### Down Tube

135 gal **DP-T3810**  
275 gal **DP-T4960**  
330 gal **DP-T4135**

*NOTE: Length varies based on size of container and installation type: 135, 275 and 330 gallon IBC*



### RSV/RPV Container Valve Installation / Removal Tool

**DP-R4084**  
Stainless Steel

Attaches to 1/2" Drive Torque Wrench to install the RSV/RPV Container Valve Assembly.

#### Torque Specifications:

**RSV Container Valve is 25 ft./lbs.**  
**RPV Container Valve is 20 ft./lbs.**

*(For use by Installer only)*

## GPI CHEMICAL GEAR PUMP & OPTIONAL METER

The GPI P-200H has long been the farmer's workhorse when it comes to transferring ag chemicals. With flow rates up to 30 LPM, the P-200H can transfer almost any medium to thick viscosity chemical easily and reliably.

MODEL	P-200H / PA-200H
VOLTAGE & TYPE	12 VOLT / 115 VOLT DC GEAR PUMP
FLOW RATE	UP TO 30 LPM (8 US GPM)
DUTY CYCLE	30 MIN. ON / 30 MIN. OFF (CYCLE WILL VARY WITH VISCOSITY AND TEMPERATURE)
POWER CORD	4.6M (15 FT)
NOZZLE	INCLUDED AS PART OF THE TOTE-A-PUMP COMBO
HOSE	INCLUDED AS PART OF THE TOTE-A-PUMP COMBO
MOTOR PROTECTION	20 AMP INLINE FUSE (SUPPLIED)
USAGE	MEDIUM / THICK CHEMICALS (10 TO 450 CENTIPOISE VISCOSITY) DO NOT USE WITH GASOLINE, DIESEL FUEL OR MICRO-ENCAPSULATED CHEMICALS
APPROVALS	CSA CERTIFIED
WARRANTY	2 YEAR



Shown as optional  
Tote-A-Pump combo



ITEM	DESCRIPTION
P-200H-TAP	12 VOLT MEDIUM TO HIGH VISCOSITY HERBICIDE PUMP AND FRAME
P-200H-TAP-ASSY	12 VOLT MEDIUM TO HIGH VISCOSITY HERBICIDE PUMP COMBO (INCLUDES FRAME, HOSE, DISCHARGE VALVE AND FLOW METER ASSEMBLY)
PA-200H-TAP	115 VOLT MEDIUM TO HIGH VISCOSITY HERBICIDE PUMP AND FRAME
PA-200H-TAP-ASSY	115 VOLT MEDIUM TO HIGH VISCOSITY HERBICIDE PUMP COMBO (INCLUDES FRAME, HOSE, DISCHARGE VALVE AND FLOW METER ASSEMBLY)
FM-300H-L8N	12 VOLT METER ONLY

## GAS POWERED POLYPROPYLENE PUMPS

1 1/2", 2" and 3" Polypropylene pumps are a cost effective and reliable alternative to cast aluminum and cast iron pumps and are preferable in many corrosion pumping applications.





## BANJO PUMPS

- Self priming
- Precision molded construction- increased strength
- Corrosion resistance- for a wider variety of liquids
- Low maintenance- results in less down time
- Lightweight- very portable
- Superior design to other polypropylene pumps
- better performance
- EPDM standard, FKM and Buna N seals available- the right seal for the liquid being moved

ITEM	SIZE (IN)	ENGINE
60-55015	1 1/2	HONDA GC160
60-55020	2	HONDA GC160
60-55520-OA	2	HONDA GX160
60-56520-OA	2	HONDA GX200
60-5552M-OA*	2	HONDA GX160
60-55530-OA	3	HONDA GX160
60-56530-OA	3	HONDA GX200

\*Pump has Banjo 220 series manifold inlet and outlet. Contact us for 6.5 HP GX200 configuration.

## BANJO WET SEAL PUMPS

The NEW Wet Seal 2" and 3" Banjo polypropylene pumps gives much needed dry-run capabilities to users who risk burning out their pumps seals by running their pumps dry. The pump lubricates and cools the mechanical seal, preventing pump failure that can result in expensive repairs and possible engine damage.

**HONDA**  
**ENGINES**



ITEM	SIZE (IN)	ENGINE
60-55520-OAW	2	HONDA GX160
60-56530-OAW	3	HONDA GX200



## PACER PUMPS


- Self priming
- Excellent durability, strength and resistance to chemicals & fertilizer
- ALL metal fasteners are made of Stainless Steel.
- EPDM O-rings and seals
- Powered by Honda GX & GC Series Engines for the highest level of reliability
- PROTEC engine protection kits available for the fertilizer industry

ITEM	SIZE (IN)	ENGINE
PP77004	2	HONDA GC160
PP77003	2	HONDA GX160
PP77005	3	HONDA GX160
PP77006	3	HONDA GX200

## PACER PROTEC SELF DEFENSE KIT

An adapter that provides separation between the pump and the engine. Features include:

- Oversized slinger to prevent any liquid from contacting the engine
- Extra large weep hole.
- Large cavity to handle even the most catastrophic seal failure.
- Available as a retrofit kit or as original equipment on new pump orders.



ITEM	SIZE (IN)	ENGINE
PP77004-P	2	HONDA GC160
PP77003-P	2	HONDA GX160
PP77005-P	3	HONDA GX160
PP77006-P	3	HONDA GX200
58-0015	PROTEC RETRO KIT ONLY	

## HYDRAULIC & PEDESTAL POLYPROPYLENE PUMPS & PUMP KITS



### BANJO HYDRAULIC PUMPS

ITEM	SIZE (IN)
26-200PHY	2
26-300PHY	3

### BANJO PEDESTAL PUMPS

ITEM	SIZE (IN)	IMPELLER
26-150PB	1 1/2	3 VANE
26-200PB	2	3 VANE
26-205PB	2	5 VANE
26-300PB	3	4 VANE

### BANJO WET ENDS - PUMP KIT ONLY

ITEM	SIZE (IN)	IMPELLER
26-150PO	1 1/2	3 VANE
26-200PO	2	3 VANE
26-205PO	2	5 VANE
26-300PO	3	4 VANE

### PACER HYDRAULIC PUMPS

ITEM	SIZE (IN)
PP77040	2
PP77042	3

### PACER PEDESTAL PUMPS

ITEM	SIZE (IN)
PP77070	2
PP77075	3
PP77080	BASEPLATE KIT

### PACER WET ENDS - PUMP KIT ONLY

ITEM	SIZE (IN)
PP77030	2
PP77032	3

## ELECTRIC POWERED POLYPROPYLENE PUMPS



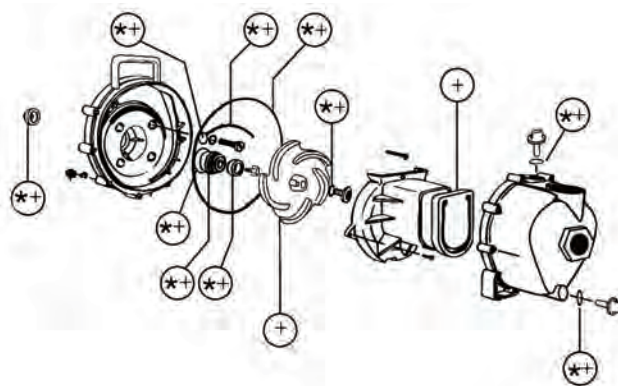
ITEM	SIZE (IN)	ENGINE	COUPLING	PHASE
60-43020-3V	2	BALDOR 3.0HP	DIRECT	1
60-45020	2	BALDOR 5.0HP	LONG	1
60-45030	3	BALDOR 5.0HP	LONG	1
60-47530	3	BALDOR 7.5HP	LONG	1

ITEM	SIZE (IN)	ENGINE	COUPLING	PHASE
PP77071	2	WIG 5.0HP	LONG	1
PP77072	2	WIG 5.0HP	LONG	3
PP77076	3	WIG 5.0HP	LONG	1
PP77077	3	WIG 5.0HP	LONG	3



## BANJO POLYPROPYLENE PUMP REPAIR KITS

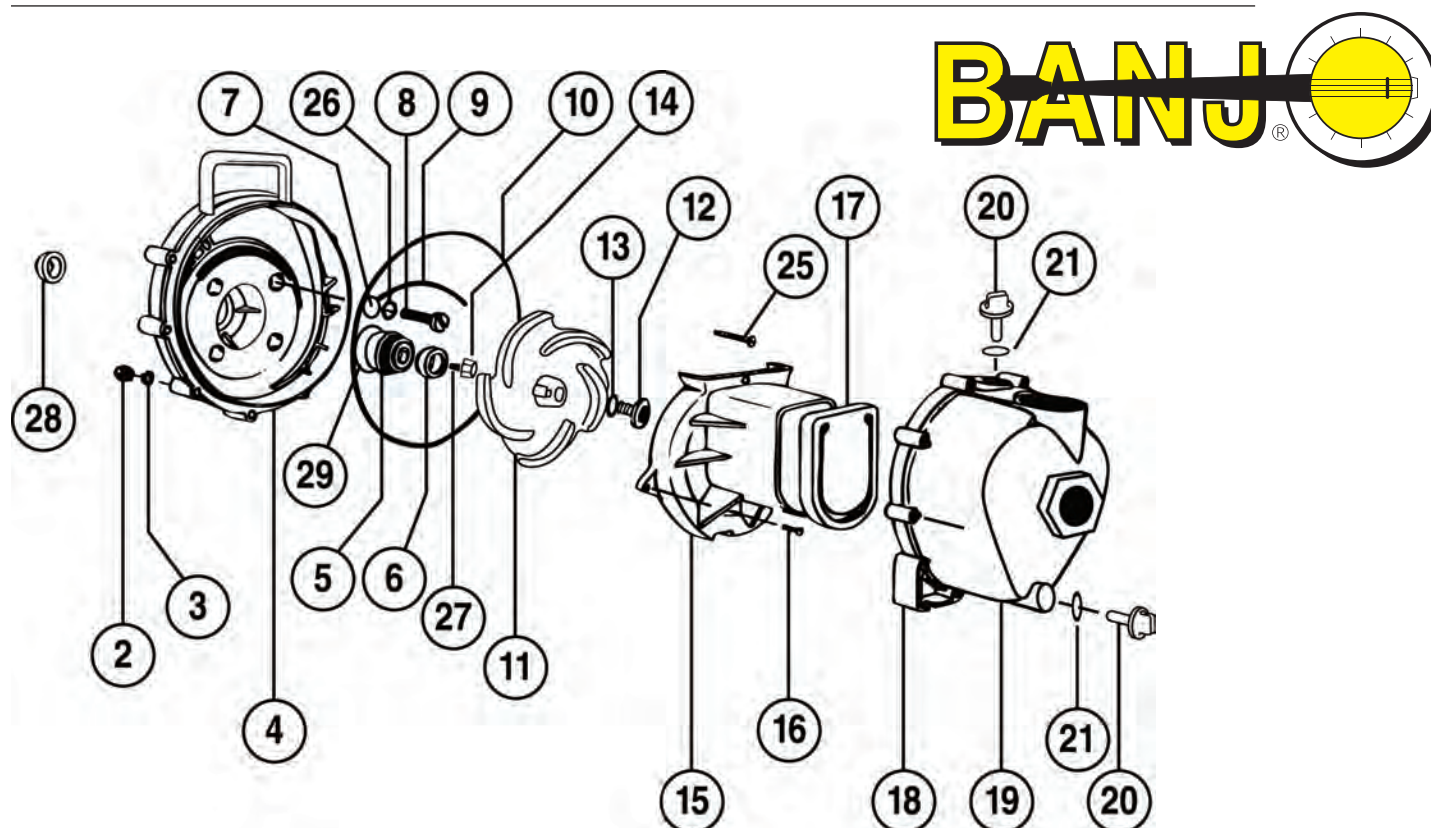
ITEM	DESCRIPTION	TYPE
26-12999A	1 1/2 & 2 IN EPDM PUMP SEAL/O-RING KIT	*
26-12999AV	1 1/2 & 2 IN FKM PUMP SEAL/O-RING KIT	*
26-12000AV	1 1/2 & 2 IN FKM PUMP REPAIR KIT	+
26-12999ABN	1 1/2 & 2 IN BUNA PUMP SEAL/O-RING KIT	*
26-12000ABN	1 1/2 & 2 IN BUNA PUMP REPAIR KIT	+
26-13999	3 IN EPDM PUMP SEAL/O-RING KIT	*
26-13999V	3 IN FKM PUMP SEAL/O-RING KIT	*
26-13000V	3 IN FKM PUMP REPAIR KIT	+
26-12000A	2 IN EPDM PUMP REPAIR KIT	



## UNIVERSAL POLYPROPYLENE PUMP REPAIR KIT

ITEM	DESCRIPTION
62-59999	Special repair kit contains parts to repair rear seal leaks in most polypropylene pumps. All rubber parts are EPDM. Kit contents include shaft seal assembly (5 & 6), O-ring screw head (7), O-ring segment (9), prime/drain plug O-ring (21), impeller bolt gasket (13) and shaft slinger (28).

## BANJO POLYPROPYLENE PUMP PARTS



## BANJO POLYPROPYLENE PUMP PARTS

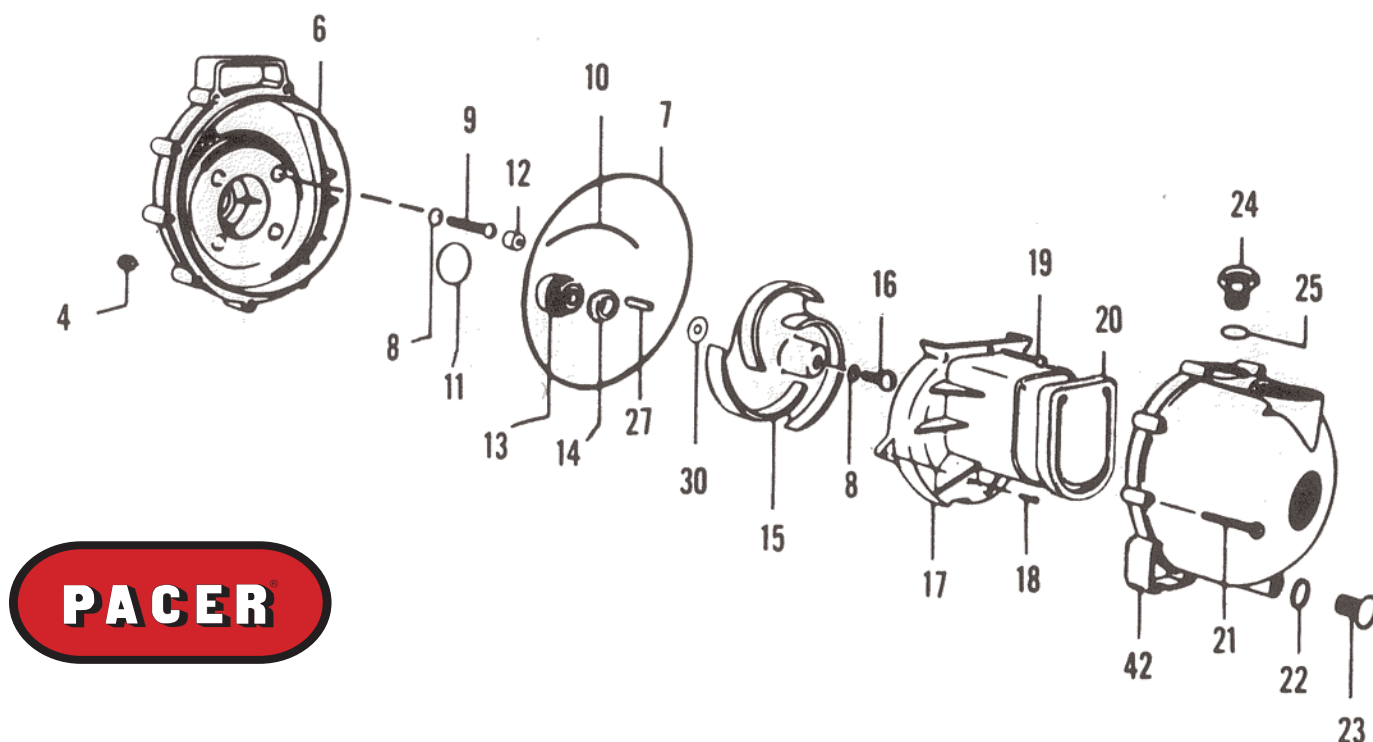
NO.	DESCRIPTION	PER PUMP	1 1/2 IN PUMPS	2 IN PUMPS	3 IN PUMPS
2	BODY NUTS SS	10	25-V07019	25-V07019	25-V07019
3	LOCK WASHER SS	10	25-V07018	25-V07018	25-V07018
4	POLY PUMP REAR BRACKET	1	26-12703A	26-12703A	26-12703A
5 & 6	SEAL ASSEMBLY*+	1	26-12713	26-12713	26-12713
	SEAL ASSEMBLY (FKM)*+	1	26-12713V	26-12713V	26-12713V
7	SCREW HEADS "O" RING*+	4	26-12717	26-12717	26-12717
	SCREW HEADS "O" RING (FKM)*+	4	26-12717V	26-12717V	26-12717V
8	BRACKET SCREWS SS	4	26-12715A	26-12715A	26-12715A
9	O-RING SEGMENT*+	1	26-12754	26-12754	26-12754
	O-RING SEGMENT (FKM)*+	1	26-12754V	26-12754V	26-12754V
10	BODY O-RING*+	1	26-12719A	26-12719A	26-12719A
	BODY O-RING (FKM)*+	1	26-12719AV	26-12719AV	26-12719AV
11	3 VANE POLY PUMP IMPELLER+	1	26-12771A	26-12771A	-
	5 VANE POLY PUMP IMPELLER+	1		26-12772	-
	4 VANE POLY PUMP IMPELLER+	1		-	26-13772
12	IMPELLER BOLT SS	1	26-12765A	26-12765A	26-12765A
13	IMPELLER BOLT GASKET*+	1	26-12774VA	26-12774VA	26-12774VA
14	IMPELLER HEX NUT	1	26-12775A	26-12775A	26-12775A
15	POLY PUMP VOLUTE	1	26-12702A	26-12702A	26-13702
16	VOLUTE SCREWS SS	2	26-12725	26-12725	26-12725
17	POLY PUMP CHECK VALVE+	1	26-12705	26-12705	26-12705
	POLY PUMP CHECK VALVE (FKM)+	1	26-12705V	26-12705V	26-12705V
18	POLY PUMP BODY ASSEMBLY	1	26-12711A	26-12712A	26-13712
19	BODY SCREWS SS	10	26-12720	26-12720	26-12720
20	PRIME / DRAIN PLUG	2	26-12777	26-12777	26-13777
21	PRIME / DRAIN PLUG O-RING*	2	25-UV15163	25-UV15163	26-13778
	PRIME / DRAIN PLUG O-RING*	2	25-UV15163V	25-UV15163V	-
25	UPPER VOLUTE SCREW SS	1	-	-	26-12900
26	REAR BRACKET WASHER SS	4	26-12901	26-12901	
27	IMPELLER KEY	1	26-12902A	26-12902A	26-12902A
28	POLY PUMP SLINGER*+	1	26-12716	26-12716	26-12716
29	O-RING FOR SEAL ASSEMBLY*+	1	26-12710	26-12710	26-12710
	O-RING FOR SEAL ASSEMBLY (FKM)*+	1	26-12710V	26-12710V	26-12710V
N/S	IMPELLER REMOVAL BOLT	1	26-12099	26-12099	26-12099

**NOTES:**

Items marked with a \* are included in a seal/O-ring kit.

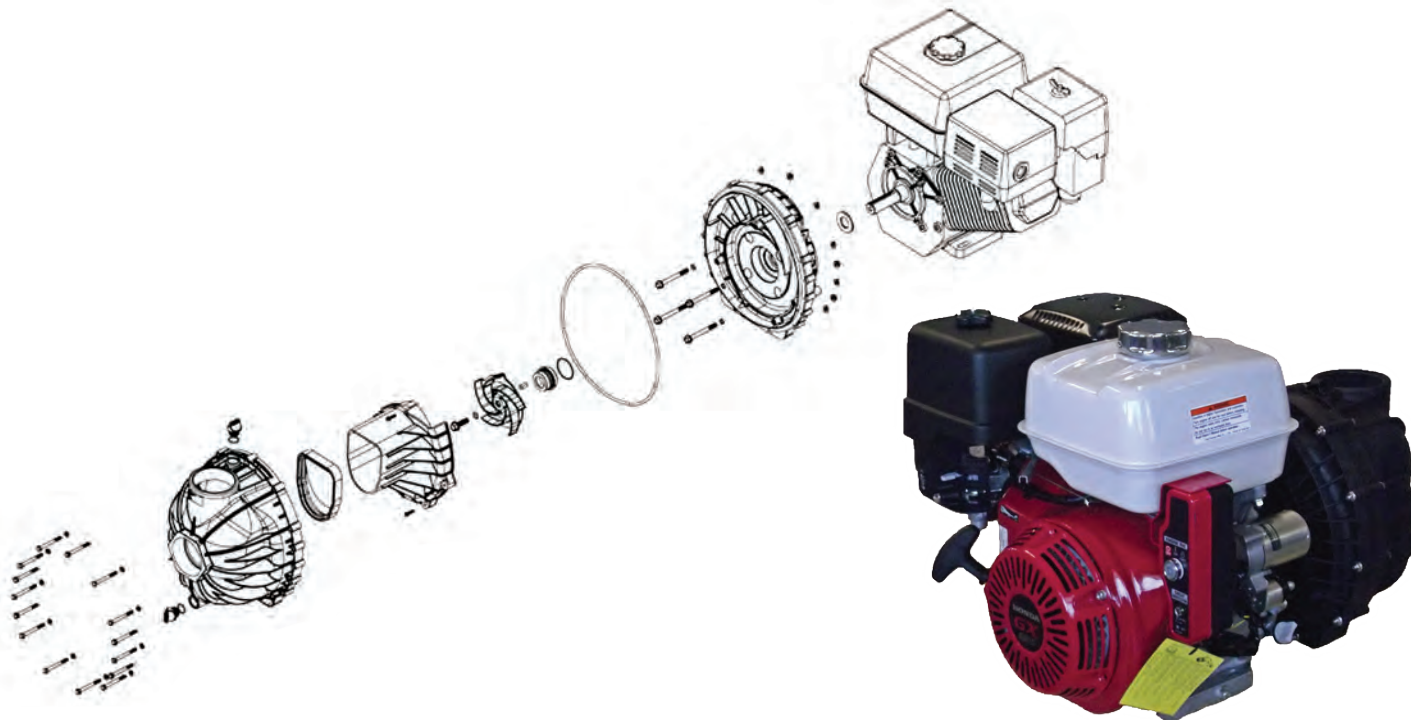
Items marked with a + are included in a pump repair kit.

## PACER POLYPROPYLENE PUMP PARTS



NO.	DESCRIPTION	2 IN PUMPS	3 IN PUMPS
-	REPAIR KIT FOR ALL PACER AND COMPETITOR PUMPS.	PP77105	PP77105
6	BODY BACK PLATE	58-0703	58-0703
7	BODY O-RING; EPDM	58-0719-72	58-0719-72
13	SHAFT SEAL; BUNA-N; 316 STAINLESS STEEL; CARBON/CERAMIC	58-0714-11	58-0714-11
13	SHAFT SEAL; EPDM; 316 STAINLESS STEEL; CARBON/CERAMIC	58-0714-12	58-0714-12
13	SHAFT SEAL; VITON; 316 STAINLESS STEEL; CARBON/CERAMIC	58-0714-14	58-0714-14
15	REPLACEMENT 5-VANE IMPELLER	58-0706	58-0706
15	REPLACEMENT 4-VANE IMPELLER	58-0975	58-0975
17	VOLUTE; FOR 5-VANE IMPELLER	58-0702	58-0702
17	VOLUTE; FOR 4-VANE IMPELLER	58-0977	58-0977
20	RUBBER CHECK VALVE; FLAPPER	58-0705	58-0705
23	DRAIN PLUG	58-0723	58-0723
24	FILLER PLUG	58-0722	58-0722
42	REPLACEMENT BODY; 2" PUMP	58-1002	
42	REPLACEMENT BODY; 3" PUMP		58-0755
-	BEARING PEDESTAL FOR PEDESTAL PUMP	58-0759	58-0759
-	PEDESTAL FOR HYDRAULIC DRIVE PUMP	58-1011	58-1011

## 1543P-390EHSP: 3" HYPRO W/ 13 HP HONDA ELECTRIC START



### Seal Repair Kit 3430-0757 contains:

(4) Ref. 3 O-ring, (1) Ref. 5 Mechanical Seal O-ring, (1) Ref. 17 Mechanical Seal, (1) Ref. 7 Impeller O-ring, (1) Ref. 10 Flapper, and (1) Ref. 16 Body O-ring.

### Shim Kit 3430-0758 contains:

(3) 1430-0034 Impeller Shim (not shown)  
(3) 1430-0035 Engine Shim (not shown)  
May be required on engines other than PowerPro™

### Ref # Torque Spec.

#4 10 ft.-lbs.  
#8 10 ft.-lbs.  
#12 45 in.-lbs.  
#21 24 in.-lbs.

Pump Head Kit 3430-0692 Includes all items less the engine (Ref. 1).

Ref. No.	Qty.	Part No.	Description
1	1	2541-0057	13 HP Honda Engine, Electric Start
2	15	2250-0087	Hex Flange Nut
3	4	1723-0149	O-ring
4	4	2210-0182	Hex Flange Bolt
5	1	1723-0148	O-ring
6	1	1610-0069	Key (square)
7	1	1723-0142	O-ring
8	1	2210-0181	Hex Flange Bolt
9	1	0150-1543P	Pump Volute

Ref. No.	Qty.	Part No.	Description
10	1	1700-0232	Flapper Valve
11	1	0100-1543PK	Pump Housing
11	1	0100-1543PG	Pump Housing Green
12	15	2210-0141	Hex Head Cap Screw
13	15	2270-0115	Flat Washer
14	1	1410-0091	Slinger Ring
15	1	0750-1543PK	Back Plate
15	1	0750-1543PG	Back Plate Green
16	1	1723-0146	O-ring
17	1	2120-0055	Mechanical Seal
18	1	0400-1543P	Impeller
19	2	2404-0350P	Fill/Drain Plug
20	2	1720-0230	O-ring
21	4	2210-0183	Hex Washer Head Screw



## POLAR PUMPS - CAST ALUMINUM

Cast Aluminium Pumps for heavy duty applications where you need the durability of a metal pump!

### HONDA GAS ENGINE POWERED PUMPS

- Honda engines- your choice of the proven GX Series (Overhead Valve) or the GC Series (Overhead Cam).
- Pumps have been approved by Honda Canada and carry Honda Canada warranty.

2" = 125 US GPM    3" = 240 US GPM



**HONDA**  
**ENGINES**



PUMP SIZE	ENGINE (HONDA)	ITEM (WITH FRAME)	ITEM (WITHOUT FRAME)
2"	5.0 HP GC SERIES	PBC2HC5.0F	PBC2HC5.0
2"	5.0 HP GC SERIES	PB2HC5.0F	PB2HC5.0
2"	5.5 HP GX SERIES	PB2HX5.5F	PB2HX5.5
3"	5.5 HP GX SERIES	PB3HX5.5F	PB3HX5.5
3"	6.5 HP GX SERIES	PB3HX6.5F	PB3HX6.5

### POLAR PUMP PARTS

Genuine repair parts for your Polar Pump. For medium duty parts list please contact your sales representative.

Polar Pump wet ends are designed for engines with standard 4-bolt pattern and 3/4" keyed crankshaft.



DESCRIPTION	2 IN PUMP ITEM	3 IN PUMP ITEM
COMPLETE POLAR PUMP WET END	PWP-KE2	PWP-KE3
MECHANICAL SHAFT SEAL	PWP-1SS	PWP-1SS
IMPELLER	PWP-2IM	PWP-3IM
DISCHARGE MANIFOLD GASKET	PWP-DPG2	PWP-DPG2
INTAKE FLAPPER GASKET	PWP-SFG2	PWP-SFG3
PUMP HOUSING O-RING	PWP-OR1	PWP-OR1
INTERIOR BOLT O-RING	PWP-OR2	PWP-OR2
BLEEDER PLUG & DRAIN PLUG O-RING	PWP-OR3	PWP-OR3
INLET FITTING	PWP-2INLET	PWP-3INLET
OUTLET FITTING	PWP-2OUTLET	PWP-3OUTLET
PUMP BELL HOUSING	PWP-BH	PWP-BH
PUMP BACK PLATE	PWP-BP	PWP-BP
COMPLETE HARDWARE PACKAGE	PWP-BPKG	PWP-BPK6
INLET FLAPPER WEIGHT	PWP-FLPWGT2	PWP-FLPWGT3
DRAIN/BLEEDER PLUG	PWP-PLUG	PWP-PLUG
STEEL SHAFT SLEEVE	PWP-SSLV	PWP-SSLV
VOLUTE	PWP-V2	PWP-V3
VOLUTE GASKET	PWP-VG	PWP-VG
SHAFT KEY	PWP-VK	PWP-VK

## 1" ALUMINUM TRANSFER PUMP

- New and improved Honda GX25 OHV engine
- Pumps up to 37 gpm
- Runs on regular gasoline
- Mechanical (Carbon Ceramic) seal
- No need to mix oil and gas
- Weighs only 10 lbs
- 1-yr commercial warranty

ITEM	SIZE (IN)	DESCRIPTION
PWP1H	1	ALUMINUM PUMP W/1.0 HP HONDA GX25 ENGINE



## PACER ECONO AG PUMP

Standard 2" Pacer wet end and a reliable North American made Briggs & Stratton Engine make this pump an excellent economical alternative to our Honda powered line of transfer pumps.



ITEM	SIZE (IN)	DESCRIPTION
PP77002	2	PACER PUMP W/3.5 HP BRIGGS & STRATTON ENGINE



## HONDA ENGINES

You know the name, the reputation and the performance. Ideal replacement engines for pumps, augers- whatever your application, the 4-stroke Honda engine technology has proven itself on the Prairies.

ITEM	SIZE (HP)	DESCRIPTION
GC160QFC	5.0	HONDA GC160QHC-OHC
GX160QXE	5.5	HONDA GX160K1QH-OHV, OIL ALERT, ELECTRIC START
GX160QX	5.5	HONDA GX160K1QX-OHV W/ OIL ALERT
GX200QXE	6.5	HONDA GX200K1QH-OHV, , OIL ALERT, ELECTRIC START
GX200QX	6.5	HONDA GX200K1QX-OHV W/ OIL ALERT
GX270QA	9.0	HONDA GX270QAE-OHV W/ OIL ALERT
GX390QA	13.0	HONDA GX390, 13HP, KEYED SHAFT, OIL ALERT
GX390QXE	13.0	HONDA GX390, 13HP, KEYED SHAFT, OIL ALERT, ELECTRIC START

**HONDA**  
ENGINES



GAS ENGINE  
CONVERSION  
CHART  
FROM HP  
TO MODEL  
NUMBER

HP	MODEL #
4	GX120
5.5	GX160
6	GX200
8	GX240
9	GX270
11	GX340
13	GX390

## INDUSTRIAL DUTY PUMPS

Polywest is a distributor of AMT Pumps. AMT is a subsidiary of Gorman-Rupp, one of North America's top manufacturers of industrial grade pumps. Through AMT we have access to a variety of pumps including 2", 3", 4" and 6" trash pumps; firefighting pumps; 2", 3" and 4" diaphragm pumps; chemical, marine, sprinkler and spa pumps; coolant pumps; gear pumps; mag drive, peristaltic bellows and oscillating pumps; and rotary and piston drum pumps.



**GORMAN-RUPP**  
PUMPS

**AMT**  
A Subsidiary of The Gorman-Rupp Company

Contact your Account Manager for more information!

## STAINLESS STEEL PUMPS

- Carbon ceramic seal consists of 316 stainless steel cup and spring with FKM elastomer
- All 316 stainless steel wettable internal components: - Impeller- Sleeve- Wear Plate- Fasteners
- 316 stainless steel housing
- Dynamic balanced impeller



**HONDA**  
**ENGINES**




ITEM	SIZE (IN)	ENGINE / STYLE
60-55520-SS	2	HONDA GX160
60-56520-SS	2	HONDA GX200
60-51130	3	HONDA GX340
60-51330-SS	3	HONDA GX390
26-200PB-SS	2	PEDESTAL MOUNT
26-300PB-SS	3	PEDESTAL MOUNT
26-200PO-SS	2	PUMP ONLY
26-300PO-SS	3	PUMP ONLY
60-200PHYSS	2	HYDRAULIC MOTOR
60-300PHYSS	3	HYDRAULIC MOTOR

## CAST IRON PUMPS

### HIGH PERFORMANCE - NEW DESIGN - CAST IRON PUMPS

- Cast iron construction for rugged dependable service
- Replaceable inlet and outlet flanges
- Dynamic balanced impeller
- Graphite loaded silicon carbide seal
- Stainless steel cup and spring with FKM rubber
- High volumes- to 650 GPM

ITEM	SIZE (IN)	ENGINE / STYLE
60-55522	2	HONDA GX160
60-56522	2	HONDA GX200
60-51333	3	HONDA 13 HP
26-444PIH24	4	HONDA V-TWIN 24 HP
60-50222-I	2	PEDESTAL MOUNT
26-333PBI	3	PEDESTAL MOUNT
26-444PBI	4	PEDESTAL MOUNT
26-222POI	2	PUMP ONLY
60-55H222	2	HYDRAULIC MOTOR



**HONDA**  
**ENGINES**

### TRADITIONAL CAST IRON PUMPS

Fabricated using a design similar to the Banjo stainless steel pumps, traditional cast iron pumps are available in a variety of configurations.

Contact your Account Manager for more information.

- Dynamically balanced impeller.
- Replaceable inlet and outlet flanges.
- Carbon ceramic seal
- Stainless steel cup and spring with FKM (viton type) rubber.
- Cast iron construction for rugged dependable service.
- Stainless steel shaft sleeve to protect engine shaft.



**HONDA**  
**ENGINES**





## ALUMINUM PRESSURE PUMPS

- Pressures to 88 P.S.I. or 60 meters
- Capacities to 120 GPM
- 30 GPM at 75 P.S.I. and 100 GPM at 25 P.S.I.
- Strainer supplied with pump- to eliminate clogging
- 3/4" keyed shaft and changeable port design

### APPLICATIONS

- Irrigation
- Wash down
- Fire protection
- Filling and emptying in construction
- Agricultural, industrial, marine and home applications



**HONDA**  
ENGINES



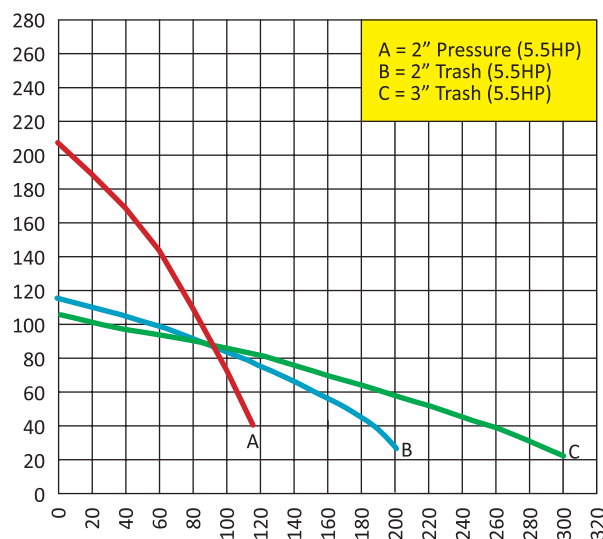
**GORMAN-RUPP**  
PUMPS


## ALUMINUM TRASH PUMPS

- High volumes- 150, 300 & 530 GPM
- Capable of handling solids
  - 2 in pumps- 1 in solids
  - 3 in pumps- 1 1/4 in solids
  - 4 in pumps- 2 in solids
- Strainer supplied with pump to eliminate clogging
- Easy clean out
- 3/4" keyed shaft and changeable port design

### APPLICATIONS

- Solids handling for excavations and manholes
- Cleaning
- Handling sewage and liquid manure
- Many agricultural, industrial and marine applications



ITEM	TYPE	SIZE (IN)	ENGINE	INCLUDES
60-55520-2P5	PRESSURE	2	HONDA GX160	TRASH STRAINER
27-200PO-2P5	PRESSURE	2	N/A (PUMP KIT ONLY)	TRASH STRAINER
60-55520-2S5	TRASH	2	HONDA GX160	TRASH STRAINER
60-55530-3S5	TRASH	3	HONDA GX160	TRASH STRAINER
60-56530-3S5	TRASH	3	HONDA GX200	TRASH STRAINER
27-200PO-2S5	TRASH	2	N/A (PUMP KIT ONLY)	TRASH STRAINER
27-300PO-3S5	TRASH	3	N/A (PUMP KIT ONLY)	TRASH STRAINER
4S13XHR 	TRASH	4	HONDA GX390	TRASH STRAINER

## PUMP FRAME OPTIONS

ITEM	DESCRIPTION
62-50000	STANDARD ROLL CAGE
62-50000HD	HEAVY DUTY ROLL CAGE WITH RUBBER FEET
62-50000ZR	PUMP Z RAIL, EACH. TWO REQUIRED PER PUMP
LDB-SBR-RUBBER	3/8" THICK X 1" WIDE X 4" LONG RUBBER STRIP FOR PUMP MOUNTING





## ROLLER PUMPS

Cast Iron ..... Provides excellent strength and economy  
 Ni-Resist ..... High nickel content alloy provides better corrosion resistance  
 Silver Series ..... Custom alloy that provides the absolute best corrosion resistance and is glyphosate compatible  
 Diamond Series ..... Custom alloy that provides the absolute best corrosion resistance and is glyphosate compatible

### 4 ROLLER PUMPS

Use as “pressure” pumps for spraying, atomizing or blending pesticides OR as a transfer pump for water, brine, oils, solvents, chemicals OR as a circulating pump for lubricants,

HYPRO 4000/4100 SERIES	
OUTPUT:	TO 9 GPM
PRESSURE:	TO 150 PSI
SPEED:	4100 - 1000 RPM
	4101 - 2600 RPM
SEALS:	VITON
PORTS:	3/4" FPT
SHAFT:	5/8" SOLID



DELVAN 4900 SERIES	
OUTPUT:	TO 9.2 GPM
PRESSURE:	TO 150 PSI
SPEED:	TO 2000 RPM
SEALS:	VITON
PORTS:	3/4" FPT
SHAFT:	5/8" SOLID

ITEM	DESCRIPTION
4001-C*	CAST IRON PUMP; LESS COUPLER
4001-N*	NI-RESIST PUMP; LESS COUPLER
4001XL*	SILVER SERIES PUMP; LESS COUPLER
4001-CR	CAST IRON PUMP; REVERSE ROTATION
4101-C*	CAST IRON PUMP; LESS COUPLER
4101-N*	NI-RESIST PUMP; LESS COUPLER
4101XL*	SILVER SERIES PUMP; LESS COUPLER
4101-CR	CAST IRON PUMP; REVERSE ROTATION

ITEM	DESCRIPTION
4900C*	CAST IRON PUMP; LESS COUPLER
4900DSS*	DIAMOND SERIES PUMP; LESS COUPLER

**\* These pumps are designed specifically for use with gasoline engines.**

### 5 ROLLER PUMPS

Use as “pressure” pumps for spraying, atomizing or blending pesticides OR as a transfer pump for water, brine, oils, solvents, chemicals OR as a circulating pump for lubricants, coolants and rinsing solutions.

HYPRO 1700 SERIES	
OUTPUT:	TO 45 GPM
PRESSURE:	TO 200 PSI
SPEED:	TO 1000 RPM
SEALS:	VITON
PORTS:	1" FPT
SHAFT:	15/16" SOLID



DELVAN 5900 SERIES	
OUTPUT:	TO 46.5 GPM
PRESSURE:	TO 200 PSI
SPEED:	TO 1000 RPM
SEALS:	VITON
PORTS:	1" FPT
SHAFT:	15/16" SOLID

ITEM	DESCRIPTION
1700-C	CAST IRON PUMP; LESS COUPLER
1700-N	NI-RESIST PUMP; LESS COUPLER
1700XL	SILVER SERIES PUMP; LESS COUPLER
1700-CR*	CAST IRON PUMP; REVERSE ROTATION

ITEM	DESCRIPTION
5900DSS	DIAMOND SERIES PUMP; LESS COUPLER

**\* These pumps are designed specifically for use with gasoline engines.**

## ROLLER PUMPS

Cast Iron ..... Provides excellent strength and economy  
 Ni-Resist ..... High nickel content alloy provides better corrosion resistance  
 Silver Series ..... Custom alloy that provides the absolute best corrosion resistance and is glyphosate compatible  
 Diamond Series ..... Custom alloy that provides the absolute best corrosion resistance and is glyphosate compatible

### 6 ROLLER PUMPS

- Fit 540 & 1000 Rpm PTO Shafts.
- Water, herbicides, insecticides, emulsions, aromatic solvents, fertilizer, wettable powders.
- XL Series also ideal for pumping RoundUp®.

HYPRO 6500 SERIES	
OUTPUT:	TO 22 GPM
PRESSURE:	TO 300 PSI
SPEED:	TO 1200 RPM
SEALS:	VITON
PORTS:	3/4" FPT
SHAFT:	5/8" SOLID



DELAVAN 6900 SERIES	
OUTPUT:	TO 20 GPM
PRESSURE:	TO 300 PSI
SPEED:	TO 1000 RPM
SEALS:	VITON
PORTS:	1" OR 3/4" FPT
SHAFT:	5/8" SOLID

ITEM	DESCRIPTION
6500-C	CAST IRON PUMP; LESS COUPLER
6500-N	NI-RESIST PUMP; LESS COUPLER
6500XL	SILVER SERIES PUMP; LESS COUPLER
6500-CR*	CAST IRON PUMP; REVERSE ROTATION

ITEM	DESCRIPTION
6900C	CAST IRON PUMP; LESS COUPLER
6601C	CAST IRON PUMP; REAR PORTS
6900DSS	DIAMOND SERIES PUMP; LESS COUPLER
6900C-R*	CAST IRON PUMP; REVERSE ROTATION

### 7 ROLLER PUMPS

- For application of wettable powders.
- Plenty of pump for both spraying and agitation. 540 PTO Speed.
- Avoids clogging and helps assure a proper and uniform mix.

HYPRO 7700 SERIES	
OUTPUT:	TO 22.4 GPM
PRESSURE:	TO 200 PSI
SPEED:	TO 800 RPM
SEALS:	VITON
PORTS:	3/4" FPT
SHAFT:	15/16" SOLID



DELAVAN 7900 SERIES	
OUTPUT:	TO 22.5 GPM
PRESSURE:	TO 200 PSI
SPEED:	TO 850 RPM
SEALS:	VITON
PORTS:	1" OR 3/4" FPT
SHAFT:	5/8" SOLID

ITEM	DESCRIPTION
7700-C	CAST IRON PUMP; LESS COUPLER
7700-N	NI-RESIST PUMP; LESS COUPLER
7700XL	SILVER SERIES PUMP; LESS COUPLER
7700-CR*	CAST IRON PUMP; REVERSE ROTATION

ITEM	DESCRIPTION
7900C	CAST IRON PUMP; LESS COUPLER
7900DSS	DIAMOND SERIES PUMP; LESS COUPLER
7900C-R*	CAST IRON PUMP; REVERSE ROTATION

**\* These pumps are designed specifically for use with gasoline engines.**

# ROLLER PUMPS

Cast Iron .....Provides excellent strength and economy  
Ni-Resist .....High nickel content alloy provides better corrosion resistance  
Silver Series .....Custom alloy that provides the absolute best corrosion resistance and is glyphosate compatible  
Diamond Series .....Custom alloy that provides the absolute best corrosion resistance and is glyphosate compatible

## 8 ROLLER PUMPS

- Fit 540 & 1000 Rpm PTO Shafts.
- Variety of material choices for rollers, shaft seals and pump housing.
- Water, herbicides, insecticides, emulsions, aromatic solvents, fertilizer, wettable powders.

HYPRO 7560 SERIES	
OUTPUT:	TO 22 GPM
PRESSURE:	TO 300 PSI
SPEED:	TO 1000 RPM
SEALS:	VITON
PORTS:	3/4" FPT
SHAFT:	15/16" SOLID



DELANVAN 8900 SERIES	
OUTPUT:	TO 24 GPM
PRESSURE:	TO 200 PSI
SPEED:	TO 1000 RPM
SEALS:	VITON
PORTS:	1" OR 3/4" FPT
SHAFT:	15/16" SOLID

ITEM	DESCRIPTION
7560-C	CAST IRON PUMP; LESS COUPLER
7560-N	NI-RESIST PUMP; LESS COUPLER
7560XL	SILVER SERIES PUMP; LESS COUPLER
7560-CR*	CAST IRON PUMP; REVERSE ROTATION

ITEM	DESCRIPTION
8900C	CAST IRON PUMP; LESS COUPLER
8900DSS	DIAMOND SERIES PUMP; LESS COUPLER
8900C-R*	CAST IRON PUMP; REVERSE ROTATION

\* These pumps are designed specifically for use with gasoline engines.

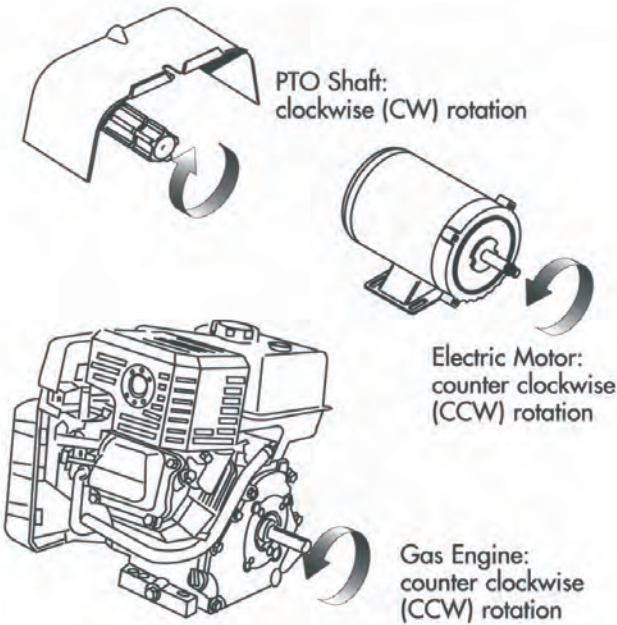
# DETERMINING SHAFT ROTATION TO MATCH PUMP & POWER SOURCE

## RULE #1: "EYES ON THE END"

Always view rotation when you are facing the end of the shaft

## RULE #2: "OPPOSITES ATTRACT"

Rotation of drive shaft and pump shaft will always be opposite. For example: A CW PTO shaft requires a CCW pump rotation, while a CCW gas engine requires a CW pump rotation.



## ROLLER PUMP PARTS

TYPE	ITEM #	DESCRIPTION
DUAL SPEED 540/1000 RPM PTO QUICK COUPLERS	90000	DUAL SPEED FORGED STEEL COUPLER; 1-3/8" PTO X 5/8" SHAFT
	90100	DUAL SPEED FORGED STEEL COUPLER; 1-3/8" PTO X 15/16" SHAFT
	90200	DUAL SPEED ALUMINIUM COUPLER; 1-3/8" PTO X 5/8" SHAFT
	90300	DUAL SPEED ALUMINIUM COUPLER; 1-3/8" PTO X 15/16" SHAFT
HYPRO QUICK COUPLERS	1321-0006	540 RPM 6-SPLINE DIE CAST COUPLER; 1-3/8" PTO X 5/8" SHAFT
	1321-0007	540 RPM 6-SPLINE DIE CAST COUPLER; 1-3/8" PTO X 15/16" SHAFT
	1321-0008	1000 RPM 21-SPLINE DIE CAST COUPLER; 1-3/8" PTO X 5/8" SHAFT
	1321-0009	1000 RPM 21-SPLINE DIE CAST COUPLER; 1-3/8" PTO X 15/16" SHAFT
	1321-0012	DUAL SPEED DIE CAST COUPLER; 1-3/8" PTO X 5/8" SHAFT
	1321-0013	DUAL SPEED DIE CAST COUPLER; 1-3/8" PTO X 15/16" SHAFT
HYPRO ADAPTERS (PTO TO PUMP SHAFT OR GAS TO PUMP SHAFT)	1320-0015	STEEL ADAPTER; 3/4" SHAFT X 5/8" SHAFT
	1320-0054	STEEL ADAPTER; 3/4" SHAFT X 15/16" SHAFT
	1320-0016	STEEL ADAPTER; 5/8" SHAFT X 5/8" SHAFT
	1320-0022	540 RPM 6-SPLINE DIE CAST COUPLER; 1-3/8" PTO X 5/8" SHAFT
	1320-0033	540 RPM 6-SPLINE DIE CAST COUPLER; 1-3/8" PTO X 15/16" SHAFT
	1320-0038	1000 RPM 21-SPLINE DIE CAST COUPLER; 1-3/8" PTO X 5/8" SHAFT
	1320-0053	1000 RPM 21-SPLINE DIE CAST COUPLER; 1-3/8" PTO X 15/16" SHAFT
	1320-0059	540 RPM 6-SPLINE DIE CAST COUPLER; 1-3/8" PTO X 1" SHAFT
DELAVAN UNIVERSAL PUMP REPAIR KITS	44-4400RK	DELAVAN 4400 / HYPRO 4001&4101 - ROLLERS, SEALS, O-RINGS
	55-1700RK	DELAVAN 5500 / HYPRO 1700 - ROLLERS, SEALS, O-RINGS
	66-6500RK	DELAVAN 6600 / HYPRO 6500 - ROLLERS, SEALS, O-RINGS
	70-7700RK	DELAVAN 7000 / HYPRO 7700 - ROLLERS, SEALS, O-RINGS
	88-7560RK	DELAVAN 8800 / HYPRO 7560 - ROLLERS, SEALS, O-RINGS
DELAVAN ROLLERPRO PUMP REPAIR KITS	RK-4900	DELAVAN 4900 - ROLLERS, SEALS, O-RINGS, SEAL RING, SHAFT KEY
	RK-5900	DELAVAN 5900 - ROLLERS, SEALS, O-RINGS, SEAL RING, SHAFT KEY
	RK-6900	DELAVAN 6900 - ROLLERS, SEALS, O-RINGS, SEAL RING, SHAFT KEY
	RK-7900	DELAVAN 7900 - ROLLERS, SEALS, O-RINGS, SEAL RING, SHAFT KEY
	RK-8900	DELAVAN 8900 - ROLLERS, SEALS, O-RINGS, SEAL RING, SHAFT KEY
HYPRO PUMP REPAIR KITS	3430-0380	HYPRO 6500 - ROLLERS, SEALS, O-RINGS
	3430-0381	HYPRO 7560 - ROLLERS, SEALS, O-RINGS
	3430-0384	HYPRO 7700 - ROLLERS, SEALS, O-RINGS
	3430-0386	HYPRO 1502C & N - ROLLERS, SEALS, O-RINGS
	3430-0387	HYPRO 1502XL - ROLLERS, SEALS, O-RINGS
	3430-0930	HYPRO 4001 & 4101 - ROLLERS, SEALS, O-RINGS
	3430-0437	HYPRO 1700 - ROLLERS, SEALS, O-RINGS



**DELAVAN**™

**HYPRO**®



## HYPRO CENTRIFUGAL PUMPS

### FEATURES

- Available in cast iron and 316 stainless steel for extended pump life
- Various power options (hydraulic, pedestal, gas engine)
- Port sizes: 1-112" NPT inlet, 1-114" NPT outlet
- 220 x 200 universal flange available (U)
- Max. Fluid temperature: 140°F/60°C
- Impeller:
  - Cast Iron models- Nylon (GTX available)
  - Stainless Steel models – Polypropylene
- Motor: internal gear generator
- Hydraulic ports: 1/2" NPT inlet, 3/4" NPT outlet
- Pump seals:
  - Cast Iron models- Viton/ceramic standard;
  - Life Guard silicon carbide (B) available;
  - Stainless Steel models- Life Guard silicon carbide standard
- Life Guard seals are the industry standard on OEM equipment
- Hydraulic motor seal: double-lip Teflon and case drain available
- Max. motor PSI: 3000 (bar: 207)
- Stainless steel models now available with universal flanges
- Weight: 26 lbs./11.8 kg



For Flanged Connections You Will Also Need:

1. Universal Flange Gasket
2. Universal Flange Clamp

### UPGRADE OPTIONS

- Increase dry-run and abrasive resistance with Life Guard Seals
- Life Guard seals are the OEM standard
- Extend pump life with Stainless Steel
- Fact: Chemical corrosion, pump cavitations, and abrasive wear are key factors in pump life
- 316 Stainless Steel pumps provide superior chemical corrosion resistance, while maintaining material strength to prolong the life against abrasive wear
- 316 Stainless Steel resists cavitations pitting of pumps, extending the wear life
- Drop in replacements for cast iron pumps

## HYPRO NI-RESIST OR SILVER SERIES XL CENTRIFUGAL PUMPS



- Weight: 7,3-8,2 kg
- Super Rollers and Viton seals standard
- Locking collar and torque arm come in each package
- Rotor: Ni-Resist (N) or Silvercast (XL)
- Speed Controller available (see page 67 for more information)



Note: All models come in either Ni-Resist or Silver Series XL housings.

### Order Information

Model Number	Max LPM	Max BAR	Max RPM	Shaft Output
4001N-EH	39	2,0	1900	½ inch Hollow Shaft (12,7 mm)
4001N-E2H	37	3,4	1600	
4001XL-EH	39	2,0	1900	
4001XL-E2H	37	3,4	1600	
4101N-EH	28	3,4	1900	
4101N-E2H	22	6,2	1600	
4101XL-EH	28	3,4	1900	
4101XL-E2H	22	6,2	1600	

Teflon rollers - Add Suffix "T2" - (i.e.: 4001N-EHT2).

Polypropylene rollers - Add Suffix "T3" - (i.e.: 4001N-EHT3).

Buna-N seals - Add Suffix "M" - (i.e.: 4001N-EHM).

Series 4101-EH and 4101-E2H	Model 4101N-EH & 4101XL-EH				Model 4101N-E2H & 4101XL-E2H		
	Volts	BAR	AMPS	LPM	BAR	AMPS	LPM
	12,0 (Battery) Engine Off	0	10,0	23,8	0	—	—
		,3	11,3	22,7	,7	8,4	20,0
		,7	12,5	22,0	1,4	11,8	18,2
		1,0	13,7	21,2	2,1	13,7	17,6
		1,4	15,1	20,4	2,8	16,4	16,7
		1,7	16,7	19,7	3,4	19,6	15,3
		2,1	18,6	18,9	4,1	22,8	13,8
		2,4	20,3	18,2	4,8	25,8	12,1
2,8		22,3	17,4	5,5	28,9	11,4	
3,1	24,1	16,7	6,2	31,5	10,4		
13,5 (Alternator) Engine Running	3,4	25,7	15,9	6,9	34,2	9,84	
	0	10,4	28,4	0	—	—	
	,3	11,7	26,5	,7	9,1	22,3	
	,7	13,0	25,0	1,4	11,2	21,2	
	1,0	14,2	24,2	2,1	13,9	19,9	
	1,4	15,8	23,5	2,8	16,9	18,9	
	1,7	17,4	22,7	3,4	19,5	17,8	
	2,1	19,6	22,0	4,1	22,7	16,5	
	2,4	20,9	21,2	4,8	25,7	15,1	
	2,8	22,5	20,4	5,5	29,2	13,6	
3,1	24,3	19,7	6,2	31,9	12,9		
	3,4	26,1	18,9	6,9	34,8	12,1	

Series 4001-EH and 4001-E2H	Model 4001N-EH & 4001XL-EH				Model 4001N-E2H & 4001XL-E2H		
	Volts	BAR	AMPS	LPM	BAR	AMPS	LPM
	12.0 (Battery) Engine Off	0	12.6	34.1	.7	13.9	31.8
		.3	14.1	31.4	1.4	18.0	29.9
		.7	15.2	30.7	2.1	22.2	27.3
		1.0	17.3	29.5	2.4	25.0	26.1
		1.4	19.7	27.3	2.8	27.0	24.6
		1.7	22.1	25.4	3.5	31.6	22.3
		2.1	24.8	23.5	4.1	36.2	20.4
	13.5 (Alternator) Engine Running	0	13.4	39.4	.7	14.4	37.5
.3		14.8	37.5	1.4	18.3	34.4	
.7		16.2	35.6	2.1	22.3	32.2	
1.0		18.2	33.7	2.4	24.5	31.4	
1.4		20.5	32.2	2.8	27.0	30.3	
1.7		22.5	31.0	3.5	31.0	27.6	
2.1		24.9	29.1	4.1	36.1	25.7	

## 9300C & 9300P SERIES (HYDRAULIC DRIVEN)

ITEM	MAX GPM	MAX PSI	HYDRAULIC SYSTEM	INLET	OUTLET	Hydraulic GPM
9303C-HM1C	114	180	OPEN/CLOSED	1-1/2"	1-1/4"	10
9303C-HM2C	82	180	CLOSED	1-1/2"	1-1/4"	5
9303C-HM3C	106	180	LARGE OPEN	1-1/2"	1-1/4"	20
9303C-HM4C	95	180	CLOSED/OPEN	1-1/2"	1-1/4"	7
9303C-HM5C	114	180	CLOSED/OPEN	1-1/2"	1-1/4"	15
9306C-HM1C	207	130	OPEN/CLOSED	2"	1-1/2"	13
9306C-HM3C	214	135	OPEN/CLOSED	2"	1-1/2"	24
9306C-HM5C	212	140	OPEN/CLOSED	2"	1-1/2"	17
9305C-HM3C	190	180	LARGE OPEN	2"	1-1/2"	20
9303P-HM1C	109	100	OPEN/CLOSED	1-1/2"	1-1/4"	10
9303P-HM2C	90	80	CLOSED	1-1/2"	1-1/4"	5
9303P-HM3C	93	80	LARGE OPEN	1-1/2"	1-1/4"	20
9303P-HM4C	86	80	CLOSED/OPEN	1-1/2"	1-1/4"	7
9303P-HM5C	109	100	CLOSED/OPEN	1-1/2"	1-1/4"	15
9303S-HM1C	114	130	OPEN/CLOSED			13
9303S-HM2C	97	95	OPEN/CLOSED			6
9303S-HM3C	125	98	OPEN/CLOSED			24
9303S-HM4C	115	93	OPEN/CLOSED			7
9303S-HM5C	147	145	OPEN/CLOSED			16
3430-0332	SEAL & O-RING REPAIR KIT					

## 9200C SERIES (PEDESTAL PUMPS)

ITEM	MAX GPM	MAX PSI	SHAFT TYPE	INLET	OUTLET	Max RPM
9202C	105	180	5/8" SOLID	1-1/4"	1"	6000
9203C	136	180	5/8" SOLID	1-1/2"	1-1/4"	6000
9203C-R	136	190	5/8" SOLID	1-1/2"	1-1/4"	6000
9205C	180	190	7/8" KEYED	2"	1-1/2"	4200
9203C-SP	122	150	5/8" SOLID	1-1/2"	1-1/4"	6000
9205C-SP	163	120	7/8" KEYED	2"	1-1/2"	4200
3430-0332	SEAL & O-RING REPAIR KIT					

## 9200C SERIES (HONDA ENGINE DRIVEN PUMPS)

- Close-coupled to Honda engine
- Viton shaft seals
- Call for details on self-priming models
- Model 1537 comes complete with base plate

**HONDA**  
**ENGINES**

ITEM	MAX GPM	MAX PSI	GAS ENGINE	INLET	OUTLET
1537	110	80	HONDA GX160	1-1/2"	1-1/4"
1550	150	140	HONDA GX270	2"	1-1/2"





## DELAVAN HYDRAULIC MOTOR DRIVEN CENTRIFUGAL PUMP

- Common shaft- no need for external couplings or bearings.
- Viton pump seals standard.
- Ports: 1-1/4" FPT inlet, 1" FPT outlet (M125).
- Nylon impeller reduces wear and resists corrosion.
- Compact size allows for range of installation points.
- High-quality Gresen hydraulic motors are standard.



ITEM	MIN GPM	MAX PSI	HYDRAULIC SYSTEM	HYD GPM	HYD PRESS.
M125C-PM37	TO 51	80	CLOSED & OPEN	4-12	1250
35566-1	TO 59	80	OPEN	11-18	600

### PUMP REPAIR KITS

35745 PUMP REPAIR KIT (INCLUDES PARTS BELOW MARKED WITH \*)

### HYDRAULIC MOTOR REPAIR KITS

38109-1 BEARING & SEAL KIT (GRESSEN HYDRAULIC MOTOR)

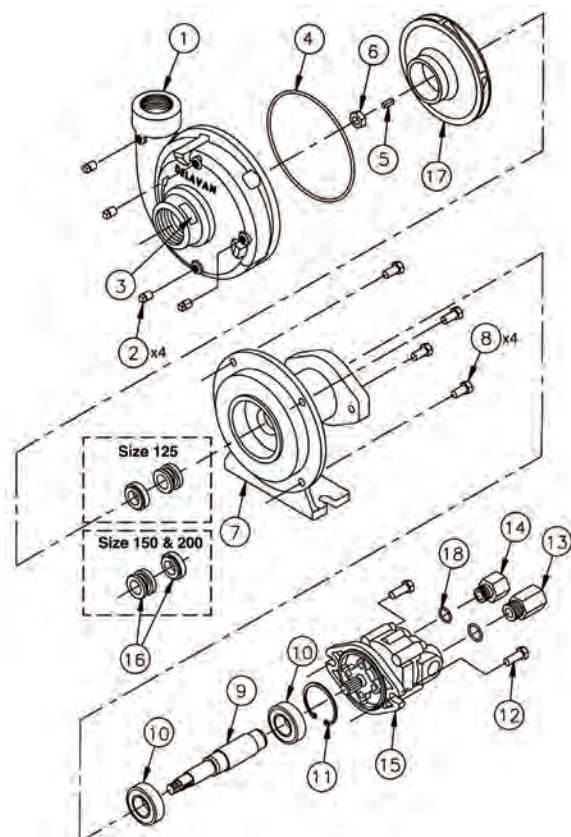
38109-2 SEAL KIT (GRESSEN HYDRAULIC MOTOR)

38109-3 CHECK VALVE KIT (GRESSEN HYDRAULIC MOTOR)

38109-4 BYPASS VALVE KIT (GRESSEN HYDRAULIC MOTOR)

**DELAVAN**

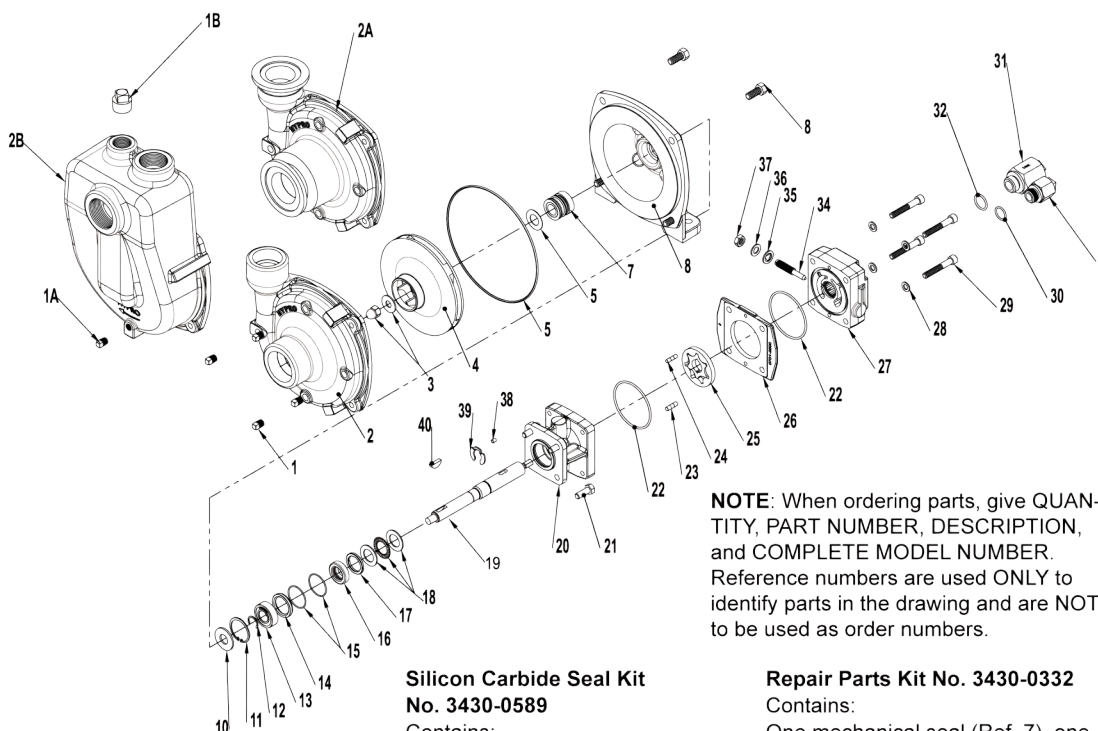
## DELAVAN HYDRAULIC MOTOR DRIVEN CENTRIFUGAL PUMP PARTS



REF	ITEM	QTY	DESCRIPTION
1	34907	1	VOLUTE CASING
2	25785	3	SQUARE HEAD PLUG
3	32576	1	CAUTION LABEL
4	34912*	1	PUMP GASKET
5	34944*	1	CAP LOCKNUT
6	34942	1	WASHER
7	34915-1	1	IMPELLER ASSEMBLY
8	34941	1	IMPELLER KEY
9	34943*	1	FACE SEAL ASSEMBLY
10	34908	1	MOUNTING SUPPORT
11	34916	6	CAP SCREW
12	35278*	1	GASKET SLINGER
13	35312	1	ADAPTER
14	31351-15	2	O-RING
15	35664-1	1	HYD. MOTOR FOR 34945-1
15	35664-2	1	HYD. MOTOR FOR 35665-1
15A	35277	1	ORIFICE FOR 34945-1
16	31351-16	1	O-RING
17	35776	1	ADAPTER



The following drawings show the pumps and their replacement parts. **Only genuine replacement parts should be used. Failure to follow this warning can result in damage to property, serious injury or death.** If the pump malfunctions or is defective, it should be sent back to Hypro for service.



**Silicon Carbide Seal Kit  
No. 3430-0589**

Contains:  
Mechanical seal (Ref. 7) and o-ring (Ref. 5).

**Repair Parts Kit No. 3430-0332**

Contains:  
One mechanical seal (Ref. 7), one o-ring (Ref. 5) and one rubber gasket (Ref. 6).

**9303C(S)-HM1C, 2, 3, 4,  
5 & -U and 9303C(S)-SP-  
HM1, 2, 3, 4, 5**

**Adapter Kit No. 3430-0187 (HM2 and HM4 Modes Only)** Contains one each:

No. 3373-0020 (Size #1)  
No. 3373-0021 (Size #2)  
No. 3373-0022 (Size #3)  
No. 1720-0108 Adapter O-ring and  
No. 1720-0105 Orifice O-ring

**SP Chamber Kit No. 3430-0480SP**

Contains: One chamber with wear ring. (Ref. 2) one o-ring (Ref. 5), one drain vent plug (Ref. 1) and one vent plug (Ref. 1A).

**Parts Kit No. 3430-0748**

Contains: One each ball bearing (Ref. 13), motor shaft seal (Ref. 16), thread seal gasket (Ref. 35), two cartridge o-rings (Ref. 15), and washer (Ref. 36); two each motor housing o-rings (Ref. 22), and port adapter o-rings (Ref. 30 & 32).

**Hydraulic Motor Part Nos.**

2500-0081C (HM1C Models)  
2500-0082C (HM2C Models)  
2500-0083C (HM3C Models)  
2500-0084C (HM4C Models)  
2500-0085C (HM5C Models)

Ref. No.	Qty. Req'd.	Part No.	Description	Ref. No.	Qty. Req'd.	Part No.	Description
1	4	2406-0007	Drain/Vent Plug (9303C)	23	1	1600-0045	Dowel Pin (HM2C / HM4C)
1	4	2406-0016	Drain/Vent Plug (9303S)	23	1	1600-0044	Dowel Pin (HM1C/HM5C)
1A	4	2406-0007	Drain/Vent Plug	23	1	1600-0052	Dowel Pin (HM3C)
1B	4	2406-0001	Vent Plug	24	1	1600-0042	Dowel Pin (HM2C / HM4C)
2	1	0150-9000C	Pump Casing (Model 9303C)	24	1	1600-0037	Dowel Pin (HM1C/HM5C)
2	1	0150-9000S	Pump Casing (Model 9303S)	24	1	1600-0068	Dowel Pin (HM3C)
2A	1	0153-9000C	Pump Casing (Universal Flange Model C-U)	25	1	3900-0022	Gerotor (HM1C)
2A	1	0153-9000S	Pump Casing (Universal Flange Model S-U)	25	1	3900-0023	Gerotor (HM2C)
2B	1	0150-9070CM	Pump Casing	25	1	3900-0024	Gerotor (HM3C)
3	1	3430-0825	Impeller Nut (9303C)	25	1	3900-0025	Gerotor (HM4C)
3	1	3430-0825	Impeller Nut (9303S)	25	1	3900-0048	Gerotor (HM5C)
4	1	0401-9100P	Impeller (Nylon Std. 9303C)	26	1	0701-2500C1	Gerotor Housing (HM2C Models) 1/4" wide
4	1	0402-9100P	Impeller (Polypropylene Optional) (Std 9303S)	26	1	0700-2500C1	Gerotor Housing (HM1C Models) 1/2" wide
5	1	1720-0083	O-ring	26	1	0703-2500C1	Gerotor Housing (HM4C Models) 5/16" wide
6	1	1700-0100	Gasket	26	1	0702-2500C1	Gerotor Housing (HM3C Models) 1" wide
7	1	2120-0009	Mechanical Seal (Viton/Ceramic) (Std 9303C)	26	1	0704-2500C1	Gerotor Housing (HM5C Models) 5/8" wide
7	1	3430-0589	Mechanical Seal (Silicon Carbide) (Std 9303S)	27	1	0254-2500C2	Motor End Plate (includes needle bearing)
8	1	0750-9300C	Mounting Flange (9303C)	28	4	2270-0039	Washer
8	1	0756-9300S	Mounting Flange (9303S)	29	4	2220-0045	Cap Screw (HM2C / HM4C Models)
9	4	2210-0020	Hex Head Cap Screw (9303C)	29	4	2220-0021	Cap Screw (HM1C Models)
9	4	2210-0125	Hex Head Cap Screw (9303S)	29	4	2220-0044	Cap Screw (HM3C Models)
10	1	1410-0056	Slinger Ring	29	4	2220-0032	Cap Screw (HM5C Models)
11	1	1810-0014	Snap Ring	30	1	1720-0108	O-ring
12	1	1820-0013	Retaining Ring	31	1	3360-0021A	Pressure Port Adapter (includes o-ring)
13	1	2000-0010	Ball Bearing	32	1	1720-0262	O-ring
14	1	1410-0131	Cartridge, Front	33	1	3320-0051A	Tank Port Adapter (includes o-ring)
15	2	1720-0268	O-ring	34	1	3220-0029	Bypass Adjusting Screw
16	1	3430-0748	Lip Seal	35	1	1700-0047	Gasket
17	1	1410-0130	Seal Spacer	36	1	2270-0027	Washer
18	1	2029-0014	Thrust Bearing Assembly	37	1	2250-0038	Lock Nut
19	1	3430-0850	Shaft (HM2C/HM4C)	38	1	1610-0032	Roll Pin (HM2C / HM4C)
19	1	3430-0852	Shaft (HM1C/HM5C)	38	1	1610-0031	Roll Pin (HM1C / HM5C)
19	1	3430-0855	Shaft (HM3C)	38	1	1610-0055	Roll Pin (HM3C)
20	1	0150-2500C	Motor Body (includes needle bearing)	39	1	1810-0026	Snap Ring
21	4	2210-0005	Hex Head Cap Screw	40	1	1610-0012	Woodruff Key (9303C)
22	2	1720-0110	O-ring	40	1	04432	Woodruff Key (9303S)

## POWERFLO DIAPHRAGM PUMPS

### 2200 SERIES

- 2 chamber positive displacement diaphragm pump.
- Self priming capable of running dry.
- Maximum pressure: 40 psi.
- Maximum recommended temperature: 110°F
- Capacity: 1 US Gpm
- 12 VDC with 2-pin molded connector.
- 3/8" hose barb inlet & outlet ports.



### 7800 SERIES

- 3 chamber positive displacement diaphragm pump.
- Self priming & capable of running dry.
- Maximum pressure: 60 psi.
- Maximum recommended temperature: 140°F
- Capacity: 1.2 or 2.0 US Gpm
- 12 VDC with 2-pin molded connector.
- 3/8" FPT inlet & outlet ports.



### 5800 SERIES

- 5 chamber positive displacement diaphragm pump.
- Self priming & capable of running dry.
- Maximum pressure: 100 psi.
- Maximum recommended temperature: 140°F
- Capacity: 3.0, 3.6, 4.0 or 5.0 US Gpm
- 12 VDC with 2-pin molded connector.
- 1/2" FPT inlet & outlet ports.



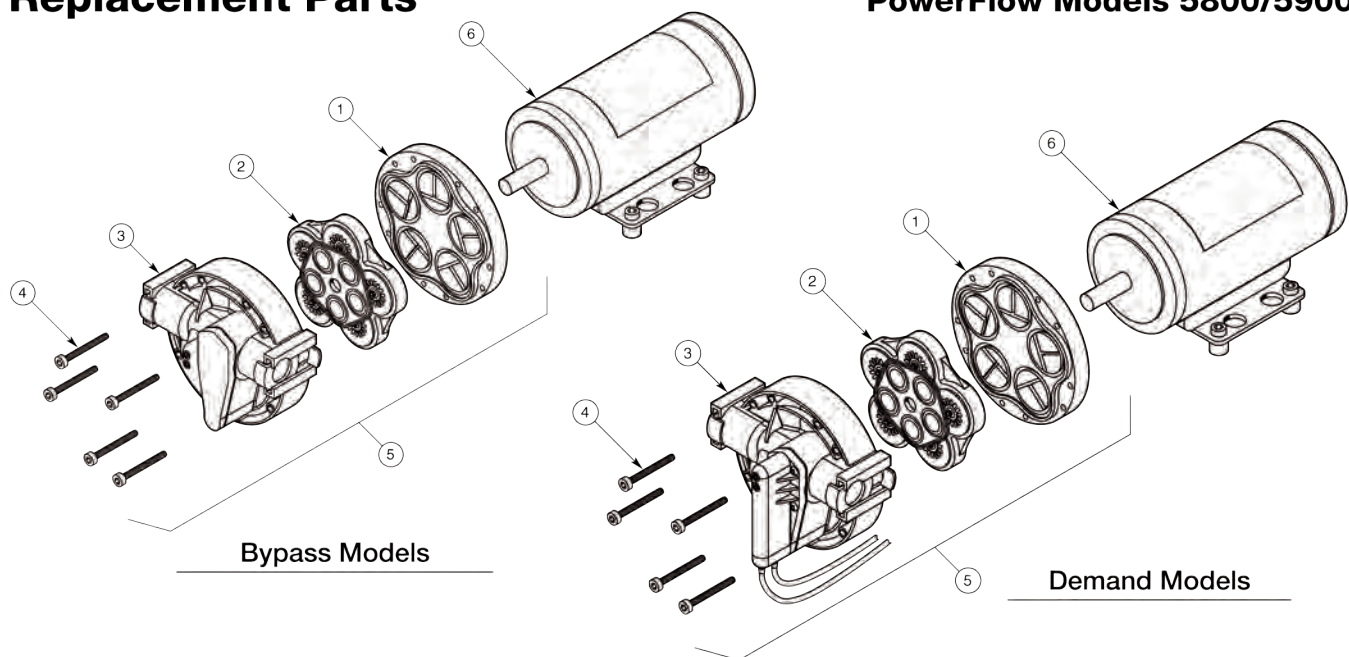
ITEM	DESCRIPTION
2200-101	1 US GPM DEMAND PUMP; 40 PSI; 3/8" HB
7811-201	1.2 US GPM DEMAND PUMP; 60 PSI; 3/8" FPT
7812-201	2 US GPM DEMAND PUMP; 60 PSI; 3/8" FPT
5830-201C	3 US GPM DEMAND PUMP; 45 PSI; 1/2" FPT
5836-201C	3.6 US GPM DEMAND PUMP; 45 PSI; 1/2" FPT
5840-201C	4.0 US GPM DEMAND PUMP; 45 PSI; 1/2" FPT
5850-101C	5.0 US GPM DEMAND PUMP; 45 PSI; 1/2" FPT
5850-104E	5.0 US GPM DEMAND PUMP; 115V WITH CORD
5850-101E	5.0 US GPM DEMAND PUMP; 60 PSI; 1/2" FPT
7870-101E	7.0 US GM, 1/2" FPT, 12 VOLT, 60 PSI
5836-104E	3.6 GPM DEMAND PUMP, 12 V WITH CORD, 60 PSI



**\*\*This is a small sample of PowerFlo pumps. Contact your Account Manager for a complete list of available models.**

**Replacement Parts**

**PowerFlow Models 5800/5900**



Item	Description	Part Number	Qty
1	Lower Housing .....		1
	5830/5836 - 5930/5936 – Demand or Bypass .....	LHA5510-1E77	
	5840/5940 – Demand or Bypass.....	LHA5512-1E77	
	5850/5950 – Demand or Bypass.....	LHA5513-1E77	
2	Valve Assembly .....		1
	5800/5900 Series Pumps .....	VHA-5513-1E77	
3	Upper Housing.....		1
	5800 w/Pressure Switch .....	UHA-5513-1E77	
	5800 w/Bypass.....	UHA-5513-2E77	
	5900 w/Pressure Switch .....	UHA-5503-1E77	
	5900 w/Bypass.....	UHA-5503-2E77	
4	Mounting Bolts.....	MB-5500-1	4
5	Complete Pump Head w/Threaded Ports.....		1
	5830/5836 w/Pressure Switch .....	.5510-1X77	
	5830/5836 w/Bypass .....	.5510-2X77	
	5840 w/Pressure Switch .....	.5512-1X77	
	5840 w/Bypass.....	.5512-2X77	
	5850 w/Pressure Switch .....	.5513-1X77	
	5850 w/Bypass.....	.5513-2X77	
	Complete Pump Head w/Quick Attach Ports .....		1
	5930/5936 w/Pressure Switch .....	.5500-1X77	
	5930/5936 w/Bypass .....	.5500-2X77	
	5940 w/Pressure Switch .....	.5502-1X77	
	5940 w/Bypass.....	.5502-2X77	
	5950 w/Pressure Switch .....	.5503-1X77	
	5950 w/Bypass.....	.5503-2X77	
6	12 VDC Motor .....		1
	5800/5900 Series w/No Switch, No Connector .....	M12-58A	
	5800/5900 Series w/Connector, No Switch .....	M12-58B	
	5800/5900 Series w/Switch and Connector.....	M12-58C	
	5800/5900 w/Bypass .....	M70-563-MO	



## CENTRIFUGAL PUMPS

CDS-John Blue centrifugal pumps are designed to outlast your equipment. All CDS-John Blue centrifugal pumps can be run dry without damaging the seal-at a price you can afford.

### NEW IMPELLER DESIGN ON ALL 3" SELF-PRIMING PUMPS

- Direct replacement to current impellers on all 3" Self-Priming Pumps: SP-3320-BS, SP-3320-G13H, SP-3320-EX, SP-3320-E15TB
- 75 GPM more flow at 30 psi compared to standard impeller: improved capacity when pressure is applied.
- New Impellers will be used on all 15 HP electric and 13 HP gasoline 3" self-priming pumps.
- 20 GPM increase at open flow (back pressure) resulting in max flow of 327 GPM.
- Sustains high shut-off head of 67 psi.

### FEATURES

Patented Vac-U-Seal impeller design creates a vacuum between the impeller and mechanical seal. Lack of pressure on the seal face minimizes seal wear and results in a longer seal life.

Double wet seal design provides for continuous lubrication of the seal faces. This wet seal design allows the pump to be run dry for extended periods with no damage to the mechanical seal faces.

Closed impeller design minimizes thrust loading on the drive motor extending the life of the drive motor. Impeller wear increases performance, our pumps get better with use!

### NEW ENHANCEMENTS!



1. Every CDS-John Blue Centrifugal Pump is tested before it leaves our facility.
2. Shipping plug will help to stop the pump boxes from getting wet during shipping.
3. New 1" Port Hole for a pressurized rinse option has been added to all 3" self-priming pumps.
4. New Shipping Plug added to our complete line of centrifugal pumps, including threaded and flange adapters.



S-3220-E



SP-3320-BS

Part Number	Pump Type*	Max Capacity GPM	Capacity @ 25 PSI	Max Pressure PSI	Max Speed RPM	Max Power** HP	Inlet & Outlet FPT
<b>Pumps For Gasoline Engines - Note: A Base Mounting for Engine Required***</b>							
S-3220	2" Straight, 3/4" Shaft	197	140	39	3600	5	2"
S-3320	3" Straight, 1 1/8" Shaft	365	310	60	3600	10	3"
SP-3220	2" Self-Priming, 3/4" Shaft	152	112	42	3600	5	2"
SP-3320	3" Self-Priming, 1 1/8" Shaft	308	261	67	3600	10	3"
S-3320-BS	3" Straight, 1" Shaft	365	310	60	3600	10	3"
SP-3320-BS'	3" Self-Priming, 1" Shaft	327	325	67	3600	13	3"
<b>Pumps Coupled To Gasoline Engines</b>							
S-3220-G5H	2" Straight, 5 HP Honda Engine with Base	197	140	39	3600	5	2"
SP-3220-G5H	2" Self-Priming, 5 HP Honda Engine With Base	152	112	42	3600	5	2"
SP-3320-G13H'	3" Self-Priming, 13 HP Honda, Electric Start, Engine with Base	327	325	67	3600	13	3"
<b>Pumps for Electric Motors</b>							
S-3220-E	2" Straight, 3/4" Shaft	197	140	39	3600	5	2"
S-3320-E	3" Straight, 1 1/8" Shaft	365	310	60	3600	10	3"
SP-3220-E	2" Self-Priming, 3/4" Shaft	152	112	42	3600	5	2"
SP-3320-E	3" Self-Priming, 1 1/8" Shaft	308	261	67	3600	10	3"
SP-3320-EX <sup>2</sup>	3" Self-Priming, 1 1/8" Shaft	327	325	67	3600	15	3"

- Keyed shaft clamp standard on 3"-BS gasoline engine pumps.
- Carbide seals available on 2" and 3" pumps, add-C after part number.
- Flange option available on 2" and 3" pumps, add-F after part number.





SP-3320-E15TB



SP-3320-P



SP-3220-PH



SP-3320-FLG



Part Number	Pump Type*	Max Capacity GPM	Capacity @ 25 PSI	Max Pressure PSI	Max Speed RPM	Max Power** HP	Inlet & Outlet FPT
<b>Pumps Coupled To Electric Motors</b>							
S-3220-E5D3	2" Straight, 5 HP 3 Phase	197	140	39	3600	5	2"
S-3320-E10T	3" Straight, 10 HP Electric TEFC, 3 Phase	365	310	60	3600	10	3"
S-3320-E15T	3" Straight, 15 HP Electric TEFC, 3 Phase	365	310	60	3600	15	3"
SP-3220-E5D3B	2" Self-Priming 5 HP Electric Drip Proof, 3 Phase with Base	152	112	42	3600	5	2"
SP-3220-E5T3B	2" Self-Priming 5 HP Electric TEFC, 3 Phase with Base	152	112	42	3600	5	2"
SP-3320-E10TB	3" Self-Priming 10 HP Electric TEFC, 3 Phase	308	261	67	3600	10	3"
SP-3320-E10TB-1	3" Self-Priming 10 HP Electric TEFC, 1 Phase	308	261	67	3600	10	3"
SP-3320-E15TB <sup>1</sup>	3" Self-Priming 15 HP Electric TEFC, 3 Phase with Base	327	325	67	3600	15	3"
<b>Pumps With Pedestal Mount</b>							
S-3220-P	2" Straight, 3/4" Shaft	197	140	39	3600	5	2"
S-3320-P	3" Straight, 1 1/8" Shaft	365	310	60	3600	10	3"
S-3325-P	3" Straight Truck Pump, 1 1/8" Shaft	463	430	99	4500	16.5	3"
SP-3220-P	2" Self-Priming, 3/4" Shaft	152	112	42	3600	5	2"
SP-3320-P	3" Self-Priming, 1 1/8" Shaft	308	261	67	3600	10	3"
SP-3325-P	3" Self-Priming Truck Pump 1 1/8"	308	261	67	3600	10	3"
<b>Pumps Coupled To Hydraulic Motors (includes hydraulic motor)</b>							
S-3220-PH	2" Straight Hydraulic Drive	197	140	39	3600	10	2"
S-3325-PH	3" Straight Truck Pump Hydraulic Drive	365	310	60	3600	10	3"
SP-3220-PH	2" Self-Priming Hydraulic Drive	152	112	42	3600	5	2"
SP-3325-PH	3" Self-Priming Truck Pump Hydraulic Drive	308	261	67	3600	10	3"

- Low flow hydraulic motors are available on Hydraulic Truck Pumps Straight 3" (S-3325-PHL) and Self-priming 3" Hydraulic Truck Pump (SP-3325-PHL).
- Standard motors require 25 GPM for full pump flow and low flow motors require 14 GPM.

#### Miscellaneous

Flanges available on all centrifugal pumps; Add -FLG after model part number.

Flange Adapters Ductile Iron, 2", NPT to 220 Series: 116001-01

Flange Adapters Ductile Iron, 3" NPT to 300 Series: 116002-01

<sup>1</sup> Represents Centrifugal Pump utilizing New Impeller

<sup>2</sup> New Part Number, utilizing New Impeller

\* Pump size given in inches refers to inlet and outlet sizes.

\*\* Power based on electric motor with full voltage and pumping water.

\*\*\* 2" base order S-3321, 3" base order S-3336

## IRRIGATION INJECTION PUMPS

### E-Z METER INJECTION PUMPS

#### FEATURES:

- Available in simplex and duplex models with numerous power sources.
- All parts exposed to agricultural products are made from 316 stainless steel, chemical resistant polypropylene and the highest quality seals available today.
- Accurate injection rates, maximum dependability and long-term reliability.

Pumping cylinders can be mounted in parallel for large volume applications or for injection of two non compatible products.

A simple change of stroke length sets the precise flow to be injected.



Maximum pressure 150 psi.



E-Z Meter Pumps with the double ball, built-in check valves provide better performance by virtually eliminating air locking. Available in 316 stainless steel or Teflon® cylinders.



The upgraded seals are more forgiving when the pump is run dry between supply tank refills. The special CDS-John Blue piston cup shape provides a positive seal without the need for future adjustments. Piston cups can be changed in the field with standard tools.

Power Source	5-30 GPH	10-100 GPH	5-30 5-30 GPH	5-30 10-100 GPH	10-100 10-100 GPH
110-220 1ph	10620	11630	10622	10623	10633
220-440 3ph	20620	21630	20622	20623	20633
Belt Drive	01620	01630	01622	01623	01633
Honda Engine	02620	02630	02622	02623	02633
12V DC Motors	30620	30630	30622	30623	30633

\*-1 after the part number indicates pumps with Teflon cylinders, ideal for acid applications. For stainless steel check valves contact the factory.

## FULL RANGE FERTILIZER INJECTION UNITS

- All working parts are totally enclosed for maintenance free service.
- Depending on the pump model, units are available with ¼ or 1 ½ HP motor and gearbox.
- Pump models have a range of application from 1.6 to 114 GPH or all the way up to 6 to 470 GPH.
- Rates are easily adjusted with the dial pointer located on the side of the pump, which changes the length of the stroke.
- All wetted parts are constructed with corrosion resistant stainless steel to ensure optimum performance and years of service.



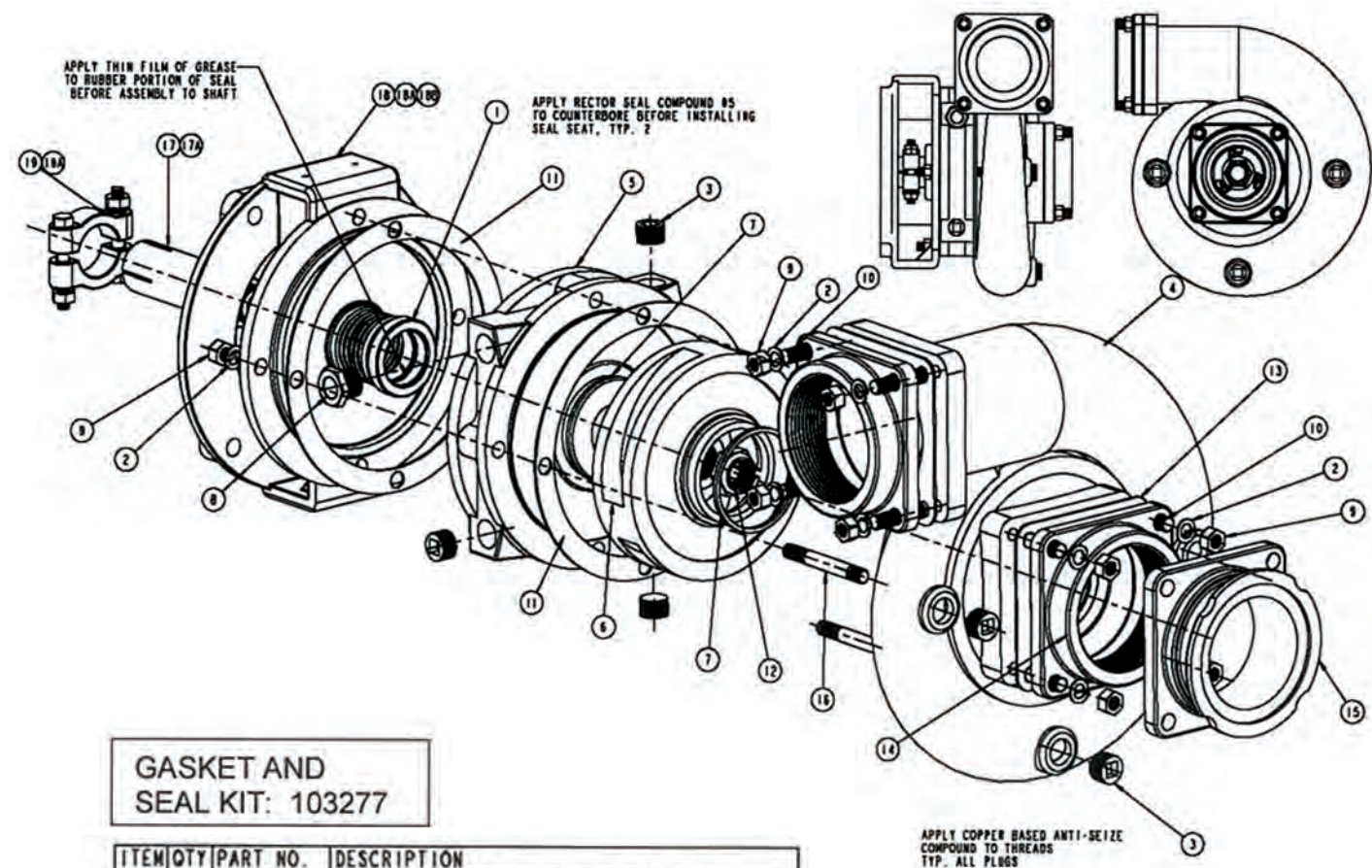
Model Number	Phase	Model Type	Low Range GPH	High Range GPH	Max PSI	Motor Size	GPH Range
IN-11610	Single	Simplex Duplex	2.6-26.2 5.2-52.4	5.9-59 11.7-117.4	120 120	1 1/2 1 1/2	2.6-117
IN-11630	Three	Simplex Duplex	1.6-15.5 3.1-31	5.7-57 11.4-114	120 120	3/4 3/4	1.6-114
IN-23510-NGP	Single	Simplex Duplex	5.5-55 11-108	12-122 24-242	120 120	1 1/2 1 1/2	5.5-242
IN-23530-NGP	Three	Simplex Duplex	3-32 6-64	12-119 24-235	120 120	3/4 3/4	3-235
IN-47010-NGP	Single	Simplex Duplex	8.2-81.9 16.2-162	18.4-183.8 36.3-363	120 120	1 1/2 1 1/2	8.2-363
IN-47030-NGP	Three	Simplex Duplex	6-64.8 12-128	24-238 48-470.2	120 120	1 1/2 1 1/2	6-470

\*316 stainless steel available on any IN-235 or IN-470 models. Add -S after the part number.





PARTS LISTING: S-3320 (3" STRAIGHT) EXPLODED VIEW

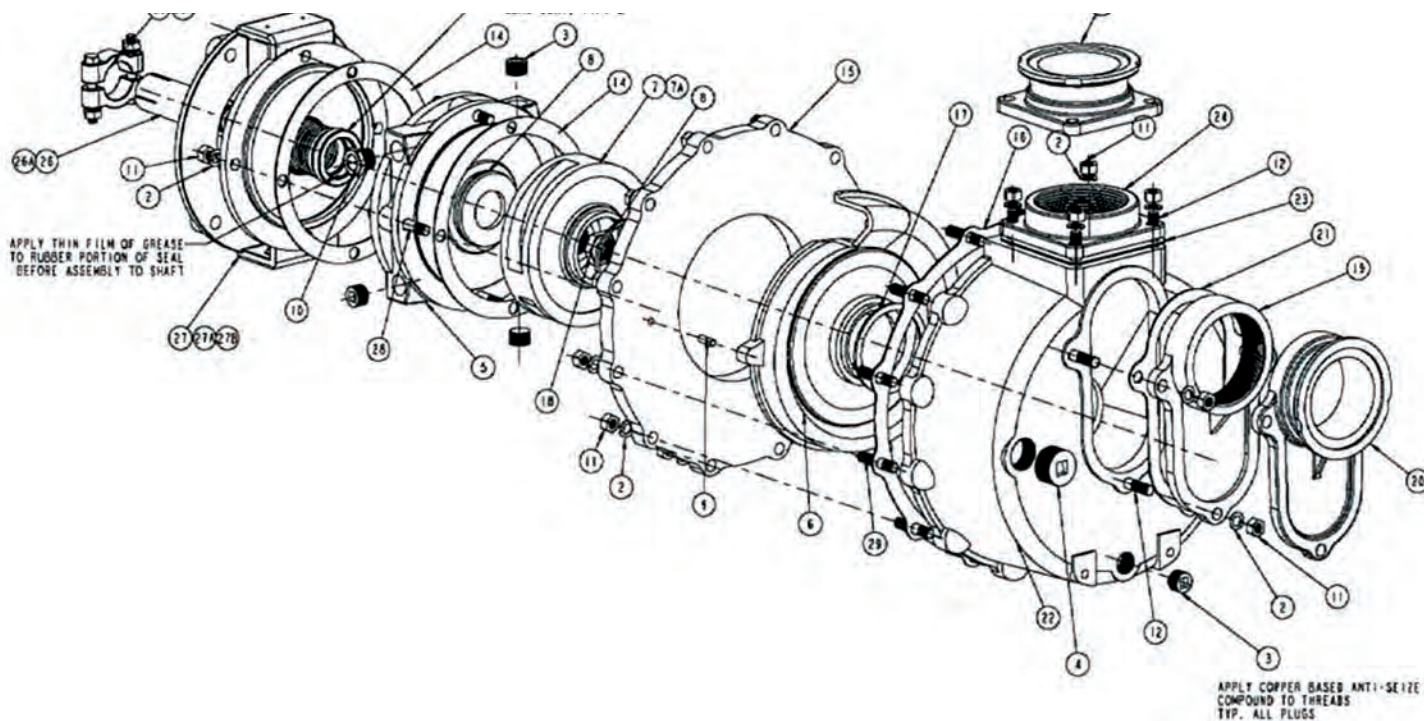


GASKET AND  
SEAL KIT: 103277

ITEM	QTY	PART NO.	DESCRIPTION
1	1	43005	MECH. DOUBLE SEAL (OPTIONAL CARBIDE SEAL: 43017)
2	12	93025	3/8" LOCKWASHER, S.S.
3	6	95019	1/2" NPT PLUG
4	1	102034-01	VOLUTE HOUSING
5	1	102035-01	RESERVOIR
6	1	102037-01	IMPELLER
7	2	110152-01	ANNULAR SEAL
8	1	S-3555	VIEW WINDOW
9	12	S-3557	3/8" NUT S.S.
10	8	S-3561	3/8" x 1-5/8" STUD, S.S.
11	2	S-3638	GASKET SEAL
12	1	S-3649	3/4"-16 LEFT HAND LOCKNUT
13	2	S-3656	FLANGE GASKET
14	2	S-3657	3" F.P.T. DISCHARGE FLANGE
15	1	S-3657-FLG	FLANGED ADAPTER
16	4	S-3664	3/8" x 3-1/2" STUD, S.S.
17	1	S-3646	IMPELLER SHAFT
18	1	102189-01	ADAPTER FOR GAS ENGINE
19	1	S-3608S	3" S.S. CLAMP ASSEMBLY
17A	-	114524-01	IMPELLER SHAFT FOR "BS" GAS ENGINE MODEL
18A	-	102190-01	ADAPTER FOR ELECTRIC MOTOR
18B	-	114523-01	ADAPTER FOR "BS" GAS ENGINE MODEL
19A	-	S-3608AS	3" S.S. KEYED CLAMP FOR "BS" IMPELLER SHAFT

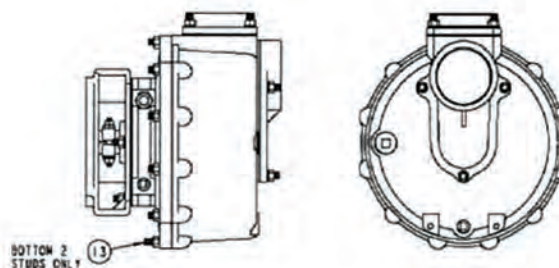


## PARTS LISTING: SP-3320 (3" SELF PRIMING) EXPLODED VIEW



### GASKET AND SEAL KIT: 103278

ITEM	QTY	PART NO.	DESCRIPTION
1	1	43005	MECH. DOUBLE SEAL (OPTIONAL CARBIDE SEAL: 43017)
2	23	93025	3/8" LOCKWASHER, S.S.
3	4	95019	1/2" NPT PLUG
4	1	95021	1" NPT PLUG
5	1	102035-01	RESERVOIR
6	1	102036-01	SCROLL PLATE
7	1	102037-01	IMPELLER
8	2	110152-01	ANNULAR SEAL
9	2	L-4135	1/4" X 3/4" ROLL PIN, S.S.
10	1	S-3555	VIEW WINDOW
11	23	S-3557	3/8" NUT S.S.
12	7	S-3561	3/8" x 1-5/8" STUD, S.S.
13	2	S-3597	3/8" x 2" STUD, S.S.
14	2	S-3638	GASKET SEAL
15	1	S-3640	HOUSING COVER
16	1	S-3641	HOUSING COVER GASKET
17	1	S-3648	GASKET, SCROLL PLATE
18	1	S-3649	3/4"-16 LEFT HAND LOCKNUT
19	1	S-3652	3" F.P.T. SUCTION FLANGE
20	1	S-3652-FLG	SUCTION FLANGE
21	1	S-3654	SUCTION FLANGE GASKET
22	1	S-3655	HOUSING
23	1	S-3656	FLANGE GASKET
24	1	S-3657	3" F.P.T. DISCHARGE FLANGE
25	1	S-3657-FLG	FLANGED ADAPTER
26	1	S-3646	IMPELLER SHAFT, 1-1/8"
27	1	102189-01	ADAPTER, GAS ENGINE
28	4	S-3664	3/8" x 3-1/2" STUD, S.S.
29	10	S-3666	3/8" x 1-7/8" STUD, S.S.
30	1	S-3608S	3" S.S. CLAMP ASSEMBLY
7A	-	102037-A	HIGH FLOW IMPELLER
26A	-	114524-01	IMPELLER SHAFT FOR "BS" GAS ENGINE MODEL
27A	-	102190-01	ADAPTER FOR ELECTRIC MOTOR
27B	-	114523-01	ADAPTER FOR "BS" GAS ENGINE MODEL
30A	-	S-3608AS	3" KEYED STAINLESS CLAMP FOR "BS" IMPELLER SHAFT





# NGP SERIES LIQUID FERTILIZER PUMPS

There's a CDS-John Blue Piston Pump to meet virtually all your precision application needs! All CDS-John Blue Piston Pumps have been engineered and extensively field tested to achieve the perfect liquid applicator pump.




## NGP PUMP FEATURES

- One piece piston pump valve cap allows for easy check valve access without removing the hoses. Easier to service.
- Plunger packing can be inspected or replaced without removing the hoses.
- The newly designed main shaft seals incorporate a dual wiper that is enclosed in a grease cavity to flush out contamination. Longer trouble free life.
- The addition of an o-ring seal offers enhanced priming and is more forgiving in handling debris. Even better accuracy.
- Three Stage Dynamic Design-Primary wet end "V" packing, primary crankcase "V" packing and secondary crankcase o-ring seals work in unison to offer multiple stage protection between the wet end and crankcase. This reduces pump seepage and increases pump life.
- Standard single and double piston pump crankshafts are universal in the NGP line for modular upgrades such as clutches and ON-THE-GO variable rate. You're ready for the future.
- The new modular design means you can expand the basic NGP to variable rate applications in the future.
- Stainless steel wet ends are also available on all models of NGP Series pumps.

ITEM	TYPE	OUTLET TYPE	MAX US GPM	SETTING WHEEL
NGP-4055-F	SINGLE PISTON	FLANGE WITH FPT	10.2	SINGLE
NGP-5055-DRF	TWIN PISTON	FLANGE WITH FPT	20.4	SINGLE
NGP-5655-ARF	TWIN PISTON	FLANGE WITH FPT	30.2 (10.2 + 21)	DUAL (10:1)
NGP-6055	SINGLE PISTON	FPT	21	SINGLE
NGP-7055	SINGLE PISTON	FPT	34.2	SINGLE
NGP-8055	TWIN PISTON	FPT	42	SINGLE
NGP-8055-AR	TWIN PISTON	FPT	42 (21 + 21)	DUAL (5:1)
NGP-9055	TWIN PISTON	FPT	68.4	SINGLE
NGP-9055-AR	TWIN PISTON	FPT	68.4	DUAL (5:1)

### SINGLE PISTON PUMPS



### TWIN PISTON PUMPS



VARIOUS OPTIONS AVAILABLE  
FOR EACH OF THE PUMPS LISTED:

Stainless steel wet ends

Clutches with manual, hydraulic,  
or electric actuators

Flange adapters for threaded  
inlets and outlets

Variable rate hydraulic drive kits

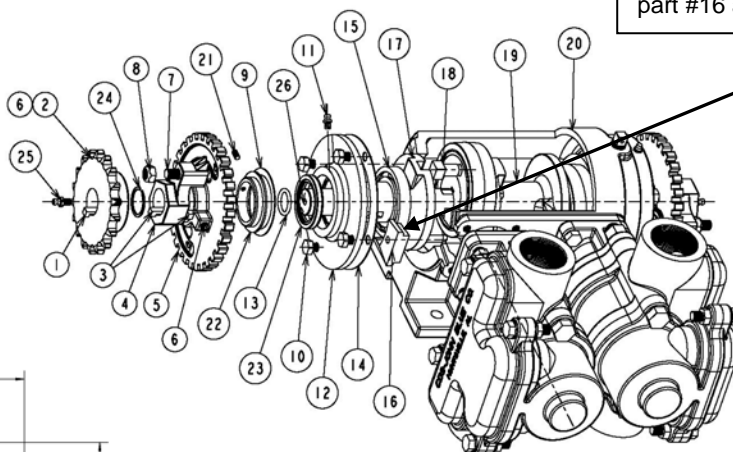
## PARTS LISTING – DOUBLE ADJUSTABLE PUMPS

- Parts unique to the NGP-5655-ARF, NGP-8055-AR, and NGP 9055-AR assemblies  
(refer to the NGP-505x / 805x / 905x chart for common/shared parts)

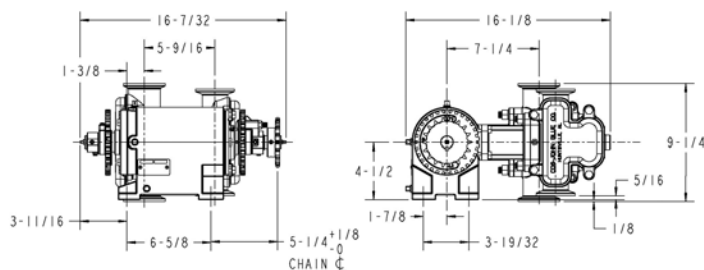
ITEM	PART DESCRIPTION	NGP-8050-AR PART #	NGP-9050-AR PART #
1	SPROCKET KEY	106493-01	106493-01
2	SPROCKET	116055-01	116055-01
3	KEY	L-1020	L-1020
4	SETTING POINTER	115628-01	115628-01
5	SETTING SCALE	L-1002	L-1002
6	5/16 X 3/8 SET SCREW	90532	90532
7	3/8 X 2-1/4 CAR BOLT	115646-01	115646-01
8	3/8 SELF LOCKING NUT	A-3097	A-3097
9	THRUST WASHER	115626-01	115626-01
10	5/16" X 1 BOLT	90637	90637
11	GREASE FITTING	H-28	H-28
12	COVER PLATE	116053-01	116153-01
13	O-RING	L-1022	L-1022
14	GASKET	L-1006	L-3002

ITEM	PART DESCRIPTION	NGP-8055-AR PART #	NGP-9050-AR PART #
15	BEARING	L-1007-A	L-1007-A
16	CRANKCASE INSERT BLOCK	116049-01	N/A
17	SHORT SETTING SLEEVE	116052-01	116154-01
18	ECCENTRIC PIN	L-3004	L-3004
19	SPACER SLEEVE	116051-01	116155-01
20	CRANKCASE	116048-01	115680-01
21	#10-32 X 1/4 SET SCREW	90502	90502
22	SEAL COVER	116054-01	116054-01
23	OIL SEAL	115622-01	115622-01
24	SNAP RING	115791-01	115791-01
25	GREASE ZERK	115647-01	115647-01
26	MAIN SHAFT	116050-01	116050-01

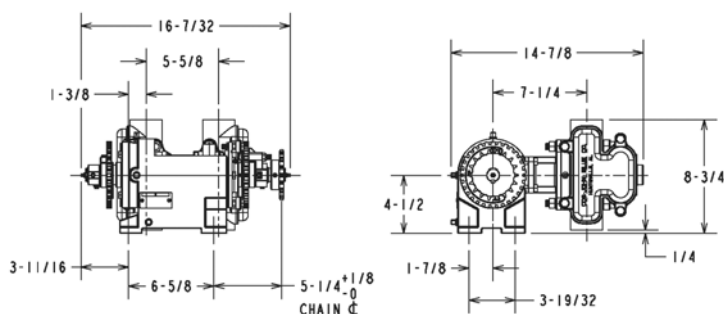
Note: Apply gasket sealant along sides of part #16 at assembly



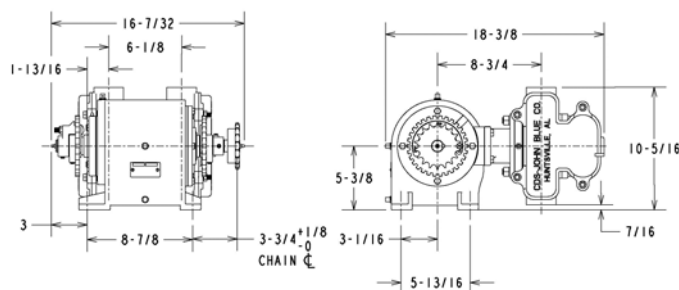
### NGP-5655-ARF DIMENSIONS



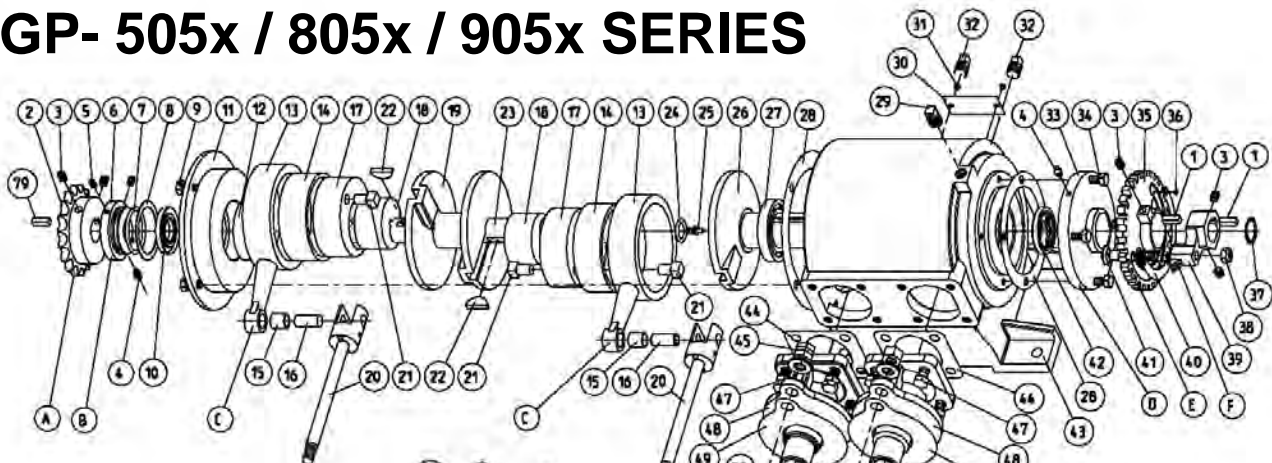
### NGP-8055-AR DIMENSIONS



### NGP-9055-AR DIMENSIONS

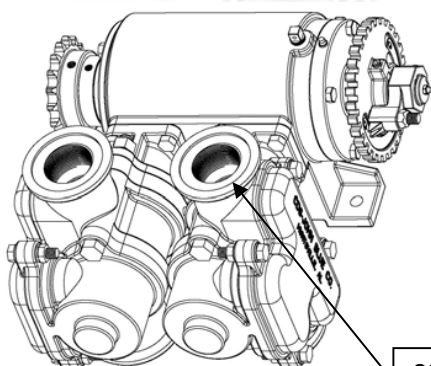
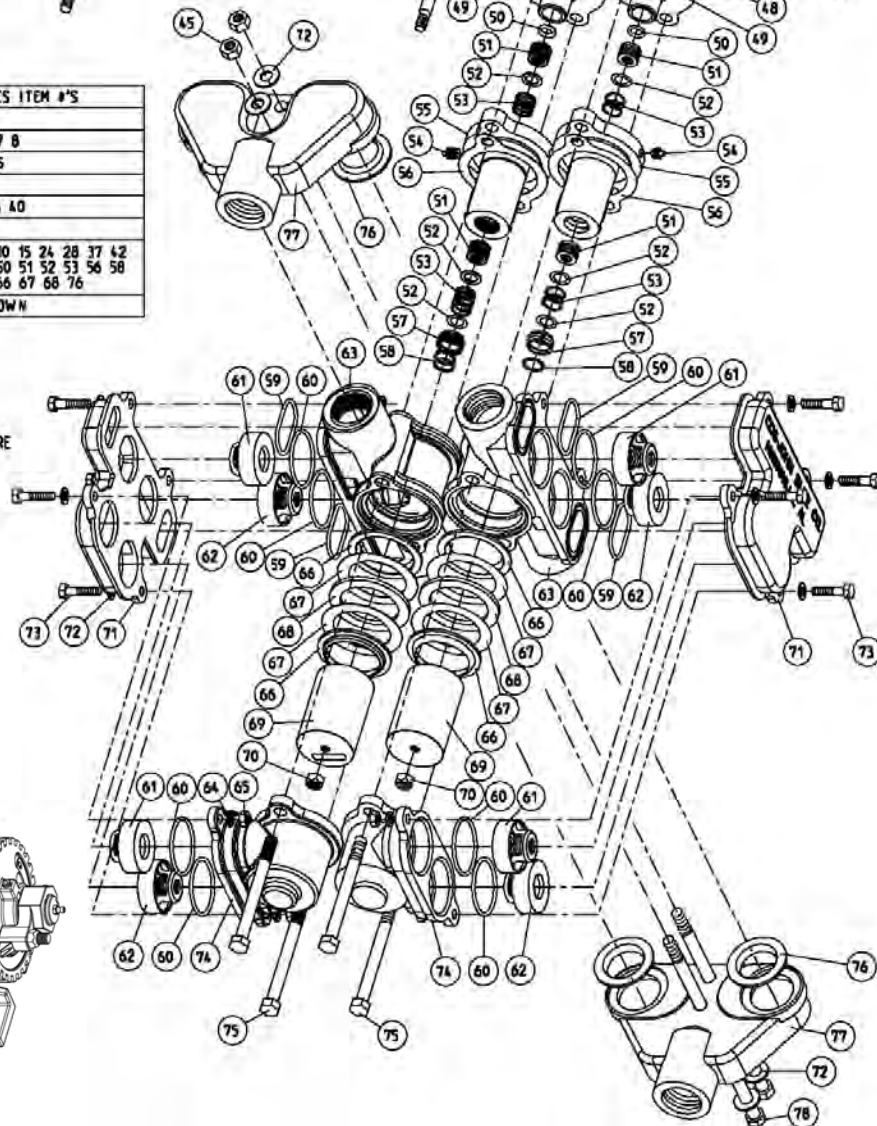


# NGP- 505x / 805x / 905x SERIES



ITEM	DESCRIPTION	INCLUDES ITEM #'S
A	SPROCKET	2 3
B	SPACER	4 5 6 7 8
C	CONNECTING ROD	13 14 15
D	FLANGE COVER	4 33
E	SETTING HUB	3 35 36 40
F	SETTING POINTER	3 39
G	GASKET KIT	7 8 10 15 24 28 37 42 44 49 50 51 52 53 56 58 59 60 66 67 68 76
H	OPERATORS KIT	NOT SHOWN

- G — GASKET KIT  
H — OPERATORS KIT  
— MANUAL  
— WRENCH  
— SLIDE CHART  
— MOUNTING HARDWARE



## 220 FLANGE ADAPTERS:

- CAST IRON PUMPS USE 115701-02FLG OR 115601-02FLG ON "DR" PUMPS WITHOUT MANIFOLD
- STAINLESS AND MANIFOLDS USE 116083-01S SCREW-IN ADAPTERS





# PARTS LISTING – NGP- 505x / 805x / 905x SERIES

ITEM	PART DESCRIPTION	NGP-5050 PART #	NGP-8050 PART #	NGP-9050 PART #
1	KEY	L-1020	L-1020	L-1020
2	SPROCKET RC50-18T	112661-01	112661-01	112661-01
-K	NO SPROCKET	NOT USED	NOT USED	NOT USED
-R	SPROCKET RC40-18T	113905-01	113905-01	113905-01
3	5/16x3/8 SETSCREW	90532	90532	90532
4	GREASE FITTING	H-28	H-28	H-28
5	5/16x3/8 SETSCREW	90532	90532	90532
6	SPROCKET SPACER	115625-01	115625-01	115625-01
7	O-RING	S-316	S-316	S-316
8	THRUST WASHER	115626-01	115626-01	115626-01
9	5/16x1 HEX BOLT	90637	90637	90637
10	OIL SEAL	115621-01	115621-01	115621-01
11	COVER PLATE	115723-01	115723-01	115623-01
12	BEARING	L-3019	L-3019	L-3019
13	CONNECTING ROD	L-1008-A	L-1008-A	113630-01
14	JOURNAL BEARING	L-928	L-928	113629-01
15	ROD BUSHING	113588-01	113588-01	113588-01
16	ROD PIN	105895-01	105895-01	105895-01
17	ECCENTRIC - OUTER	L-1013-A	L-1013-A	113633-01
18	ECCENTRIC - INNER	L-1015	L-1015	L-3017
19	TRANSFER SLEEVE	115783-01	115783-01	115683-01
20	PISTON ROD ASM	116078-91	115712-91	105900-91
21	ECCENTRIC PIN	112686-01	112686-01	L-3004
22	WOODRUFF KEY	108093-01	108093-01	A-4333
23	CRANKSHAFT	115681-01	115681-01	115681-01
24	O-RING	L-1022	L-1022	L-1022
25	GREASE ZERK	115647-01	115647-01	115647-01
26	SETTING SLEEVE	115718-01	115718-01	115618-01
27	BEARING	L-1007-A	L-1007-A	L-1007-A
28	GASKET	L-1006	L-1006	L-3002
29	VENT PLUG	S-350	S-350	S-350
30	NAME PLATE	111958-01	111958-01	111958-01
31	DRIVE SCREW	A-3557	A-3557	A-3557
32	OIL PLUG	C-431-B	C-431-B	C-431-B
33	FLANGE COVER	115724-01	115724-01	115724-01
34	5/16 X 1 HEX BOLT	90637	90637	90637
35	SETTING HUB	115627-01	115627-01	115627-01
36	SCREW	A-368	A-368	A-368
37	SNAP RING	115791-01	115791-01	115791-01
38	3/8 SELF-LOCK NUT	A-3097	A-3097	A-3097
39	SETTING POINTER	115628-01	115628-01	115628-01
40	SETTING SCALE	115645-01	115645-01	115645-01
41	3/8x2-1/4 CARR.BOLT	115646-01	115646-01	115646-01
42	OIL SEAL	115622-01	115622-01	115622-01
43	CRANKCASE	115780-01	115780-01	115680-01
44	CROSSHEAD GASK.	115711-01	115711-01	115611-01
45	1/2 HEX NUT	92029	92029	92029
-S	STAINLESS	N/A	92030	92030
46	NOT USED			
47	HEX BOLT	90637	90637	90860
48	CROSSHEAD GUIDE	116069-01	115700-01	115600-01
49	STUFF. BOX GASK.	116075-01	115610-01	115610-01
-U	FUMIGANT	N/A	104828-02	104828-02
50	O-RING	116074-01	111943-01	111943-01
51	PACKING 'V' SET	L-1113	L-1109	L-1109
	@ CROSSHD GUIDE	USE 4 "V"s	N/A	N/A
-U	FUMIGANT	N/A	L-1109-U	L-1109-U
52	PACKING WASHER	112694-01	L-1041	L-1041
53	PACKING SPRING	112697-01	L-1063	L-1063
54	GREASE ZERK	H-30	H-30	H-30

ITEM	PART DESCRIPTION	NGP-5050 PART #	NGP-8050 PART #	NGP-9050 PART #
55	STUFFING BOX	116070-01	115790-01	115690-01
-S	STAINLESS	N/A	115790-01S	115690-01S
56	INBOARD CYL. GASK.	116076-01	115710-01	115710-01
-U	FUMIGANT	N/A	104826-02	104826-02
57	STUFF. BOX INSERT	116068-01	L-1031-2	L-1031-2
-S	STAINLESS	NOT USED	NOT USED	NOT USED
58	PACKING - SNAP RING	112698-01	L-1042	L-1042
59	O-RING	S-316	S-316	115604-01
-S	STAINLESS	N/A	104824-01	115612-01
-U	FUMIGANT	N/A	104824-01	115612-01
60	O-RING	S-316	L-3031	A-2848
-S	STAINLESS	N/A	114768-01	114870-01
-U	FUMIGANT	N/A	114768-01	114870-01
61	DISCHARGE VALVE	116127-91	115707-91	115607-91
62	SUCTION VALVE	116126-91	115706-91	115606-91
63	INBOARD CYLINDER	N/A	115701-02	115601-02
-F	FLANGED	116071-01	115701-02FLG	115601-02FLG
-S	STAINLESS	N/A	115701-02S	115601-02S
64	3/8 LOCK WASHER	93024	93024	93024
-S	STAINLESS	N/A	93025	93025
65	3/8 HEX NUT	92024	92024	92024
66	PLUNGER – PACKING	112696-01	L-1045-V	L-1045-V
-B	BUNA PACKING	N/A	L-1045-A	L-1045-A
67	PLUNGER – GASKET	112712-01	L-1098	L-1098
-U	FUMIGANT	N/A	114769-01	114769-01
68	PLUNGER – WASHER	112695-01	L-1044-A	L-1044-A
69	PLUNGER	112700-91	103290-91	112816-91
70	PLUNGER – LOCKNUT	92125	L-1047	L-1047
71	VALVE COVER	116073-01	115703-01	115603-01
-S	STAINLESS	N/A	115703-01S	115603-01S
72	1/2 FLAT WASHER	N/A	NOT USED	NOT USED
-DR	DUAL RATE (CYLS)	N/A	NOT USED	NOT USED
73	3/8 X 1-1/2 HEX BOLT	90911	90911	90911
-S	STAINLESS	N/A	90654	90654
74	OUTBOARD CYL.	116072-01	115702-01	115602-01
-S	STAINLESS	N/A	115702-01S	115602-01S
75	1/2 HEX BOLT	90704	90704	90705
-S	STAINLESS (2 BOLTS)	N/A	90693/90687	90693/90687
76	MANIFOLD GASKET	N/A	112696-01	112696-01
-DR	DUAL RATE (CYLS)	N/A	NOT USED	NOT USED
77	MANIFOLD	N/A	115796-01	115696-01
-S	STAINLESS	N/A	115796-01S	115696-01S
-DR	DUAL RATE (CYLS)	N/A	NOT USED	NOT USED
78	½ HEX BOLT	N/A	115793-01	115693-01
-DR	DUAL RATE (CYLS)	N/A	NOT USED	NOT USED
79	SPROCKET KEY	106493-01	106493-01	106493-01
A	RC50-18T SPROCKET	106532-01	106532-01	106532-01
-K	NO SPROCKET	NOT USED	NOT USED	NOT USED
-R	RC40-18T SPROCKET	113907-01	113907-01	113907-01
B	SPRKT. SPACER ASM	115624-91	115624-91	115624-91
C	CONN. ROD ASM	L-1008-B	L-1008-B	113645-91
D	FLANGE COVER ASM	115725-91	115725-91	115725-91
E	SET HUB ASM	115629-91	115629-91	115629-91
F	SET POINTER ASM	115630-91	115630-91	115630-91
G	GASKET KIT	116135	115789	115689
-S	GASKET KIT - SS	N/A	115789-S	115689-S
-U	GASKET KIT - FUM	N/A	115789-U	115689-U
H	OPERATORS KIT	115787	115787	115787
N/S	SLIDE CHART	115698-91	115698-91	115698-91
N/S	SETTING WRENCH	115631-01	115631-01	115631-01



# THE SAFE-FILL

## DO YOU TRANSPORT YOUR OWN WATER?

Do you transport your own water for a cistern or farm application? If so, are you also aware of the new requirements for filling your transport tank at public stations?

These changes in regulation state that an approved air gap (AAG) between the end of the fill pipe outlet and the tank is required when filling at public water stations. This air gap must be at least two times the diameter of the fill pipe, in order to prevent contamination of the public water supply. Failure to comply with this new requirement may result in loss of access to the fill stations and possible **prosecution** under the Water Utility bylaws in your province.

### POLYWEST IS HERE TO HELP!

Introducing The Safe-Fill, a unique and innovative product designed in house by our expert staff. The Safe-Fill is a patented and proprietary product designed specifically to meet these new requirements. Features include:

- Meets all bylaw requirements
- Easy to install
- Made of durable and rust-proof polyethylene
- No lid to remove means faster fill time

PART NUMBER	DESCRIPTION
PART #SFL163	SAFE FILL, COMPLETE ASSEMBLY, 3" YELLOW IN COLOR



# SOLID WASTE CONTAINERS AND LIDS



Commercial, Industrial and Residential Use Containers for Recycling and Waste Collection

## ROTATIONAL MOLDED FRONTLOAD AND REARLOAD PLASTIC CONTAINERS

- Averaging 1/3 less weight than comparable steel bins
- Available in both high impact PE or crosslink polyethylene with UV inhibitors
- Never rusts and is virtually maintenance free – no painting and easily cleaned
- Useful for an endless number of applications
- Logos and advertising can be permanently molded into container
- Reduces noise by up to 50 decibels – perfect for those areas with early morning pickups!
- Outstanding impact strength at extreme temperatures (both hot and cold temperatures)

MODEL #	RB-6-FL	RB-4-FL	RB-3-FL	RB-2-FL
CAPACITY	6 CU YDS	4 CU YDS	3 CU YDS	2.2 CU YDS
OVERALL LENGTH	78.5"	78.5"	78.5"	76"
OVERALL WIDTH	73"	60"	50"	32"
OVERALL HEIGHT	67"	55"	53"	36"
NESTABLE	24"	18"	18"	YES
FORK LIFE POCKETS	36" L – 4" X 8" POWDER-COATED STEEL			
CASTORS	AVAILABLE AS AN OPTION			
LIDS	STANDARD WITH TWO (2) LIDS 40"W X 51"D INCLUDES HINGED SPINE/OPTIONS			
HINGE RODS	STANDARD WITH ONE (1) PIECE ½" STEEL ROD. OPTIONS ALSO AVAILABLE			

MODELS	2, 3 AND 4 YD OR CUSTOM ORDERS
FRONT HEIGHT	44.5"
WIDTH	64"
TOTAL HEIGHT	54"
BRACKET WIDTH	60"
LIDS	OPTIONS AVAILABLE
CASTORS	OPTIONAL
AUTOMATED	YES

\*For crosslink resin, simply add "X" to the part numbers.

\*\*For catalogue numbers, see the price sheets for either front or rear load.

## COMMERCIAL CONTAINER PLASTIC LIDS

- Lid options include one piece, granny hatches and custom colors
- Molded in arm stops so bins won't drop out during dump cycle
- Domed tops and lipped edges prevent rain from getting into bins
- Fits most automated machines
- Solid molded hinges for superior strength
- 10" molded crosslink wheels for extra long life
- Graphics, logos and engravings are available for each model
- Recessed from handles and heavy duty lid prop sockets in double wall lids
- Created with high grade materials and years of expertise



## SPECIALTY BINS

- Bins come out completely clean every time you wash them out
- No lingering odor or discoloring
- Available in front or bottom load styles
- Great for recycling organics
- Available in high density polyethylene (HDPE) or Crosslink polyresins
- Capable of holding many types of wastes

## ROLL OUTS AND REFUSE CONTAINERS

- Leak proof
- Lockable lids
- Lifts from sides and bottom
- Stackable both empty or filled
- Comes with a removeable and replaceable inner liner that is set inside the bin
- Designed with a double wall for containment of hazardous wastes such as batteries, oil, fuel, chemical containers and many more.
- Lid options include one piece, granny hatches and custom colors
- Molded in arm stops so bins won't drop out during dump cycle



We can  
customize  
any container  
to suit your  
needs!

MODEL	RB-100	RB-300	RB-300SL
HEIGHT	42"	52"	52"
TOP DIAMETERS	27"	50"	50"
BOTTOM DIAMETERS	25"	38"	38"
WEIGHT	45 LBS	90 LBS	90 LBS
NESTABLE	YES	NO	NO
LID	SINGLE HINGED	GRANNY HATCH	NO GRANNY HATCH
WHEELS	10" PLASTIC	NO	NO
AUTOMATED	YES	YES	YES



# WEST-X LOGISTICS

## west-X LOGISTICS



We're moving products to you faster and **more efficiently than ever before.**

In 2013 we introduced our own shipping company, **West-X Logistics**, to our customer base, as well as the completion of a new 50,000 square foot Winnipeg Head Office and Distribution Centre.

As a result, the Polywest business group now operates in three major Canadian centres (Winnipeg, Saskatoon, and Edmonton/Acheson) and we have the ability to distribute and ship products to any of these points much more efficiently, and at a lower cost, than before.

[www.polywest.ca](http://www.polywest.ca)





# POLYWEST®

liquid handling products

Polywest employees have a combined more than two centuries of experience in liquid handling.

We have worked hard, through acquisition and organic growth, to become a key supplier of quality liquid handling products in Canada and the US.

## WHY CHOOSE POLYWEST

### OUR PASSION

At Polywest, we recognize that companies live, and die, by the quality of their customer service. We have made it our mission to offer the most responsive customer service possible to go along with our quality products, industry knowledge and vast reach.

When you partner with Polywest, you are getting a commitment not only as your liquid handling products supplier of choice, but also to be the industry's top partner in terms of service, training, responsiveness and value.

### OUR PARTNERS

Top manufacturers trust in Polywest to distribute their products. Along with that trust, we hope that our customers also trust us to be their source for liquid handling products.

We presently carry one of North America's largest inventories of specialty, name brand liquid handling products in our growing network of locations.

### OUR EXPERTISE

Polywest has become a highly capable rotomolding facility, that when coupled with our other proprietary products, has enabled us to set ourselves apart by becoming a comprehensive provider of quality liquid handling products.

We are constantly on the lookout for new products and challenges, as well as new and innovative ways to make our existing products even more outstanding.

**mix it  
move it  
store it**





Online:  
[www.polywest.ca](http://www.polywest.ca)

Toll Free:  
1.855.765.9937

---

**SASKATCHEWAN**

110- 3240 Idylwyld Drive N  
Saskatoon, SK S7L 5Y7

Phone 306.956.7788  
Fax 306.956.7787

**MANITOBA - HEAD OFFICE**

Unit B, 3700 McGillivray Blvd  
Winnipeg, MB R3T 5S3

Phone 204.924.8265  
Fax 204.254.3000

**ALBERTA**

265424- 115<sup>th</sup> Avenue  
Acheson, AB T7X 5A3

Phone 780.960.0725  
Fax 780.960.2503

