



# Hypochlorite (Bleach) Test Kit

CN-HR (2687200)

DOC326.97.00115



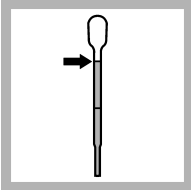
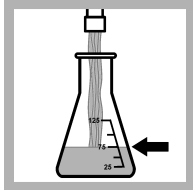
## Test preparation

**CAUTION:** ⚠ Review the Safety Data Sheets (MSDS/SDS) for the chemicals that are used. Use the recommended personal protective equipment.

**NOTICE:** This product has not been evaluated to test for chlorine and chloramines in medical applications in the United States.

- Use the clippers to open the potassium iodide powder pillows.
- The level of residual chlorine in tap water does not interfere with the test.
- Rinse the plastic dropper with sample before the test. Rinse the plastic dropper with tap water after the test. Use a new plastic dropper after approximately five tests.
- Make sure to dry the external surface of the reagent dropper during the test procedure for accurate results.
- Hold the dropper vertically above the sample. Do not let the dropper touch the bottle during the titration.
- A high level of caustic in the bleach sample can cause low results. Use pH paper to measure the solution pH after the sample addition in the test procedure. If the solution pH is 3 or more, add one more Acid Reagent Powder Pillow and mix. Measure the pH again. Continue to add Acid Reagent Powder Pillows until the solution pH is less than 3.

## Test procedure—Hypochlorite (5–15% or 50–150 g/L as Cl<sub>2</sub>)



1. Fill the flask to approximately 75 mL with tap water or deionized water.

2. Add one Potassium Iodide Powder Pillow. Swirl to mix.

3. Add one Acid Reagent Powder Pillow. Swirl to mix.

4. Fill the plastic dropper to the 1-mL mark with the bleach sample.

5. Put the tip of the plastic dropper below the solution level. Squeeze the dropper bulb to add the sample to the solution.

6. Swirl to mix. The solution becomes brown. Immediately go to the next step. Make sure the solution pH is less than 3.

7. Fill the titrant dropper with the Sodium Thiosulfate Titrant Solution. Use a tissue to dry the external surface of the reagent dropper.

8. Add the Sodium Thiosulfate Titrant Solution by drops. Mix after each drop. Count the drops until the sample becomes colorless.

9. Multiply the total number of drops by 0.5 to get the result in % (percent). Multiply the total number of drops by 5 to get the result in g/L.

## Replacement items

**NOTE:** Product and Article numbers may vary for some selling regions. Contact the appropriate distributor or refer to the company website for contact information.

Description	Unit	Item no.
Acid Reagent Powder Pillows	100/pkg	104299
Potassium Iodide Powder Pillows	50/pkg	2059996
Sodium Thiosulfate Titrant Solution, 2.12 N	100 mL MDB	2686832
Clippers	each	96800
Plastic dropper, 0.5 mL and 1.0 mL marks	20/pkg	2124720
Flask, Erlenmeyer, 125 mL	each	50543

## Optional items

Description	Unit	Item no.
pH paper, 1.0–11.0 pH, 4.6 m (15 ft) roll	5/pkg	39133
Water, deionized	500 mL	27249

