



ACCOUNT # _____

Table of Contents

COMPANY INFORMATION

Good Water Warehouse Locations 5
 Line Card (partial list)..... 6
 Order Form 8
 Credit Application..... 9
 Terms and Conditions of Sale..... 10

WATER SOFTENERS, POE EQUIPMENT & COMPONENTS

Water Softener Equipment Sizing Chart..... 12
 Valumax™ Fleck™ Water Softeners 13
 Valumax™ Fleck™ Backwashing Filter Systems 16
 Fleck™ Valves 18
 Valumax™ Fleck™ Install Parts and Valve Accessories..... 19
 Fleck™ Parts and Service Accessories..... 20
 Valumax™ Autotrol™ Water Softeners..... 26
 Ultramax™ Water Softeners 30
 Valumax™ Autotrol™ Backwashing Filter Systems..... 32
 Valumax™ Autotrol™ Install Parts 33
 Autotrol® Valves 34
 Autotrol® Parts and Accessories 35
 Structural™ Media Tanks 38
 Structural™ Retention Tanks..... 39
 Structural™ Brine Tanks 40
 Great Lakes Tank Jackets 41
 Risers, Baskets, Hub and Laterals 41
 Media & Resin 43
 Metsorb by Graver Technologies 44
 Softener Tubing..... 44
 Chemicals - Equipment Cleaners 44
 Mazzei® Injector Company - Injectors 46
 Rusco™ Filters 47

DRINKING WATER SYSTEMS

WOW - Water on Water Reverse Osmosis System 50
 GR/O Reverse Osmosis System “The Water Saver” 51
 FreshPoint Under Counter Reverse Osmosis System 52
 Pentek RO-2550 Reverse Osmosis System 52
 Goldline Reverse Osmosis System 53
 PuROTwist Reverse Osmosis Systems..... 54
 PRO LINE Reverse Osmosis System 55
 PureValue Reverse Osmosis Systems..... 56
 Semi Commercial RO Assemblies 57
 Counter Top Units..... 57
 Under Sink Filtration 58
 Point Of Entry Filtration 58
 Ultra Filtration System..... 58
 Commercial Reverse Osmosis Systems..... 59



MEMBRANES & MEMBRANE HOUSINGS

Culligan Membranes [compatible].....	64
Eco Water Membranes [compatible].....	64
Hydrotech Membranes.....	64
Microline Membranes.....	64
Pentair GRO High Recovery (1:1 Ratio) Encapsulated Membranes.....	64
Pentair® Residential Membranes.....	65
PuROTwist Membranes.....	65
Rainsoft Membranes [compatible].....	65
Valuetrex Membranes.....	65
Water Factory Membranes.....	65
VEOLIA Commercial Membranes.....	66
Filmtec™ Residential & Commercial Membranes.....	67
CSM® Residential & Commercial Membranes.....	68
Pentair® Membrane Housings.....	68
PVC Commercial Membrane Housings.....	68
CodeLine™ Commercial Membrane Housings.....	69
Stainless Steel Commercial Membrane Housings.....	69

HOUSINGS & FILTER CARTRIDGES

Pentair® Slimline Filter Housings [1/4", 3/8" & 1/2" Inlets].....	72
Pentair® Standard Filter Housings [3/4" inlets].....	73
Pentair® Big Blue [BB] Filter Housings.....	74
Pentair® Commercial Filter Housings.....	75
QMP® Housings.....	75
Harmsco® Stainless Steel Filter Housings.....	76
Harmsco® Sediment Filters.....	77
Unicel® Sediment Filters.....	80
United Sediment Filters.....	80
Dual Micron Poly Spun Sediment Filters.....	82
Valuetrex Sediment Filters.....	82
Purtrex™ Sediment Filters.....	83
Hytrex™ Sediment Filters.....	84
Pentair® Sediment Filters.....	85
Pentair® Carbon Filters.....	86
Filtrex® Carbon Filters.....	87
KX® Matrikx® Carbon Filters.....	88
Omnipure® Carbon Filters.....	90
Omnipure® CL-Series - Inline Filters.....	90
Omnipure® K-Series - Inline Filters.....	91
Omnipure® Q-Series - Twist Off Filters.....	93
Omnipure® L-Series - Twist Off Filters.....	95
Omnipure® E Series Filters.....	96
Omnipure® ELF Series Filters.....	98
Omnipure® ELF XL Series Filters.....	99
Omnipure® ELF EXT Cap Series Filters.....	99
Alkaline Filters.....	100
Aries® Specialty Filters.....	100
Pentair® Specialty Filters.....	102
Empty Refillable Cartridges.....	102
Culligan Compatible Filters.....	103
Eco Water Compatible Filter.....	103
Hydrotech Original & Compatible Filters.....	103



HOUSINGS & FILTER CARTRIDGES CONTINUED...

Merlin Original Filters.....	104
Microline Original Filters	104
PuroTwist Filters	104
Rainsoft Compatible Filters	104
Water Factory/CUNO SQC Original & Compatible Filters.....	105
H2O International® Shower Filters	105
QMP® Shower Filters	106
Sprite® Shower Filters	106

FITTINGS, R.O. & FILTER COMPONENTS

John Guest® Fittings	108
John Guest® Ball Valves	112
John Guest® Check Valves	112
John Guest® Brass Fittings	113
John Guest® Tube Cutter & Blades	113
John Guest® PE Tubing	113
John Guest® [ProLock] Softener / Large Diameter Fittings.....	114
AquaLock™ 10 Series Fittings	117
AquaLock™ Ball Valves.....	118
AquaLock™ Large Diameter Fittings.....	119
Jaco® Fittings	123
Brass Fittings - Lead Free	125
Hypro - Nipples, Reducing Bushings and Hosebarb Fittings.....	126
SMC® Ball Valves	127
Payne® USA Capillaries	128
GWW Capillaries	128
Hydronic Engineering® Flow Restrictors	128
Reverse Osmosis Automatic Shut Off Valves (ASO).....	129
Hydronic Engineering® Check Valves	129
John Guest® Check Valves	130
SMC® Check Valves	130
Jaco® Check Valves	130
Pentair® Filter Housing Wrenches, O-Rings and Brackets	131
Brackets.....	131
Clips.....	132

R.O. TANKS & ACCESSORIES

Metal Reverse Osmosis Tanks.....	134
Plastic Reverse Osmosis Tanks	134
Reverse Osmosis Tanks Size Chart.....	135
Amtrol™ Reverse Osmosis Tanks.....	136
Structural™ R0mate™ Tanks.....	137
Tank Pressure Gauges	137

FAUCETS & ACCESSORIES

QMP® Faucets	140
Tomlinson® Faucets.....	140
Good Water Warehouse Faucets.....	142
EMD Faucets	143
Waterstone™ Faucets.....	143



INSTALLATION SUPPLIES

Feed Valves.....	146
Drain Connectors.....	146
Airgap Devices.....	147
Falcon® Stainless Steel Water Flex Connectors.....	148
Installation Supplies Miscellaneous.....	149
Relton® Sink Hole Cutters.....	149
Blue-White® Flowmeters.....	150
Apex® Pressure Limiting Valves.....	152
Leak Detectors.....	153
Noshok® Gauges.....	154
G/C Valves - Solenoids.....	155

PUMPS & MOTORS

Aquatec® Booster & Delivery Pumps.....	158
SHURflo® Booster & Delivery Pumps.....	160
Flojet® Booster & Delivery Pumps.....	161
Procon® Commercial Pumps - Brass & Stainless Steel.....	162
GE® Motors.....	164

TESTING & MONITORING EQUIPMENT

Hanna® Testing & Monitoring Equipment.....	166
Extech® Testing & Monitoring Equipment.....	166
Myron L® Testing & Monitoring Equipment.....	167
HM Digital Meters.....	168
Good Water Warehouse Test Strips.....	169
Clack® DI Lights.....	169
Sennotech® Quality Monitors.....	170
Savant® Gallonage Meters.....	170
Hach® Testing & Monitoring Equipment.....	170

WATER CHILLERS, COOLERS & HEATERS

Chiller Daddy® Water Chiller.....	172
EverCold® Water Chillers & Instant Hot Water System.....	172
Waterstone™ Water Heater.....	172

DISINFECTION SYSTEMS & COMPONENTS

VIQUA™ - Sterilight® UV Lights.....	174
VIQUA™ - Trojan™ UV Lights.....	175
UV Dynamics.....	177
Microfilter® Ultra Violet Lights.....	178
UltraSun® Ultra Violet Lights.....	178
Stenner Chemical Feeder Systems.....	179
Mazzei® Injector Company - Injectors.....	181



GOOD WATER WAREHOUSE LOCATIONS



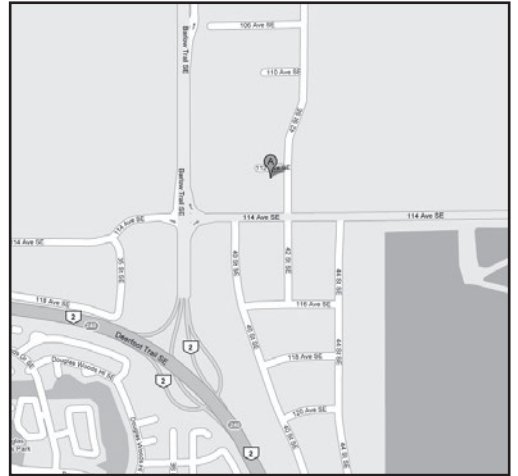
Fullerton CA, U.S.A

1700 E Walnut Ave
Fullerton, CA 92831
Tel: (714) 441-2893
Toll Free Tel: (800) 749-0252
Toll Free Fax: (800) 749-0331



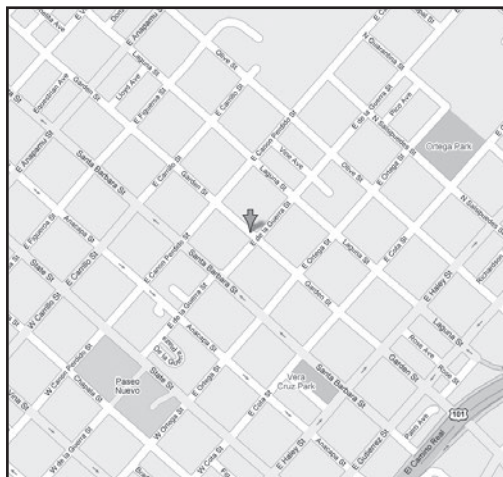
Alberta, Canada

6, 3967 – 112th Avenue SE
Calgary, AB T2C 0J4
Tel: (403) 252-7972
Toll Free Tel: (888) 668-1234
Toll Free Fax: (888) 227-3291



Santa Barbara CA, U.S.A

817 Garden St Ste.100
Santa Barbara, CA 93101
Tel: (805) 683-8889
Fax: (805) 683-0102



Ontario, Canada



2-1175 Kerrisdale Blvd.
Newmarket, ON. L3Y 8W1
Tel: (905) 868-9287
Toll Free Tel: (888) 868-9287
Fax: (905) 830-0512





LINE CARD (PARTIAL LIST)

Good Water Warehouse, Inc. is a stocking, master distributor for over 150 manufacturers of the highest quality residential, commercial, and industrial water filtration components and equipment. We offer factory direct pricing, worldwide distribution, short lead-times, and a knowledgeable and experienced customer service team. Please note that this is a partial list of the manufacturers that we represent. We add new manufacturers and product lines weekly. Please contact one of our customer service representatives if you do not see the manufacturer or products you require.

MANUFACTURER	PRODUCT DESCRIPTION
 AIRGAP	AirGap International R/O and Water Softener Air Gaps
 AMTROL™	Amtrol™ Inc. R/O Pressure Tanks
 APEX VALVES A WATTS Brand	Apex® Pressure Regulators
 ARIES FILTER WORKS	Aries Filter Works® Specialty Filters, Filter Media and Resin
 AquaLock™	AquaLock™ Large Diameter /High Pressure/Temp Quick Connect Fittings
 aquatec	Aquatec Water Systems Inc.® Delivery, Booster, Permeate R/O Pumps and Electronic Solenoids
 Blue-White Industries, Ltd	Blue-White Industries® Flow Meters and Injector Pumps
 CSM®	CSM® Residential/Commercial Membranes
 EMD Global	EMD Global LLC Specialty Faucets and Accessories
 EXTECH INSTRUMENTS A FLIR COMPANY	Extech Instruments® Water Testing Equipment
 Filtrex TECHNOLOGIES PVT LTD An ISO 9001 & ISO 14001 Company	Filtrex Technologies ECOCARB™ greenblock® Environmentally Friendly Filters
 FILMTEC™ Membranes	Filmtec™ Commercial and Residential Membranes
 FLOJET	Flojet® Booster and Delivery Pumps
 H ₂ O INTERNATIONAL	H ₂ O International® Shower Filters, Counter Top Filter Systems
 HANNA instruments	Hanna Instruments® Water Testing Equipment
 HARMSCO FILTRATION PRODUCTS	Harmsco Inc.® Commercial and Residential Pleated Filters and Housings
 HYDRANAUTICS	Hydranautics® Membranes Commercial Membrane Elements
 HYDRONAMIC	Hydronic Engineering® Shutoff Valves, Check Valves and Flow Restrictors
 HYPRO	Hypro-Precision® Plastic and Metal Fittings, Ball Valves and Pressure Gauges
 JACO	Jaco Manufacturing® Compression Tube Fittings
 John Guest AN RWC BRAND	John Guest® an RWC Brand Quick Connect Tube Fittings, Shutoff Valves and Food Grade Tubing
 RWC	
 KDF FLUID TREATMENT, INC.	KDF Fluid Treatment Inc.® KDF® Media
 Kflow	Kflow® Residential, Commercial and Industrial Water Treatment Equipment



	KX Technologies®	Matrikx® Carbon Block Filters
	Myron L Company®	Water Testing Equipment
	Noshok®	Dry and Liquid Filled Gauges
	Omnipure®	Inline Cartridges, Carbon Blocks, Everpure and Cuno Style Replacement Filters
	Payne USA Manufacturing®	Membrane Housings, Flow Restrictors, Shutoff Valves, Clips and Drain Connectors
	Pentair Water®	
	Autotrol®	Residential/Commercial/Industrial Filters, Residential Membranes and Equipment; Softener/Backwash Control Valves
	CodeLine™	Fiberglass Membrane Pressure Vessels
	PENTEK®	Carbon Filters, Replacement Filters and Housings
	Structural®	Commercial and Residential Mineral Tanks and Accessories
	Fleck®	Softener/Backwash Control Valves
	Park International/Structural™	Commercial and Residential Mineral Tanks and Accessories
	Shurflo Pump/Pentair®	Delivery and R/O Booster Pumps, Solenoid Switches
	Procon Products®	Commercial/Light Industrial Pumps and Motors
	Qmp Inc.®	R/O Faucets, Chrome Spouts and Adapters, Diverter Valves and Filter Housings
	Specialty Manufacturing Co.®	PVC, Brass, SS, Ball and Check Valves
	Sprite Industries Inc.®	Shower Filters
	Stenner Pumps®	Chemical Injection Pumps
	Tomlinson Industries®	Designer Faucets
	TST Water™	Standard, Hydrotech, Clack and Culligan Compatible Filters
	Ultra-Sun Technologies Inc.®	Residential UV Equipment
	Unicel®	Commercial and Residential Pleated Filters
	United Filters	Residential and Commercial Filters
	UV Dynamics	Ultraviolet Disinfection Systems
	Waterstone™	Residential Drinking Water Heaters, Designer Faucets
	WOW Water-On-Water™	Residential Drinking Water System
	VEOLIA Desal® from VEOLIA	Residential/Commercial/Industrial Filters, Membranes and Equipment Commercial and Residential Membranes
	VIQUA™	Residential, Commercial and Industrial UV Equipment



ORDER FORM

Corporate Office
1700 E. Walnut Ave.
Fullerton, CA 92831
Toll Free Tel: (800) 749-0252
Tel: (714) 441-2893
Toll Free Fax: (800) 749-0331
sales@goodwaterwarehouse.com

Santa Barbara Office
817 Garden St ste 100
Santa Barbara, CA 93101
Tel: (805) 683-8889
Fax: (805) 683-0102
rmason@goodwaterwarehouse.com

Canadian Office - Alberta
6, 3967 - 112th Avenue SE
Calgary, AB T2C 0J4
Toll Free Tel: (888) 668-1234
Tel:(403) 252-7972
Fax:(403) 252-3462
canadasales@goodwaterwarehouse.com

Canadian Office - Ontario
2-1175 Kerrisdale Blvd.
Newmarket, ON. L3Y 8W1
Toll Free Tel: (888) 868-9287
Tel: (905) 868-9287
Fax: (905) 830-0512
canadasales@goodwaterwarehouse.com

Date: ___/___/___ Account #: _____ Purchase Order #: _____ Purchaser's name: _____

Billing Address:
Company Name _____
Address: _____
City: _____ State/Province: _____
Zip/Postal Code: _____ Country: _____
Phone: (____) _____
Fax: (____) _____

Shipping Address:
Company Name _____
Address: _____
City: _____ State/Province: _____
Zip/Postal Code: _____ Country: _____
Phone: (____) _____
Fax: (____) _____

County: _____ (Required if taxable in California)

Payment: NET 30 (On Approved Credit) [] UPS COD [] Credit Card []

VISA/Master/Am-Ex/Discover #: _____ - _____ - _____ - _____ Exp. Date: ___/___/___ CVC: _____

Email Address: _____

Partial Ship: Yes [] No []

Ship via: UPS Ground [] 3 Day Select [] 2nd Day [] Next Day [] Other _____

Special instructions: (minimum order accepted is \$100.00 net, exclusive of freight)

Table with 5 columns: PART#, DESCRIPTION, QUANTITY, UNIT PRICE, TOTAL PRICE. Multiple empty rows for data entry.



CREDIT APPLICATION

Corporate Office
1700 E. Walnut Ave.
Fullerton, CA 92831
Toll Free Tel: (800) 749-0252
Tel: (714) 441-2893
Toll Free Fax: (800) 749-0331
sales@goodwaterwarehouse.com

Santa Barbara Office
817 Garden St ste 100
Santa Barbara, CA 93101
Tel: (805) 683-8889
Fax: (805) 683-0102
rmason@goodwaterwarehouse.com

Canadian Office - Alberta
6, 3967 - 112th Avenue SE
Calgary, AB T2C 0J4
Toll Free Tel: (888) 668-1234
Tel:(403) 252-7972
Fax:(403) 252-3462
canadasales@goodwaterwarehouse.com

Canadian Office - Ontario
2-1175 Kerrisdale Blvd.
Newmarket, ON. L3Y 8W1
Toll Free Tel: (888) 868-9287
Tel: (905) 868-9287
Fax: (905) 830-0512
canadasales@goodwaterwarehouse.com

The Information provided is for the sole purpose of obtaining credit and/or account qualifications for Good Water Warehouse, Inc.

Company Name: _____

Contact Person: _____

Billing Address: _____ Shipping Address: _____

City: _____ City: _____

County: _____ State/Province: _____ Zip: _____ County: _____ State/Province: _____ Zip: _____

Phone: (____) _____ Fax: (____) _____

E-Mail: _____ Cell: (____) _____

Engaged in Business Selling: _____

Type Business: [] Sole Owner [] Partnership [] Corporation [] LLC Date Est: ____/____/____

California Resale Number (If applicable): _____

Business Bank Branch _____ Account # _____

Contact Person: _____ Phone: (____) _____

Address: _____ Fax: (____) _____

City: _____ State/Province: _____ Zip: _____

TRADE REFERENCES:

Name: _____ Phone: (____) _____ Fax: (____) _____

Address: _____ City: _____ State/Province: _____ Zip: _____

Name: _____ Phone: (____) _____ Fax: (____) _____

Address: _____ City: _____ State/Province: _____ Zip: _____

Name: _____ Phone: (____) _____ Fax: (____) _____

Address: _____ City: _____ State/Province: _____ Zip: _____

Authorized Signature: _____ Date: ____/____/____

In consideration of extending credit at my request, I (the undersigned) hereby personally guarantee Good Water Warehouse, Inc. payment of any obligation of Company Name and I hereby agree to bind myself for payment of any unpaid debt including finance charges, shipping & handling and collection costs and/or attorney fees whenever the above applicant shall default on same. It is understood that this guarantee shall be continuing and irrevocable for indebtedness of Company Name. I also acknowledge receipt of and agree to all "terms and conditions" of Good Water Warehouse, Inc. (page 10)

Authorized Signature: _____ Date: ____/____/____

Print Name: _____ Title: _____ SSN: _____

CREDIT CARD AUTHORIZATION (OPTIONAL): I hereby authorize Good Water Warehouse, Inc. to charge the following credit card(s) for any amount that is above our credit limit and/or for any invoice that is past due.

VISA/Master/Am-Ex/Discover #: _____ - _____ - _____ - _____ Exp. Date: ____/____/____ CVC: _____

Print name: _____

Signature: _____ Date: ____/____/____



TERMS AND CONDITIONS OF SALE

GOOD WATER WAREHOUSE, INC.

ORDERING: Orders may be placed by phone, fax, and/or e-mail to **Good Water Warehouse, Inc.** Authorized purchases must include customer PO number, manufacturer's/GWW's part number, and pricing. Purchase orders received without part numbers will not be processed until the customer is contacted and part numbers are verified. Purchase orders must state if partial shipments are allowed and must designate required shipping method. If you do not have the parts numbers, pricing, or case quantity, please contact our sales department or visit our web site (www.goodwaterwarehouse.com).

ORDER CONFIRMATIONS: All purchase orders will be confirmed by phone, fax, or e-mail. Any discrepancies in pricing, part numbers, descriptions, and/or case quantities will be noted in the order confirmation. It is the customer's responsibility to review the order confirmations and advise if any changes are required. If we do not hear from the customer regarding the confirmation, we will process order according to the confirmation.

MINIMUM ORDERS: Minimum order accepted is \$100.00 net, exclusive of freight. Any orders placed that are less than \$100.00 will be assessed a \$10.00 service charge.

TERMS: Terms given on approved credit. Past due accounts will be charged interest at 1 1/2% per month. Credit will not be extended to accounts with poor payment history. Without approved credit, orders are shipped on a prepaid basis within the USA, and Irrevocable Letter of Credit or prepaid outside of the USA. Large orders and/or special item orders may also be subject to a down payment.

NSF CHECKS: There is a \$25.00 charge for all NSF checks.

INVOICING: All shipments are invoiced the day of shipping. Customers are required to pay all invoices in full within terms. Short payments on invoices are not acceptable. All questions regarding invoices and payments must be addressed with our accounts receivable department before invoices become due.

WILL CALL ORDERS: All standard ordering terms apply to WILL CALL orders. The customer must advise what day and time they will pick up the order. Completed WILL CALL order will be held for a maximum of 3 business days. A restock charge may be assessed to any WILL CALL orders that are not picked up within the required time frame. Additions or deletions to WILL CALL orders after invoicing are subject to all new order Terms and Conditions. Orders are typically pulled within one working day. WILL CALL orders can be picked up Monday – Friday from 9:00 AM – 11:30 AM and from 1:30 PM – 3:00 PM. Expediting fees may apply to same day pick ups and walk in orders. All customers are required to have a copy of their order or an order number when picking up.

TAXES: Taxes are not included. Quoted prices are exclusive of all taxes. Purchaser shall be responsible for payment of all applicable state/local sales, use and/or gross receipts' taxes resulting from transactions with **Good Water Warehouse, Inc.**, regardless of placement of liability for the tax by law. Orders shipped within California, or to Canada are subject to applicable county tax rates unless a completed resellers' card or exempt certificate is on file.

FREIGHT: All shipments are F.O.B., **Good Water Warehouse, Inc.**, Fullerton, Ca. All drop ship order will be assessed a \$5.00 handling charge.

ROUTING: To be specified by customer on purchase order, otherwise, Good Water Warehouse will ship best method.

ORDER CHANGES: Additions to an order may be made at no charge prior to the processing of an order. Processing of an order typically begins within one hour of receipt of purchase order and is typically accomplished within one working day. Deletion and/or changes to an order after it has been processed are subject to a \$25.00 minimum handling fee. Changes may cause additional charges and may increase the time required to ship an order.

RETURNS: A Return Goods Authorization (RGA) number must be obtained from **Good Water Warehouse, Inc.** within 45 days of the invoice date before any returns can be shipped. All returns for warranty consideration must be shipped prepaid. Freight collect returns will not be accepted. Returns determined to be in warranty will be replaced or repaired, and will be returned to the purchaser prepaid by surface freight.

FREIGHT CLAIMS: Shipments are the purchaser's responsibility. All shipments must be inspected for damages and counted for shortages at the time of delivery. Freight claims must be made immediately and directly to the freight carrier. **Good Water Warehouse, Inc.** will not be held responsible for breakage or shortage after products are accepted from common carrier. Any damage or discrepancy must be noted immediately and reported to GWW within 72 hours of receipt of merchandise or claim will not be accepted.

RESTOCK: Minimum restocking charge is 20% or \$50.00, whichever is higher. Orders shipped incorrectly are not subject to restock charge and correct items will be shipped prepaid by surface freight. All other returns are subject to the restock charge. Goods must be in original container and in saleable condition to be considered for restocking.

CANCELED ORDERS: Orders placed but canceled AFTER the order has been processed and sent to shipping or engineering, will be subject to a minimum 10% cancellation fee (\$50.00 minimum), assuming manufacturing has not commenced, and no detailed engineering or special parts have been ordered. Additional fees may be charged depending upon the level of completion of detailed engineering and/or if any special parts have been ordered.

THERE ARE NO EXCEPTIONS--THANK YOU FOR YOUR BUSINESS



WATER SOFTENERS, POE EQUIPMENT & COMPONENTS





WATER SOFTENER EQUIPMENT SIZING CHART

Softeners / POE

Tank Dim. (Inches)	Tank Diameter Sq. Ft. of bed area	Tank Volume Full Cu. Ft.	Tank Volume 50% Free Board Cu. Ft.	Resin Bed Depth Inches	Free Board Depth Inches	Backwash Sq. Ft. Bed Area		Kilo Grains Exchange Resin at 30,000 Gr. Per Cu. Ft.	NaCl Req. Per Regen. at 15 Per Cu. Ft.	Kilo Grains Exchange Resin at 24,000 Gr. Per Cu. Ft.	NaCl Req. Per Regen. at 8.5 Per Cu. Ft.	Kilo Grains Exchange Resin at 20,000 Gr. Per Cu. Ft.	NaCl Req. Per Regen. at 6 Per Cu. Ft.
						at 4.5 GPM	at 5.0 GPM						
6 x 13	0.20	0.2	0.13	8.7	4.3	.9	1.0	4.0	2.0	3.10	1.1	2.6	0.8
6 x 18	0.20	0.3	0.20	12.0	6.0	.9	1.0	6.0	3.0	4.80	1.7	4.0	1.2
6 x 35	0.20	0.6	0.40	23.3	11.7	.9	1.0	12.0	6.0	9.60	3.4	8.0	2.4
7 x 24	0.27	0.5	0.33	16.0	8.0	1.2	1.35	10.0	5.0	7.90	2.8	6.6	2.0
7 x 30	0.27	0.6	0.40	20.0	10.0	1.2	1.35	12.0	6.0	9.60	3.4	8.0	2.4
7 x 35	0.27	0.8	0.53	23.3	11.7	1.2	1.35	16.0	8.0	12.70	4.5	10.6	3.2
7 x 40	0.27	0.9	0.60	26.7	13.3	1.2	1.35	18.0	9.0	14.40	5.1	12.0	3.6
7 x 44	0.27	1.0	0.66	29.3	14.7	1.2	1.35	20.0	10.0	15.80	5.6	13.2	4.0
8 x 17	0.35	0.4	0.26	11.3	5.7	1.6	1.75	8.0	4.0	6.24	2.2	5.2	1.6
8 x 24	0.35	0.6	0.40	16.0	8.0	1.6	1.75	12.0	6.0	9.60	3.4	8.0	2.4
8 x 30	0.35	0.8	0.53	20.0	10.0	1.6	1.75	16.0	8.0	12.70	4.5	10.6	3.2
8 x 35	0.35	0.9	0.60	23.3	11.7	1.6	1.75	18.0	9.0	14.40	5.1	12.0	3.6
8 x 40	0.35	1.1	0.73	26.7	13.3	1.6	1.75	22.0	11.0	17.50	6.2	14.6	4.4
8 x 44	0.35	1.2	0.80	29.3	14.7	1.6	1.75	24.0	12.0	19.20	6.8	16.0	4.8
9 x 35	0.44	1.2	0.80	23.3	11.7	2.0	2.2	24.0	12.0	19.20	6.8	16.0	4.8
9 x 40	0.44	1.4	0.93	26.7	13.3	2.0	2.2	28.0	14.0	22.30	7.9	18.6	5.6
9 x 48	0.44	1.7	1.13	32.0	16.0	2.0	2.2	34.0	17.0	27.10	9.6	22.6	6.8
10 x 19	0.54	0.7	0.46	12.7	6.3	2.43	2.7	14.0	7.0	11.00	3.9	9.2	2.8
10 x 30	0.54	1.2	0.80	20.0	10.0	2.43	2.7	24.0	12.0	19.2	6.8	16.0	4.8
10 x 35	0.54	1.4	0.93	23.3	11.7	2.43	2.7	28.0	14.0	22.30	7.9	18.6	5.6
10 x 40	0.54	1.6	1.07	26.7	13.3	2.43	2.7	32.0	16.0	25.70	9.1	21.4	6.4
10 x 42	0.54	1.7	1.13	28.0	14.0	2.43	2.7	34.0	17.0	27.10	9.6	22.6	6.8
10 x 44	0.54	1.8	1.20	29.3	14.7	2.43	2.7	36.0	18.0	28.80	10.2	24.0	7.2
10 x 47	0.54	1.9	1.26	31.3	15.7	2.43	2.7	38.0	19.0	30.20	10.7	25.2	7.6
10 x 54	0.54	2.2	1.46	36.0	18.0	2.43	2.7	44.0	22.0	35.00	12.4	29.2	8.8
12 x 48	0.78	3.1	2.06	32.0	16.0	3.51	3.9	62.0	31.0	49.40	17.5	41.2	12.4
13 x 54	0.92	3.7	2.46	36.0	18.0	4.14	4.6	74.0	37.0	59.00	20.9	49.2	14.8
14 x 65	1.07	5.3	3.53	43.3	21.7	4.82	5.35	106.0	53.0	84.70	30.0	70.6	21.2
16 x 65	1.40	6.4	4.26	43.3	21.7	6.30	7.0	128.0	64.0	102.20	36.2	85.2	25.6
18 x 65	1.76	8.5	5.50	43.3	21.7	7.9	8.8	150.0	75.0	120.0	42.5	100.0	30.0
21 x 62	2.40	11.0	7.33	41.3	20.7	10.80	12.00	220.0	111.0	175.90	62.3	146.6	44.0
24 x 71	3.14	16.0	10.60	47.3	23.7	14.13	15.70	318.0	159.0	254.40	91.1	212.0	63.6
30 x 72	4.90	26.0	17.30	48.0	24.0	22.05	24.50	519.0	259.5	415.20	147.1	346.0	103.8
36 x 72	7.07	36.1	24.10	48.0	24.0	31.82	35.35	723.0	361.5	578.40	204.9	482.0	144.6
42 x 72	9.62	42.1	28.00	48.0	24.0	42.29	48.10	840.0	420.0	672.00	238	560.0	168.0

CALL GOOD WATER WAREHOUSE FOR CUSTOMIZED COMMERCIAL & INDUSTRIAL EQUIPMENT QUOTES

TECH TIPS - MEDIA BACKWASH & SERVICE RATES

MEDIA	BACKWASH RATE/FT ²	SERVICE FLOW RATE/FT ²	WEIGHT FT ³
ACTIVATED CARBON	10 - 12 GPM	5 GPM	25 LBS
BIRM REG	10 - 12 GPM	3.5 - 5 GPM	48 LBS
CATION RESIN	3 - 5 GPM	1 - 5 GPM / Cu. Ft.	54 LBS
FILTER AG	8 - 10 GPM	5 GPM	25 LBS
GREENSAND	10 - 12 GPM	3 - 5 GPM	86 LBS
KDF	30 GPM	15 GPM	171 LBS
MTM	8 - 10 GPM	2 - 5 GPM	45 - 50 LBS
MULTIMEDIA	12 -15 GPM	5 GPM	100 LBS
NEXSAND	13 - 22 GPM	12 - 20 GPM	55 LBS
PYROLUX	25 - 30 GPM	5 GPM	125 LBS



VALUMAX™ FLECK™ WATER SOFTENERS



5600 WATER SOFTENERS

- Durable time proven valve design using fiber reinforced polymer construction
- Available electromechanical and SXT electronic controls
- Down flow regeneration
- Continuous flow rate up to 20 gpm (valve only)
- Composite media tank
- 1" high flow basket riser
- 8% crosslink resin
- Heavy duty blow molded brine tank
- 2310 brine safety valve with air check
- 5 year warranty on control, 10 year on resin tank



5600C



- 12 day clock operation
- Adjustable brine setting

Valumax 5600C - Clock Control

Part #	Description	1±	3±	6±	12±
CVM-.75-5600CC	0.75CUFT;22K; 5600CC; RT8X44; BT14X34				
CVM-1.0-5600CC	1.0CUFT; 30K; 5600CC; RT9X48; BT14X34				
CVM-1.5-5600CC	1.5CUFT; 45K; 5600CC; RT10X54; BT14X34				
CVM-2.0-5600CC	2.0CUFT; 60K; 5600CC; RT12X52; BT14X34				
CVM-2.5-5600CC	2.5CUFT; 75K; 5600CC; RT13X54; BT18x40				
CVM-3.0-5600CC	3.0CUFT; 90K; 5600CC; RT14X65; BT18X40				

5600MI



- 0-2100 gallon meter
- Paddlewheel meter
- Adjustable brine setting

Valumax 5600MI - Mechanical Metered Control

Part #	Description	1±	3±	6±	12±
CVM-.75-5600MI	0.75CUFT;22K; 5600MI; RT8X44; BT14X34				
CVM-1.0-5600MI	1.0CUFT; 30K; 5600MI; RT9X48; BT14X34				
CVM-1.5-5600MI	1.5CUFT; 45K; 5600MI; RT10X54; BT14X34				
CVM-2.0-5600MI	2.0CUFT; 60K; 5600MI; RT12X52; BT14X34				
CVM-2.5-5600MI	2.5CUFT; 75K; 5600MI; RT13X54; BT18x40				
CVM-3.0-5600MI	3.0CUFT; 90K; 5600MI; RT14X65; BT18X40				

5600SXT



- Turbine meter
- Fully adjustable cycle times
- Backlit LCD display
- Super capacitor 12 hour clock backup

Valumax 5600SXT - Electronic Metered Control

Part #	Description	1±	3±	6±	12±
CVM-.75-5600SXT	0.75CUFT;22K; 5600SXT; RT8X44; BT14X34				
CVM-1.0-5600SXT	1.0CUFT; 30K; 5600SXT; RT9X48; BT14X34				
CVM-1.5-5600SXT	1.5CUFT; 45K; 5600SXT; RT10X54; BT14X34				
CVM-2.0-5600SXT	2.0CUFT; 60K; 5600SXT; RT12X52; BT14X34				
CVM-2.5-5600SXT	2.5CUFT; 75K; 5600SXT; RT13X54; BT18x40				
CVM-3.0-5600SXT	3.0CUFT; 90K; 5600SXT; RT14X65; BT18X40				

Install parts (bypass valves, tube adapter kits, drain fittings) are **sold separately** and are listed on page 19.

Units up to 2 cubic feet (12" x 52" media tank) are shipped with media loaded. Larger systems have media packaged separately which must be loaded on site.



Softeners / POE

5800 WATER SOFTENERS

- Fiber reinforced polymer valve body construction
- Cartridge based seal and spacer design
- Soft water brine refill
- 10,000 rpm 12v DC drive
- Optical sensor technology for precise piston control
- Available SXT and XTR2 electronic controls
- Programmable relay output. 1 on SXT control and 2 on XTR2 control.
- Variable reserve
- Optical sensor technology for precise piston control
- Down flow regeneration
- Continuous flow rate up to 21 gpm (valve only)
- Composite media tank
- 1" high flow basket riser
- 8% crosslink resin
- Heavy duty blow molded brine tank
- 2310 brine safety valve with air check
- 5 year warranty on control, 10 year warranty on resin tank



5800SXT



- Service flow up to 21 GPM
- 3/4" turbine meter
- For 3/4" or 1" plumbing connections

Valumax 5800SXT - Electronic Metered Control

Part #	Description	1±	3±	6±	12±
CVM-.75-5800SXT	.75CUFT; 24K; 5800SXT; RT8X44; BT14X34				
CVM-1.0-5800SXT	1.0CUFT; 30K; 5800SXT; RT9X48 ;BT14X34				
CVM-1.5-5800SXT	1.5CUFT; 45K; 5800SXT; RT10X54 ;BT14X34				
CVM-2.0-5800SXT	2.0CUFT; 60K; 5800SXT; RT12X52 ;BT14X34				
CVM-2.5-5800SXT	2.5CUFT; 75K; 5800SXT; RT13X54; BT18x40				
CVM-3.0-5800SXT	3.0CUFT; 90K; 5800SXT; RT14X65 ;BT18X40				

XTR2



- Color LCD touchscreen display
- Intuitive programming interface
- Advanced diagnostic
- Assistance screen with dealer contact info
- Field programmable via USB
- Downloadable diagnostics via USB
- Programmable relay
- Error alarm

Valumax 5800XTR2 - Electronic Touch Screen Metered Control

Part #	Description	1±	3±	6±	12±
CVM-.75-5800XTR2	.75CUFT; 24K; 5800XTR2; RT8X44; BT14X34				
CVM-1.0-5800XTR2	1.0CUFT; 30K; 5800XTR2; RT9X48 ;BT14X34				
CVM-1.5-5800XTR2	1.5CUFT; 45K; 5800XTR2; RT10X54 ;BT14X34				
CVM-2.0-5800XTR2	2.0CUFT; 60K; 5800XTR2; RT12X52 ;BT14X34				
CVM-2.5-5800XTR2	2.5CUFT; 75K; 5800XTR2; RT13X54; BT18x40				
CVM-3.0-5800XTR2	3.0CUFT; 90K; 5800XTR2; RT14X65 ;BT18X40				

Install parts (bypass valves, tube adapter kits, drain fittings) are **sold separately** and are listed on page 19.

Units up to 2 cubic feet (12" x 52" media tank) are shipped with media loaded. Larger systems have media packaged separately which must be loaded on site.



2510 WATER SOFTENERS

- Fiber reinforced polymer valve body construction
- Time-tested, hydraulically balanced piston for service and regeneration
- Rugged commercial grade drive assembly
- Fully adjustable 5 cycle control
- Backlit LCD display
- Down flow regeneration
- Continuous flow rate up to 19 gpm (valve only)
- Composite media tank
- 1" high flow basket riser
- 8% crosslink resin
- Heavy duty blow molded brine tank
- 2310 brine safety valve with air check
- 5 year warranty on control, 10 year warranty on resin tank

SXT Control



- Backlit LCD display
- Fully adjustable cycle times
- Electronic immediate regeneration
- Diagnostics



Valumax 2510SXT - Electronic Metered Control

Part #	Description	1±	3±	6±	12±
CVM-1.0-2510SXT	1.0CUFT; 30K; 2510SXT; RT9X48 ;BT14X34				
CVM-1.5-2510SXT	1.5CUFT; 45K; 2510SXT; RT10X54 ;BT14X34				
CVM-2.0-2510SXT	2.0CUFT; 60K; 2510SXT; RT12X52 ;BT18x40				
CVM-2.5-2510SXT	2.5CUFT; 75K; 2510SXT; RT13X54; BT18x40				
CVM-3.0-2510SXT	3.0CUFT; 90K; 2510SXT; RT14X65 ;BT18X40				
CVM-4.0-2510SXT	4.0CUFT; 120K; 2510SXT; RT16X65 ;BT18X40				

Install parts (bypass valves, tube adapter kits, drain fittings) are **sold separately** and are listed on page 19.

Units up to 2 cubic feet (12" x 52" media tank) are shipped with media loaded. Larger systems have media packaged separately which must be loaded on site.

9100 TWIN ALTERNATING WATER SOFTENERS

- Fiber reinforced polymer valve body construction
- Dual piston design
- Continuous 24/7 supply of softened water
- Soft water down flow regeneration
- Backlit LCD display
- Continuous flow rate up to 18 gpm (valve only)
- Composite media tanks
- 1" high flow basket riser
- 8% crosslink resin
- Heavy duty blow molded brine tank
- 2310 brine safety valve with air check
- 5 year warranty on control, 10 year warranty on resin tank

SXT Control



- Backlit LCD display
- Fully adjustable cycle times
- Electronic immediate regeneration
- Diagnostics



Valumax 9100SXT - Twin Alternating Electronic Metered Control

Part #	Description	1±	3±	6±	12±
CVM-.75-9100SXT	1.0CUFT;30K; 9100SXT-3/4" TURB; RT8X44; BT14X34				
CVM-1.0-9100SXT	1.0CUFT;30K; 9100SXT-3/4" TURB; RT9X48; BT14X34				
CVM-1.5-9100SXT	1.5CUFT;45K; 9100SXT-3/4" TURB; RT10X54; BT18X40				
CVM-2.0-9100SXT	2.0CUFT;60K; 9100SXT-3/4" TURB; RT12X52; BT18X40				
CVM-2.5-9100SXT	2.5CUFT;75K; 9100SXT 3/4" TURB; RT13X54; BT18X40				
CVM-3.0-9100SXT	3.0CUFT;90K; 9100SXT 3/4" TURB; RT14X65; BT18X40				
CVM-4.0-9100SXT	4.0CUFT;120K; 9100SXT 3/4" TURB; RT16X65; BT24X40				

Install parts (bypass valves, tube adapter kits, drain fittings) are **sold separately** and are listed on page 19.

Units up to 2 cubic feet (12" x 52" media tank) are shipped with media loaded. Larger systems have media packaged separately which must be loaded on site.



Softeners / POE

CABINET WATER SOFTENERS



SOFTFLO CABINET

- Fleck 5600MI and 5600SXT valve
- Sleek and compact appliance style design
- Space saving footprint 22.5" x 12.5" x 44.5"
- Blow molded cabinet with injection molded cover
- Direct access to electronic function (SXT models) with integrated face plate

Valumax Softflo Cabinet

Part #	Description	1±	3±	6±	12±
CVM-SFLO-1.0-56MI	1.0CUFT;30K; SOFTFLO; 5600MI; RT10X35				
CVM-SFLO-1.0-56SE	1.0CUFT;30K; SOFTFLO; 5600SXT; RT10X35				



WS CABINET

- Fleck 5600 and 5800 valves
- Sliding cover for access to salt compartment
- Flip up access window to access valve control
- 1 cubic foot size 20.56" x 13.81" x 44.62"
- 0.5 cubic foot size 20.56" x 13.81" x 27.75"

Valumax WS Series Cabinet

Part #	Description	1±	3±	6±	12±
CVM-WSCAB-.50-5800SXT	.50CUFT; 15K; WS CAB; 5800SXT; RT10X18				
CVM-WSCAB-1.0-5800SXT	1.0CUFT; 30K; WS CAB; 5800SXT; RT10X35				
CVM-WSCAB-1.0-5800XTR2	1.0CUFT; 30K; WS CAB; 5800XTR2; RT10X35				

VALUMAX™ FLECK™ BACKWASHING FILTER SYSTEMS



- Filter media selection is based on application.
- Media data sheets are available through customer service if required.
- Backwashing filters shown represent common sizes and media choices.
- Other sizes and media selections are available.



Air Injection Oxidizer Filters (AIO)

- Simplified Iron, Manganese, and Hydrogen Sulfide removal.
- Chemical free, single tank solution.
- Utilizes an air draw cycle to create a captive air pocket above the media bed to enhance oxidation and filtration.
- SXT electronic time clock control
- 4 cycle operation - Backwash, Air Draw, Fast rinse, Service
- BIRM media for Iron and Manganese removal. Refer to media data sheet for application guidelines.
- Catalytic Carbon media for Hydrogen Sulfide removal.

Air Injection Oxidizer Filters (AIO)

Part #	Description	1±	3±	6±	12±
CFM-1.0-5800SXT-AIO-BIRM	1.0 CUFT; BIRM; 5800SXT-AIO; RT 9X48				
CFM-1.5-5800SXT-AIO-BIRM	1.5 CUFT; BIRM; 5800SXT-AIO; RT 10X54				
CFM-2.0-5800SXT-AIO-BIRM	2.0 CUFT; BIRM; 5800SXT-AIO; RT 12X52				
CFM-1.0-5800SXT-AIO-MC1240	1.0 CUFT; CATALYTIC CARB 5800SXT-AIO; RT 9X48				
CFM-1.5-5800SXT-AIO-MC1240	1.5 CUFT; CATALYTIC CARB 5800SXT-AIO; RT 10X54				
CFM-2.0-5800SXT-AIO-MC1240	2.0 CUFT; CATALYTIC CARB 5800SXT-AIO; RT 12X52				
CFM-1.0-5800SXT-AIO-CENTAUR	1.0 CUFT CENTAUR CARB 5800SXT-AIO; RT 9X48				
CFM-1.5-5800SXT-AIO-CENTAUR	1.5 CUFT CENTAUR CARB 5800SXT-AIO; RT 10X54				
CFM-2.0-5800SXT-AIO-CENTAUR	2.0 CUFT CENTAUR CARB 5800SXT-AIO; RT 12X52				
CFM-1.0-2510AIO-BIRM	1.0 CUFT; BIRM; 2510SXT-AIO; RT 9X48				
CFM-1.5-2510AIO-BIRM	1.5 CUFT; BIRM; 2510SXT-AIO; RT 10X54				
CFM-2.0-2510AIO-BIRM	2.0 CUFT; BIRM; 2510SXT-AIO; RT 12X52				
CFM-1.0-2510AIO-MC1240	1.0 CUFT; CATALYTIC CARB; 2510SXT-AIO; RT 9X48				
CFM-1.5-2510AIO-MC1240	1.5 CUFT; CATALYTIC CARB; 2510SXT-AIO; RT 10X54				
CFM-2.0-2510AIO-MC1240	2.0 CUFT; CATALYTIC CARB; 2510SXT-AIO; RT 12X52				
CFM-1.0-2510AIO-CENTAUR	1.0 CUFT CENTAUR CARB 2510SXT-AIO; RT 9X48				
CFM-1.5-2510AIO-CENTAUR	1.5 CUFT CENTAUR CARB 2510SXT-AIO; RT 10X54				
CFM-2.0-2510AIO-CENTAUR	2.0 CUFT CENTAUR CARB 2510SXT-AIO; RT 12X52				



5800 XTR2

Carbon Filters

- Chlorine reduction
- Taste and odor reduction
- Reduction of chemical by-products of chlorination, pesticides, herbicides and other organic chemicals
- 3 cycle operation - Backwash, Fast rinse, Service
- Carbon works by chemical adsorption, and will need periodic replacement to maintain effectiveness

Carbon Filters

Part #	Description	1±	3±	6±	12±
CFM-1.0-5800SXT-CARBON	1.0CUFT; CARBON; 5800SXT; RT 9X48				
CFM-1.5-5800SXT-CARBON	1.5CUFT; CARBON; 5800SXT; RT 10X54				
CFM-2.0-5800SXT-CARBON	2.0CUFT; CARBON; 5800SXT; RT 12X52				
CFM-3.0-5800SXT-CARBON	3.0CUFT; CARBON; 5800SXT; RT 14X65				
CFM-1.0-5800XTR2-CARBON	1.0CUFT; CARBON; 5800XTR2; RT 9X48				
CFM-1.5-5800XTR2-CARBON	1.5CUFT; CARBON; 5800XTR2; RT 10X54				
CFM-2.0-5800XTR2-CARBON	2.0CUFT; CARBON; 5800XTR2; RT 12X52				
CFM-3.0-5800XTR2-CARBON	3.0CUFT; CARBON; 5800XTR2; RT 14X65				
CFM-1.0-2510-CARBON	1.0CUFT; CARBON; 2510FC; 120V; RT 9X48				
CFM-1.5-2510-CARBON	1.5CUFT; CARBON; 2510FC; 120V; RT 10X54				
CFM-2.0-2510-CARBON	2.0CUFT; CARBON; 2510FC; 120V; RT 12X52				
CFM-3.0-2510-CARBON	3.0CUFT; CARBON; 2510FC; 120V; RT 14X65				
CFM-1.0-2510SXT-CARBON	1.0CUFT; CARBON; 2510SXT; RT 9X48				
CFM-1.5-2510SXT-CARBON	1.5CUFT; CARBON; 2510SXT; RT 10X54				
CFM-2.0-2510SXT-CARBON	2.0CUFT; CARBON; 2510SXT; RT 12X52				
CFM-3.0-2510SXT-CARBON	3.0CUFT; CARBON; 2510SXT; RT 14X65				



2510 SXT

Catalytic Carbon Filters

- Chloramine reduction
- Iron and Hydrogen Sulfide removal (typically requires air injection)
- 3 cycle operation - Backwash, Fast rinse, Service

Catalytic Carbon Filters

Part #	Description	1±	3±	6±	12±
CFM-1.0-5800SXT-MC1240	1.0CUFT; CATALYTIC CARBON; 5800SXT; RT9X48				
CFM-1.5-5800SXT-MC1240	1.5CUFT; CATALYTIC CARBON; 5800SXT; RT 10x54				
CFM-2.0-5800SXT-MC1240	2.0CUFT; CATALYTIC CARBON; 5800SXT; RT 12X52				
CFM-3.0-5800SXT-MC1240	3.0CUFT; CATALYTIC CARBON; 5800SXT; RT 14X65				
CFM-1.0-5800XTR2-MC1240	1.0CUFT; CATALYTIC CARBON; 5800XTR2; RT9X48				
CFM-1.5-5800XTR2-MC1240	1.5CUFT; CATALYTIC CARBON; 5800XTR2; RT 10x54				
CFM-2.0-5800XTR2-MC1240	2.0CUFT; CATALYTIC CARBON; 5800XTR2; RT 12X52				
CFM-3.0-5800XTR2-MC1240	3.0CUFT; CATALYTIC CARBON; 5800XTR2; RT 14X65				
CFM-1.0-2510SXT-MC1240	1.0CUFT; CATALYTIC CARBON; 2510SXT; RT9X48				
CFM-1.5-2510SXT-MC1240	1.5CUFT; CATALYTIC CARBON; 2510SXT; RT 10x54				
CFM-2.0-2510SXT-MC1240	2.0CUFT; CATALYTIC CARBON; 2510SXT; RT 12X52				
CFM-3.0-2510SXT-MC1240	3.0CUFT; CATALYTIC CARBON; 2510SXT; RT 14X65				



5800 SXT with Feeder

Greensand Plus Filters

- Removal of Iron, Manganese, Hydrogen Sulfide, Arsenic and Radium
- Effective over a broad pH range
- Batch regeneration
- Includes 10"x16" potassium permanganate feeder tank.
- 5 cycle operation - Backwash, Chem Draw, Fast rinse, Refill, Service

Greensand Filters (With KMnO4 Feeder)

Part #	Description	1±	3±	6±	12±
CFM-1.0-5800SXT-GRNSAND	1.0CUFT; GRNSAND; 5800SXT; RT9X48				
CFM-1.5-5800SXT-GRNSAND	1.5CUFT; GRNSAND; 5800SXT RT 10X54				
CFM-2.0-5800SXT-GRNSAND	2.0CUFT; GRNSAND; 5800SXT RT 12X52				
CFM-1.0-2510-GRNSAND	1.0CUFT; GREENSAND; 2510CC; 120V; RT9X48				
CFM-1.5-2510-GRNSAND	1.5CUFT; GREENSAND; 2510CC; 120V; RT 10X54				
CFM-2.0-2510-GRNSAND	2.0CUFT; GREENSAND; 2510CC; 120V; RT 12X52				
CFM-1.0-2510SXT-GRNSAND	1.0CUFT; GREENSAND; 2510SXT; RT9X48				
CFM-1.5-2510SXT-GRNSAND	1.5CUFT; GREENSAND; 2510SXT; RT 10X54				
CFM-2.0-2510SXT-GRNSAND	2.0CUFT; GREENSAND; 2510SXT; RT 12X52				



Softeners / POE



5800 SXT

Nextsand Filters

- Turbidity reduction providing filtration dow to 3-5 micron
- High service flow
- Removal of precipitated material after chemical feed (chlorine, peroxide, etc)
- Durable, long lasting media (typically 5+ years)
- 3 cycle operation - Backwash, Fast rinse, Service

Nextsand Filters (Not for sale in California)

Part #	Description	1±	3±	6±	12±
CFM-1.0-5800SXT-NEXSAND	1.0CUFT; NEXSAND; 5800SXT; RT 9X48				
CFM-1.5-5800SXT-NEXSAND	1.5CUFT; NEXSAND; 5800SXT; RT 10X54				
CFM-2.0-5800SXT-NEXSAND	2.0CUFT; NEXSAND; 5800SXT ;RT 12X52				
CFM-3.0-5800SXT-NEXSAND	3.0CUFT; NEXSAND; 5800SXT; RT 14X65				
CFM-1.0-5800XTR2-NEXSAND	1.0CUFT;NEXSAND;5800XTR2;RT9X48				
CFM-1.5-5800XTR2-NEXSAND	1.5CUFT; NEXSAND; 5800XTR2; RT 10X54				
CFM-2.0-5800XTR2-NEXSAND	2.0CUFT; NEXSAND; 5800XTR2 ;RT 12X52				
CFM-3.0-5800XTR2-NEXSAND	3.0CUFT; NEXSAND; 5800XTR2; RT 14X65				
CFM-1.0-2510-NEXSAND	1.0CUFT; NEXSAND; 2510FC; RT 9X48				
CFM-1.5-2510-NEXSAND	1.5CUFT; NEXSAND; 2510FC; RT 10X54				
CFM-2.0-2510-NEXSAND	2.0CUFT; NEXSAND; 2510FC; RT 12X52				
CFM-3.0-2510-NEXSAND	3.0CUFT; NEXSAND; 2510FC; RT 14X65				
CFM-1.0-2510SXT-NEXSAND	1.0CUFT; NEXSAND; 2510SXT; RT 9X48				
CFM-1.5-2510SXT-NEXSAND	1.5CUFT; NEXSAND; 2510SXT; RT 10X54				
CFM-2.0-2510SXT-NEXSAND	2.0CUFT; NEXSAND; 2510SXT; RT 12X52				
CFM-3.0-2510SXT-NEXSAND	3.0CUFT; NEXSAND; 2510SXT; RT 14X65				

FLECK™ VALVES



FLECK VALVES

Additional parts may need to be ordered separately to modify valves for your application.

See Page 20 for other available injectors and flow control washers.

Covers, bezels, drain retainers and other parts not included with valves are listed below the valve section.



5600

5600 Control Valve (Not for sale in California)

Part #	Description	1±	4±	8±	24±
560001-001	5600 3 CYCLE; 12D; 120V; NO DLFC				
560001-003	5600 5 CYCLE; 12D; 120V; #1 INJ; 0.5 BLFC; NO DLFC				
560002-001	5600 5 CYCLE; STD MTR; 120V; #1INJ, 0.5 BLFC; NO DLFC				
560001-029	5600 "L" 3 CYCLE; 24V 12DAY; 24V; INC CVR & US TSF				
560001-006	5600 "L" 5 CYCLE; 24V; 12D; #1 INJ; 0.5 BLFC; INC CVR & US TSF				
560002-004	5600 "L" 5 CYCLE; 24V; STD MTR; #1 INJ; 0.5 BLFC; INC CVR & US TSF				
560006-007	5600SXT 3 CYCLE; 24V; TIME CLOCK; 24V; NO DLFC				
560006-011	5600SXT 5 CYCLE; 24V; TIME CLOCK; #1 INJ; 0.5 BLFC; NO DLFC				
560006-002	5600SXT 5 CYCLE; 24V; TURBINE MTR; #1 INJ; 0.5 BLFC; NO DLFC				
560006-009	5600SXT 5 CYCLE; 24V; PADDLE MTR; #1 INJ; 0.5 BLFC; NO DLFC				



5800SXT

5800 Control Valve (Includes US Transformer, Cover) DLFC, DLFC Retainer, Bezel not included

Part #	Description	1±	4±	12±	24±
580006-003	5800SXT; 3 CYCLE; TIME CLOCK				
580006-005	5800SXT; 5 CYCLE; TIME CLOCK; #1/0.25				
580006-014	5800SXT; 5 CYCLE; DOWNFLOW; TURB MTR; #00/0.125				
580006-001	5800SXT; 5 CYCLE; DOWNFLOW; TURB MTR; #1/0.25				
580006-015	5800SXT; 5 CYCLE; DOWNFLOW; PDL MTR; #00/0.125				
580006-004	5800SXT; 5 CYCLE; DOWNFLOW; PDL MTR; #1/0.25				
580006-002	5800SXT; 5 CYCLE; UPFLOW; TURB MTR; #00/0.125				
580006-016	5800SXT; 5 CYCLE; UPFLOW; PDL MTR; #00/0.125				



5800XTR2

580008-003	5800XTR2; 3 CYCLE; TIME CLOCK				
580008-001	5800XTR2; 5 CYCLE; DOWNFLOW; TURB MTR; #00/0.125				
580008-002	5800XTR2; 5 CYCLE; UPFLOW; TURB MTR; #00/0.125				

Part #	Description	1±	10±	24±	48±
60705-00	DLFC RETAINER 1/2QC X 1/2FNPT; (REQ'D ALL 5800 VALVES)				



Softeners / POE



2510

2510 Control Valve (DLFC, Retainer & Cover Not included)

Part #	Description	1±	4±	8±	12±
251001-001	2510 3 CYCLE; 120V; 12D; NO DLFC/CVR				
251001-002	2510 5 CYCLE; 120V; 12D; 1650 #1/50; NO DLFC/CVR				
251002-001	2510 5 CYCLE; 120V; STD MTR; 1650 #1/50; NO DLFC/CVR				
251006-003	2510SXT 3 CYCLE; 24V; TIME CLOCK; NO DLFC/CVR				
251006-001	2510SXT 5 CYCLE; 24V; TIME CLOCK; 1650/#2; NO DLFC/CVR				
251006-006	2510SXT 5 CYCLE; 24V; 3/4" PDL; 1600 #1/50; NO DLFC/CVR				
251006-007	2510 AIO ;SXT;TC;24V; 4GPM DLFC; UPPER DEFLECTOR; NO CVR				

Part #	Description	1±	10±	24±	48±
60705-00	DLFC RETAINER 1/2QC X 1/2FNPT; (REQ'D ALL 2510 VALVES)				



9100

9000 / 9100 Twin Alternating Control Valve (DLFC & Second Tank Connector not Included)

Part #	Description	1±	2±	4±	6±
910002-001	9100 MI 3/4"STD RGE #1 INJ.50 BLFC; No DLFC or 2nd Tank Con.				
910002-002	9100 MI 3/4"STD RGE #3 INJ.1.0 BLFC; No DLFC or 2nd Tank Con.				
910006-002	9100 SXT 3/4" Turbine #1 INJ.25 BLFC; No DLFC or 2nd Tank Con.				
910006-004	9100 SXT 3/4" Turbine #2 INJ.50 BLFC; No DLFC or 2nd Tank Con.				
910006-005	9100 SXT 3/4" Paddle; #1 INJ.50 BLFC; No DLFC or 2nd Tank Con.				
910006-007	9100 SXT 1" Paddle; #3 INJ.1.0 BLFC; No DLFC or 2nd Tank Con.				

9000 / 9100 Second Tank Connector Assemblies

Part #	Description	1±	10±	24±	48±
60425-12	TUBE ASSY,9100,6-12" TANK				
60425-16	TUBE ASSY,9100,13-16" TANK				

VALUMAX™ FLECK™ INSTALL PARTS AND VALVE ACCESSORIES



(60049)

5600 / 5800 / 2510 / 9000 / 9100 Bypass & Yoke

Part #	Description	1±	10±	24±	48±
60049	PLASTIC BYPASS VALVE (YOKE REQUIRED)				
60040SS	3/4" BYPASS; NPT; STAINLESS				
60041SS	1" BYPASS; NPT; STAINLESS				
18706	1" MPT YOKE; PLASTIC				
18706-02	3/4" MPT YOKE; PLASTIC				
19620-01	90 DEGREE ANGLE ADAPTER				
41027-01	YOKE,3/4",NPT,CAST,MACHD, SS				
40636	YOKE, 1.25" NPT				
61700	YOKE ASSY, 3/4" CTS QC, 2510/5600/5800/9100				
61694	YOKE ASSY, 1" CTS QC, 2510/5600/5800/9100				



(60040SS)



(18706-02)

Drain Fittings

Part #	Description	1±	10±	24±	48±
3A12G	1/2" X 1/2" HB CONNECTOR				
3EL12G	1/2" X 1/2" HB ELBOW				
3EL3412F	3/4" FPT X 1/2" HB ELBOW				



(61694)



Drin Fitting
(3EL12G)

Valve Accessories

Part #	Description	1±	10±	24±	48±
60705-00	DLFC RETAINER; 1/2QCX1/2"FNPT (REQ'D ALL 5800 & 2510 VALVE)				
11912-01	DLFC ADAPTER BRASS 5810/2510 3/4" MPT; REQUIRES 60700-XX				
18280	UPPER BASEKET; 1.05"				
40697-02	UPPER BASKET, 32MM				
43261	COVER, BLACK, 5800/5810/5812 (REQUIRES BEZEL)				
43262-00	BEZEL, BLUE, 5800/5810/5812				
43262-01	BEZEL, BLACK, 5800/5810/5812				
43262-02	BEZEL, SILVER, 5800/5810/5812				
43715	COVER, 5800/5810/5812, LOWER, BLACK				
60226-11	DESIGNER COVER 5600 "L"/4650;BLACK				
60219-02	COVER, ENVIRO, BLACK W/CLEAR WINDOW (2510 VALVE)				
60232-110	VALVE COVER; BLACK/BLACK; DESIGNER; (9000 & 9100 VALVE)				
60232-112	VALVE COVER, BLACK/CLEAR, DESIGNER (9000 & 9100 VALVE)				
61882	COVER ASSY, 5800, ENVIRONMENTAL (OUTDOOR)				



Softeners / POE

FLECK™ PARTS AND SERVICE ACCESSORIES



Injectors

INJECTORS

1600 Injectors (Require Throat and Nozzle): 1500, 2510, 2750, 2850, 2900, 5600, 9000, 9500

Part #	Description	1±	10±	24±	48±
10913-000	NOZZLE,INJECTOR,#000,BROWN (6" TANK)				
10913-00	NOZZLE,INJECTOR,#00, VIOLET (7" TANK)				
10913-0	NOZZLE,INJECTOR,#0, RED (8" TANK)				
10913-1	NOZZLE,INJECTOR,#1,WHITE (9 & 10" TANK)				
10913-2	NOZZLE,INJECTOR,#2, BLUE (12" TANK)				
10913-3	NOZZLE,INJECTOR,#3, YELLOW (13" TANK)				
10913-4	NOZZLE,INJECTOR,#4, GREEN (14" TANK)				
10914-000	THROAT,INJECTOR,#000,BROWN (6" TANK)				
10914-00	THROAT,INJECTOR,#00, VIOLET (7" TANK)				
10914-0	THROAT,INJECTOR,#0, RED (8" TANK)				
10914-1	THROAT,INJECTOR,#1,WHITE (9 & 10" TANK)				
10914-2	THROAT,INJECTOR,#2, BLUE (12" TANK)				
10914-3	THROAT,INJECTOR,#3, YELLOW (13" TANK)				
10914-4	THROAT,INJECTOR,#4, GREEN (14" TANK)				

1610 Injectors (One Piece): 7000/5810/5812

Part #	Description	1±	10±	24±	48±
61454-00	INJECTOR ASSY,7000,#00 VIOLET (9 & 10" TANK)				
61454-0	INJECTOR ASSY,7000,#0 RED (12 & 13" TANK)				
61454-1	INJECTOR ASSY,7000,#1 WHITE (14 & 16" TANK)				
61454-2	INJECTOR ASSY,7000,#2, BLUE(18" TANK)				
61454-3	INJECTOR ASSY,7000,#3, YELLOW (20" TANK)				
61454-4	INJECTOR ASSY,7000,#4, GREEN (21" TANK)				
61454-5	INJECTOR ASSY,7000,#5, GRAY (24" TANK)				

1610 Injectors (One Piece): 5000, 5800

Part #	Description	1±	10±	24±	48±
18272-000	INJECTOR ASSY,1610,#000, BROWN (8" TANK)				
18272-00	INJECTOR ASSY,1610,#00, VIOLET (9 & 10" TANK)				
18272-0	INJECTOR ASSY,1610,#0, RED (12 & 13" TANK)				
18272-1	INJECTOR ASSY,1610,#1, WHITE (14 & 16" TANK)				
18272-2	INJECTOR ASSY,1610,#2, BLUE (18" TANK)				
18272-3	INJECTOR ASSY,1610,#3, BLUE (20" TANK)				

1700 Injectors (Require Throat and Nozzle): 2750, 2850, 2900, 9500

Part #	Description	1±	10±	24±	48±
14801-03C	NOZZLE, INJECTOR, #3C, YELLOW (18 & 20" TANK)				
14801-04C	NOZZLE, INJECTOR, #4C, GREEN (21" TANK)				
14801-05C	NOZZLE, INJECTOR, #5C, WHITE (24" TANK)				
14801-06C	NOZZLE, INJECTOR, #6C, RED (30 - 36" TANK)				
14802-03C	THROAT, INJECTOR, #3C, YELLOW (18 & 20" TANK)				
14802-04C	THROAT, INJECTOR, #4C, GREEN (21" TANK)				
14802-05C	THROAT, INJECTOR, #5C, WHITE (24" TANK)				
14802-06C	THROAT, INJECTOR, #6C, RED (30 - 36" TANK)				

Flow Washers, Brine Flow Control Assemblies, Drain Flow Control Assemblies

1600 Brine Flow Washer

Part #	Description	1±	10±	24±	48±
17307	WASHER, FLOW, .125 GPM				
12094	WASHER, FLOW, .25 GPM				
12095	WASHER, FLOW, .50 GPM				
12097	WASHER, FLOW, 1.0 GPM				

0.69" Outside Diameter

Part #	Description	1±	10±	24±	48±
19151	WASHER, FLOW, 1.0 GPM				
12085	WASHER, FLOW, 1.2 GPM				
12086	WASHER, FLOW, 1.5 GPM				
19149	WASHER, FLOW, 1.7 GPM				
12087	WASHER, FLOW, 2.0 GPM				
12088	WASHER, FLOW, 2.4 GPM				
12089	WASHER, FLOW, 3.0 GPM				
12090	WASHER, FLOW, 3.5 GPM				
12091	WASHER, FLOW, 4.0 GPM				
19147	WASHER, FLOW, 4.5 GPM				
12092	WASHER, FLOW, 5.0 GPM				
17814	WASHER, FLOW, 6.0 GPM				
12408	WASHER, FLOW, 7.0 GPM				



0.95" Outside Diameter

Part #	Description	1±	10±	24±	48±
17943	WASHER,FLOW,8.0 GPM				
17944	WASHER,FLOW,9.0 GPM				
16529	WASHER,FLOW,10.0 GPM				
16735	WASHER,FLOW,12.0 GPM				
16736	WASHER,FLOW,15.0 GPM				
16528	WASHER,FLOW,20.0 GPM				
16737	WASHER,FLOW,25.0 GPM				

1600 Complete BLFC Assemblies - Brass

Part #	Description	1±	10±	24±	48±
60022-12	BLFC ASSY, .125 GPM; 5000/5600/5800/9000/9100				
60022-25	BLFC ASSY, .25 GPM; 5000/5600/5800/9000/9100				
60022-50	BLFC ASSY, .50 GPM; 5000/5600/5800/9000/9100				
60022-100	BLFC ASSY, 1.0 GPM; 5000/5600/5800/9000/9100				
60020-25	BLFC ASSY, .25 GPM; 2510/2750/2850/2900/9500				
60020-50	BLFC ASSY, .50 GPM; 2510/2750/2850/2900/9500				
60020-100	BLFC ASSY,1.0 GPM; 2510/2750/2850/2900/9500				

1" Commercial BLFC; 3150, 3900

Part #	Description	1±	10±	24±	48±
60710-2.0	BLFC,1" F X 1" M,NPT,2.0 GPM BRASS				
60710-4.0	BLFC,1" F X 1" M,NPT,2.0 GPM BRASS				
60710-5.0	BLFC,1" F X 1" M,NPT,5.0 GPM BRASS				



(60365-00)

Brass DLFC Assemblies

Part #	Description	1±	10±	24±	48±
60365-00	DLFC,3/4" F X 1/2" F,NPT,BRASS NO BUTTON <i>*Requires one 0.69" flow washer. (1 - 7 gpm) 2750/2900/2900s valve</i>				
60699-00	DLFC,3/4" F X 3/4" F, BRASS NO BUTTON <i>*Requires one 0.69" flow washer. (1 - 7 gpm) 2750/2900/2900s valve</i>				
60700-00	DLFC,3/4" F X 3/4" F,NPT,BRASS NO BUTTON <i>*Requires one 0.95" flow washer. (8 - 25 gpm) 2750/2900/2900s valve</i>				
60366-00	DLFC,1" F X 3/4" F,NP, BRASS NO BUTTON <i>*Requires one 0.69" flow washer. (1 - 7 gpm) 2850/2900s/9000 valve</i>				
60708-00	DLFC,1" F X 3/4" F,NPT,BRASS NO BUTTON <i>*Requires one 0.95" flow washer. (8 - 25 gpm) 2850/2900s/9000 valve</i>				
60721-00	DLFC,1" F X 1" F,NPT, BRASS NO BUTTON <i>*Requires one 0.69" flow washer. (1 - 7 gpm) 2850/2900s/9000 valve</i>				
60701-00	DLFC,1" F X 1" F,NPT,BRASS NO BUTTON <i>*Requires one 0.95" flow washer. (8 - 25 gpm) 2850/2900s/9000 valve</i>				
61640-01	DLFC, PLASTIC, LESS BTTN W/1 HOLE <i>*Requires 1 - 3 0.95" flow washer (8-75 gpm) 2850s valve</i> <i>**Requires connector assy x2; See 7000 valve section</i>				
60711-00	DLFC,2" NPT,LESS BTTNS,W/2 HOLES <i>*Requires 2 - 4 0.95" flow washers (16 - 100 gpm) 3150/3900 valve</i>				



Valve Covers

Valve Covers

Part #	Description	1±	10±	24±	48±
60219-02	COVER ASSY,ENVIRONMENTAL,BLACK W/CLEAR WINDOW				
60219-12	COVER ASSY,ENVIRONMENTAL,BLACK W/ BLACK WINDOW				
60217-02	COVER ASSY 2900,LOWER ENVIRONMENTAL,BLACK				
60232-110	VALVE COVER, BLACK/BLACK, DESIGNER BACKPLATE				
60232-112	VALVE COVER, BLACK/CLEAR, DESIGNER BACKPLATE				
60226-11	DESIGNER COVER 5600L/4650;BLACK				
60243-01	DESIGNER II COVER 5600L/4650;BLACK				
43261	COVER, BLACK, 5800/5810/5812 (REQUIRES BEZEL)				
43262-00	BEZEL, BLUE, 5800/5810/5812				
43262-01	BEZEL, BLACK, 5800/5810/5812				
43262-02	BEZEL, SILVER, 5800/5810/5812				



Softeners / POE



RESIDENTIAL VALVE PARTS AND SERVICE ASSEMBLIES 2510

Part #	Description	1+	10+	24+	48+
60090	PISTON ASSY				
60121	SEAL & SPACER KIT				
60705-00	1/2QC X 1/2 FNPT; PLASTIC DLFC RETAINER; LESS BTN				
60029	1600 SHORT STEM BRINE VALVE				
60088-180	METER ASSY 3/4 DUAL PORT; RT ANGLE; 2510 STD RNGE				
15495	METER CABLE; 2510, STD RANGE; 13.87"				
60050-23	DRIVE ASSY, 1500, 2510, 2750, 2850; STF; 24V 50/60HZ				
60050-21	DRIVE ASSY, 1500, 2510, 2750, 2850; STF; 120V 60HZ				
42778	TIMER ASSY, SXT, 2510/2750/2850/2850s				

5600 / 5600SXT



5600 Powerhead (62091-01)

Part #	Description	1+	6+	12+	24+
62091-01	5600 POWERHEAD; FILTER; 12 DAY 120V				
62091-02	5600 "L" POWERHEAD; FILTER; 12 DAY 120V				
62090-01	5600 POWERHEAD; SOFT; 12DAY; 120V				
62089-03	5600 POWERHEAD; SOFT; STD RGE MTR; 120V				
62090-04	5600 "L" POWERHEAD; SOFT; 12DAY; 120V				
62090-02	5600 "L" POWERHEAD; SOFT; 12 DAY; 24V; NO TSF				
62089-09	5600 "L" POWERHEAD; SOFT STD RGE MTR; 120V				
62089-08	5600 "L" POWERHEAD; SOFT EXT RGE MTR; 120V				
62089-10	5600 "L" POWERHEAD; SOFT STD RGE MTR; 24V; NO TSF				
62096-03	5600SXT POWERHEAD; 24V/60HZ; US TSF				
60102-00	PISTON ASSY, 5600; STD SOFTENER				
60102-101	PISTON ASSY, 5600; FILTER				
60102-201	PISTON ASSY, 5600; LOW WATER				
60102-711	PISTON ASSY, 5600SXT, DOWNFLOW				
60125	SEAL & SPACER KIT				
60084-0141	INJECTOR/DRAIN ASSY #1; 2.4 DLFC.25 BLFC *				
* CONSULT SALES FOR ADDITIONAL CONFIGURATIONS					
60032	BRINE VALVE				
60514	BRINE CAM ASSY, 5600, 3-16 LBS				
60514-01	BRINE CAM ASSY, 5600, 6-32 LBS				
60086	METER ASSY, 5600/9000/9100 3/4" STD				
60087	METER ASSY, 5600/9000/9100 3/4" EXT RANGE				
60086-50	METER ASSY, 5600/9000/9100 3/4"; ELECTRONIC PDL				
60626	METER ASSY, TURBINE, ELECTRONIC				
19791-01	METER CABLE ASSY, TURBINE, SXT				
19121-01	METER CABLE ASSY, PDL SXT				
14043	METER CABLE; 5600, STD RANGE; 8.25"				
14910	METER CABLE; 5600, EXT RANGE; 6.75"				
14381	SKIPPER WHEEL ASSY, 12 DAY				
61672-0201	TIMER ASSY, 56SXT, FRONT SQUARE				
18743	MOTOR; TIMER/DRIVE; 1/30RPM 120V; 5600 MECHANICAL				
16944	MOTOR, DRIVE, 24V/60, 2 RPM, 5600SXT				
44147	TRANSFORMER, 24V, 9.6VA; 5600SXT				



5600 Piston Assy (60102-00)



Meter Cable Assy (19791-01)

5800 / 5810 / 5812

Part #	Description	1+	10+	24+	48+
61995	OPTOSENSOR KIT, 5800/5810/5812				
61835	MOTOR ASSY, 5800/5810/5812				
61957	PANEL GEAR KIT 5800/5810/5812				
60626	METER ASSY, TURBINE, 3/4", 5800 LXT/SXT/XTR2				
60086-50	METER ASSY, 3/4"; PDL; ELECTRONIC, 5800 SXT/XTR2				
61919	METER ASSY, 1-1/4", 5810/5812				
19791-01	METER CABLE ASSY, 16.9"; TURBINE, 5800/5810/5812				
19121-01	METER CABLE ASSY, 18"; PDL; 5800 SXT/XTR2				
61919	METER ASSY, 1-1/4", 5810/5812				
61837	PISTON & SEAL KIT ASSY, DOWNFLOW, 5800				
61838	PISTON & SEAL KIT ASSY, UPFLOW, 5800				
61956-01	PISTON & SEAL KIT ASSY, DOWNFLOW, 5810				
61956-02	PISTON & SEAL KIT ASSY, UPFLOW, 5810				
61956-03	PISTON & SEAL KIT ASSY, FILTER, 5810				
61960-01	PISTON & SEAL KIT ASSY, DOWNFLOW, 5812				
61960-02	PISTON & SEAL KIT ASSY, UPFLOW, 5812				
61960-03	PISTON & SEAL KIT ASSY, FILTER, 5812				
60032	BRINE VALVE ASSY, 4600/5600/5800				
60016-01	BRINE VALVE ASSY, 5810/5812/7000, 560CD				
18277	CAP, INJECTOR 5800/5000				
18271	SCREEN, INJECTOR, 5000/5800				
60705-00	DLFC, PLASTIC, BLANK, 1/2QC X 1/2FPT, 2510/5000/5800				
11912-01	5800 BRASS DLFC ASSY (REQUIRES 60700-XX)				



Softeners / POE

5800 / 5810 / 5812 Continued...

Part #	Description	1±	10±	24±	48±
18312	DLFC HOUSING RETAINER CLIP, 2510/5000/5800				
61455-00	DLFC, 3/4" ELBOW, BLANK, 7000/5810 (1.5 - 7.0 GPM)				
61456-00	DLFC, 1" STRAIGHT, BLANK, 7000/5810 (8 - 25 GPM)				
61971-00	DLFC, 1" NPT, BLANK, 5812				
61977-00	DLFC, 1.25" NPT, BLANK, 5812 (USE WITH .6-45 GPM)				
62085-03	TIMER ASSY, LXT, 5800, DF, MTR				
62076	TIMER ASSY, SXT, 5800/5810/5812				
61931-03	TIMER ASSY, 5800/5810/5812 XTR2; MULTI LANGUAGE				

7000SXT

Part #	Description	1±	10±	24±	48±
61453-10	PISTON ASSY,7000,SOFTENER, STD 28GPM				
61452-10	PISTON ASSY,7000,SOFTENER, HF 35GPM				
61452-20	PISTON ASSY,7000,FILTER 35GPM				
61438	SEAL&SPACER KIT,7000				
40577	TURBINE METER ASSY,7000				
60016-01	BRINE VALVE ASSY,7000,560CD				
61696	7000 SXT CIRCUIT BOARD				
40968	MOTOR, 24V, 2 RPM, 7000				
19791-01	METER CABLE ASSY,TURBINE, SXT				
40576	CLIP,H,PLASTIC,7000				
61455-00	DLFC, 3/4", BLANK, 7000 (1.5 - 7.0 GPM)				
61456-00	DLFC, 1", BLANK, 7000 (8 - 25 GPM)				



Seal & Spacer Kit (60125)

9000 / 9100 / 9500

Part #	Description	1±	2±	4±	6±
62103-76	PWRHD, TWIN, SXT; NO TRANS., COVER, MTR CABLE				
62103-77	PWRHD, TWIN, XT; NO TRANS., COVER, MTR CABLE				
Part #	Description	1±	10±	24±	48±
60400-001	PISTON ASSY, 9000/9100, UPPER				
60401-001	PISTON ASSY, 9000/9100, LOWER				
60125	SEAL & SPACER KIT; 9000/9100 UPPER				
60421	SEAL & SPACER KIT; 9000/9100; LOWER				
60108-02	PISTON ASSY, 9500, UPPER				
60109-02	PISTON ASSY, 9500, LOWER				
60133-01	SEAL & SPACER KIT,9500,LOWER				
60133-20	SEAL & SPACER KIT,9500,LOWER,PLASTIC				
60134	SEAL & SPACER KIT; 9500; UPPER				
60134-20	SEAL & SPACER KIT,9500,UPPER,PLASTIC				
60350	BRINE VALVE ASSY, 9000/9100				
60037	BRINE VALVE; 1600/9500; 3/8"				
60039-20	BRINE VALVE ASSY,1700/9500; 1/2"; 2.0GPM				
60086	METER ASSY,5600/9000/9100 3/4" STD				
60087	METER ASSY,5600/9000/9100,3/4",EXT RANGE				
60389	METER ASSY,9000/9100; 1" STD; BRASS;PDL				
60390	METER ASSY,9000/9100; 1" EXT; BRASS;PDL				
60626	METER ASSY,TURBINE,ELECTRONIC, 3/4"				
15425	METER CABLE ASSY, 13.25" 9000/9100 3/4" STD & EXT				
15216	METER CABLE ASSY, 15.25", 9000/9100, 1" STD & EXT				
17744	METER CABLE ASSY, 20.75", 9500, 1.5" STD & EXT				
18737	MOTOR, 24V, 50/60HZ, 1RPM 9000/9100/9500 DRIVE				
18738	MOTOR, 120V, 50/60HZ, 1RPM 9000/9100/9500 DRIVE				
15133	GEAR ASSY; DRIVE; 3/4 STROKE; 9000/9100/9500				
15134	GEAR ASSY; DRIVE; 1/2 STROKE; 9000/9100/9500				
15135	GEAR; DRIVE; 9000/9100/9000				
15078-01	ADAPTER COUPLING ASSY; 1"				
14865	ADAPTER ASSY, 2ND TANK, 9100				
14864-01	ADAPTER ASSY,2ND TANK, 9000, W/O-RINGS				
16916-01	ADAPTER, 9500, 2ND TANK, MACHD W/O O-RINGS				
60425-12	TUBE ASSY,9100,6-12" TANK				
60425-16	TUBE ASSY,9100,13-16" TANK				
42777	TIMER ASSY; SXT; 9000/9100/9500				
42466-02	TIMER ASSY XT; LEFT HAND; 9000/9100/9500				
44147	TRANSFORMER,24V,9.6VA; 5600SXT				



Softeners / POE

Commercial Valve Parts and Service Assemblies

Part #	Description	1±	10±	24±	48±
60029	BRINE VALVE, 1600 SHORT STEM,, LESS BLFC				
60029-010	BRINE VALVE,1600,SHORT STEM 0.25 GPM				
60029-020	BRINE VALVE,1600,SHORT STEM 0.50 GPM				
60029-030	BRINE VALVE,1600,SHORT STEM 1.0GPM				
60034-00	BRINE VALVE, 1700,BLANK				
60034-20	BRINE VALVE, 1700, 2.0GPM				
60034-30	BRINE VALVE, 1700, 3.0GPM				
60036-02	BRINE VALVE, 1800, DESIGN 3				
42778	TIMER ASSY, SXT, 2510/2750/2850/2850s				
44144	TRANSFORMER, US, 24V,40VA				
62115	TIMER ASSY,3200NXT2, RIGHT HINGD 27/28/29/31/39				
62115-01	TIMER ASSY, NXT2, 2815				
62121-01	CONVERSION KIT,NXT2,US				
44164	POWER SUPPLY, US, 24V DC 2.7A, 3200 NXT2				
19791-02	METER CABLE ASSY,TURBINE 35"				
19791-04	METER CABLE ASSY,TURBINE 100"				
19121-08	METER CABLE ASSY, ELECTRONIC PADDLEWHEEL, 35"				
19121-09	METER CABLE ASSY, ELECTRONIC PADDLEWHEEL, 99.5"				
19121-10	METER CABLE ASSY, ELECTRONIC PADDLEWHEEL, 303.5"				
61560-07	METER ASSY, IN-LINE, TURBINE, W/ 1"NPT BRS				
61560-09	METER ASSY, IN-LINE, TURBINE, W/1 1/2"NPT				

COMMERCIAL STAINLESS PADDLEWHEEL METERS

- * New universal cap for use with electronic or electromechanical systems
- * Union required for use with electromechanical systems
- * Turbine style meter cable required for electronic systems

Part #	Description	1±	10±	24±	48±
61932-10	METER ASSEMBLY, 1" NPT, STD RANGE, UNIVERSAL CAP				
61933-10	METER ASSEMBLY, 1-1/2" NPT, STD RANGE,UNIVSL CAP				
44024	UNION, 1-1/2" NPT, MALE X FEMALE, STAINLESS STEEL				
61934-10	METER ASSEMBLY, 2" NPT, STD RANGE, UNIVERSAL CAP				
44026	UNION, 2" NPT, MALE X FEMALE, STAINLESS STEEL				
61935-10	METER ASSEMBLY, 3" NPT, STD RANGE, UNIVERSAL CAP				

PISTON ASSEMBLIES AND SEAL & SPACER KITS 2750

Part #	Description	1±	10±	24±	48±
60090HF	PISTON ASSY,2750/2900 UPPER				
60101-01	PISTON ASSY, 2510/2750, NHWBP				
60121	SEAL & SPACER KIT 2510/2750/2900 UPPER				

2815

Part #	Description	1±	10±	24±	48±
62050-01	PISTON ASSY, 2815, HWBP				
62050-02	PISTON ASSY, 2815, NHWBP				
62017	SEAL & SPACER KIT,2815				

2850

Part #	Description	1±	10±	24±	48±
60105-001	PISTON ASSY, 2850, HWBP				
60114-01	PISTON ASSY, 2850, NHWBP				
60129	SEAL & SPACER KIT,2850, BRASS SPACER, HOT & COLD				
60129-20	SEAL & SPACER KIT,2850, PLASTIC SPACER, MS1050				

2850s

Part #	Description	1±	10±	24±	48±
61630-00	PISTON ASSY, 2850S, STD, HWBP				
61631-00	PISTON ASSY, 2850S, NHWBP				
61632	SEAL & SPACER KIT; 2850S				
61632-30	SEAL & SPACER KIT,2850S,559PE				



2900 (Older Models with 2 piece valve casting)

<u>Part #</u>	<u>Description</u>	<u>1±</u>	<u>10±</u>	<u>24±</u>	<u>48±</u>
60103	PISTON ASSY, 2900 LOWER, HWBP				
60104	PISTON ASSY, 2900 LOWER, NHWBP				
60121	SEAL & SPACER KIT 2510/2750/2900 UPPER				
60128	SEAL & SPACER KIT; 2900 LOWER				
60090HF	PISTON ASSY,2750/2900 UPPER				

2900s (New Models with 1 piece valve casting)

<u>Part #</u>	<u>Description</u>	<u>1±</u>	<u>10±</u>	<u>24±</u>	<u>48±</u>
61540	PISTON ASSY,2900S UPPER, DOWNFLOW				
61550	PISTON ASSY, 2900s LOWER, HWBP				
61555	PISTON ASSY, 2900s LOWER, NHWBP				
61530	SEAL & SPACER KIT,2900S,UPPER				
60128	SEAL & SPACER KIT; 2900/2900s LOWER				

3150

<u>Part #</u>	<u>Description</u>	<u>1±</u>	<u>10±</u>	<u>24±</u>	<u>48±</u>
60106-00	PISTON ASSY, 3150/3900 UPPER				
60113-01	PISTON ASSY, 3150, NHWBP ,DOWNFLOW				
60131	SEAL & SPACER KIT, 3150/3900 UPPER				

3900

<u>Part #</u>	<u>Description</u>	<u>1±</u>	<u>10±</u>	<u>24±</u>	<u>48±</u>
60106-00	PISTON ASSY, 3150/3900 UPPER				
60107-00	PISTON ASSY,3900 LOWER, HWBP				
60107-10	PISTON ASSY,3900 LOWER, NHWBP				
60131	SEAL & SPACER KIT, 3150/3900 UPPER				
60132	SEAL & SPACER KIT, 3900 LOWER				



Softeners / POE

VALUMAX™ AUTOTROL™ WATER SOFTENERS



Will Call / Truck Shipments Only

VALUMAX 255 Water Softeners

- Composite media tank
- Heavy duty blowmolded brine tank
- Full 3/4" flow throughout system
- Upper distributor basket
- CSA B483.1
- 8% crosslink resin
- 2310 Brine safety float with #500 aircheck
- 12VAC UL/CSA electrical system with 12' cord
- 5 year warranty on control
- 10 year warranty on composite media tank

255 Logix Control Valve

- 15.5 GPM continuous service flow; 6 GPM maximum backwash
- Time-tested Duraflow flapper provides frictionless sealing for longer service life
- Fiber-reinforced polymer valve body for superior strength and durability, non-corrosive, and UV-resistant
- Optical sensor for precision cycle positioning
- Designed with double backwash for reduced hardness leakage
- Fully adjustable 5 or 8 cycle control for efficient and reliable water treatment system
- Super capacitor for keeping time of day during power outage
- Programming stored in memory and will not be lost due to power outage
- Large LCD display for easy setup
- History data for valve performance

• Install parts (bypass valves, tube adapter kits, drain fittings) are **sold separately** and are listed on page 33.
 • Units up to 2 cubic feet (12" x 52" media tank) are shipped with media loaded. Larger systems have media packaged separately which must be loaded on site.



Logix 740



Valumax 255/740 Logix - Electronic Clock Control

Part #	Description	1±	3±	6±	12±
CVM-.75-740	.75CUFT; 24K; 255-740; RT8X44; BT14X34				
CVM-1.0-740	1.0CUFT; 30K; 255-740; RT9X48; BT14X34				
CVM-1.5-740	1.5CUFT; 45K; 255-740; RT10X54; BT14X34				
CVM-2.0-740	2.0CUFT; 60K; 255-740; RT12X52; BT14X34				
CVM-3.0-740	3.0CUFT; 90K; 255-740; RT14X65; BT18X40				

- Simple electronic time clock
- 7 or 99 day regeneration setting
- High efficiency regeneration sequence

Logix 742



Valumax 255/742 Logix - Electronic Clock Control

Part #	Description	1±	3±	6±	12±
CVM-.75-742	.75CUFT; 24K; 255-742; RT8X44; BT14X34				
CVM-1.0-742	1.0CUFT; 30K; 255-742; RT9X48; BT14X34				
CVM-1.5-742	1.5CUFT; 45K; 255-742; RT10X54; BT14X34				
CVM-2.0-742	2.0CUFT; 60K; 255-742; RT12X52; BT14X34				
CVM-3.0-742	3.0CUFT; 90K; 255-742; RT14X65; BT18X40				

- Professional time clock control
- 7 or 99 day regeneration setting
- High efficiency regeneration sequence
- Salt setting in 1 lb increments
- Fully adjustable cycle times
- Optional no salt detector



VALUMAX 255 Water Softeners

- Composite media tank
- Heavy duty blowmolded brine tank
- Full 3/4" flow throughout system
- Upper distributor basket
- CSA B483.1
- 8% crosslink resin
- 2310 Brine safety float with #500 aircheck
- 12VAC UL/CSA electrical system with 12' cord
- 5 year warranty on control
- 10 year warranty on composite media tank

255 Logix Control Valve

- 15.5 GPM continuous service flow; 6 GPM maximum backwash
- Time-tested Duraflow flapper provides frictionless sealing for longer service life
- Fiber-reinforced polymer valve body for superior strength and durability, non-corrosive, and UV-resistant
- Optical sensor for precision cycle positioning
- Designed with double backwash for reduced hardness leakage
- Fully adjustable 5 or 8 cycle control for efficient and reliable water treatment system
- Super capacitor for keeping time of day during power outage
- Programming stored in memory and will not be lost due to power outage
- Large LCD display for easy setup
- History data for valve performance

Logix 760



- Simple electronic metered control
- Calendar override
- 28 day variable reserve
- High efficiency regeneration sequence
- Automatic capacity calculations

Logix 762



- Professional electronic metered control
- Calendar override
- 28 day variable reserve
- High efficiency regeneration sequence
- Automatic capacity calculations
- Salt setting in 1 lb increments
- Fully adjustable cycle times
- Optional no salt detector

Logix 764



- Multi-Tank electronic metered control
- Operates multiple system in parallel, series, or twin alternating
- Remote lockout and regen input
- High efficiency regeneration sequence
- Automatic capacity calculations
- Salt setting in 1 lb increments
- Fully adjustable cycle times

Valumax 255/760 Logix - Electronic Metered Control

Part #	Description	1±	3±	6±	12±
CVM-.75-760	.75CUFT; 24K; 255-760; RT8X44 BT 14X34				
CVM-1.0-760	1.0CUFT; 30K; 255-760; RT9X48; BT14X34				
CVM-1.5-760	1.5CUFT; 45K; 255-760; RT10X54; BT14X34				
CVM-2.0-760	2.0CUFT; 60K; 255-760; RT12X52; BT14X34				
CVM-3.0-760	3.0CUFT; 90K; 255-760; RT14X65; BT18X40				

Valumax 255/762 Logix - Advanced Electronic Metered Control

Part #	Description	1±	3±	6±	12±
CVM-.75-762	.75CUFT; 24K 255-762; RT8X44 BT 14X34				
CVM-1.0-762	1.0CUFT; 30K; 255-762; RT9X48; BT14X34				
CVM-1.5-762	1.5CUFT; 45K; 255-762; RT10X54; BT14X34				
CVM-2.0-762	2.0CUFT; 60K; 255-762; RT12X52; BT14X34				
CVM-3.0-762	3.0CUFT; 90K; 255-762; RT14X65; BT18X40				

Valumax Cabinet 255/760 255/762 Logix - Electronic Metered Control

Part #	Description	1±	3±	6±	12±
CVM-WSCAB-.50-760	0.50CUFT; 15K; WS CAB; 255-760; RT10X18				
CVM-WSCAB-1.0-760	1.0CUFT; 30K; WS CAB; 255-760; RT10X35				
CVM-WSCAB-1.25-760	1.25CUFT; 40K; WS CAB; 255-760; RT12X35				
CVM-WSCAB-.50-762	0.50CUFT; 15K; WS CAB; 255-762; RT10X18				
CVM-WSCAB-1.0-762	1.0CUFT; 30K; WS CAB; 255-762; RT10X35				
CVM-WSCAB-1.25-762	1.25CUFT; 40K; WS CAB; 255-762; RT12X35				

Valumax 255/764 Logix Twin (Two sets of install parts required)

Part #	Description	1±	3±	6±	12±
CVM-RS-TA-.75-764	0.75CUFT; 24K; 255/764-TA; RT8X44; BT14X34				
CVM-RS-TA-1.0-764	1.0CUFT; 30K; 255/764-TA; RT9X48; BT14X34				
CVM-RS-TA-1.5-764	1.5CUFT; 45K; 255/764-TA; RT10X54; BT18X40				
CVM-RS-TA-2.0-764	2.0CUFT; 60K; 255/764-TA; RT12X52; BT18X40				





Softeners / POE

VALUMAX HIGH FLOW 268 Water Softeners

- Composite media tank
- Heavy duty blowmolded brine tank
- Full 1" flow throughout system
- Upper distributor basket
- CSA B483.1
- 8% crosslink resin
- 2310 Brine safety float with #500 aircheck
- 12VAC UL/GSA electrical system with 12' cord
- 5 year warranty on control
- 10 year warranty on composite media tank

268 Logix Control Valve

- 25 GPM continuous service flow; 20 GPM maximum backwash
- Soft water refill for a cleaner brine tank
- Quick and simple bypass installation
- Time-tested Duraflow flapper provides frictionless sealing for longer service life
- Fiber-reinforced polymer valve body for superior strength and durability, non-corrosive, and UV-resistant
- Optical sensor for precision cycle positioning
- Designed with double backwash for reduced hardness leakage
- Fully adjustable 5 or 8 cycle control for efficient and reliable water treatment system
- Continuous service flow rate of 25 GPM with a backwash of 20 GPM
- Super capacitor for keeping time of day during power outage
- Programming stored in memory and will not be lost due to power outage
- Large LCD display for easy setup
- History data for valve performance

• Install parts (bypass valves, tube adapter kits, drain fittings) are **sold separately** and are listed on page 33.
 • Units up to 2 cubic feet (12" x 52" media tank) are shipped with media loaded. Larger systems have media packaged separately which must be loaded on site.



Logix 740



Valumax 268/740 Logix - Electronic Clock Control

Part #	Description
CVM-HF-1.0-740	1.0CUFT; 30K; 268-740; RT 9X48; BT 14X34
CVM-HF-1.5-740	1.5CUFT; 45K; 268-740; RT 10X54; BT 14X34
CVM-HF-2.0-740	2.0CUFT; 60K; 268-740; RT 12X52; BT 18X40
CVM-HF-3.0-740	3.0CUFT; 90K; 268-740; RT 14X65; BT 18X40

1± 3± 6± 12±

- Simple electronic time clock
- 7 or 99 day regeneration setting
- High efficiency regeneration sequence

Logix 742



Valumax 268/742 Logix - Advanced Electronic Clock Control

Part #	Description
CVM-HF-1.0-742	1.0CUFT; 30K; 268-742; RT 9X48; BT 14X34
CVM-HF-1.5-742	1.5CUFT; 45K; 268-742; RT 10X54; BT 14X34
CVM-HF-2.0-742	2.0CUFT; 60K; 268-742; RT 12X52; BT 18X40
CVM-HF-3.0-742	3.0CUFT; 90K; 268-742; RT 14X65; BT 18X40

1± 3± 6± 12±

- Professional time clock control
- 7 or 99 day regeneration setting
- High efficiency regeneration sequence
- Salt setting in 1 lb increments
- Fully adjustable cycle times
- Optional no salt detector



VALUMAX HIGH FLOW 268 Water Softeners

- Composite media tank
- Heavy duty blowmolded brine tank
- Full 1" flow throughout system
- Upper distributor basket
- CSA B483.1
- 8% crosslink resin
- 2310 Brine safety float with #500 aircheck
- 12VAC UL/CSA electrical system with 12' cord
- 5 year warranty on control
- 10 year warranty on composite media tank

268 Logix Control Valve

- 25 GPM continuous service flow; 20 GPM maximum backwash
- Soft water refill for a cleaner brine tank
- Quick and simple bypass installation
- Time-tested Duraflow flapper provides frictionless sealing for longer service life
- Fiber-reinforced polymer valve body for superior strength and durability, non-corrosive, and UV-resistant
- Optical sensor for precision cycle positioning
- Designed with double backwash for reduced hardness leakage
- Fully adjustable 5 or 8 cycle control for efficient and reliable water treatment system
- Continuous service flow rate of 25 GPM with a backwash of 20 GPM
- Super capacitor for keeping time of day during power outage
- Programming stored in memory and will not be lost due to power outage
- Large LCD display for easy setup
- History data for valve performance



• Install parts (bypass valves, tube adapter kits, drain fittings) are **sold separately** and are listed on page 33.
 • Units up to 2 cubic feet (12" x 52" media tank) are shipped with media loaded. Larger systems have media packaged separately which must be loaded on site.

Logix 760



Valumax 268/760 Logix - Electronic Metered Control

Part #	Description	1±	3±	6±	12±
CVM-HF-1.0-760	1.0CUFT; 30K; 268-760; RT9X48; BT14X34				
CVM-HF-1.5-760	1.5CUFT; 45K; 268-760; RT10X54; BT14X34				
CVM-HF-2.0-760	2.0CUFT; 60K; 268-760; RT12X52; BT18X40				
CVM-HF-3.0-760	3.0CUFT; 90K; 268-760; RT14X65; BT18X40				

- Simple electronic metered control
- Calendar override
- 28 day variable reserve
- High efficiency regeneration sequence
- Automatic capacity calculations

Logix 762



Valumax 268/762 Logix - Advanced Electronic Metered Control

Part #	Description	1±	3±	6±	12±
CVM-HF-1.0-762	1.0CUFT; 30K; 268-762; RT9X48; BT14X34				
CVM-HF-1.5-762	1.5CUFT; 45K; 268-762; RT10X54; BT14X34				
CVM-HF-2.0-762	2.0CUFT; 60K; 268-762; RT12X52; BT18X40				
CVM-HF-3.0-762	3.0CUFT; 90K; 268-762; RT14X65; BT18X40				

- Professional electronic metered control
- Calendar override
- 28 day variable reserve
- High efficiency regeneration sequence
- Automatic capacity calculations
- Salt setting in 1 lb increments
- Fully adjustable cycle times
- Optional no salt detector



Softeners / POE

ULTRAMAX™ WATER SOFTENERS Will Call / Truck Shipments Only



Ultramax™ is GWW's EXCLUSIVE water softener dealer program for all of the USA & Canada.

Ultramax Standard Features

- Composite media tank with attractive and durable chrome tank jacket
- Heavy duty blowmolded brine tank
- 12VAC UL/CSA electrical system with 12' cord
- Soft water refill for a cleaner brine tank
- Full 1" flow throughout system
- Internal turbine meter assembly
- Fully adjustable 8 cycle control for efficient and reliable water treatment system
- Limited Lifetime Warranty on Salt tank, Resin tank, ion exchange resin and control valve body
- 7 year warranty on electronic control and all other parts
- 8% crosslink resin
- 2310 Brine safety float with #500 aircheck
- Upper distributor basket
- Fully programmable control
- Up to 25 GPM continuous service flow
- Quick and simple bypass installation

*** WQA GOLD SEAL CERTIFIED TO NSF/ANSI 44 AND CSA B483.1**



Ultramax 268/860 Features

- Efficiency rated to 5,500 grains/pound of salt
- Quick set up to high efficiency settings.
- Fully programmable cycle times allowing the system to be tailored to practically any water condition.
- Refill sensor probe test salinity of the brine solution during every regeneration and generates an on screen alert if no salt is present.
- Refill sensor probe creates chlorine dioxide during each regeneration cycle to sanitize the resin bed.
- Multi-language display including English, French, and Spanish
- Exclusive color LED display with graphical indicators for system capacity remaining and water flow.
- Programmable service reminder generates on screen notification for scheduled maintenance on installed equipment.
- In service display shows time of day with current flow rate and remaining capacity available at the touch of a button.
- 28 day variable reserve learns and reacts to changing water usage patterns
- Full system diagnostics: totalizer, peak flow, last regeneration, last service, and average water use for each day of the week.

Install parts (bypass valves, tube adapter kits, drain fittings) are **sold separately**.



860 Controller



1265 Bypass (1040930)



1" Copper Tube Adapter Kit (1001670)

Ultramax Logix 268/860

Part #	Description	1±	3±	6±	12±
UM-8100	1.0CUFT; 9X48; 268/860 LOGIX				
UM-8150	1.5CUFT; 10X54; 268/860 LOGIX				
UM-8200	2.0CUFT; 12X52; 268/860 LOGIX				

268 Valve - Bypass Option

Part #	Description	WITH UNIT PRICE			
1040930	1265 BYPASS VALVE				

Drain Fitting

Part #	Description	1±	10±	24±	48±
3EL3412F	3/4"FX1/2"HB POLYPRO ELBOW				

Tube Adapter Kits - (2pk)

Part #	Description	WITH UNIT PRICE			
1001606	3/4" COPPER TUBE ADAPTER KIT				
1001670	1" COPPER TUBE ADAPTER KIT				
1041210	1-1/4" COPPER TUBE ADAPTER KIT				
1001613	3/4" CPVC TUBE ADAPTER KIT				
1001614	1" CPVC TUBE ADAPTER KIT				
1001769	3/4" NPT ABS PLASTIC TUBE ADAPTER KIT				
1001603	1" NPT ABS PLASTIC TUBE ADAPTER KIT				



Ultramax 268/762 Features

- Efficiency rated to 5,500 grains/pound of salt
- Fully programmable cycle times allowing the system to be tailored to practically any water condition.
- High efficiency regeneration sequence
- 28 day variable reserve learns and reacts to changing water usage patterns
- Full system diagnostics including totalizer, peak flow, last regeneration, last service, and average water use for each day of the week.
- Automatic capacity calculations
- Salt setting in 1 lb increments
- Optional no salt detector

Softeners / POE



Install parts (bypass valves, tube adapter kits, drain fittings) are **sold separately**.



762 Controller



1265 Bypass
(1040930)



1" Copper Tube Adapter Kit
(1001670)

Ultramax Logix 268/762

Part #	Description
UM-2100-762	1.0CUFT;9X48 ;268/762 LOGIX
UM-2150-762	1.5CUFT;10X54;268/762 LOGIX
UM-2200-762	2.0CUFT;12X52;268/762 LOGIX

1± 3± 6± 12±

268 Valve - Bypass Option

Part #	Description
1040930	1265 BYPASS VALVE

WITH UNIT PRICE

Drain Fitting

Part #	Description
3EL3412F	3/4"FX1/2"HB POLYPRO ELBOW

1± 10± 24± 48±

Tube Adapter Kits - (2pk)

Part #	Description
1001606	3/4" COPPER TUBE ADAPTER KIT
1001670	1" COPPER TUBE ADAPTER KIT
1041210	1-1/4" COPPER TUBE ADAPTER KIT
1001613	3/4" CPVC TUBE ADAPTER KIT
1001614	1" CPVC TUBE ADAPTER KIT
1001769	3/4" NPT ABS PLASTIC TUBE ADAPTER KIT
1001603	1" NPT ABS PLASTIC TUBE ADAPTER KIT

WITH UNIT PRICE



Softeners / POE

VALUMAX™ AUTOTROL™ BACKWASHING FILTER SYSTEMS



- Filter media selection is based on application.
- Media data sheets are available through customer service if required.
- Backwashing filters shown represent common sizes and media choices.
- Other sizes and media selections are available.

• Install parts (bypass valves, tube adapter kits, drain fittings) are **sold separately** and are listed on next page 33.

• Backwash flow rates should be considered for drain pipe sizing and should typically be 3/4" OD or larger.

• Units up to 2 cubic feet (12" x 52" media tank) are shipped with media loaded. Larger systems have media packaged separately which must be loaded on site.



Carbon Filters

- Chlorine reduction
- Taste and odor reduction
- Reduction of chemical by-products of chlorination, pesticides, herbicides and other organic chemicals
- 3 cycle operation - Backwash, Fast rinse, Service
- 742 professional electronic time clock control
- Carbon works by chemical adsorption, and will need periodic replacement to maintain effectiveness

Valumax 263/742 Time Clock Control (Logix) - Backwashing Filters Carbon Filters

Part #	Description	1±	3±	6±	12±
CFM-1.0-263-CARBON	1.0CUFT; CARBON; 263-742; RT 9X48				
CFM-1.5-263-CARBON	1.5CUFT; CARBON; 263-742; RT 10X54				
CFM-2.0-263-CARBON	2.0CUFT; CARBON; 263-742; RT 12X52				
CFM-3.0-263-CARBON	3.0CUFT; CARBON; 263-742; RT 14X65				
CFM-4.0-263-CARBON	4.0CUFT; CARBON; 263-742; RT 16X65				

Catalytic Carbon Filters

- Chloramine reduction
- Iron and Hydrogen Sulfide removal (typically requires air injection)
- 3 cycle operation - Backwash, Fast rinse, Service
- 742 professional electronic time clock control

Catalytic Carbon Filters - Chloramine Reduction

Part #	Description	1±	3±	6±	12±
CFM-1.0-263-MC1240	1.0CUFT; CATALYTIC CARB; 263-742; RT 9X48				
CFM-1.5-263-MC1240	1.5CUFT; CATALYTIC CARB; 263-742; RT 10X54				
CFM-2.0-263-MC1240	2.0CUFT; CATALYTIC CARB; 263-742; RT 12X52				
CFM-3.0-263-MC1240	3.0CUFT; CATALYTIC CARB; 263-742; RT 14X65				
CFM-4.0-263-MC1240	4.0CUFT; CATALYTIC CARB; 263-742; RT 16X65				

Nexsand Filters

- Turbidity reduction providing filtration down to 3-5 micron
- High service flow
- Removal of precipitated material after chemical feed (chlorine, peroxide, etc)
- Durable, long lasting media (typically 5+ years)
- 3 cycle operation - Backwash, Fast rinse, Service
- 742 professional electronic time clock control

Nexsand Filters

Part #	Description	1±	3±	6±	12±
CFM-.75-263-NEXSAND	.75CUFT; NEXSAND; 263-742; RT 8X44				
CFM-1.0-263-NEXSAND	1.0CUFT; NEXSAND; 263-742; RT 9X48				
CFM-1.5-263-NEXSAND	1.5CUFT; NEXSAND; 263-742; RT 10X54				
CFM-2.0-263-NEXSAND	2.0CUFT; NEXSAND; 263-742; RT 12X52				
CFM-3.0-263-NEXSAND	3.0CUFT; NEXSAND; 263-742; RT 14X65				



Greensand Plus Filters

- Removal of Iron, Manganese, Hydrogen Sulfide, Arsenic and Radium
- Effective over a broad pH range
- Batch regeneration
- Includes 10"x16" potassium permanganate feeder tank.
- 5 cycle operation - Backwash, Chem Draw, Fast rinse, Refill, Service
- 742 professional electronic time clock control

Greensand Filters

Part #	Description	1±	3±	6±	12±
CFM-1.0-268-GRNSAND	1.0CUFT; GRNSAND; 268-742; RT 9X48				
CFM-1.5-268-GRNSAND	1.5CUFT; GRNSAND; 268-742; RT 10X54				
CFM-2.0-268-GRNSAND	2.0CUFT; GRNSAND; 268-742; RT 12X52				

Birm Filters & Air Injection Parts

- Iron and Manganese removal (requires presence of dissolved oxygen in water)
- Chemical free operation
- Typically used with air injector (installed ahead of well pressure tank) and air contact tank with off gas vent.
- Not suitable for use with chlorine or other chemical feed systems.
- 3 cycle operation - Backwash, Fast rinse, Service
- 742 professional electronic time clock control

Birm Filters & Air Injection Parts [Not for sale in California]

Part #	Description	1±	3±	6±	12±
CFM-1.0-263-BIRM	1.0CUFT; BIRM; 263-742; RT948				
CFM-1.5-263-BIRM	1.5CUFT; BIRM; 263-742 ; RT1054				
CFM-2.0-263-BIRM	2.0CUFT; BIRM; 263-742; RT1252				

Part #	Description	1±	2±	4±	8±
CH3929-5	IRON REMOVER MICRONIZER				
20289	AIR CTRL ASSY CT-40 (FITS NEW QC TANKS ONLY)				
31608	CT-40 RETENTION TANK, 16X53				

VALUMAX™ AUTOTROL™ INSTALL PARTS



Bypass Valves

Part #	Description	WITH UNIT PRICE			
1040769	256 BYPASS; (FITS ALL 255 UNITS)				
1040930	1265 BYPASS; (FITS ALL 268 UNITS)				



1265 Bypass
(1040930)

Tube Adapter Kits - (2pk)

Part #	Description	WITH UNIT PRICE			
1001606	3/4" COPPER TUBE ADAPTER KIT				
1001670	1" COPPER TUBE ADAPTER KIT				
1041210	1-1/4" COPPER TUBE ADAPTER KIT				
1001613	3/4" CPVC TUBE ADAPTER KIT				
1001614	1" CPVC TUBE ADAPTER KIT				
1001769	3/4" MPT ABS PLASTIC TUBE ADAPTER KIT				
1001603	1" MPT ABS PLASTIC TUBE ADAPTER KIT				



1" Copper Tube Adapter Kit
(1001670)

Drain Fittings

Part #	Description	1±	4±	16±	40±
462088	1/2" F X 1/2" HB POLYPRO ELBOW - 255 UNITS				
Part #	Description	1±	10±	24±	48±
3EL3412F	3/4" F X 1/2" HB POLYPRO ELBOW 263/268				



(3EL3412F)



Softeners / POE

AUTOTROL® VALVES



255 Valve

255 LOGIX 5 Cycle Softener Control Valves

Part #	Description	1+	4+	8+	24+
1242677	255/740 LOGIX; 8"; 12V; NO COVER				
1242678	255/740,LOGIX; 9"; 12V; NO COVER				
1242524	255/740,LOGIX; 10"; 12V; NO COVER				
1242679	255/740,LOGIX; 12"; 12V; NO COVER				
1269751	255/742 LOGIX; 8"; 12V; NO COVER				
1268292	255/742 LOGIX; 10"; 12V; NO COVER				
1242691	255/760 LOGIX; 8"; 12V; NO COVER				
1242692	255/760 LOGIX; 9"; 12V; NO COVER				
1242526	255/760 LOGIX; 10"; 12V; NO COVER				
1242693	255/760 LOGIX; 12"; 12V; NO COVER				
1269768	255/762 LOGIX 8"; 12V; NO COVER				
1267031	255/762 LOGIX 9"; 12V; NO COVER				
1268727	255/762 LOGIX 10"; 12V; NO COVER				
1269769	255/762 LOGIX 12"; 12V; NO COVER				



268 Valve

268 LOGIX 5 Cycle Softener Control Valves

Part #	Description	1+	4+	8+	24+
1242735	268/740 LOGIX; 9"; 12V; NO COVER				
1242493	268/740 LOGIX; 10"; 12V; NO COVER				
1242736	268/740 LOGIX; 12"; 12V; NO COVER				
1242741	268/740 LOGIX; 14"; 12V; NO COVER				
1269815	268/742 LOGIX; 9"; 12V; NO COVER				
1268294	268/742 LOGIX; 10"; 12V; NO COVER				
1269816	268/742 LOGIX; 12"; 12V; NO COVER				
1269818	268/742 LOGIX; 14"; 12V; NO COVER				
1242468	268/760 LOGIX; 9"; 12V; NO COVER				
1242469	268/760 LOGIX; 10"; 12V; NO COVER				
1242470	268/760 LOGIX; 12"; 12V; NO COVER				
1242774	268/760 LOGIX; 14"; 12V; NO COVER				
1267450	268/762 LOGIX; 9"; 12V; NO COVER				
1267448	268/762 LOGIX; 10"; 12V; NO COVER				
1269821	268/762 LOGIX; 12"; 12V; NO COVER				
1267449	268/762 LOGIX; 14"; 12V; NO COVER				

268 LOGIX 5 Cycle Control (Chemical Filter Valves)

Part #	Description	1+	4+	8+	24+
1269827	268FA/742 LOGIX; J INJ; #14BW; 12V; NO COVER				

263 LOGIX 3 Cycle Filter Valves

Part #	Description	1+	4+	8+	24+
1242619	263/740F LOGIX; #14 BW; 12V; NO COVER				
1269837	263/742F LOGIX; #14 BW; 12V; NO COVER				
1269841	263/762F LOGIX; #14 BW; 12V; NO COVER				

LOGIX Twin Valve Sets - Alternating or Parallel Service

Part #	Description	1+	2+	4+	6+
3022053	255/764T;LOGIX; 10"; 12V; NO COVER				

Valve Cover

Part #	Description	1+	10+	24+	48+
1236246	COVER, 255/PERFORMA; LOGIX				

Upper Basket

Part #	Description	1+	10+	24+	48+
05008102	UPPER BASKET TWIST-LOCK 1.05"				



1265 Bypass
(1040930)

Bypass Valves

Part #	Description	1+	10+	24+	48+
1040769	256 BYPASS; (FITS ALL 255 UNITS)				
1040930	1265 BYPASS; (FITS ALL 268 UNITS)				



Softeners / POE



1" Copper Tube Adapter Kit
(1001670)

Tube Adapter Kits - (2pk)

Part #	Description	1±	10±	24±	48±
1001606	3/4" COPPER TUBE ADAPTER KIT				
1001670	1" COPPER TUBE ADAPTER KIT				
1041210	1-1/4" COPPER TUBE ADAPTER KIT				
1001613	3/4" CPVC TUBE ADAPTER KIT				
1001614	1" CPVC TUBE ADAPTER KIT				
1001769	3/4" MPT ABS PLASTIC TUBE ADAPTER KIT				
1001603	1" MPT ABS PLASTIC TUBE ADAPTER KIT				



(3EL3412F)

Brine Elbow Fittings

Part #	Description	1±	100±	500±	1000±
4564NO-BK	3/8X1/4 F ELB;N BLACK; 255 BRINE ELBOW				
4566NO-BK	3/8X3/8 F ELB;N BLACK; 268/278 BRINE ELBOW				

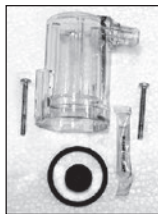
Drain Fittings

Part #	Description	1±	4±	16±	40±
462088	1/2" F X 1/2" HB POLYPRO ELBOW - 255 UNITS				
Part #	Description	1±	10±	24±	48±
3EL3412F	3/4" F X 1/2" HB POLYPRO ELBOW 263/268				

AUTOTROL® PARTS AND ACCESSORIES

255 Valve Parts

Part #	Description	1±	10±	24±	48±
1035730	E INJECTOR W/O-RINGS 6" TANK, YELLOW				
1035731	F INJECTOR W/O-RINGS 7" TANK, PEACH				
1035732	G INJECTOR W/O-RINGS 8" TANK, TAN				
1035733	H INJECTOR W/O-RINGS 9" TANK, Lt PURPLE				
1035734	J INJECTOR W/O-RINGS 10" TANK, Lt BLUE				
1035735	K INJECTOR W/O-RINGS 12" TANK, PINK				
1035736	L INJECTOR W/O-RINGS 13 - 14" TANK, ORANGE				
1000209	BACKWASH ASSEMBLY #7 1.2GPM				
1000210	BACKWASH ASSEMBLY #8 1.5GPM				
1000211	BACKWASH ASSEMBLY #9 2.2GPM				
1000212	BACKWASH ASSEMBLY #10 2.7GPM				
1000213	BACKWASH ASSEMBLY #12 3.9GPM				
1000214	BACKWASH ASSEMBLY #13 4.5GPM				
1000215	BACKWASH ASSEMBLY #14 5.3GPM				
1244650	255 VALVE ASSY, W/O FLOW CONTROL; LOGIX				
1010154	O-RING; TANK ADAPTER				
1232370	O-RING, RISER TUBE, -318, EP				
1235340	TOP PLATE, 255 VALVE, LOGIX				
1235341	SPRING, ONE PIECE, 253/255 LOGIX VALVE				
1001404	TANK ADAPTER O-RING KIT				
1040459	MANIFOLD O-RING KIT				
1001986	13/16" TO 1" RISER ADAPTER				
1234170	LOCK BAR SCREW; #8-18 .56" SELF TAP				
1235353	CAM, 253/255 LOGIX VALVE, STD, BLACK				
1236251	CAM, 255 LOGIX VALVE, TWIN, TAN				
3019221	MOTOR/OPTICAL CABLE/SENSOR LOGIX				
1000226	SCREEN/CAP ASSEMBLY W/O-RING				
1000269	INJECTOR CAP W/O-RING				
1000222	REFILL CONTROLLER; NO BALL, .33GPM.				
1243510	REFILL CONTROL .33 GPM CONE STYLE				
1032416	AIR CHECK KIT 3/8" MALE				
1032417	AIR CHECK KIT; 1/4" MALE				
1030502	BALL, FLOW CONTROL				
1235446	TURBINE CABLE; 23" LOGIX				
1233187	MOTOR LOCKING PIN, LOGIX				
1032350	TURBINE ASSEMBLY 255 INC INSTALL KIT				
1040524	256 BYPASS & TURBINE INSTALL KIT				
1239711	KIT, AUX SWITCH, FRONT MTD, 0.1 AMP; LOGIX				
1239752	KIT, AUX SWITCH, FRONT MTD, 5 AMP; LOGIX				
1239753	KIT, AUX SWITCH, SIDE MTD, 0.1 AMP; LOGIX				
1239754	KIT, AUX SWITCH, SIDE MTD, 5 AMP; LOGIX				
1000250	VALVE DISK KIT; 255				
44149	TRANSFORMER 120V				
1031402	LOCKING BAR, ENGLISH				
1033784	255 TANK ADAPTER, NEW STYLE				
1235373	MODULE, SENSOR, PHOTO INTERRUPTER				



Air Check Kit
(1032416)



Softeners / POE

Performa 263/268/273/278 Parts

Part #	Description	1+	10+	24+	48+
1035730	E INJECTOR W/O-RINGS 6" TANK, YELLOW				
1035731	F INJECTOR W/O-RINGS 7" TANK, PEACH				
1035732	G INJECTOR W/O-RINGS 8" TANK, TAN				
1035733	H INJECTOR W/O-RINGS 9" TANK, Lt PURPLE				
1035734	J INJECTOR W/O-RINGS 10" TANK, Lt BLUE				
1035735	K INJECTOR W/O-RINGS 12" TANK, PINK				
1035736	L INJECTOR W/O-RINGS 13 - 14" TANK, ORANGE				
1035738	N INJECTOR W/O-RINGS 16" TANK, GREEN				
1035739	Q INJECTOR W/O-RINGS 18" TANK, PURPLE				
1035884	R INJECTOR W/O-RINGS 21" TANK, GREY				
1000209	BACKWASH ASSEMBLY #7 1.2GPM				
1000210	BACKWASH ASSEMBLY #8 1.5GPM				
1000211	BACKWASH ASSEMBLY #9 2.2GPM				
1000212	BACKWASH ASSEMBLY #10 2.7GPM				
1000213	BACKWASH ASSEMBLY #12 3.9GPM				
1000214	BACKWASH ASSEMBLY #13 4.5GPM				
1000215	BACKWASH ASSEMBLY #14 5.3GPM				
1030355	ASSY;FLOW CONTROL;DRAIN; 5GPM - EXTERNAL				
1030356	ASSY;FLOW CONTROL;DRAIN; 6GPM - EXTERNAL				
1030357	ASSY;FLOW CONTROL;DRAIN; 7GPM - EXTERNAL				
1030358	ASSY;FLOW CONTROL;DRAIN; 8GPM - EXTERNAL				
1030359	ASSY;FLOW CONTROL;DRAIN; 9GPM - EXTERNAL				
1030360	ASSY;FLOW CONTROL;DRAIN; 10GPM - EXTERNAL				
1000406	ASSY;FLOW CONTROL;DRAIN; 12GPM - EXTERNAL				
1000407	ASSY;FLOW CONTROL;DRAIN; 15GPM - EXTERNAL				
1000409	ASSY;FLOW CONTROL;DRAIN; 20GPM - EXTERNAL				
1244651	VALVE ASSEMBLY W/O FLOW CONTROL; 263/268				
1236246	COVER, 255/PERFORMA; LOGIX				
1237406	CAM, 273/278 PERFORMA LOGIX VALVE, TWIN, TAN				
3019221	MOTOR/OPTICAL CABLE/SENSOR LOGIX				
1235338	TOP PLATE, PERFORMA 263, 268, 278 LOGIX				
1235339	SPRING, 1PC, 263-278 VALVE				
1235352	CAM, 263/268 PERFORMA LOGIX VALVE, STD, BLACK				
1237405	CAM, 273/278 PERFORMA LOGIX VALVE, STD, BROWN				
1000226	SCREEN/CAP ASSEMBLY W/O-RING				
1000222	REFILL CONTROLLER; NO BALL, .33GPM.				
1243510	REFILL CONTROL .33 GPM CONE STYLE				
1030334	PLUGGED BRINE REFILL CONTROL; 263/273				
1030502	BALL, FLOW CONTROL				
1232370	O-RING, RISER TUBE, -318, EP				
1000269	INJECTOR CAP W/O-RING				
1035622	PERFORMA TANK RING				
1001986	13/16" TO 1" RISER ADAPTER				
1235446	TURBINE CABLE; 23" LOGIX				
1010154	O-RING; TANK ADAPTER				
1033444	TURBINE ASSEMBLY, INTERNAL				
1233187	MOTOR LOCKING PIN, LOGIX				
1041174	VALVE DISC KIT				
1239711	KIT, AUX SWITCH, FRONT MTD, 0.1 AMP; LOGIX				
1239752	KIT, AUX SWITCH, FRONT MTD, 5 AMP; LOGIX				
1239753	KIT, AUX SWITCH, SIDE MTD, 0.1 AMP; LOGIX				
1239754	KIT, AUX SWITCH, SIDE MTD, 5 AMP; LOGIX				
441149	TRANSFORMER, 120V				



3/4" External Drain Flow Control



Logix-Lid Cover (1236246)



Autotrol Valve Discs (1041174)



Magnum LOGIX 742

MAGNUM PARTS Valve Cartridges

Part #	Description	1+	10+	24+	48+
1000366	MAGNUM DRAIN/NHWBP, ASSY, CART, VALVE-SGL				
1000365	RINSE VALVE CARTRIDGE				
1000317	INLET VALVE CARTRIDGE				
1000336	UNFILTERED WATER BYPASS CAP				

Injectors

Part #	Description	1+	10+	24+	48+
1040673	INJECTOR FOR 21IN. TANK; MAGNUM				
1040674	INJECTOR FOR 24IN. TANK; MAGNUM				
1040675	INJECTOR FOR 30IN. TANK; MAGNUM				
1040676	INJECTOR FOR 36IN. TANK; MAGNUM				
1040677	INJECTOR ASSEMBLY (LESS INJECTOR)				
1040678	KIT, INJECTOR SCREEN, MAGNUM CV; 3 PK				
1040688	CAP FOR INJECTOR, REFILL; W/O-RING				



Refill Flow Control

Part #	Description	1+	10+	24+	48+
1040687	REFILL ASSEMBLY, MAGNUM				
1040688	CAP FOR INJECTOR, REFILL.; W/O-RING				
1040682	3-PACK REFILL FLOW CONTROL-21T				
1040683	3-PACK REFILL FLOW CONTROL-24T				
1040684	3-PACK REFILL FLOW CONTROL-30T				
1040685	3-PACK REFILL FLOW CONTROL-36T				

Install Adapters

Part #	Description	1+	10+	24+	48+
3023849	MAGNUM IT ADAPTER KIT; 2" MPT, STAINLESS				
1040784	MAGNUM IT ADAPTER KIT; 2" CPVC				

Magnum Drain Flow Controls (Consult Sales For Additional Sizes)

Part #	Description	1+	10+	24+	48+
1040740	15 GPM FLOW CONTROL DISK W/INSERTS				
1040730	25 GPM FLOW CONTROL DISK W/INSERTS				
1040750	35 GPM FLOW CONTROL DISK W/INSERTS				

Miscellaneous Parts

Part #	Description	1+	10+	24+	48+
1000343	CAM COVER				
1001751	LOGIX MAGNUM CAMSHAFT				
1000226	SCREEN/CAP ASSEMBLY W/O-RING				
1010162	O-RING, TANK ADAPTER TO TANK, -347, EP				
1010160	O-RING, -225, EP				
1040920	MAGNUM 2"NPT SIDE MOUNT ADAPTR				
1000339	MAGNUM TOP PLATE				
1009115	TOP SCREEN FOR MAGNUM Cv				
1041064	BREAK AWAY CAM KIT / AUX OUTPUT, Configurable				
1040692	FLAPPER KIT (PILOT AND BRINE)				
1001580	VALVE SPRING (IND)				
1232965	TURBINE ASSEMBLY, MAGNUM IT - INTERNAL				
1040668	EXTERNAL PILOT FEED ADAPTER				
1000589	PILLOW BLOCK CAP;"U" CAM				
1000391	DISK,BRINE VALVE;EP;MAG				
1000328	DISK;PILOT VALVE;EP;MAG				



740 Time Clock Controller

Logix Timers

Part #	Description	1+	10+	24+	48+
1242146	LOGIX 740 CONTROL W/CONDITIONER FACEPLATE				
1242148	LOGIX 740F CONTROL W/FILTER FACEPLATE				
1242150	LOGIX 742 CONTROL W/CONDITIONER FACEPLATE				
1242162	LOGIX 742F CONTROL W/FILTER FACEPLATE				
1242163	LOGIX 760 CONTROL W/CONDITIONER FACEPLATE				
1242166	LOGIX 760F CONTROL W/FILTER FACEPLATE				
1242168	LOGIX 762 CONTROL W/COND FACEPLATE;60HZ				
1242170	LOGIX 762F CONTROL W/FILTER FACEPLATE				
3014094	LOGIX 860 TIMER ONLY; ULTRAMAX				
3022004	LOGIX 764 CONTROL WITH CONDITIONER FACE				
3007287	MAGNUM LOGIX 742 CTRL; N. AMER, COMP. ASSY				
3007288	MAGNUM LOGIX 742F CTRL; N. AMER, COMP. ASSY				
3038939	MAGNUM LOGIX 764 CTRL; N. AMER, COMP. ASSY				

Logix Upgrade Kits

Part #	Description	1+	10+	24+	48+
1254996	255/740 LOGIX UPGRADE PKG; N. AMER 60HZ				
1255006	255/760 LOGIX UPGRADE PKG; N. AMER 60HZ				
3002856	255/762 LOGIX UPGRADE PKG; N. AMER 60 HZ				
1254997	263/740F LOGIX UPGRADE PKG; N. AMER 60HZ				
3002858	263/742F LOGIX UPGRADE PKG; N. AMER 60 HZ				
1254998	268/740 LOGIX UPGRADE PKG; N. AMER 60 HZ				
1255008	268/760 LOGIX UPGRADE PKG; N. AMER 60 HZ				
3002864	268/762 LOGIX UPGRADE PKG; N. AMER 60 HZ				
3035634	298/764 TWIN T.UPGR PKG;N.AMER 60Hz;10' CABLE				

Upgrade Kits include:

- cover
- top plate
- spring
- cam
- controller
- motor



268/740 Upgrade Kit

Logix Parts

Part #	Description	1+	10+	24+	48+
1254886	LOGIX REMOTE/SECONDARY CONTROL				
1244336	NO SALT DETECTOR/CHLORINE GENERATOR KIT				
1239979	REMOTE REGEN CABLE				
3020228	KIT, REMOTE START/LOCKOUT				
3016715	SENSOR Y-CABLE ASSEMBLY, LOGIX TWIN				
3016775	TWIN EXTENSION CABLE, 9.6', LOGIX 764				



Softeners / POE

STRUCTURAL™ MEDIA TANKS



6" Diameter Poly Glass™ Pressure Vessels

Part #	Description	1±	4±	16±	32±
30127-BLACK	0618PG2.5"T-BLACK-W/BASE				
30151-BLACK	0635PG2.5"T-BLACK-W/BASE				

7" Diameter Poly Glass™ Pressure Vessels

Part #	Description	1±	4±	24±	48±
30190-BLACK	07X35PG2.5"T-BLACK-W/BASE				

8" Diameter Poly Glass™ Pressure Vessels

Part #	Description	1±	4±	18±	36±
30286-BLACK	0840PG2.5"T-BLACK-W/BASE				
C-CH30305-03010203-30	0844PG2.5"T-BLACK-W/BASE				

9" Diameter Poly Glass™ Pressure Vessels

Part #	Description	1±	4±	14±	28±
30347-BLACK	0935PG2.5"T-BLACK-W/BASE				

Part #	Description	1±	4±	16±	32±
C-CH30383-03010203-30	09X48PG2.5"T-BLACK-W/BASE				

10" Diameter Poly Glass™ Pressure Vessels

Part #	Description	1±	4±	12±	24±
C-CH30460-03010203-30	1035PG2.5"T-BLACK-W/BASE				
30491-BLACK	1040PG2.5"T-BLACK-W/BASE				
30523-BLACK	1044PG2.5"T-BLACK-W/BASE				

Part #	Description	1±	4±	14±	28±
C-CH30546-03010203-30	1047PG2.5"T-BLACK-W/BASE				

Part #	Description	1±	4±	16±	32±
C-CH30579-03010203-30	1054PG2.5"T-BLACK-W/BASE				

12" Diameter Poly Glass™ Pressure Vessels

Part #	Description	1±	4±	9±	18±
30646-BLACK	1248PG2.5"T-BLACK-W/BASE				
C-CH30666-03010203-30	1252PG2.5"T-BLACK-W/BASE				
30669-BLACK	1252PG4"T-BLACK-W/BASE				

13" Diameter Poly Glass™ Pressure Vessels

Part #	Description	1±	4±	9±	18±
30721-BLACK	1354PG2.5"T-BLACK-W/BASE				
30724-BLACK	1354PG4"T-BLACK-W/BASE				

14" Diameter Poly Glass™ Pressure Vessels

Part #	Description	1±	4±	6±	12±
31389-BLACK	1447 PG 2.5"T-BLACK-W/BASE				

Part #	Description	1±	3±	6±	12±
30745-BLACK	1447PG4"T-BLACK-W/BASE				

Part #	Description	1±	4±	9±	18±
30783-BLACK	1465PG2.5"T-BLACK-W/BASE				
30785-BLACK	1465PG4"T-BLACK-W/BASE				

16" Diameter Poly Glass™ Pressure Vessels

Part #	Description	1±	4±	9±	18±
31627-BLACK	1665 PG 2.5"T-BLACK-W/BASE				
30912-BLACK	1665 PG4"T-BLACK-W/BASE				
CH30868-03040201-30	1665 PG 4"T 4"B BLACK-TRIPOD BASE				

18" Diameter Composite Pressure Vessels

Part #	Description	1±	2±	4±	8±
30948	1865 COMP 4"T NAT SMC BASE				
CH33378	1865 COMP 4"T 4"B NAT TRIPD BASE				
CH33655	1865 COMP 6"-TF-NATURAL STD BASE				



21" Diameter Composite Pressure Vessels

Part #	Description	1±	2±	4±	8±
30953	2162 COMP 4" T NAT SMC BASE				
CH33385	2162 COMP 4" T 4" B NAT TRIPD BASE				
CH34096	2162 COMP 6" TF NATURAL STD BASE				

24" Diameter Composite Pressure Vessels

Part #	Description	1±	2±	4±	8±
CH33394	2465 COMP 4" T NAT SMC BASE STD LBL				
31153	2472 COMP 4" T NAT STD SMC BASE				
CH33405	2472 COMP 4" T 4" B NAT TRIPOD BASE				
CH33408	2472 COMP 6" TF 6" BF NAT TRIPOD STD				
CH33406	2472 COMP 6" TF NAT SMC BASE				

30" Diameter Composite Pressure Vessels

Part #	Description	1±	2±	4±	8±
CH33868	3072 Comp 4" T NAT EXT BASE				
CH33414	3072 Comp 6" TF 6" BF NAT TRIPOD BASE				
CH33412	3072 Comp 6" TF NAT EXT BASE				

36" Diameter Composite Pressure Vessels

Part #	Description	1±	2±	4±	8±
CH34079	3672 COMP 4" T NAT EXT BASE				
CH33774	3672 COMP 4" T 4" B NAT TRIPOD BASE				
CH33421	3672 COMP 6" TF NAT EXT BASE				
CH33424	3672 COMP 6" TF 6" BF NAT TRIPOD BASE				

42" Diameter Composite Pressure Vessels

Part #	Description	1±	2±	4±	8±
CH33427	4272 COMP 6" TF NAT SHORT BASE				
CH33429	4272 COMP 6" TF 6" BF NAT TRIPOD BASE				

48" Diameter Composite Pressure Vessels

Part #	Description	1±	2±	4±	8±
CH33431	4872 COMP 6" TF NAT SMC BASE				
CH33434	4872 COMP 6" TF 6" BF NAT TRIPOD BASE				



STRUCTURAL™ RETENTION TANKS

Structural Retention Tanks

Part #	Description	1±	2±	4±	8±
31534	CT-30 RETENTION TANK, 16X46 QUICK CONNECT				
31533-1	CT-40SQ RETENTION TANK, 21x37.5 QUICK CONNECT				
31608	CT-40 RETENTION TANK, 16X58.75 QUICK CONNECT				
30957	CT-80 RETENTION TANK, 21X64.25 QUICK CONNECT				
31057	CT-120 RETENTION TANK, 24X73.25 QUICK CONNECT				



Structural Retention Tanks



Softeners / POE

STRUCTURAL™ BRINE TANKS



2310 safety float assembly (CH15675)

- #CH15675 & #CH15676 include:
- Brinewell
 - Safety float assemble
 - Brineline
 - Overflow nut & elbow

11" Square Brine Tanks

Part #	Description	1±	4±	20±	40±
34769	11" X 11" X 34" BRINE TANK; BLACK; PREDRILLED				

14" Square Brine Tanks

Part #	Description	1±	5±	20±	40±
34619	14" X 14" X 34" BRINE TANK; BLACK; PREDRILLED				

18" Diameter Brine Tanks

Part #	Description	1±	4±	12±	24±
33454	18" X 33" BRINE TANK; BLACK				
34624	18" X 33" BRINE TANK; BLACK; GRID; FLOAT ASSY				
34758	18" X 40" BRINE TANK; BLACK				
CH34101	18" X 40" BRINE TANK; BLACK; GRID; FLOAT ASSY				

24" Diameter Brine Tanks

Part #	Description	1±	2±	4±	6±
CH33053	24" X 40" BLACK				
CH33042	24" X 48" BLACK				

30" Diameter Brine Tanks

Part #	Description	1±	5±	20±	40±
CH33044	30" X 48" BLACK				

39" Diameter Brine Tanks

Part #	Description	1±	2±	4±	6±
CH33046	39" X 48" BLACK				

50" Diameter Brine Tanks

Part #	Description	1±	2±	4±	6±
CH33049	50" X 60" BLACK				

Brine Tanks Components

Part #	Description	1±	5±	15±	30±
CH15675	BRN TUBE ASSY W/ ELBOW & NUT BRINE TUBE 31.38"				
CH15676	BRN TUBE ASSY 1840 W/ ELBOW & NUT BRINE TUBE				
36532810	3.5"X28" SLOTTED BRINE WELL; NO CAP				
36543001	4" X 30" SLOTTED BRINE WELL; NO CAP				
36543601	4" X 36" SLOTTED BRINE WELL; NO CAP				
36544801	4" X 48" SLOTTED BRINE WELL; NO CAP				
36554801	5" X 48" SLOTTED BRINE WELL; NO CAP				
36530000	BRINE WELL CAP 3.5"				
36540000	BRINE WELL CAP 4.0"				
36550000	BRINE WELL CAP 5"				
H1018	OVERFLOW SET; FITTING & NUT				
H1012	1" COMMERCIAL OVERFLOW FITTING				
H6001	BRINE VALVE .75" MPT TYPE A SET BRINE CHECK				

Part #	Description	1±	5±	25±	50±
09004361	BRINE PICK-UP TUBE ASSY 36"				

Part #	Description	1±	10±	24±	48±
H4900-48BV	494 BRINE VALVE; 5X48 BRINE WELL; 1/2"				
60009-00	900 AIR CHECK WITH TUBE				
60067-03	2310 PLASTIC B/V & 2310 FLOAT ASSY COMBO				
60002-34	#500 AIR CHECK; 34" LONG				

Part #	Description	1±	4±	20±	40±
H7073	BRINE VALVE 1.0" MPT TYPE A SET BRINE CHECK				
CH20764	11" X 34" GRID PLATE				
CH16359	14" X 34" GRID PLATE 1-PC 4.25"HOLE				
CH16347	18" GRID PLATE WITH 4-1/8" HOLE; BT1840 & BT1833				
H1080	24" GRID PLATE (2 PIECE)				
H1089	PLASTIC BRINE GRIDS 24"-LEGS 9-7/8" (7 SET)				
H1032	30 BRINE GRID" (2 PIECE)				
H1087-13"	LEGS ONLY; 30" SALT GRID; 1.5" X 13"; 11 PER SET				



GREAT LAKES TANK JACKETS



Choose [color] of Tank Wrap:

-1 = White -2 = Almond -3 = Blue -4 = Black -5 = Chrome

- Not all sizes and colors stocked, please consult sales for availability
- All wraps are cut to fit Structural tanks only
- Minimum order quantity is 10 pieces of any non-stocked size or color.

Plastic Tank Wraps - [Chrome listed below]

Part #	Description	1+	4+	16+	40+
3770844-[color]	8" X 44"				
3770948-[color]	9" X 48"				
3771035-[color]	10" X 35"				
3771047-[color]	10" X 47"				
3771054-[color]	10" X 54"				
3771252-[color]	12" X 52"				

Chrome Tank Wraps

Part #	Description	1+	4+	16+	40+
3770844-5	8" X 44"				
3770948-5	9" X 48"				
3771035-5	10" X 35"				
3771047-5	10" X 47"				
3771054-5	10" X 54"				
3771252-5	12" X 52"				
3771354-5	13" X 54"				
3771465-5	14" X 65"				

Plastic and Chrome wraps do not come with the caps. These must be ordered separately

Tank Plastic Caps [2.5" Opening]

Part #	Description	1+	4+	16+	40+
378082	8" BLACK COVER				
378092	9" BLACK COVER				
3780102	10" BLACK COVER				
3780122	12" BLACK COVER				
3780132	13" BLACK COVER				
3780140	14" BLACK COVER				

Tank Plastic Caps [4" Opening]

Part #	Description	1+	4+	16+	40+
3780126	12" BLACK COVER				
3780133	13" BLACK COVER				
3780141	14" BLACK COVER				

RISERS, BASKETS, HUB AND LATERALS



Upper Basket (05008102)



Lower Basket (D1211)



930 Bottom Distributor (D1212-04)

Upper Baskets and Diffusers

Part #	Description	1+	10+	24+	48+
18280	COLLECTOR, TOP, 1" X 0.11, GRAY BAYONET- FLECK ONLY				
18818	COLLECTOR, TOP, 13/16" X 0.11, GRAY BAYONET-FLECK ONLY				
D1203	UPPER BASKET; 1.05"; TWIST LOCK; AUTOTROL/CLACK				
D1203-01	UPPER BASKET 13/16"; BAYONET				
1009115	TOP STACK DISTRIBUTOR; MAGNUM; 1.5"				
05008102	UPPER BASKET TWIST-LOCK 1.05" - FITS AUTOTROL/CLACK				

Part #	Description	1+	2+	4+	8+
5679	6" FLANGE TOP DIFFUSER; 3" FNPT; 18"-48" TANK				
5680-2	6" FLANGE HIGH FLOW TOP DIFFUSER; 3" FNPT; 21"-63" TANK				
5671	4" #8 THREAD TOP/BTM DIFFUSER; 2" SLIP, 12"- 36" TANK				

Lower Basket (no pipe)

Part #	Description	1+	24+	48+	96+
D1211	911 BOTTOM DIST. 13/16"				
D1212-04	930 BOTTOM STACK DIST; 11 SEGMENT; 1.05"				
D1212-21	930 BOTTOM STACK DIST; 15 SEGMENT; 1.320"				
D1197-07	970 BOTTOM DISTRIBUTOR 1.5" SOLVENT				
05008199	UNIVERSAL LOWER BASKET; 1" AND 13/16"				



Softeners / POE



Riser with Lower Basket

Risers with Basket

Part #	Description	1±	5±	25±	50±
0500340055	BASKET & 1". RISER TUBE ASSY 55"				
0500340065	BASKET & 1". RISER TUBE ASSY 72"				
0500131655	BASKET & 13/16" RISER TUBE ASSY 55"				

Riser Pipe (no basket)

Part #	Description	1±	5±	25±	50±
0500131686	13/16" PIPE 72"				
0500340086	RISER TUBE 1.05 X 72" ABS 3/4" PIPE GRAY				

Hot Water Riser

Part #	Description	1±	10±	24±	48±
60792-00	DISTRIBUTOR ASSY, 13/16", STD 60" TUBE				
60795-10	DISTRIBUTOR ASSY, 1" STD, HOT WATER 72"				

Tank Closures and Bushings

Part #	Description	1±	2±	4±	8±
5296	6" FLANGED TANK CLOSURE				
10566	ADA KIT 6" FLG NORLYL 4"-8 UN BOLTS (EPDM)				
10663	6" FLANGE X 4" NPT TANK ADAPTER - CPVC				
5292	6" FLANGE X 3" NPT TANK ADAPTER - NORLYL				
2751-1	2.5" CLOSURE CAP, STRUCTURAL				
4821-1	4" CLOSURE CAP - STRUCTURAL				
4821-2	4" X 2.5" TANK REDUCER-STRUCTURL				



Tank Reducer (4821-2)



(5665)

Top Mount Hub And Lateral - 1.5" Riser Tube, 6 Laterals (Requires 4" Tank Opening)

Part #	Description	1±	2±	4±	8±
5665	TOP MOUNT HUB & LATERAL; 1.5"; 13"-16" TANK				
5666	TOP MOUNT HUB & LATERAL; 1.5"; 18"-21" TANK				
5667	TOP MOUNT HUB & LATERAL; 1.5"; 24" TANK				
10848	TOP MOUNT HUB & LATERAL; 1.5"; 30" TANK				
10849	TOP MOUNT HUB & LATERAL; 1.5"; 36" TANK				

Top Mount Hub And Lateral - 3" Riser Tube, 8-16 Laterals (Requires 6" Flange Tank Opening)

Part #	Description	1±	2±	4±	8±
12201	TOP MOUNT HUB & LATERAL; 3"; 24" 8 LATERALS				
5672	TOP MOUNT HUB & LATERAL; 3"; 30" 8 LATERALS				
5673	TOP MOUNT HUB & LATERAL; 3"; 36" 8 LATERALS				
5674	TOP MOUNT HUB & LATERAL; 3"; 42" 8 LATERALS				
5675	TOP MOUNT HUB & LATERAL; 3"; 48" 8 LATERALS				
5676	TOP MOUNT HUB & LATERAL; 3"; 42"; 16 LATERALS				
5677	TOP MOUNT HUB & LATERAL; 3"; 48"; 16 LATERALS				



(5683)

Bottom Mount Hub And Lateral - 6" Flange; 3"Fpt

Part #	Description	1±	2±	4±	8±
5683	DST KIT 30" BTM MOUNT HUB & LAT; LOW FLOW; FLANGED				
5684	DST KIT 36" BTM MOUNT HUB & LAT; LOW FLOW; FLANGED				
5686	DST KIT 42" BTM MOUNT HUB & LAT; LOW FLOW; FLANGED				
5678	DST KIT 24" BTM MOUNT HUB & LAT; LOW FLOW; FLANGED				
11892	DST KIT 36" BTM MOUNT HUB & LAT; HIGH FLOW; FLANGED				
11663	DST KIT 42" BTM MOUNT HUB & LAT; HIGH FLOW; FLANGED				
11665	DST KIT 48" BTM MOUNT HUB & LAT; HIGH FLOW; FLANGED				



Funnel (U1006)

Miscellaneous

Part #	Description	1±	10±	24±	48±
U1006	FUNNEL, 2.5" NECK OPENING				
U1007	FUNNEL FOR 4& 6" TANK OPENINGS				

Part #	Description	1±	2±	4±	8±
6568-2	TOOLS MISC WRENCH; 4" TANK ADAPTER				
10724	FTG VACUUM BREAKER; 120F; 125 PSI; 1.5" MPT				
10725	FTG VACUUM BREAKER; 150F; 150 PSI; 1" MPT				
5285	FLEX CONNECTOR 2" NPT X 2" NPT ASSY				
5286	FLEX CONNECTOR 3" NPT X 3" NPT ASSY				



MEDIA & RESIN



Water Softener Resin

Part #	Description	1±	10±	42±	84±
TC008FG	CATION RESIN; 8% XLINK; 1 CUBIC FOOT				
TC010FG	CATION RESIN; 10% XLINK; 1 CUBIC FOOT				
TC008FGF	CATION RESIN; FINE MESH 8% XLINK; 1 CUBIC FOOT				



Part #	Description	1±	10±	25±	42±
C-C150E	PUROLITE HOT WATER; SAC MACROPOROUS; NA FORM				
C-SSTC6000E	PUROLITE SSTC60 RESIN; 1 CUBIC FOOT				

Organic Scavaging Resin

Part #	Description	1±	10±	42±	84±
TA213	STRONG BASE ANION GEL (COLOUR REMOVER) RESIN				

Part #	Description	1±	10±	25±	42±
C-A850	ANION COLOR RESIN; REMOVE TANNIN; 1.0 CU. FT. BOX				
C-A860	ANION RESIN 1 CUBIC FOOT; REMOVE TANNIN-BOXED				
C-TANEX	PUROLITE TAN-EX RES (MACROPROE-OPAQUE)				

Specialty Resin



Part #	Description	1±	10±	42±	84±
IONPLUS MB-30	MIXED BED DI RESIN 1 CUBIC FOOT BAG				

Part #	Description	1±	10±	25±	42±
C-UCW3700	ULTRA CLEAN MIXED BED DI RESIN; LOW TOC				
C-MB400	PUROLITE MIXED BED DI RESIN; TYPE 1				
C-A520E	PUROLITE MACROPOROUS ANION; NITRATE REMOVAL				

PUROLITE (C-A300)

Part #	Description	1±	5±	10±	25±
C-A300	PUROLITE ANION DEALKALIZER RESIN;1FT				

Carbon

Part #	Description	1±	10±	40±	
RWAP 3211	HAYCARB 12X40 COCO CARBON; 1CUFT				
RWAC 1802	HAYCARB 12X40 CATALYTIC COCO CARBON; 1CUFT				



Part #	Description	1±	10±	40±	80±
A3502	BC1240AW ACID WASHED GAC 12X40;2 CU FT				
CBCGCENTAUR1CF	CENTAUR CATALYTIC CARBON 12x40; 1 CUBIC FOOT				

Filter Media

Part #	Description	1±	4±	16±	40±
NEXSAND	FILTER MEDIA; 1 CUBIC FOOT; 53 LBS				
A8006	BIRM; 44 LBS; FINE; 1 CUBIC FOOT				
PURI-CAL	CALCIUM CARBONATE; 45 LBS 0.5 CU/FT				
A8011	COROSEX; 50 LBS; 0.66 CUBIC FOOT				
A8014	FILTER AG; 1 CUBIC FOOT; 25 LBS				
A8036	GARNET MEDIA 8/12 50LBS				
A8037	GARNET MEDIA 30/40 50LBS				
RTG1AL0000-PRODCF	METSORB;1CUBIC FOOT				
KDF-55	KDF-55 DRUM; 1/3 CUBIC FOOT; 57 LBS				
KDF-55-COURSE	KDF-55-COURSE; 1/3 CUBIC FOOT; 57 LBS				
KDF-85	KDF-85 DRUM; 1/3 CUBIC FOOT; 57LBS				



(KATALOX-LIGHT)

Part #	Description	1±	4±	10±	40±
GRIT2-50	GRIT#3 50LBS 1/4X1/8 0.5CU/FT				
KATALOX-LIGHT	MEDIA OXIDATION MANG/SULPHUR RED. 1 CUBIC FOOT				

Part #	Description	1±	10±	55±	110±
GREENSAND-PLUS	GREENSAND-PLUS 0.50 CUBIC FOOT (42.5LBS)				

Media Accessories

Part #	Description	1±	2±	5±	10±
U1001	RESIN UNLOADER 2-1/2" TANK NPSM PVC				



Softeners / POE

METSORB BY GRAVER TECHNOLOGIES



Graver Technologies

MetSorb® HMRG

Effective, Low-Cost Adsorbent for Removal of Heavy Metals



- Arsenic III
- Arsenic V
- Cadmium
- Copper
- Antimony
- Lead
- Mercury
- Zinc
- Selenium



Certified to
NSF / ANSI 61

BATCH TEST DATA • ADSORPTIVE CAPACITY METSORB® HMRG		
METAL	INITIAL CONCENTRATION	FINAL CONCENTRATION
Arsenic V	50 ppb	< 2 ppb
Arsenic III	50 ppb	5 ppb
Cadium	1,000 ppb	24 ppb
Copper	500 ppb	5 ppb
Lead	1,000 ppb	18 ppb
Mercury	500 ppb	26 ppb
Zinc	500 ppb	12 ppb

Metsorb

Part #	Description	1±	4±	16±	40±
RTG1AL0000-PRODCF	METSORB HMRG; 1CUFT				

SOFTENER TUBING



Drain Line Tubing

Part #	Description	1±	4±	16±	40±
5912003	1/2"OD X 3/8"ID DRAIN TUBE BLACK 100'				
360-10X100	POLY 5/8"OD X 1/2"ID 100FT NATURAL; FOOD GRADE				

Part #	Description	1±	5±	10±
2T20-1008BK-100	1/2" ID X 5/8"OD FDA PE TUBING;BLACK			

Brine Line Tubing

Part #	Description	1±	100±	500±
TUB6BKP60	3/8 PE TUBING; 60"; BLACK			

Part #	Description	1±	3±	6±	12±
TUB8BK-10FT	1/2" O.D. POLY TUBING 10'				

Part #	Description	1±	4±	10±	20±
PE12-EI-0500F-E	3/8" JG PE TUBING-BLACK-500 FT				
PE16-GI-0250F-E	1/2" JG PE TUBING-BLACK-250FT				

CHEMICALS - EQUIPMENT CLEANERS



Feeders

Part #	Description	1±	5±	10±	25±
S6304	RESCARE FEEDER; 15 CC				
S6305	RESCARE FEEDER; 30 CC, CLEAR				

Pro ResCare® Liquid Resin Cleaner Maintains Performance of Softener Resin. Pro ResCare is a specially formulated liquid resin cleaner designed to clean resin pores of iron, manganese, silt, metal particles and organic compounds that cause softener inefficiencies. Regular use of ResCare resin cleaner will restore the softener beads and control valve parts back to peak efficiency. For best results, use a Res Care Automatic Feeder or manually add during regeneration to prevent mineral build up. Pro Res Care is NSF Certified to meet NSF/ANSI Standard 60 for drinking water additives.



Pro ResCare
1GAL. & 1QT.

Chemicals - Equipment Cleaners

Part #	Description	1±	4±	20±
RK41N	PRO RES CARE CLEANER; 1 GALLON			
Part #	Description	1±	12±	60±
RK32N	PRO RES CARE CLEANER; 1QUART			



Pro Rust Out
5LBS & 1.5LBS

Pro Rust Out® - Water Softener Rust Remover Maintains Performance of Softeners on Iron Bearing Water. Pro Rust Out chemically removes iron and rust build-up that coats the resin beds and fouls the softener. This iron build-up is not totally removed during normal regeneration of a water softener. Using Pro Rust Out in a water softener will eliminate rust and foreign matter from the resin bed. This increases the life of the softener and reduces rust staining on household fixtures and other surfaces.

Part #	Description	1±	6±	30±
LI0616N	PRO RUST OUT INSTANT LIQUID; 16 OZ BOTTLE			
RO12N	PRO RUST OUT; 22 OZ	1±	12±	60±
RO65N	PRO RUST OUT; 76 OZ	1±	6±	30±



Softener Mate

Pro Softener Mate® - All Purpose Water Softener Cleaner Maintains Performance of All Softeners. Pro Softener Mate softener cleaner is a unique blend of chemicals formulated to remove limited iron, manganese, silt, metal particles and organic compounds that cause softener inefficiencies. Regular use of Softener Mate softener cleaner as a maintenance program will restore the softener back to peak efficiency and maintain the life of the unit.

Part #	Description	1±	2±	5±
SM100S	SOFTENER MATE; 4 OZ; 100 PACKETS			
SM12N	SOFTENER MATE; 1.5 LBS	1±	12±	60±
SM65N	PRO SOFTENER MATE; 4 LBS	1±	6±	30±



Ban-T®

Ban-T® - Water Softener Iron Removal Alkaline Water Neutralizer & Cleaner. Maintains the pH of alkaline water. Pro Ban T is a water softener iron removal cleaner that is specially formulated to effectively lower pH and remove iron and other contaminants from fouled water softeners.

Part #	Description	1±	12±	60±
RU15N	PRO BAN T (CITRIC ACID); 1.5 LBS BOTTLE			
RU64N	PRO BAN T (CITRIC ACID); 4 LBS BOTTLE	1±	6±	30±
RU45N	PRO BAN T (CITRIC ACID); 45 LBS	1±	2±	5±

Pot Perm® - Iron Filter Regenerant Greensand Filter Cleaner/Iron Remover. Maintains Performance of Greensand Iron Filters. Pro Pot Perm is an iron filter regenerant and a strong oxidizing agent that converts dissolved iron and/or manganese to insoluble oxides which can easily be removed through filtration. As an iron filter regenerant, Pot Perm regenerates and oxidizes greensand iron filter media, restoring the exchange capacity of the unit.

GreenSand Iron Filter Regenerant

Part #	Description	1±	6±	30±
KP02N	POT PERM GREENSAND REGENERATE 2 LB*			



Poly-Guard Phosphate

Poly Guard® - Prevent Hard Water Stains Rust & Scale Preventer. Pro PolyGuard Scale & Rust Preventer (Liquid) is specifically formulated to prevent hard water stains, including scale and iron staining in commercial, industrial and residential potable water applications. PolyGuard forms a protective coating on metal and plastic surfaces preventing hard water stains, scale, corrosion and copper leaching. To eliminate hard water stains, inject PolyGuard by chemical feed pump into the raw water system as close to the source as possible. This product is NSF Certified to meet NSF/ANSI Standard 60 for drinking water additives.

Scale, Iron & Corrosion Control

Part #	Description	1±	4±	20±
GL41N	POLY-GUARD LIQUID 1.0 GAL			
GL05N	POLY-GUARD LIQUID 5.0 GAL BLENDED PHOSPHATE	1±	2±	5±
GP10C	POLY-GURAD CRYSTAL CART. STD; COMES FULL	1±	6±	30±
GP63N	POLY-GUARD; 3LBS; CRYSTALS - IRON, SCALE, CORR.			



Cartridge for Poly Crystals



Poly-Guard Crystals
3LBS



Softeners / POE

Well Sanitizer - Disinfects Well Water And Prolongs The Pumps Life. Using SaniWell well sanitizer twice a year will help keep wells free from iron and bacteria build-up, improving the smell and taste of the water. A well should be sanitized if it has been contaminated or disturbed as a result of repairs. SaniWell well sanitizer pellets and granules are designed to help purify and eliminate harmful bacteria in storage tanks, well casings, fixtures and pipes.



Sani-Systems

Sanitizers & Disinfectants

Part #	Description	1±	2±	5±
SS24WS	SOFTENER SANI SYSTEM; 0.5 FL OZ (CASE OF 24)			
SS96WS	SOFTENER SANI SYSTEM; 0.5 FL OZ (CASE OF 96)			
SS24RO	RO SANI SYSTEM; 0.25 FL OZ (CASE OF 24)			
SS96RO	RO SANI SYSTEM; 0.25 FL OZ (CASE OF 96)			

Neutra Sul® - Eliminate Rotten Egg Smell Professional Grade Oxidizer Protects Against Irregular Coloring and Rotten Egg Smells in Treated Water. Pro Neutra Sul® is formulated to remove the rotten egg smell and pollutants from any water supply through oxidation. Neutra Sul is a blend of Hydrogen Peroxide 7% solution and will prevent the formation of colors, tastes, corrosion and scaling by pollution degradation. Pro Neutra Sul is NSF Certified to meet NSF/ANSI Standard 60 for drinking water additives.



Neutra Sul®

Problem Water Neutralizers

Part #	Description	1±	2±	10±
HP22N	NEUTRA SUL 7% PEROXIDE SOLUTION; 2.5 GALLON			
HP05N	NEUTRA SUL 7% PEROXIDE SOLUTION; 5 GALLON			
HP41N	PRO NEUTRA SUL (7% PEROXIDE) 4-1GAL. BT			
SP47N	NEUTRA-7 SODA ASH W/ PHOSPHATE, 7LB BOTTLE			



Rid-O-Rust

Rid O'Rust Formula Is most effective at preventing rust stains for well water with hardness greater than 15 GPG. For irrigation applications only.

Irrigation Chemicals

Part #	Description	1±	4±	20±
2662	RID-O-RUST LIQUID STAIN REMOVER; 1GAL			
RR1-1-CS	RID-O-RUST FORMULA PREVENTER; 64OZ			

MAZZEI® INJECTOR COMPANY - INJECTORS



Mazzei Injectors

Part #	Description	1±	5±	10±
384	1/2" MNPT ; PVDF			
484	1/2" MNPT ; PVDF			
484A	3/4" MNPT ; PVDF			
584	3/4" MNPT ; PVDF			
684	3/4" MNPT ; PVDF			
878	1" MNPT ; PVDF			
978	1" MNPT ; PVDF			
1078	1" MNPT ; PVDF			
1583A	1.5" MNPT ; PVDF			
1584A-PVDF	1.5" MNPT ; PVDF			
2081A	2" MNPT ; PVDF			



RUSCO™ FILTERS



Screen Sizes (Polyester)		
Mesh	Microns	Opening
30	533	.021"
60	254	.010"
100	152	.006"
140	104	.004"

Also Available In
Stainless Steel

3/4" Spin-Down Polyester Filters with Flush Valves

Part #	Description	1±	5±	10±
3/4-24-F	24 MESH			
3/4-30-F	30 MESH			
3/4-40-F	40 MESH			
3/4-60-F	60 MESH			
3/4-100-F	100 MESH			
3/4-140-F	140 MESH			
3/4-250-F	250 MESH			
3/4-500-F	500 MESH			
3/4-1000-F	1000 MESH			

1" Spin-Down Polyester Filters with Flush Valves

Part #	Description	1±	5±	10±
1-24-F	24 MESH			
1-30-F	30 MESH			
1-40-F	40 MESH			
1-60-F	60 MESH			
1-100-F	100 MESH			
1-140-F	140 MESH			
1-250-F	250 MESH			
1-500-F	500 MESH			
1-1000F	1000 MESH			

1 1/2" Spin-Down Polyester Filters with Flush Valves

Part #	Description	1±	5±	10±
1-1/2-24-F	24 MESH			
1-1/2-30-F	30 MESH			
1-1/2-40-F	40 MESH			
1-1/2-60-F	60 MESH			
1-1/2-100-F	100 MESH			
1-1/2-140-F	140 MESH			
1-1/2-250-F	250 MESH			
1-1/2-500-F	500 MESH			

2" Spin-Down Polyester Filters with Flush Valves

Part #	Description	1±	5±	10±
2-24-F	24 MESH			
2-30-F	30 MESH			
2-40-F	40 MESH			
2-60-F	60 MESH			
2-100-F	100 MESH			
2-140-F	140 MESH			
2-250-F	250 MESH			
2-500-F	500 MESH			
2-1000-F	1000 MESH			

3/4" Sediment Trapper Polyester Filters with Flush Valve

Part #	Description	1±	5±	10±
3/4-100ST-F	100 MESH			
3/4-1000ST-F	1000 MESH			

1" Sediment Trapper Polyester Filters with Flush Valve

Part #	Description	1±	5±	10±
1-250ST-F	250 MESH			
1-500ST-F	500 MESH			
1-1000ST-F	1000 MESH			

1 1/2" Sediment Trapper Polyester Filters with Flush Valve

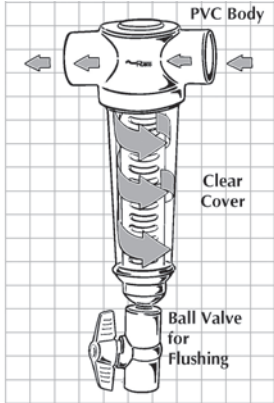
Part #	Description	1±	5±	10±
1-1/2-100ST-F	100 MESH			
1-1/2-250ST-F	250 MESH			

2" Sediment Trapper Polyester Filters with Flush Valve

Part #	Description	1±	5±	10±
2-40ST-F	40 MESH			
2-60ST-F	60 MESH			
2-100-ST-F	100 MESH			
2-1000ST-F	1000 MESH			



Softeners / POE



Spin Down Filter

3/4" Sediment Trapper

Polyester Chemical Resistant Filters with Flush Valve

Part #	Description	1±	5±	10±
3/4-24ST-HP-F	24 MESH			
3/4-30ST-HP-F	30 MESH			
3/4-60ST-HP-F	60 MESH			
3/4-100ST-HP-F	100 MESH			
3/4-140ST-HP-F	140 MESH			
3/4-250ST-HP-F	250 MESH			

1" Sediment Trapper

Polyester Chemical Resistant Filter with Flush Valve

Part #	Description	1±	5±	10±
1-100ST-HP-F	100 MESH			

2" Sediment Trapper Stainless Steel Filters with Flush Valve

Part #	Description	1±	5±	10±
2-30STSS-F	30 MESH SS			
2-60STSS-F	60 MESH SS			
2-200STSS-F	200 MESH SS			

3/4" Spin-Down Polyester Filter Screens

Part #	Description	1±	5±	10±
FS3/4-140	140 MESH			
FS3/4-250	250 MESH			
FS3/4-500	500 MESH			
FS3/4-1000	1000 MESH			

1" Spin-Down Polyester Filter Screens

Part #	Description	1±	5±	10±
FS1-40	40 MESH			
FS1-60	60 MESH			
FS1-100	100 MESH			
FS1-140	140 MESH			
FS1-250	250 MESH			
FS1-500	500 MESH			
FS1-1000	1000 MESH			

1 1/2" Spin-Down Polyester Filter Screens

Part #	Description	1±	5±	10±
FS1 1/2-40	40 MESH			
FS1 1/2-60	60 MESH			
FS1 1/2-100	100 MESH			
FS1 1/2-140	140 MESH			
FS1 1/2-250	250 MESH			
FS1 1/2-500	500 MESH			
FS1 1/2-1000	1000 MESH			

2" Spin-Down Polyester Filter Screens

Part #	Description	1±	5±	10±
FS2-60	60 MESH			
FS2-100	100 MESH			
FS2-140	140 MESH			
FS2-250	250 MESH			
FS2-500	500 MESH			
FS2-1000	1000 MESH			

Stainless Steel Filter Screens


Part #	Description	1±	5±	10±
FS3/4-60SS	3/4" 60 MESH; SPIN DOWN			
FS1-60SS	1" 60 MESH; SPIN DOWN			
FS1-200SS	1" 200 MESH; SPIN DOWN			
FS1 1/2-140SS	1 1/2" 140 MESH; SPIN DOWN			
FS2-60SS	2" 60 MESH; SPIN DOWN			

Sediment Trapper Polyester Filter Screens

Part #	Description	1±	5±	10±
FS1-500ST	1" 500 MESH			
FS2-60ST	2" 60 MESH			

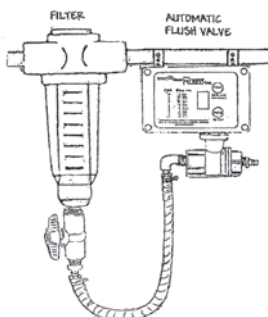
Auto Flush Valve

Part #	Description	1±	5±	10±
AFV	AUTO FLUSH VALVE			
AFV-KIT	AUTO FLUSH VALVE INSTALL KIT			



Sediment Trapper


CALL FOR ITEMS NOT LISTED



Auto Flush Valve Install Diagram



DRINKING WATER SYSTEMS



RO Systems



WOW - WATER ON WATER REVERSE OSMOSIS SYSTEM



WOW Features:

- Small foot print
- Quick recovery time
- Expandable for increased water usage.
- Water saving - Waste water efficiency
- Great on low pressure applications [20 psi]

FAUCET, TUBING, FEED & DRAIN connections are SOLD SEPARATELY, to enable you to customize your units.

TECHNOLOGY COMPARISON (Single Unit**)

FEATURE	Air Captive RO*	WOW Water RO*
Space Required	2 cubic feet	1 cubic foot
Gallons Per Day Production*	30 gal.	50 gal.
Waste Water Efficiency*	10 to 1	2 to 1
Fill Time*	240 min.	35 min.
Filter Replacement (Average)	6 months	1 year
Dispensing Volume	Varies	Consistent
Minimum Water Pressure Required	45 psi	20 psi
Recycleable Filters	NO	YES

*Results may vary depending on water conditions.

**Modular expansion of WOW Water improves production and fill time to customer requirements



WOW RO System
(20-210-001)

WOW Standard 50GPD RO Unit (Installation Kit Not Included)

Part #	Description	1±	5±	10±	25±
20-210-001	RO UNIT W/LEAK DETECTOR				

50 GPD Pre-Filter
(20-201-001)

50 GPD Post-Filter
(20-202-001)

50 GPD Membrane
(20-250-001)

Standard Filters

Part #	Description	1±	20±	100±	200±
20-201-001	PREFILTER - STANDARD 50GPD UNIT				
20-202-001	POSTFILTER - STANDARD 50GPD UNIT				

Part #	Description	1±	10±	50±	100±
20-250-001	MEMBRANE - STANDARD 50GPD UNIT				

180GPD RO Conversion Kit (Installation Kit Not Included)

Part #	Description	1±	4±	8±	40±
20-215-001	WOW RO 180GPD CONVERSION KIT				

180 GPD Filters

Part #	Description	1±	20±	100±	200±
20-201-002	PREFILTER - 180GPD UNIT				
20-202-002	POSTFILTER - 180GPD UNIT				

Part #	Description	1±	10±	50±	100±
20-250-002	MEMBRANE - 180GPD UNIT				

Installation Kits (Includes feed valve, drain clamp, tubing & faucet fitting)

Part #	Description	1±	5±	10±	25±
20-340-001	INSTALLATION KIT WITH AIR GAP FAUCET				
20-345-001	INSTALLATION KIT W/ NON AIR GAP FAUCET				
20-340-XF	INSTALLATION KIT; NO FAUCET				
20-340-CT	WOW COUNTER TOP INSTALL KIT				

Miscellaneous Parts

Part #	Description	1±	10±	100±	200±
20-375-001	RO TANK W/ TUBING & ADAPTOR				

Part #	Description	1±	2±	5±	10±
20-450-002-G2	CPU - CONTROL VALVE				

Part #	Description	1±	20±	100±	200±
20-600-001	CPU VALVE COMPLETE O-RING KIT				

WOW RO 180 Conversion Kit
(20-215-001)

Kit Includes:

- 1 - Tall Base w/Leak Detection Tray
- 1 - Long Prefilter
- 1 - Long Postfilter
- 1 - 180 GPD RO Membrane
- 1 - 180 Flow Control Pin (Blue)

180 GPD Post-Filter
(20-202-002)

180 GPD Membrane
(20-250-002)



GR/O REVERSE OSMOSIS SYSTEM "THE WATER SAVER"



RO Systems



GR/O RO System



Designer faucet included with certain models

GR/O Features:

- 50% Recovery Rate - 1 to 1 Ratio!
- John Guest® quick connect fittings
- 2 Year Warranty
- Conserves Water
- Innovative Design
- Saves Money

SAVE 4 TIMES THE WATER OF CONVENTIONAL RO'S

GR/O RO System "The Water Saver"

Part #	Description	1±	5±	24±	48±
GR/O-HE-75	4 STAGE 75 GPD 3 HSG CHROME STANDARD FAUCET				
GR/O-HE-75-D	4 STAGE 75 GPD 3 HSG CHROME DESIGNER FAUCET				
GR/O-HE-75-XF	4 STAGE 75 GPD 3 HSG NO FAUCET				



Retro Fit Kit

GR/O Retro Fit Kit

RO Filter Assembly Only - No Tank, Faucet or Install Kit

- Quick & simple replacement
- RO Filter assembly only, no tank, faucet or installation supplies
- Why replace the whole RO unit, when the tank and faucet are still good?

"Turn your old units into new"

GR/O Retro Fit Kit (RO Filter Assembly Only - No Tank, Faucet or Install Kit)

Part #	Description	1±	5±	24±	48±
GR/O-HE-75-RK	4 STAGE 75 GPD HEAD 3 HOUSINGS				



(93023)

GRO Filters

Part #	Description	1±	40±	200±
93023	PX05-9 7/8"; 5M SEDIMENT			



(OMB934-MAX5)

Part #	Description	1±	20±	200±	1260±
OMB934-MAX5	10" 5M COCO CARBON BLOCK; USA				

* Flow Restrictors on page 128

GRO Membranes - High Recovery / 1:1 ratio Without Flow Restrictors (For 1:1 Ratio - Use Suggested Flow Restrictor - *Sold Separately)

Part #	Description	1±	16±	80±	160±
4002573	GRO-36EN, 36 GPD [USE 100ML/MIN FLOW/C.]				
4002574	GRO-50EN, 50 GPD [USE 150ML/MIN FLOW/C.]				
4002575	GRO-75EN, 75 GPD [USE 200ML/MIN FLOW/C.]				



GRO Membrane

GRO Membranes - High Recovery / 1:1 ratio With Flow Restrictors

Part #	Description	1±	16±	80±	160±
4004423	GRO-36EN, 36 GPD [INCLUDES 100ML/MIN FLOW/C.]				
4004424	GRO-50EN, 50 GPD [INCLUDES 150ML/MIN FLOW/C.]				
4004425	GRO-75EN, 75 GPD [INCLUDES 200ML/MIN FLOW/C.]				



FRESHPOINT UNDER COUNTER REVERSE OSMOSIS SYSTEM



FRESHPOINT REVERSE OSMOSIS SYSTEMS



System Tested and Certified by NSF International against NSF/ANSI Standard 42, 53, 58, and CSA B483.1 for the reduction for the claims specified on the Performance Data Sheet.



FreshPoint 4 Stage
(161111)



FreshPoint 3 Stage
(161110)

FreshPoint RO Features:

- High efficiency GRO 75 GPD membrane technology (GRO-475BP only)
- Effortless click-in lock cartridge installation
- 3/8" push fit plumbing connection for easy installation and high flow
- Color coded cartridges to maintain proper filter sequence
- Lead and chemical reduction cartridge
- Faucet with air gap included
- 3/8" tubing to storage tank and faucet

FreshPoint 4-Stage

Part #	Description	1±	4±	12±	24±
161111	GRO-475B RO 4-STAGE; 75 GPD				

FreshPoint 3-Stage

Part #	Description	1±	4±	12±	24±
161110	GRO-350B RO 3-STAGE; 50 GPD				

Replacement Cartridges

Part #	Description	1±	12±	60±	120±
655121-96	GRO50-RC 50 GPD GRO MEMBRANE CARTRIDGE				
655122-96	GRO75-RC 75 GPD GRO MEMBRANE CARTRIDGE				
655123-96	FDF1-RC, CARTRIDGE, CARBON; CHLORINE				
655120-96	F1B1-RC LEAD/CHEMICAL CARBON BLK CART.				
655117-96	F1GC-RC POST FILTER CARTRIDGE				

PENTEK RO-2550 REVERSE OSMOSIS SYSTEM



System Tested and Certified by NSF International against NSF/ANSI Standard 42, 53, 58, and CSA B483.1 for the reduction for the claims specified on the Performance Data Sheet.



Pentek RO-2550 RO Features:

- Includes 50 gallon per day reverse osmosis element
- Installed under the sink
- Water on demand delivered from a 2.8 gallon storage tank
- Automatic shut-off valve helps conserve water
- Reduces salts, dissolved minerals, bad taste and odor
- Designed for chlorinated and non-chlorinated water
- Reduces particles as small as 1/1000 of a micron in size by mechanical means

Pentek RO-2550 Reverse Osmosis System

Part #	Description	1±	12±	60±	120±
161079	RO-2550; 4 STAGE 50 GPD RO SYSTEM				



GOLDLINE REVERSE OSMOSIS SYSTEM



RO Systems

Goldline RO



50 GPD

Goldline 5 Stage Retro Fit Kit (GOLDLINE-50-RK)

Goldline Retro Fit Kit

RO Filter Assembly Only - No Tank, Faucet or Install Kit

- Quick & simple replacement
- RO Filter assembly only, no tank, faucet or installation supplies
- Why replace the whole RO unit, when the tank and faucet are still good?

“Turn your old units into new”

Goldline Retro Fit Kit (RO Filter Assembly Only - No Tank, Faucet or Install Kit)

Part #	Description	1±	5±	24±	48±
GOLDLINE-50-RK	5 STAGE 50 GPD R/O HEAD ASSEMBLY				



(93023)

Goldline Filters

Part #	Description	1±	40±	200±
93023	PX05-9 7/8"; 5M SEDIMENT			



(32-250-10-MATRIKX(R))

Part #	Description	1±	20±	100±	200±
32-250-10-MATRIKX(R)	MATRIKX CTO 10"; 5M CARBON BLOCK				



(CL10ROT-40-B)

Part #	Description	1±	25±	125±	250±
CL10ROT40-B	INLINE 2" X 10" POST CARBON - 1/4" FPT				



(555964-00)

Part #	Description	1±	25±	125±	250±
555694-00	PRF TLC-50; DRY; NSF MEMBRANE				



PuROTwist REVERSE OSMOSIS SYSTEMS

RO Systems

PuROTwist



PuROTwist 4000 Series
(PT4000T50-SS NA)

PuROTwist Features:

- John Guest® fittings
- Drain connector
- Feed supply
- Tank ball valve
- Omnipure® filters
- Auto shut off valve
- 3/8" From tank to faucet for full flow

Options include:

- Permeate Pump
- Booster Pump
- UV Light
- Water Quality Monitor
- Large Holding Tank.

4 Stage PuROTwist Reverse Osmosis Systems

Part #	Description	1±	5±	24±	48±
PT4000T50-SS NA	PT4000-50 TFC NON-AIR GAP				
PT4000T50-SS AG	PT4000-50 TFC AIR GAP				



PuROTwist 4000 Series
Retro Fit Kit
(PT4000T50-RK)

PuROTwist Retro Fit Kit

RO Filter Assembly Only - No Tank, Faucet or Install Kit

- Quick & simple replacement
- RO Filter assembly only, no tank, faucet or installation supplies
- Why replace the whole RO unit, when the tank and faucet are still good?

“Turn your old units into new”

4 Stage PuROTwist Retro Fit Kits

(RO Filter Assembly Only - No Tank, Faucet, Install Kit)

Part #	Description	1±	5±	24±	48±
PT4000T50-RK	4 STAGE 50 GPD				
PT4000T50-SS-RK	4 STAGE 50 GPD; SILKSCREEN PT LOGO				



(Q5605)

PuROTwist Filters

Part #	Description	1±	25±	125±	250±
Q5605	2.5" X 12" 5M SEDIMENT				



(Q5640)

Part #	Description	1±	25±	125±	250±
Q5640	2.5" X 12" COCO CARBON BLOCK.T40 GAC				



(TQ56-36FC/NSF)

Part #	Description	1±	25±	125±	
TQ56-36FC/NSF	Q TFC 36GPD NSF ENCAPSULATED MEMBRANE W/ FC				
TQ56-50FC	Q TFC 50GPD ENC MEMBRANE W/550 ML FC				

O-Rings

Part #	Description	1±	10±	50±	100±
H-011	Q-SERIES HEAD O-RING; SMALL				
H-118	Q-SERIES HEAD O-RING; LARGE				



PRO LINE REVERSE OSMOSIS SYSTEM



PRO LINE
4 Stage

PRO LINE Features:

- Non airgap faucet
- 3/8" Tubing from tank to faucet
- Carbon block pre-filter
- Carbon block post filter in 3rd housing

PRO LINE RO System

Part #	Description	1±	5±	24±	48±
PRO LINE-50	4 STAGE 50 GPD 3 HOUSINGS				
PRO LINE-50-D	4 STAGE 50 GPD R/O;3 HSG;DESIGNER FAUCET				
PRO LINE-75	4 STAGE 75 GPD R/O;3 HOUSING; STD FAUCET				



PRO LINE Retro Fit Kit
4 Stage
(PRO LINE-50-RK)

PRO LINE Retro Fit Kit

RO Filter Assembly Only - No Tank, Faucet or Install Kit

- Quick & simple replacement
- RO Filter assembly only, no tank, faucet or installation supplies
- Why replace the whole RO unit, when the tank and faucet are still good?

**“Turn your old units
into new”**

PRO LINE Retro Fit Kit (RO Filter Assembly Only - No Tank, Faucet or Install Kit)

Part #	Description	1±	5±	24±	48±
PRO LINE-50-RK	4 STAGE 50 GPD R/O HEAD ASSEMBLY				



(93023)

PRO Line Filters

Part #	Description	1±	40±	200±
93023	PX05-9 7/8"; 5M SEDIMENT			



(OMB934-MAX5)

Part #	Description	1±	20±	200±	1260±
OMB934-MAX5	10" 5M COCO CARBON BLOCK; USA				



(555964-00)

Part #	Description	1±	25±	125±	250±
555694-00	PRF TLC-50; DRY; NSF MEMBRANE				

RO Systems



PUREVALUE REVERSE OSMOSIS SYSTEMS

PureValueRO

PureValue Features:

- 50 gpd TFC membrane
- 5 micron prefilter
- Two carbon block prefilters
- NSF 3.2 gallon storage tank
- John Guest® quick connect fittings
- 1/4" From tank to faucet
- 2" x 10" GAC post filter
- Wrench

PureValue RO Systems

Part #	Description	1±	5±	24±	48±
PUREVALUE 3EZ50	3 STAGE 50 GPD				
PUREVALUE 3EZ50-D	3 STAGE 50 GPD; DESIGNER FAUCET				
PUREVALUE 3EZ50-3/8	3 STAGE 50 GPD; 3/8"				
PUREVALUE 3EZ50-3/8-D	3 STAGE 50 GPD; 3/8"; DESIGNER FAUCET				
PUREVALUE 3EZ50-3/8-XF	3 STAGE 50 GPD; 3/8"; W/O FAUCET				
PUREVALUE 4EZ50	4 STAGE 50 GPD				
PUREVALUE 4EZ50-D	4 STAGE 50 GPD; DESIGNER FAUCET				
PUREVALUE 4EZ50-XF	4 STAGE 50 GPD; W/O FAUCET				
PUREVALUE 4EZ50-3/8	4 STAGE 50 GPD; 3/8"				
PUREVALUE 4EZ50-3/8-D	4 STAGE 50 GPD; 3/8"; DESIGNER FAUCET				
PUREVALUE 4EZ50-3/8-XF	4 STAGE 50 GPD; 3/8"; W/O FAUCET				
PUREVALUE 5EZ50	5 STAGE 50 GPD				
PUREVALUE 5EZ50-D	5 STAGE 50 GPD; DESIGNER FAUCET				
PUREVALUE 5EZ50-XF	5 STAGE 50 GPD; W/O FAUCET				
PUREVALUE 5EZ50-3/8	5 STAGE 50 GPD; 3/8"				
PUREVALUE 5EZ50-3/8-D	5 STAGE 50 GPD; 3/8"; DESIGNER FAUCET				
PUREVALUE 5EZ50-3/8-XF	5 STAGE 50 GPD; 3/8"; W/O FAUCET				



(PUREVALUE 4EZ50)



(PUREVALUE 5EZ50)



(PUREVALUE 5EZ50-RK)

PureValue Retro Fit Kit

RO Filter Assembly Only - No Tank, Faucet or Install Kit

- Quick & simple replacement
- RO Filter assembly only, no tank, faucet or installation supplies
- Why replace the whole RO unit, when the tank and faucet are still good?

“Turn your old units into new”

PureValue Retro Fit Kit

(RO Filter Assembly Only - No Tank, Faucet or Install Kit)

Part #	Description	1±	5±	24±	48±
PUREVALUE 3EZ50-RK	3 STAGE FILTER ASSEMBLY; 50 GPD				
PUREVALUE 3EZ50-3/8-RK	3 STAGE FILTER ASSEMBLY; 50 GPD; 3/8"				
PUREVALUE 4EZ50-RK	4 STAGE FILTER ASSEMBLY; 50 GPD				
PUREVALUE 4EZ50-3/8-RK	4 STAGE FILTER ASSEMBLY; 50 GPD; 3/8"				
PUREVALUE 5EZ50-RK	5 STAGE FILTER ASSEMBLY; 50 GPD				
PUREVALUE 5EZ50-3/8-RK	5 STAGE FILTER ASSEMBLY; 50 GPD; 3/8"				

PureValue Filters



(1227867-V)

Part #	Description	1±	40±	400±	1440±
1227867-V	VX05-9 7/8"; 5M SEDIMENT				



(32-250-10-MATRIKX(R))

Part #	Description	1±	20±	100±	200±
32-250-10-MATRIKX(R)	MATRIKX CTO 10"; 5M CARBON BLOCK				



(CL10ROT40-B)

Part #	Description	1±	25±	125±	250±
CL10ROT40-B	INLINE 2" X 10" POST CARBON; 1/4" FPT				



(VX-TW30-50D)

Part #	Description	1±	25±	125±	250±
VX-TW30-50D	VALUETREX 50 GPD TFC-DRY MEMBRANE				



SEMI COMMERCIAL RO ASSEMBLIES



50 GPD
5 Stage TFC Filter
Retro Fit Kit
(PL50T__-RK)

Retro Fit Kit:

- Quick & simple replacement
- RO Filter assembly only, no tank, faucet or installation supplies
- Why replace the whole RO unit, when the tank and faucet are still good?

“Turn your old units into new”

PuROLine Semi-Commercial Retro Fit Kit

Part #	Description	1±	5±	24±	48±
PL50T50-RK	5 STAGE TFC 50 GPD SYSTEM ONLY				
PL50T75-RK	5 STAGE TFC 75 GPD SYSTEM ONLY				
PL50T100-RK	5 STAGE TFC 100 GPD SYSTEM ONLY				
PL50T150-RK	5 STAGE (DUAL TFC75) 150GPD SYS. ONLY				
PL50T150BP-8800-RK	5 STAGE 2 X 75 GPD R/O PUMP				
PL50T200-RK	5 STAGE (DUAL TFC100) 200GPD SYS.ONLY				

COUNTER TOP UNITS

Design Your Own Filter System by using our already assembled, two or three stage system assemblies. Then choose from our wide selection of specialty filter cartridges in our filter section.



(H2O-RCT-CP)

Counter Top Filter Systems - With Filters

Part #	Description	1±	12±	96±	144±
H2O-RCT-CP	9" CT UNIT W/GAC/KDF FILTER				
H2O-RCT-CP-CB	9" CT UNIT W/1UM ECOCARB FILTER				

H2O International Replacement Filters for (H2O-RCT-CP)

Part #	Description	1±	12±	24±	120±
H2O-B10136	9" 1UM ECOCARB FILTER				
H2O-GAC/KDF-PLUS	9" GAC/KDF FILTER				



(QMP602-C)

Counter Top Filter Systems - Without Filters

Part #	Description	1±	12±	60±	120±
H2O-RCT-CPH	9" CT UNIT W/O FILTER				
QMP602	10" CT UNIT; ASSEMBLED; COMPLETE; WHITE				
QMP602-C	10" CT; ASSEMBLED; COMPLETE; CHROME				



Two Stage Filter System
(QMP603)

Part #	Description	1±	4±	20±	40±
QMP603	10" 2-STAGE CT; ASSEMBLED; COMPLETE; WHITE				
QMP603-C	10" 2-STAGE CT; ASSEMBLED; COMPLETE; CHROME				

Counter Top with UV Filter System

Part #	Description	1±	4±	20±	40±
QMP605	10" CT/UV; 5 MIC; COMP; 120V-WHITE				

Digipure Counter Top Filter Systems - With Filters

Part #	Description	1±	10±	50±
SA168	9000S C/T UNIT; GAL; CTO/2; CHROME			
SA168-W/O FILTER	9000S C/T UNIT; GAL; NO FILTER; CHROME			
SA168L	9000S C/T UNIT; LITERS; CTO/2; CHROME			
SA168L-W/O FILTER	9000S C/T UNIT; LITERS; NO FILTER; CHROME			
SA178	9000S C/T UNIT; GAL; CTO/2; WHITE			
SA178-W/O FILTER	9000S C/T UNIT; GAL; NO FILTER; WHITE			
SA178L	9000S C/T UNIT; LITER; CTO/2; WHITE			
SA178L-W/O FILTER	9000S C/T UNIT; LITER; NO FILTER; WHITE			



(SA168)



UNDER SINK FILTRATION

RO Systems



PuROTwist Filter System (PT2000-NVH)



Two Stage Filter System (FS-2A)

Under Sink Filtration

Part #	Description	1±	5±	24±	48±
PT2000-NVH	2 STAGE NON VALVED HEAD; Q5605, Q5633				
PT2000-VH	2 STAGE VALVED HEAD; Q5605, Q5633				
FS-2A	2 STAGE W/O FILTERS 1/4" FPT				
FS-2A-1/2	2 STAGE W/O FILTERS 1/2"				
FS-3A	3 STAGE ASSEMBLY W/O FILTERS 1/4" FPT				
FS-3A-3/8	3 STAGE W/O FILTERS 3/8"				

POINT OF ENTRY FILTRATION



(FR-2BB-WOF)




(FR-3BB-WOF)

Point Of Entry Filtration - 20" BB

Part #	Description	1±	5±	24±	48±
FR-2BB-WOF	2 STAGE BB W/O FILTERS 1" FPT				
FR-3BB-WOF	3 STAGE BB W/O FILTERS 1" FPT				

ULTRA FILTRATION SYSTEM



(HS-UF440)

High Springs Ultra Filtration System

Part #	Description	1±	2±	5±
HS-UF440	3/4" PORTING 4x40 MEMBRANE W/ AUTO FLUSH			
HS-UF440 MEMBRANE	4x40 MEMBRANE REPLACEMENT			

Features:

- Intelligent Self Cleaning System Using a Solenoid Valve to Drain for Selectable Time and Duration
- 3-PP True Union Ball Valve By-Pass Configuration to Provide Complete Redundancy
- Ultra Filter Membrane uses Patented Multi-Bore Technology to Provide Consistent Product
- NSF Certified 61 on all Materials of Construction; NSF/ANSI 419 Drinking Water Equipment Performance-Filtration
- 0.03UM Membrane for Certified Removal of Cryptosporidium and Virus Reduction

Ultra Filtration Operating Parameters:


- Pressure Requirements: Minimum 40 PSI; Maximum 80 PSI
- Temperatures Requirements: Minimum 5° C; Maximum 35° C
- Solenoid Electrical Requirements: 110V, 1 Phase, Meets CSA Standards
- Membrane Life Expectancy: 1-2 Years Before Replacement is Needed



COMMERCIAL REVERSE OSMOSIS SYSTEMS

GOOD WATER WAREHOUSE, INC. can provide you with commercial & light industrial reverse osmosis systems for different applications. Our systems range from 150 gpd to 1 million gpd for tap, well, municipal and sea water applications. Full packages with pre and post treatment are also available. For special applications or larger commercial units please contact GWW.

RO Systems



Compact I
(ROS/COMP-___)



Reverse Osmosis Compact I Units


Part #	Description	1+	2+	5+
ROS/COMP-150	175 GPD R/O COMPACT I; 110/60			
ROS/COMP-250	250 GPD R/O COMPACT I; 110/60			
ROS/COMP-450	450 GPD R/O COMPACT I; 110/60			
ROS/COMP-800	800 GPD R/O COMPACT I; 110/60			

STANDARD FEATURES:

- Thin film composite membrane
- Stainless steel membrane vessel
- Powder-coated steel frame
- Liquid-filled system pressure gauge
- Inlet/Outlet pre-filter gauges
- Fixed waste/recycle flow controls, stainless steel
- High-pressure nylon tubing
- High-pressure brass comp. fittings
- Storage tank pressure switch
- Feed water inlet solenoid valve
- Feed water low pressure switch
- Rotary vane pump
- 1/2 hp motor (150-450 gpd)
- 3/4 hp motor (800 gpd)
- 10" 5 micron sediment pre-filter (1)
- 10" carbon block pre-filters (2)
- 110 volt-50/60hz

OPTIONS:

- Nanofiltration membrane
- Super Hi-Flow membrane
- Float switch for atmospheric tank
- 220 volt-50/60hz
- Wall Mount Design



WALL MOUNT versions available
call for details.

Reverse Osmosis Compact II Units

Part #	Description	1+	2+	5+
ROS/COMP-II-150	175 GPD COMPACT II RO; 120/60			
ROS/COMP-II-250	250 GPD COMPACT II RO; 120/60			
ROS/COMP-II-450	450 GPD COMPACT II RO; 120/60			
ROS/COMP-II-800	800 GPD COMPACT II RO; 120/60			



Compact II Unit Options

Part #	Description	1+	2+	5+
ROS/COMP-II-FLOWMTR	PROD/WASTE FM			

STANDARD FEATURES:

- Thin film composite membrane
- Stainless steel membrane vessel
- Powder-coated steel frame
- Liquid-filled system pressure gauge
- Liquid-filled Inlet/Outlet pre-filter gauges
- Pressurized tank pressure gauge
- Fixed waste/recycle flow controls, stainless steel
- High-pressure nylon tubing
- High-pressure brass comp. fittings
- Storage tank pressure switch
- Feed water inlet solenoid valve
- Feed water low pressure switch
- Rotary vane pump
- 1/2 hp motor (150-450 gpd)
- 3/4 hp motor (800 gpd)
- 20" 5 micron sediment pre-filter (1)
- 20" carbon block pre-filter (1)
- 110 volt-50/60hz

OPTIONS:

- Nanofiltration membrane
- Super Hi-Flow membrane
- Float switch for atmospheric storage tank
- TDS digital monitor
- Product and waste flow meters
includes adjustable waste/recycle valves
- 220 volt-50/60hz



Compact II
(ROS/COMP-II-___)



Pro Line Ultra Series - Commercial RO

Part #	Description	1±	2±
ULTRA-2600	2600 GPD; 110V; BASIC ULTRA LOW ENERGY		
ULTRA-2600-D	2600 GPD; 110V; DELUXE ULTRA LOW ENERGY		
ULTRA-5200B	5200 GPD; 110V; BASIC ULTRA LOW ENERGY		
ULTRA-5200-D	5200 GPD; 110V; DELUXE ULTRA LOW ENERGY		

RO Systems



Ultra-2600-D
Shown In Photo

Basic Model Features:

- Franklin BT4 Series Multi-Stage Pumps
- Motor Thermal Overload Protection
- VEOLIA AK-90LE Ultra Low Energy Membrane Elements
- Stainless Steel Membrane Housings
- 5 Micron Sediment Filter Cartridge
- Pentek 20" Big Blue Filter Housing
- Permeate Flow Meter
- Concentrate Flow Meter with Adjustable Needle Valve
- Recycle Flow Meter with Adjustable Needle Valve
- Low Pressure Switch
- Pump Operating Pressure Gauge
- Pre-Filter In/Out Pressure Gauge
- Product Water Check Valve
- Pretreatment Lockout



Deluxe Model Upgraded Features:


- Auto-Flush Solenoid Valve & Multiple Programming
- Dual Probe TDS Meter
- Powder-Coated Aluminum Frame
- Codeline Fiberglass Membrane Housings

Pro Line Ultra Series - Commercial RO - Deluxe


Part #	Description	1±	2±
ULTRA-7800-D	7800 GPD RATED; 220V; ULTRA LOW ENERGY		
ULTRA-10400-D	10400 GPD RATED; 220V; ULTRA LOW ENERGY		
ULTRA-15600-D	15600 GPD RATED; 220V; ULTRA LOW ENERGY		

Deluxe Model Features:

- Powder-Coated Aluminum Frame
- Franklin Multi-Stage Pumps
- Motor Thermal Overload Protection
- GE AK-90LE Ultra Low Energy Membrane Elements
- Codeline Fiberglass Membrane Housings
- iControl[®] ROC 5 Controller with Conductivity Probe
- Auto-Flush Solenoid Valve & Multiple Programming
- 5 Micron Sediment Filter Cartridge
- Pentek 20" Big Blue Filter Housing
- Permeate Flow Meter
- Concentrate Flow Meter with Adjustable Needle Valve
- Recycle Flow Meter with Adjustable Needle Valve
- Low Pressure Switch
- Pump Operating Pressure Gauge
- Pre-Filter In/Out Pressure Gauge
- Pretreatment Lockout
- Product water tank level connection (Level Control not Inc.)
- Powered relay output



Ultra-15600-D
Shown In Photo





Reverse Osmosis Frame Vertical Economy Units

Part #	Description	1±	2±	5±
ROS/ECFMV-1	1600 GPD R/O;ECONOMY FRAME; 110V			
ROS/ECFMV-2	3200 GPD R/O;ECONOMY FRAME; 110/60			
ROS/ECFMV-3	4800 GPD EC F/M VERT RO; 120/60			
ROS/ECFMV-4	6400 GPD EC F/M VERT RO; 220/60			
ROS/ECFMV-5	8000 GPD EC F/M VERT RO; 120/60			
ROS/ECFMV-6	9600 GPD EC F/M VER RO; 120/60			

Frame Vertical Economy Unit Options

Part #	Description	1±
OPTION-BV	FEED WATER ADJ BLENDING VALVE SS ECFMV UNITS	
ROS/ECFM-TDS	OPTION - TDS MONITOR; ECONOMY FRAME	

FRAME VERTICAL ECONOMY STANDARD FEATURES:

- Reverse Osmosis membrane
- Powder Coated Steel Frame
- Stainless steel multi-stage pump
- Stainless steel membrane vessel
- Product and waste flow meters
- Pre-filter IN-OUT gauges
- Liquid-filled high pressure gauge
- Feed water inlet solenoid valve
- Adjustable Waste/Recycle S.S. needle valves
- 20"BB 5 micron pre-filter
- High-press. brass comp. fittings
- Throttle Valve
- Product, Waste, Recycle flow meters

Frame Vertical Unit Available Options:
 Nanofiltration membrane
 Super Hi-Flow membrane
 220volt-50/60hz



Frame Mount Vertical Economy Unit (ROS/ECFMV-_)

Reverse Osmosis Frame Vertical Units

Part #	Description	1±	2±	5±
ROS/FMV-1	1600 GPD F/M VERT RO; 120/60			
ROS/FMV-2	3200 GPD F/M VERT RO; 120/60			
ROS/FMV-3	4800 GPD F/M VERT RO; 120/60			
ROS/FMV-4	6400 GPD F/M VERT RO; 120/60			
ROS/FMV-5	8000 GPD F/M VERT RO; 120/60			
ROS/FMV-6	9600 GPD F/M VERT RO; 120/60			



Frame Vertical Unit Options

Part #	Description	1±
ROS/AUTO-FLUSH	OPTION - AUTOMATIC FLUSH FOR WM & FMV	
ROS/ICP-FEEDTDS	FEED WATER TDS METER OPTION; ICP UNITS	
ROS/ICP-HIPRESCUTOFF	HIGH PRESSURE CUT OFF OPTION; ICP UNITS	
ROS/ICP-PERMPURGE	PERMEATE PURGE OPTION; ICP UNITS	
ROS/ICP-PRETREATLOCK	PRE TREATMENT LOCK OPTION; ICP UNITS	
ROS/ICP-PRODDIVERSION	PRODUCT DIVERSION OPTION; ICP UNITS	
OPTION-BV	FEED WATER ADJ BLENDING VALVE SS ECFMV UNITS	
OPTION-ELECEC/FMV	OUTLET; SWITCH; FMV, 110V; FOR ANTISCALE PUMP	
OPTION-ELEC OUTLET 220V	OUTLET, SWITCH 220V FOR ANTI SCALE PUMP	

FRAME VERTICAL UNIT STANDARD FEATURES:

- Powder-coated steel frame
- Stainless steel multi-stage pump
- Reverse Osmosis membrane
- Stainless steel membrane vessel
- High-pressure nylon tubing
- Liquid-filled high pressure gauge
- Inlet/outlet pre-filter gauges
- Liquid-tight wire shrouding
- Feed water inlet solenoid valve
- Product/Waste flow meters
- 10"BB 5 micron pre-filter
- High-press. brass comp. fittings
- Up to 60% feed flow recovery rate
- S.S. adjustable Waste/Recycle needle valves
- TDS digital monitor
- Temp. display
- Hour meter



ICP Intelligent Control Processor

ICP - Intelligent Control Processor features:
 LCD displaying all system operating functions. Keypad, Menu System, TDS Monitor with probe, Hour Meter, Temperature Display



Frame Mount Vertical w/ Intelligent Control Processor (ROS/FMV-_)



Skid To Go

Part #	Description	1±	2±	5±
ROS/STG-1	1600 GPD R/O SKID TO GO, ICP 110/60			
ROS/STG-2S	4800 GPD;LE; R/O SKID TO GO, ICP			
ROS/STG-3	4800 GPD R/O SKID TO GO, ICP			
ROS/STG-4	6400 GPD R/O SKID TO GO, ICP			

RO Systems



STANDARD FEATURES:

- High efficiency TFC membrane
- Stainless steel membrane vessel
- Powder-coated steel frame
- Stainless steel multi-stage pump
- TEFC motor
- Throttle valve
- 3/4 hp repressurization pump
- Repressurization pressure gauge
- Blending valve
- Liquid-filled system pressure gauge
- Inlet and outlet pre-filter gauges
- Adjustable waste/recycle S.S. needle valves
- Product, Waste, Recycle flow meters
- Dual-level float switch
- SS Feed water inlet solenoid valve
- Feed water low pressure switch
- 20" BB 5 micron sediment pre-filter
- Casters with brake

STANDARD ELECTRICAL CONTROLS:

- 4-line LCD display
- Keypad
- TDS monitor
- Tank full
- Time delay start
- System On/Off
- Menu system
- Temperature display
- Low pressure
- Hour meter
- Two separate circuits required:
220v & 110v or 110V & 110V

OPTIONS:

- Recycle flow meter
- Auto hourly flush
- Pre-treat Lock-out
- Feed water TDS monitor
- Product diversion
- Permeate purge
- Hi-pressure cut-off
- Ultra violet Sterilization
- Ozone system for tank
- Electrical outlet for antiscalant pump
- 3ph TEFC motor w/IEC w/overload relay
- 50hz motor

FMHC [Frame Mount Horizontal - compact 8" vessels]

Call For Pricing



STANDARD FEATURES:

- 8" x 40" high efficiency TFC membrane
- 8" x 40" FRP membrane vessel
- Product sampling valves per vessel
- Powder-coated steel frame
- Stainless steel multi-stage pump
- TEFC motor
- Stainless steel throttle valve
- SCH 80 PVC piping
- Permeate / Waste / Recycle inline flow meters
- Liquid-filled system pressure gauge
- Liquid-filled inlet and outlet pre-filter gauges
- Stainless steel feed water inlet solenoid valve
- Stainless steel waste needle valve
- Stainless steel recycle and throttle Globe valves
- Stainless steel Victaulic couplings
- Dual-level float switch for open storage tank
- Feed water low pressure switch
- Electrical outlet on frame for antiscalant pump
- High capacity sediment pre-filter cartridge
- Small footprint


MICROPROCESSOR CONTROLLER

- 4-line LCD display
- Menu system with keypad
- Permeate temperature display
- Product and feed water TDS monitor with probe
- Tank full
- Low-pressure
- Hour meter
- Time delay start
- System ON/OFF
- Low pressure bypass delay
- IEC contactor with motor overload relay
- Pre-treatment Lock-out

OPTIONS:

- Nanofiltration membrane
- Automatic hourly flush
- Permeate purge
- Hi-pressure cut-out
- Digital flow meters
- 50hz electrical
- Blending valve SS
- HMI-Human Machine Interface
- UL listed panel

VOLTAGE available:
230v-single, 230v-3ph, 460v-3ph



Frame Mount Horizontal



MEMBRANES & MEMBRANE HOUSINGS



Membranes / Hous.



CULLIGAN MEMBRANES [COMPATIBLE]



(ACT-50)

Culligan Membranes [Compatible]

Part #	Description	1±	CASE 25±	125±
ACT-36	CULLIGAN TFM-36 [FITS H8/83 AC15, AC30]			
ACT-50	CULLIGAN TFM-50 [FITS H8/83 AC15, AC30]			

All Compatible Filters are on
Pages 103-105

ECO WATER MEMBRANES [COMPATIBLE]



ECO Compatible
(ET-213-16)

Eco Water Membranes [Compatible]

Part #	Description	1±	CASE 25±	125±
ET-213-16	16 GPD TFC MEMBRANE;ECO			
ET-213-35	35 GPD TFC MEMBRANE;ECO			

HYDROTECH MEMBRANES



Hydrotech® Membrane
(33001068)

Hydrotech Membranes

Part #	Description	1±	CASE 10±	25±	50±
414-000-02	15 GPD CTA				
414-000-04	15 GPD TFC				
33001068	25 GPD TFC				
414-000-06	36 GPD TFC				
33001033	50 GPD TFC				

MICROLINE MEMBRANES



Microline Original
(S-1224RS)

Microline Membranes

Part #	Description	1±	CASE 10±	25±	50±
S-1224RS	14 GPD CTA				
S-1227RS	25 GPD TFC				
S-1229RS	50 GPD TFC				

PENTAIR GRO HIGH RECOVERY (1:1 RATIO) ENCAPSULATED MEMBRANES



GRO Membranes - High Recovery / 1:1 ratio Without Flow Restrictors (For 1:1 Ratio - Use Suggested Flow Restrictor - Sold Separately)



GRO Membrane
High Recovery 1:1 Ratio

Part #	Description	1±	CASE 16±	80±	160±
4002573	GRO-36EN, 36 GPD [USE 100ML/MIN FLOW/C.]				
4002574	GRO-50EN, 50 GPD [USE 150ML/MIN FLOW/C.]				
4002575	GRO-75EN, 75 GPD [USE 200ML/MIN FLOW/C.]				

GRO Membranes - High Recovery / 1:1 ratio With Flow Restrictors

Part #	Description	1±	CASE 16±	80±	160±
4004423	GRO-36EN, 36 GPD [INCLUDES 100ML/MIN FLOW/C.]				
4004424	GRO-50EN, 50 GPD [INCLUDES 150ML/MIN FLOW/C.]				
4004425	GRO-75EN, 75 GPD [INCLUDES 200ML/MIN FLOW/C.]				

Flow Restrictors
See Page (128)



PENTAIR® RESIDENTIAL MEMBRANES



Residential Membranes - NSF

Part #	Description	CASE			
		1±	25±	125±	250±
655006-00	TLC-24; DRY; NSF				
655007-00	TLC-36; DRY; NSF				
555694-00	TLC-50; DRY; NSF				
555693-00	TLC-75; DRY; NSF				
655045-00	TLC-100; DRY; NSF				

PuROTwist MEMBRANES



(TQ56-50FC)

PuROtwist Membranes

Part #	Description	CASE		
		1±	25±	125±
TQ56-36FC	Q TFC 36 GPD ENC MEMBRANE W/ FC			
TQ56-36FC/NSF	Q TFC 36 GPD NSF ENC MEMBRANE W/ FC			
TQ56-50FC	Q TFC 50 GPD ENC MEMBRANE W/ FC			
TQ56-75FC	Q TFC75GPD ENC MEMBRANE W/FC			
TQ56-100	Q TFC100GPD ENC MEMBRANE W/OFC			
TQ56-150FC	Q TFC 150 GPD ENC MEMBRANE W/1000 ML FC			

Membranes / Hous.

RAINSOFT MEMBRANES [COMPATIBLE]



Rainsoft Compatible
(TFC-RS9-12)

Rainsoft Membranes [Compatible]

Part #	Description	CASE		
		1±	25±	125±
TFC-RS9-12	TFC 12 GPD (FITS;9565, 9591, 9594,13016)			
TFC-RS9-22	TFC 22 GPD (FITS;9568, 9596)			
TFC-RS9-36	TFC 36 GPD			
TFC-RS9-50	TFC 50 GPD			

VALUETREX MEMBRANES



Valuetrex Membranes

Part #	Description	CASE			
		1±	25±	125±	250±
VX-TW30-50D	50 GPD TFC-DRY				
VX-TW30-75D	75 GPD TFC-DRY				
VX-TW30-100D	100 GPD TFC-DRY				
VX-TW30-150D	150 GPD TFC-DRY				

WATER FACTORY MEMBRANES



Water Factory / CUNO
(66-4706G-2)

Water Factory Membranes

Part #	Description	CASE			
		1±	10±	25±	50±
66-4706G-2	SQC 36 GPD TFC				

All Compatible Filters are on
Pages 103-105



VEOLIA COMMERCIAL MEMBRANES



Series- A- Brackish Water-Membrane Elements

These elements are used for brackish water desalination. The AG4021T elements feature a tape outerwrap and standard feed spacers. The AG8040F elements feature a fiberglass outerwrap and standard feed spacers.



Commercial Membranes



Filmtec Style



Membranes/Housings

AG-Series Tap Water/Brackish RO Elements, Dry Filmtec Style (Product Flow @ 225 PSI)

Part #	Description	1±	CASE 4±	12±
1206719	AG2521TF; 2.5" X 21" 300 GPD TFC; TAPE			
1206729	AG2540TF; 2.5" X 40" 710 GPD TFC; TAPE			
1206750	AG4021TF; 4" X 21" 1050 GPD TFC; TAPE			
3032514	AG4040TM; 4" x 40" 2300 GPD; TAPE			
3032513	AG4040FM; 4" x 40" 2300 GPD; FIBER			

AK-Series Low Pressure RO Elements, Dry Filmtec Style (Product flow @ 107 PSI)

Part #	Description (TF = Tape Wrapped, Filmtec)	1±	CASE 4±	12±
1206799	AK2521TF; 2.5" X 21" 300 GPD TFC; TAPE			
1206802	AK2540TF; 2.5" X 40" 710 GPD TFC; TAPE			
1206812	AK4021TF; 4" X 21" 1050 GPD TFC; TAPE			
3039082	AK4040FM; 4" x 40" 2300 GPD; FIBER			

AK-Series High Rejection RO Elements, Dry Filmtec Style (Product Flow @ 120 PSI)

Part #	Description	1±	CASE 4±	12±
3056683	AK-90LE; 4" x40";HR;ULE; 2800 GPD;110PSI; F			

H-Series Nano Filtration Elements

Part #	Description	1±	CASE 4±	12±
1207240	HL8040F-400 11,500 GPD NANO			
1207236	HL4040FM; 2500 GPD; NANO			

P-Series Ultra Filtration Elements

Part #	Description	1±	CASE 4±	12±
1207352	PW2540F1080, 2.5" X 40" 2000 GPD UF			
1207369	PW4025T, UF 4" X 25" T MILLAPOR REPL-1179			
1207404	PW8040F; 8" X 40" UF MEMBRANE			
1207399	PW8040C, 8" X 40" UF 1061 (47 MIL)			



FILMTEC™ RESIDENTIAL & COMMERCIAL MEMBRANES

FILMTEC™ Membranes




Residential Membrane Element



Tap Water Membrane Elements



XLE Series
Tap Water Membrane Element



Brackish Water Membrane Element



Sea Water Element Membranes

Residential Membrane Elements

Part #	Description
TW30-1812-50HR	1.8"x12" 50 GPD
BW60-1812-75D	1.8"x12" 75 GPD HR ELEMENT-DRY
TW30-1812-100HR	1.8"x12" 100 GPD

1±	CASE 25±	125±
----	-------------	------

Tap Water Membrane Elements

Part #	Description
TW30-2514	2.5" x 14" 170 GPD
TW30-2521	2.5" x 21" 300 GPD
TW30-2540	2.5" x 40" 660 GPD
TW30HP-4611	4.6" x 11" 1200 GPD
TW30-4014	4" x 14" 480 GPD
TW30-4021-DRY	4" x 21" 900 GPD; DRY
TW30-4040-DRY	4" x 40" 2400GPD DRY

1±	CASE 12±	40±
----	-------------	-----

Tap Water - Extra Low Energy 100PSI

Part #	Description
XLE-2521	2.5" x 21" 330 GPD
XLE-2540	2.5" x 40" 770 GPD
XLE-4021	4" x 21" 1000 GPD
XLE-4040	4" x 40" 2400 GPD

1±	CASE 12±	40±
----	-------------	-----

Brackish Water Membrane Element

Part #	Description
BW30-2540	2.5" x 40" 660 GPD

1±	CASE 12±	40±
----	-------------	-----

Part #	Description
BW30-4040	4"x40" 2400 GPD

1±	4±	12±
----	----	-----

Nano Membrane Elements

Part #	Description
NF90-2540	2.5" x 40" 600 GPD
NF90-4040	4" x 40" 1850 GPD

1±	CASE 12±	40±
----	-------------	-----

Sea Water Membrane Elements

Part #	Description
SW30-2540	2.5" x 40" 540 GPD
SW30-4040	4" x 40" 1500 GPD

1±	CASE 12±	40±
----	-------------	-----

Membranes / Hours



CSM[®] RESIDENTIAL & COMMERCIAL MEMBRANES

CSM[®]

Residential

<u>Part #</u>	<u>Description</u>	<u>1±</u>	<u>CASE</u> <u>25±</u>	<u>125±</u>
RE1812-35	1.8x12 35 GPD TFC			
RE1812-60	1.8x12 60 GPD TFC			
RE1812-80	1.8x12 80 GPD TFC			
RE2012-100	2.0x12 100 GPD TFC			
RE2012-LPF	2.0x12 150-200 GPD LOW PRESSURE			

Commercial

<u>Part #</u>	<u>Description</u>	<u>1±</u>	<u>CASE</u> <u>4±</u>	<u>12±</u>
RE2521-BLN	2.5x21; 300 GPD TW-LE			
RE2540-BE	2.5x40; 800 GPD BW			
RE2540-BLN	2.5x40; 800 GPD BW-LOW PRESSURE			
RE2540-BLF	2.5x40; 930 GPD ULTRA-LOW PRESSURE			
RE4040-BLR	4x40; 1900 GPD BW-LE			
RE4040-BE	4x40; 2400 GPD BW			
RE4040-BLF	4x40; 2500 GPD BW-XLE			
RE4040-BLN	4x40; 2600 GPD TW-LE			
RE8040-BLN	8x40; 12000 GPD BW-LE			
RE8040-BLN-440	8x40; 13000 GPD BW-LE (440SQFT)			



Membranes / Hous.

PENTAIR[®] MEMBRANE HOUSINGS



Membrane Housings

<u>Part #</u>	<u>Description</u>	<u>1±</u>	<u>CASE</u> <u>35±</u>	<u>175±</u>	<u>350±</u>
144376	020-MVH90; M/H; SIDE PORT-WH;1/8"				

PENTEK



(144376)

Membrane Housing O-rings

<u>Part #</u>	<u>Description</u>	<u>1±</u>	<u>CASE</u> <u>10±</u>	<u>50±</u>	<u>100±</u>
143483	O-RING #928 FOR SUMP				
143484	O-RING #227 FOR CAP				

<u>Part #</u>	<u>Description</u>	<u>1±</u>	<u>10±</u>	<u>50±</u>	<u>100±</u>
FW10FF	DOUBLE WRENCH; MEMBRANE/FILTER				

PVC COMMERCIAL MEMBRANE HOUSINGS

PVC Membrane Housings

<u>Part #</u>	<u>Description</u>	<u>1±</u>	<u>CASE</u> <u>4±</u>	<u>12±</u>	<u>60±</u>
PV-2514	2.5" X 14" PVC; U-PIN - 1/4" PORT				
PV-2521	2.5" X 21" PVC; U-PIN - 1/4" PORT				
PV-2540	2.5" X 40" PVC; U-PIN - 1/4" PORT				
PV-4014NS	4.0" X 14" PVC; U-PIN - 1/2" PORT				
PV-4021NS	4.0" X 21" PVC; U-PIN - 1/2" PORT				
PV-4040NS	4.0" X 40" PVC; U-PIN - 1/2" PORT				
PV-4080NS	4.0" X 80" PVC; U-PIN - 1/2" PORT				





CODELINE™ COMMERCIAL MEMBRANE HOUSINGS



Call For Sizes and Pressure Ratings Not Listed

CodeLine Fiberglass Vessels


Part #	Description	1±	CASE 4±	12±
40A30-2	4 x 80; 300PSI; SP			
40A30-4	4 x 160; 300PSI; SP			
40E30N-1	4 x 40 300 PSI; End Port			
40E30N-2	4 x 80 300 PSI; End Port			
40E30N-3	4 x 120 300PSI; End Port			
40E60-1	4 x 40; 600PSI FIBERGLASS EP			
40E60-2	4 x 80; 600PSI FIBERGLASS EP			
80A30-1W	8 x 40 FG HSG; 1D5D PORTS; DESAL			
80A30-2	8 x 80; ; 300PSI; EP			
80A30-3	8 x 120; ; 300PSI; EP			
80A30-6	8 x 240; ; 300PSI; EP			
80A45-2	8 x 80 FBRGLASS HSG; 450 PSI; SP			
80A45-7	8 x 280 FBRGLASS HSG; 450 PSI; SP			
80E-40-2	8 x 80 FRP HOUSING; 400 PSI ;EP			
80E-40-3	8 x 120 FRP HOUSING; 400 PSI			
80E30-1	8 x 40 ; 300PSI; EP			
80E30-3	8 x 120 ; 300PSI; EP			
80E30-4	8 x 160 ; 300PSI; EP			
80E30-5	8 x 200 ; 300PSI; EP			
80E30-6	8 x 240 ; 300PSI; EP			
80E30-7	8 x 280 ; 300PSI; EP			
80S30-1	8 X 40; 300PSI; EP			

Membranes / Hous.

STAINLESS STEEL COMMERCIAL MEMBRANE HOUSINGS



1/2" Ports
Stainless Steel Housing (SV4021.1)



Stainless Steel Pressure Vessel (PV4040SSAU)



Stainless Steel Housings - CHINA (MH-4040SS.C)

Stainless Steel Housings - Made in USA

Part #	Description	1±	CASE 4±	12±
SV2514.1	2.5" X 14" 304 SS VESSEL			
SV2521.1	2.5" X 21" 304 SS VESSEL-D			
SV2540.1	2.5" X 40" 304 SS VESSEL			
SV4014.1	4" X 14" 316-SS VESSEL-D			

Part #	Description	1±	4±	12±	60±
PV4021SSAU	4" X 21" SS PRESS VSL U-PIN STYL				
PV4040SSAU	4" X 40" SS VESSELS U-PIN END 1/2				

Stainless Steel Housings - Made in China

Part #	Description	1±	CASE 4±	12±
MH-4021SS.C	4" X 21" SS PRESSURE VESSEL			
MH-4040SS.C	4" X 40" SS PRESSURE VESSEL			
MH-4080SS.C	4" X 80" SS PRESSURE VESSEL			



NOTES

Membranes / Hous.





FILTER CARTRIDGES & HOUSINGS



Housings / Filters



PENTAIR® SLIMLINE FILTER HOUSINGS [1/4", 3/8" & 1/2" INLETS]



PENTEK



10" White Housing
(158739)

10" Slim Line® Housing
(158006)



10" Clear Housing
(158214)

10" Slim Line® Housings with 1/4" Caps

Part #	Description	1±	CASE 12±	60±	120±
158114	SL BLUE/BLACK; W/O PR				
158115	SL BLUE/BLACK; W/PR				
158116	SL CLEAR/BLUE; W/O PR				
158117	SL CLEAR/BLUE; W/PR				
158125	SL WHITE/WHITE; W/O PR				
158179	SL WHITE/WHITE; COUNTERTOP				
158739	SL #10 FLAT CAP WHITE/WHITE W/O PR				

10" Slim Line® Housings with 3/8" Caps

Part #	Description	1±	CASE 12±	60±	120±
158006	SL BLUE/BLACK; W/O PR				
158005	SL BLUE/BLACK; W/PR				
158008	SL CLEAR/BLUE; W/O PR				
158007	SL CLEAR/BLUE; W/PR				
158098	SL WHITE/WHITE; W/O PR				
158149	SL WHITE/WHITE; W/PR				

10" Slim Line® Housings with 1/2" Caps

Part #	Description	1±	CASE 12±	60±	120±
158196	SL BLUE/BLACK; W/O PR				
158195	SL BLUE/BLACK; W/PR				
158215	SL CLEAR/BLUE; W/O PR				
158214	SL CLEAR/BLUE; W/PR				
158765	SL WHITE/WHITE W/O PR				
158785	SL WHITE/WHITE FLAT CAP W/O PR				

20" Slim Line® Housings with 1/4" Caps

Part #	Description	1±	CASE 8±	40±	80±
158131	1/4" #20 SLIM LINE BLUE/BLACK W/O PR				
158841	1/4" #20 SLIM LINE WH/WH W/O PR				

20" Slim Line® Housings with 3/8" Caps

Part #	Description	1±	CASE 8±	40±	80±
158129	#20 SLIM LINE BLUE/BLACK W/O PR				

20" Slim Line® Housings with 1/2" Caps


Part #	Description	1±	CASE 8±	40±	80±
158205	SL BLUE/BLACK; W/O PR				
158204	SL BLUE/BLACK; W/PR				



SW-1 Wrench
(150539)



O-Ring
(151121)



SL-ZP Bracket
(244047)

Slim Line® Accessories

Part #	Description	1±	CASE 50±	250±	500±
150539	SW-1A SPANNER WRENCH; SLIM LINE				

Part #	Description	1±	CASE 10±	50±	100±
151121	1/4" & 3/8" & 1/2" INLET FILTER HOUSING O-RING				
244046-00	SL-ZP BRACKET ONLY [L]				
244047	SL-ZP BRACKET KIT [L]				

Housings / Filters



PENTAIR® STANDARD FILTER HOUSINGS [3/4" INLETS]



PENTEK



10" Housing
3/4" Cap
W/PR
(150002)



10" Housing
3/4" Cap - Clear
(150071)



10" Housing
3/4" Cap
Valve In Head
(150164)



10" 3G Housing
w/Integral Bracket
(IB) + Meter Mount
(MM)
(150574)



20" Housing
(150576)
3G gauge sold separately



SW-2 Wrench
(150295)



O-Ring
(151120)

10" Housings with 3/4" Caps

Part #	Description [W/MTG Cap = With Mounting cap]	1±	CASE 12±	60±	120±
150001	BLUE/BLACK; WO/PR - [Not mountable]				
150002	BLUE/BLACK; W/PR - [Not mountable]				
150067	BLUE/BLACK W/PR, W/MTG Caps				
150068	BLUE/BLACK; WO/PR W/MTG Caps				
150072	CLEAR/BLUE; WO/PR W/MTG Caps				
150071	CLEAR/BLUE; W/PR W/MTG Caps				
150164	VALVE IN HEAD; BLUE; W/PR				
150437	VALVE IN HEAD; CLEAR; W/PR				
150015	HIGH TEMP; RED; NYLON; WO/PR				

20" Housings with 3/4" Caps

Part #	Description	1±	CASE 8±	40±	80±
150070	BLUE/BLACK; WO/PR W/MTG Caps				
150069	BLUE/BLACK; W/PR W/MTG Caps				
150166	VALVE IN HEAD; BLUE; W/PR				
150111	HIGH TEMP; RED; WO/PR				

10" 3G Housings with 3/4" Caps

Part #	Description	1±	CASE 12±	60±	120±
150542	3G #10 ST BK/BL 3/4" MB W/PR				
150546	3G #10 ST BK/BL 3/4" MB				
150550	3G #10 ST BK/BL 3/4" IB W/PR				
150558	3G #10 ST BL/CL 3/4" MB W/PR				
150566	3G #10 ST BL/CL 3/4" IB W/PR				

20" 3G Housings

Part #	Description	1±	CASE 8±	40±	80±
150544	3G #20 ST BK/BL 3/4" MB W/PR				
150552	3G #20 ST BK/BL 3/4" IB W/PR				
150560	3G #20 ST BL/CL 3/4" MB W/PR				
150564	3G #20 ST BL/CL 3/4" MB				
150568	3G #20 ST BL/CL 3/4" IB W/PR				

3G Meter Mount Housings - Gauge sold separately

Part #	Description	1±	CASE 12±	60±	120±
150574	3G #10 ST BK/BL 3/4" IB MM W/PR				
150576	3G #20 ST BK/BL 3/4" IB MM W/PR				

3G Meter Mount Gauges

Part #	Description	1±	CASE 6±	30±	60±
143550	2 COLOR GAUGE FOR MM 3G				
143549	3 COLOR NEEDLE GAUGE FOR MM 3G				

Standard Housing 3/4" Accessories

Part #	Description	1±	CASE 50±	250±	500±
150295	SW-2 SPANNER WRENCH; 3/4" HOUSING				
151120	3/4" INLET FILTER HOUS. O-RINGS; PENTEK				
244043	MC-1A BRACKET ONLY [L]				
144012-00	UB-1 VIH BRACKET [U]				
151011	UB-1 VIH BRACKET KIT [U]				

Housings / Filters



PENTAIR® BIG BLUE [BB] FILTER HOUSINGS



PENTEK

10" Big Blue®
Housing
(150239)



10" BB Clear Housing
1" Cap W/PR
(166219)



20" BB Housing
1" Cap
(150234)



(Spanner Wrench)



O-Ring
(151122)



(144259)



More Brackets
On Page (131)

10" Big Blue® Housings with 3/4" Caps

Part #	Description	1±	6±	30±	60±
150470	HFPP; WO/PR				
150469	HFPP; W/PR				

10" Big Blue® Housings with 1" Caps

Part #	Description	1±	6±	30±	60±
150238	HFPP; WO/PR				
150237	HFPP; W/PR				

10" Big Blue® Housings with 1.5" Caps

Part #	Description	1±	6±	30±	60±
150240	HFPP; W/O PR				
150239	HFPP; W/PR				

10" Big White Housings with 1" Caps

Part #	Description	1±	6±	30±	60±
166083	1" #10 BIG WHITE; W/PR				

10" Big Clear Housings with 1" Caps

Part #	Description	1±	6±	30±	60±
166219	1" #10 BIG CLEAR; W/PR				

20" Big Blue® Housings with 3/4" Caps

Part #	Description	1±	4±	20±	40±
150468	HFPP; WO/PR				
150467	HFPP; W/PR				

20" Big Blue® Housings with 1" Caps

Part #	Description	1±	4±	20±	40±
150234	HFPP; WO/PR				
150233	HFPP; W/PR				

20" Big Blue® Housings with 1.5" Caps

Part #	Description	1±	4±	20±	40±
150236	HFPP; WO/PR				
150235	HFPP; W/PR				

20" Big White Housings with 1" Caps

Part #	Description	1±	4±	20±	40±
166142	1" #20 BIG WHITE; W/PR				

20" Big Clear Housings with 1" Caps

Part #	Description	1±	4±	20±	40±
166201	1" #20 BIG CLEAR W/PR				

Big Blue® Accessories

Part #	Description	1±	50±	250±	500±
150296	10" BB; SW-3 SPANNER WRENCH				
144368	20" BB; SW-4 SPANNER WRENCH				
144880	BIG WHITE / CLEAR WRENCH				

Part #	Description	1±	10±	50±	100±
151122	BIG BLUE FILTER HOUSING O-RINGS; PENTEK				

Part #	Description	1±	25±	125±	250±
150061	SINGLE BB BRACKET ZINC PLATED [L]				

Part #	Description	1±	10±	50±	100±
357639	SINGLE BB BRACKET SS [L]				
357640	SINGLE BB BRACKET SS WITH SCREWS [L]				
144258	TWO HOUSING BIG BLUE BRACKET				

Part #	Description	1±	5±	25±	50±
144259	THREE HOUSING BIG BLUE BRACKET				



PENTAIR® COMMERCIAL FILTER HOUSINGS



(156017-02) (156026-02)
Stainless Steel Housings

Stainless Steel Filter Housings

Part #	Description (Holds 2.5" X 9 3/4" Filters)	1±	2±	5±	10±
156017-02	ST-1 FILTER 304 SS 3/4" FPT				
156018-02	ST-2 FILTER 304 SS 3/4" FPT				
156025-02	ST-BC-4 FILTER; ALL 304 SS; 2" MPT				
156026-02	ST-BC-8 FILTER; ALL 304 SS; 2" MPT				
156027-02	ST-BC-12 FILTER; ALL 304 SS; 2" MPT				
156032-02	ST-BC-20 FILTER; ALL 304 SS; 2" MPT				

CASE			
1±	2±	5±	10±



Bag Filter Housings
PBH Housings

10" Bag Filter Housings

Part #	Description	1±	2±	5±	10±
150360	PBH-410-1" #10				
150338	PBH-410-1-1/2" #10"				

CASE			
1±	2±	5±	10±

20" Bag Filter Housings

Part #	Description	1±	2±	5±	10±
150367	PBH-420-1" #20				
150337	PBH-420-1-1/2" 20				

CASE			
1±	2±	5±	10±

Housings / Filters

QMP® HOUSINGS



QMP Filter Housings

Part #	Description	1±	12±	60±	120±
QMP300	10" F/H; WH/WH-F; 1/4"				
QMP300-BL/W	10" F/H; BL/WH-F; 1/4" (WHITE CAP)				
QMP300-BL/BK	10" F/H; BL/BK-F; 1/4" (BLACK CAP)				
QMP300-W/B	10" F/H; WH/BK-F; 1/4" (BLACK CAP)				
QMP300-C	10" F/H; CHROME/BLACK-F; 1/4"				
QMP3004-CR	10" F/H; LONG RIB CHROME/BK-F 1/4"				
QMP300-3/4	10" F/H; WH/WH-F; 3/4" W/O PR				
QMP300PC34	10" F/H; CLWH-F; 3/4" ;POLYCARB				

CASE			
1±	12±	60±	120±

QMP Counter Top Filter Housing

Part #	Description	1±	12±	60±	120±
QMP300-CT	10" F/H; WH/WH-F; 1/4"; CT(LP)				

CASE			
1±	12±	60±	120±

QMP Accessories

Part #	Description	1±	10±	50±	100±
QMP300WR	HOUSING WRENCH-WHITE				
QMP300-O-RING	QMP300 O-RING				

CASE			
1±	10±	50±	100±



HARMSCO® STAINLESS STEEL FILTER HOUSINGS



Cartridge Cluster Filter Housings (HIF-7)



Cartridge Cluster Filter Housings (HIF-42)



Cartridge Cluster Filter Housings (HIF-200-FL)



Hurricane Single Filter Housings (HUR 40 HP)

Cartridge Cluster Filter Housings

Part #	Description	1±	2±	5±
HIF-7	7 FILTER; 30GPM; 1.5"			
HIF-14	14 FILTER; 60GPM; 1.5"			
HIF-16	16 FILTER; 75GPM; 2"			
HIF-21	21 FILTER; 90GPM; 1.5"			
HIF-24	24 FILTER; 100GPM; 2"			
HIF-42	42 FILTER; 175GPM; 2"			
HIF-75	75 FILTER; 300GPM; 3"			
HIF-100	100 FILTER; 400GPM; 3"			
HIF-150-FL	150 FILTER; 600GPM; 4" FLANGED			
HIF-200-FL	200 FILTER; 800GPM; 4" FLANGED			



Hurricane Single Filter Housings (HUR 90 HP)

Hurricane Single Filter Housings

Part #	Description	1±	2±	5±
HUR-40-HP	50 GPM; 2"			
HUR-90-HP	100 GPM; 2"			
HUR-170-HP	200 GPM; 2"			



Hurricane Single Filter Housings (HUR 170 HP)

Waterbetter Single Filter Housings

Part #	Description	1±	2±	5±
WB-40-SC	50 GPM; 2"			
WB-90-SC	100 GPM; 2"			
WB-170-SC-2	150 GPM; 2"			

Band Clamp Stainless Steel Housings

Part #	Description	1±	5±	10±
BC4-1	25 GPM; 2" I/O			
BC6-1	42 GPM; 2" I/O			
BC4-2-T-EP	50 GPM; 2" I/O			
BC4-3	75 GPM; 2" I/O			
BC6-2	84 GPM; 2" I/O			
BC6-3-T-EP	126 GPM; 2" I/O			

Hurricane Swing Bolt Stainless Steel Housings

Part #	Description	1±	2±	5±
HUR1X170FL-XP	150 GPM; 2" FLG			



Band Clamp Stainless Steel Housings



Housings / Filters



HARMSCO® SEDIMENT FILTERS



Harmsco® SureSafe™ cartridges utilize Silver Zeolite technology. Harmsco® SureSafe™ antimicrobial media is fabricated with the latest in Silver Zeolite technology. Unlike competitive “treated media” products, Harmsco® SureSafe™ antimicrobial cartridges will continue to provide safety and protection for your customers while outlasting the competition. Silver Zeolite technology has been effective against more than 650 strains of bacteria, fungi and molds in laboratory environments. It has completed FDA testing and is registered with the EPA.



SureSafe™ Anti-Microbial Cartridges

10" x 2.75" SureSafe™ Anti-Microbial Cartridges

Part #	Description	1±	CASE 24±	120±	240±
801-20-AM	20 MIC.				
801-50-AM	50 MIC.				

10"BB SureSafe™ Anti-Microbial Cartridges

Part #	Description	1±	CASE 8±	40±	80±
HB-10-20W-AM	20 MIC.				
HB-10-50W-AM	50 MIC.				

20"BB SureSafe™ Anti-Microbial Cartridges

Part #	Description	1±	CASE 4±	20±	40±
HB-20-20W-AM	20 MIC.				
HB-20-50W-AM	50 MIC.				

9.75" x 2.5" Single Length WaterBetter® Polyester Pleated Cartridges

Part #	Description	1±	CASE 24±	120±	240±
WB-1-W	1 MIC.				
WB-5-W	5 MIC.				
WB-20-W	20 MIC.				
WB-50-W	50 MIC.				



Water Better Cartridges

19.5" x 2.5" WaterBetter® Polyester Pleated Cartridges

Part #	Description	1±	CASE 24±	120±	240±
WB-921-1	1 MIC.				
WB-921-5	5 MIC.				
WB-921-20	20 MIC.				
WB-921-50	50 MIC.				

20" x 2.5" Double Length; WaterBetter® Polyester Pleated Cartridges

Part #	Description	1±	CASE 16±	80±	160±
WB-20-1-W	1 MIC.				
WB-20-5-W	5 MIC.				
WB-20-20-W	20 MIC.				
WB-20-50-W	50 MIC.				

29.25" x 2.5" WaterBetter® Polyester Pleated Cartridges

Part #	Description	1±	CASE 24±	120±	240±
WB-931-1	1 MIC.				
WB-931-5	5 MIC.				
WB-931-20	20 MIC.				
WB-931-50	50 MIC.				

10" x 4.5" [10"BB] WaterBetter® Polyester Pleated Cartridges

Part #	Description	1±	CASE 8±	40±	80±
WB-HB-10-1-W	1 MIC.				
WB-HB-10-5-W	5 MIC.				
WB-HB-10-20-W	20 MIC.				
WB-HB-10-50-W	50 MIC.				

20" x 4.5" [20"BB] WaterBetter® Polyester Pleated Cartridges

Part #	Description	1±	CASE 4±	20±	40±
WB-HB-20-1-W	1 MIC.				
WB-HB-20-5-W	5 MIC.				
WB-HB-20-20-W	20 MIC.				
WB-HB-20-50-W	50 MIC.				

Housings / Filters



Absolute Poly Pleated Cartridges

Absolute Polyester Pleated Cartridges

Part #	Description	1±	CASE 12±	60±	120±
PP-975-0.2-DOE	9 3/4" ABSO .2M POLY FILTER;DOE				
PP-20-0.2-DOE	20" .2M AB POLY FILTER; DOE				

9.75" x 2.75" Polyester Pleated Cartridges (Individually Wrapped)

Part #	Description	1±	CASE 24±	120±	240±
801-0.35-W	0.35 MIC.				
801-1-W	1 MIC.				
801-5-W	5 MIC.				
801-10-W	10 MIC.				
801-20-W	20 MIC.				
801-50-W	50 MIC.				
801-100-W	100 MIC.				

9.75" x 2.75" High Temp. Polyester Pleated Cartridges - (Max 200°F)

Part #	Description	1±	CASE 24±	120±	240±
801-1-HT	1 MIC.				
801-5-HT	5 MIC.				
801-20-HT	20 MIC.				
801-50-HT	50 MIC.				

19.5" x 2.75" Polyester Pleated Cartridges

Part #	Description	1±	CASE 24±	120±	240±
921-0.35	0.35 MIC.				
921-1	1 MIC.				
921-5	5 MIC.				
921-10	10 MIC.				
921-20	20 MIC.				
921-50	50 MIC.				

20" x 2.75" Polyester Pleated Cartridges

Part #	Description	1±	CASE 24±	120±	240±
801-0.35-20	0.35 MIC.				
801-1-20	1 MIC.				
801-5-20	5 MIC.				
801-20-20	20 MIC.				
801-50-20	50 MIC.				

29.25" x 2.75" Polyester Pleated Cartridges

Part #	Description	1±	CASE 24±	120±	240±
931-0.35	0.35 MIC.				
931-1	1 MIC.				
931-5	5 MIC.				
931-10	10 MIC.				
931-20	20 MIC.				

30" x 2.75" Polyester Pleated Cartridges

Part #	Description	1±	CASE 24±	120±	240±
801-0.35-30	0.35 MIC.				
801-1-30	1 MIC.				
801-5-30	5 MIC.				
801-20-30	20 MIC.				
801-50-30	50 MIC.				

40" x 2.75" Polyester Pleated Cartridges

Part #	Description	1±	CASE 24±	120±	240±
801-1-40	1 MIC.				
801-5-40	5 MIC.				

10" BB Polyester Pleated Filter Cartridges

Part #	Description	1±	CASE 8±	40±	80±
HB-10-0.35-W	0.35 MIC.				
HB-10-1-W	1 MIC.				
HB-10-5-W	5 MIC.				
HB-10-20-W	20 MIC.				
HB-10-50-W	50 MIC.				

20" BB Polyester Pleated Filter Cartridges

Part #	Description	1±	CASE 4±	20±	40±
HB-20-0.35-W	0.35 MIC.				
HB-20-1-W	1 MIC.				
HB-20-5-W	5 MIC.				
HB-20-20-W	20 MIC.				
HB-20-50-W	50 MIC.				



Poly Pleated Cartridges

Housings / Filters



Hurricane® Anti-Microbial Cartridge (HC-40-20-AM)



Hurricane Cartridges

Hurricane® Anti-Microbial Cartridges

<u>Part #</u>	<u>Description</u>	1±	CASE 2±	5±	10±
HC-40-20-AM	20 MIC.				
HC-40-50-AM	50 MIC.				
HC-90-20-AM	20 MIC.				
HC-90-50-AM	50 MIC.				
HC-170-20-AM	20 MIC.				
HC-170-50-AM	50 MIC.				

Hurricane 40 HP Polyester Pleated Cartridges

<u>Part #</u>	<u>Description</u>	1±	CASE 2±	5±	10±
HC-40-0.35	0.35 MIC.				
HC-40-1	1 MIC.				
HC-40-5	5 MIC.				
HC-40-20	20 MIC.				
HC-40-50	50 MIC.				
HC-40-100	100 MIC.				

Hurricane 90 HP Polyester Pleated Cartridges

<u>Part #</u>	<u>Description</u>	1±	CASE 2±	5±	10±
HC-90-0.35	0.35 MIC.				
HC-90-1	1 MIC.				
HC-90-5	5 MIC.				
HC-90-10	10 MIC.				
HC-90-20	20 MIC.				
HC-90-50	50 MIC.				
HC-90-100	100 MIC.				
HC-90-150	150 MIC.				

Hurricane 170 HP Polyester Pleated Cartridges

<u>Part #</u>	<u>Description</u>	1±	CASE 2±	5±	10±
HC-170-0.35	0.35 MIC.				
HC-170-1	1 MIC.				
HC-170-5	5 MIC.				
HC-170-20	20 MIC.				
HC-170-50	50 MIC.				
HC-170-100	100 MIC.				
HC-170-150	150 MIC.				

Hurricane Absolute Polyester Pleated Cartridges

<u>Part #</u>	<u>Description</u>	1±	CASE 2±	5±	10±
PP-HC-40-1	40 HP; 1 MIC.				
PP-HC-90-1	90 HP; 1 MIC.				
PP-HC-170-1	170 HP; 1 MIC.				

Hurricane Activated Carbon Cartridges

<u>Part #</u>	<u>Description</u>	1±	CASE 2±	5±	10±
HC-40-AC-5	HC-40; 5 MIC.				
HC-90-AC-5	HC-90; 5 MIC.				
HC-170-AC-5	HC-170; 5 MIC.				

Activated Carbon Cartridges

<u>Part #</u>	<u>Description</u>	1±	CASE 24±	120±	240±
HAC-10-W	9 3/4" 5 MIC.				
HAC-20-W	20" 5 MIC.				
<u>Part #</u>	<u>Description</u>	1±	8±	40±	80±
HAC-BB-10-W	10"BB 5 MIC.				
<u>Part #</u>	<u>Description</u>	1±	4±	20±	40±
HAC-BB-20-W	20"BB 5 MIC.				



UNICEL® SEDIMENT FILTERS

Unicel®

FILTER CARTRIDGES



Unicel® Filters

2 3/4" x 9 3/4" Pleated Filters

Part #	Description	1±	CASE 24±	120±
T-1197-01-B	1 MIC. POLYESTER 4 SQ.FT.			
T-0597-05-B	5 MIC. POLYESTER 4 SQ.FT.			
T-0597-65-B	5 MIC. POLYESTER 6 SQ.FT.			
T-0697-10-B	10 MIC. POLYPROPYLENE 4 SQ.FT.			
T-0697-64-B	10 MIC. POLYPROPYLENE 6 SQ.FT.			
T-0497-20-B	20 MIC. POLYPROPYLENE 4 SQ.FT.			
T-0497-63-B	20 MIC. POLYPROPYLENE 6 SQ.FT.			
T-0797-50-B	50 MIC. POLYESTER 4 SQ.FT.			
T-0797-62-B	50 MIC. POLYPROPYLENE 6 SQ.FT.			

2 3/4" x 20" Pleated Filters

Part #	Description	1±	CASE 20±	100±
T-1120-01-B	1 MIC. POLYESTER			
T-0520-05-B	5 MIC. POLYESTER			
T-0620-10-B	10 MIC. POLYPROPYLENE			
T-0420-20-B	20 MIC. POLYPROPYLENE			
T-0720-50-B	50 MIC. POLYESTER			

4 5/8" x 9 3/4" BB Pleated Filters

Part #	Description	1±	CASE 8±	40±
K-41115-B	1 MIC. POLYESTER			
K-40515-B	5 MIC. POLYESTER			
K-40615-B	10 MIC. POLYPROPYLENE			
K-40415-B	20 MIC. POLYPROPYLENE			
K-40715-B	50 MIC. POLYESTER			

4 5/8" x 20" BB Pleated Filters

Part #	Description	1±	CASE 4±	20±
K-41130-B	1 MIC. POLYESTER			
K-40530-B	5 MIC. POLYESTER			
K-40630-B	10 MIC. POLYPROPYLENE			
K-40430-B	20 MIC. POLYPROPYLENE			
K-40730-B	50 MIC. POLYESTER			

Housings / Filters

UNITED SEDIMENT FILTERS



UNITED FILTERS INTERNATIONAL



Depth Wound Polypropylene Filter

2.5" x 10" Depth Wound Polypropylene

Part #	Description	1±	CASE 30±	150±
UP.5R10P	0.5 MIC.			
UP1R10P	1 MIC.			
UP3R10P	3 MIC.			
UP5R10P	5 MIC.			
UP10R10P	10 MIC.			
UP20R10P	20 MIC.			
UP25R10P	25 MIC.			
UP30R10P	30 MIC.			
UP50R10P	50 MIC.			
UP100R10P	100 MIC.			

2.5" x 20" Depth Wound Polypropylene

Part #	Description	1±	CASE 15±	75±
UP1R20P	1 MIC.			
UP5R20P	5 MIC.			
UP10R20P	10 MIC.			
UP20R20P	20 MIC.			
UP30R20P	30 MIC.			

4.5" x 10" BB Depth Wound Polypropylene

Part #	Description	1±	CASE 12±	60±
UP0.5J10P	0.5 MIC.			
UP1J10P	1 MIC.			
UP3J10P	3 MIC.			
UP5J10P	5 MIC.			
UP10J10P	10 MIC.			
UP20J10P	20 MIC.			
UP30J10P	30 MIC.			



Depth Wound Polypropylene Filter

4.5" x 20" BB Depth Wound Polypropylene

<u>Part #</u>	<u>Description</u>	<u>1±</u>	<u>CASE 6±</u>	<u>30±</u>
UP1J20P	1 MIC.			
UP5J20P	5 MIC.			
UP10J20P	10 MIC.			
UP20J20P	20 MIC.			
UP30J20P	30 MIC.			

2.5 x 10" Pleated Polyester

<u>Part #</u>	<u>Description</u>	<u>1±</u>	<u>CASE 25±</u>	<u>125±</u>
PE5X934	5 MIC.			
PE20X934	20 MIC.			
PE50X934	50 MIC.			
PE100X934	100 MIC.			

2.5" x 20" Pleated Polyester

<u>Part #</u>	<u>Description</u>	<u>1±</u>	<u>CASE 20±</u>	<u>100±</u>
PE5X20	5 MIC.			
PE10X20	10 MIC.			
PE20X20	20 MIC.			
PE50X20	50 MIC.			
PE100X20	100 MIC.			



Pleated Polyester

4.5" x 10" BB Pleated Polyester

<u>Part #</u>	<u>Description</u>	<u>1±</u>	<u>CASE 12±</u>	<u>60±</u>
PE1X93/4BB	1 MIC.			
PE5X93/4BB	5 MIC.			
PE20X93/4BB	20 MIC.			
PE50X934BB	50 MIC.			
PE10X93/4BB	10 MIC.			
PE100X10BB	100 MIC.			

4.5" x 20" BB Pleated Polyester

<u>Part #</u>	<u>Description</u>	<u>1±</u>	<u>CASE 6±</u>	<u>30±</u>
PE1X20BB	1MIC.			
PE5X20BB	5 MIC.			
PE10X20BB	10 MIC.			
PE20X20BB	20 MIC.			
PE50X20BB	50 MIC.			
PE100X20BB	100 MIC.			



Powdered Carbon Impregnated Cellulose

Powdered Carbon Impregnated Cellulose

<u>Part #</u>	<u>Description</u>	<u>1±</u>	<u>CASE 24±</u>	<u>120±</u>
UPAMC1	2.5" x 10" CARBON IMP CELL-IND. 5MIC			
<u>Part #</u>	<u>Description</u>	<u>1±</u>	<u>20±</u>	<u>100±</u>
UPAMC2	2.5" x 20" CARBON IMP CELL-IND.5 MIC			
<u>Part #</u>	<u>Description</u>	<u>1±</u>	<u>8±</u>	<u>40±</u>
UPAMC1BB	4.5" x 10" BB CARBON IMP CELL 5 MIC			
<u>Part #</u>	<u>Description</u>	<u>1±</u>	<u>6±</u>	<u>30±</u>
UPAMC2BB	4.5" x 20" BB CARBON IMP CELL 5 MIC			



DUAL MICRON POLY SPUN SEDIMENT FILTERS



Large Diameter Filters

10" x 4.5" [10"BB] Dual Micron Poly Sediment Filter

Part #	Description	1±	CASE 10±	50±
3015155	MMB-7525-10 ; 10"BB			
3015157	MMB-5005-10 ; 10"BB			
3015159	MMB-2501-10 ; 10"BB			

20" x 4.5" [20"BB] Dual Micron Poly Sediment Filter

Part #	Description	1±	CASE 5±	25±
3015156	MMB-7525-20 ; 20"BB			
3015158	MMB-5005-20 ; 20"BB			
3015160	MMB-2501-20 ; 20"BB			

Housings / Filters

VALUETREX SEDIMENT FILTERS



Poly Spun
Sediment Filters

Valuetrex Poly Spun Sediment Filters 9 3/4" x 2.5"

Part #	Description	1±	CASE 40±	400±	1440±
1227865-V	VX01-9 7/8" 1M SED CARTRIDGE				
1227867-V	VX05-9 7/8" 5M SED CARTRIDGE				
1227869-V	VX10-9 7/8" 10M SED CARTRIDGE				
1227871-V	VX25-9 7/8" 25M SED CARTRIDGE				

Valuetrex Poly Spun Sediment Filters 20" x 2.5"

Part #	Description	1±	CASE 20±	200±	720±
1227866-V	VX01-20" 1M SED CARTRIDGE				
1227868-V	VX05-20" 5M SED CARTRIDGE				
1227870-V	VX10-20" 10M SED CARTRIDGE				
1227872-V	VX25-20" 25M SED CARTRIDGE				

Valuetrex Poly Spun Sediment Filters 10" x 4.5" [10"BB]

Part #	Description	1±	CASE 12±	120±	300±
1227865-V-BB	VX01-10" BB 1M SED CARTRIDGE				
1227867-V-BB	VX05-10" BB 5M SED CARTRIDGE				
1227869-V-BB	VX10-10" BB 10M SED CARTRIDGE				
1227871-V-BB	VX25-10" BB 25M SED CARTRIDGE				

Valuetrex Poly Spun Sediment Filters 20" x 4.5" [20"BB]

Part #	Description	1±	CASE 6±	60±	150±
1227866-V-BB	VX01-20"BB 1M SED CARTRIDGE				
1227868-V-BB	VX05-20"BB 5M SED CARTRIDGE				
1227870-V-BB	VX10-20" BB 10M SED CARTRIDGE				
1227872-V-BB	VX25-20" BB 25M SED CARTRIDGE				



PURTEX™ SEDIMENT FILTERS



Purtrex™ Depth Filters

Purtrex depth filters are an exceptional value for general applications where long life, high purity and low change-out frequency are required. Produced through VEOLIA's patented melt blown micro-fiber technology, Purtrex is a 100% pure polypropylene depth filter with exceptional dirt-holding capacity.



Purtrex 2.5" x 4 7/8" Depth Filters

Part #	Description	1±	CASE	400±
93174	PX01-4 7/8 1 MIC.		80±	
93007	PX05-4 7/8 5 MIC.			
93005	PX20-4 7/8 20 MIC.			
93177	PX75-4 7/8 75 MIC.			

Purtrex 2.5" x 9 7/8" Depth Filters

Part #	Description	1±	CASE	200±
93113	PX01-9 7/8 1 MIC.		40±	
93112	PX03-9 7/8 3 MIC.			
93023	PX05-9 7/8 5 MIC.			
93022	PX10-9 7/8 10 MIC.			
93021	PX20-9 7/8 20 MIC.			
93020	PX30-9 7/8 30 MIC.			
93111	PX50-9 7/8 50 MIC.			
93110	PX75-9 7/8 75 MIC.			

Purtrex 2.5" x 20" Depth Filters

Part #	Description	1±	CASE	100±
93125	PX01-20 1 MIC.		20±	
93124	PX03-20 3 MIC.			
93047	PX05-20 5 MIC.			
93046	PX10-20 10 MIC.			
93045	PX20-20 20 MIC.			
93044	PX30-20 30 MIC.			
93123	PX50-20 50 MIC.			
93122	PX75-20 75 MIC.			

Purtrex 2.5" x 29 1/4" Depth Filters

Part #	Description	1±	CASE	100±
93133	PX01-29 1/4 1 MIC.		20±	
93132	PX03-29 1/4 3 MIC.			
93055	PX05-29 1/4 5 MIC.			
93054	PX10-29 1/4 10 MIC.			
93053	PX20-29 1/4 20 MIC.			
93131	PX50-29 1/4 50 MIC.			

Purtrex 2.5" x 30" Depth Filters

Part #	Description	1±	CASE	100±
93205	PX01-30 1 MIC.		20±	
93136	PX03-30 3 MIC.			
93207	PX05-30 5 MIC.			
93058	PX10-30 10 MIC.			
93057	PX20-30 20 MIC.			
93056	PX30-30 30 MIC.			
93135	PX50-30 50 MIC.			

Purtrex 2.5" x 40" Depth Filters

Part #	Description	1±	CASE	100±
93141	PX01-40 1 MIC.		20±	
93140	PX03-40 3 MIC.			
93063	PX05-40 5 MIC.			
93062	PX10-40 10 MIC.			
93061	PX20-40 20 MIC.			
93060	PX30-40 30 MIC.			
93139	PX50-40 50 MIC.			

Purtrex 2.5" x 50" Depth Filters

Part #	Description	1±	CASE	100±
93184	PX50-50 50 MIC.		20±	
93185	PX03-50 3 MIC.			
Part #	Description	1±	CASE	200±
93186	PX01-50 1 MIC.		20±	
93067	PX05-50 5 MIC.			

Housings / Filters



HYTREX™ SEDIMENT FILTERS



Hytrex™ Filters

The purity and reliability of Hytrex™ cartridge filters ensure consistent results, time after time. Thermally bonded micro fibers create a strong secure cartridge that traps particles throughout its depth. Hytrex™ combines efficiency, long life and purity to create a high performance depth filter.



Hytrex™ Filters

Housings / Filters

Hytrex 2.5" x 4 7/8" Sediment Cartridges

Part #	Description	1±	CASE 80±	400±
94566	GX01-4 7/8 1 MIC.			
94579	GX03-4 7/8 3 MIC.			
94516	GX05-4 7/8 5 MIC.			
94556	GX10-4 7/8 10 MIC.			
94526	GX20-4 7/8 20 MIC.			
94597	GX30-4 7/8 30 MIC.			

Hytrex 2.5" x 9 7/8" Sediment Cartridges

Part #	Description	1±	CASE 40±	200±
94766	GX01-9 7/8 1 MIC.			
94767	GX03-9 7/8 3 MIC.			
94587	GX05-9 7/8 5 MIC.			
94765	GX10-9 7/8 10 MIC.			
94762	GX20-9 7/8 20 MIC.			
94768	GX30-9 7/8 30 MIC.			
94763	GX50-9 7/8 50 MIC.			
94764	GX75-9 7/8 75 MIC.			

Hytrex 2.5" x 20" Sediment Cartridges

Part #	Description	1±	CASE 20±	100±
94262	GX01-20 1 MIC.			
94272	GX03-20 3 MIC.			
94282	GX05-20 5 MIC.			
94252	GX10-20 10 MIC.			
94222	GX20-20 20 MIC.			
94292	GX30-20 30 MIC.			
94232	GX50-20 50 MIC.			
94242	GX75-20 75 MIC.			

Hytrex 2.5" x 29 1/4" Sediment Cartridges

Part #	Description	1±	CASE 20±	100±
94265	GX01-29 1/4 1 MIC.			
94225	GX20-29 1/4 20 MIC.			
94235	GX50-29 1/4 50 MIC.			

Hytrex 2.5" x 30" Sediment Cartridges

Part #	Description	1±	CASE 20±	100±
94263	GX01-30 1 MIC.			
94273	GX03-30 3 MIC.			
94283	GX05-30 5 MIC.			
94253	GX10-30 10 MIC.			
94223	GX20-30 20 MIC.			
94243	GX75-30 75 MIC.			

Hytrex 2.5" x 40" Sediment Cartridges

Part #	Description	1±	CASE 20±	100±
94064	GX01-40 1 MIC.			
94084	GX05-40 5 MIC.			
94054	GX10-40 10 MIC.			
94024	GX20-40 20 MIC.			

Hytrex 2.5" x 50" Sediment Cartridges

Part #	Description	1±	CASE 20±	100±
94580	GX05-50 5 MIC.			
94550	GX10-50 10 MIC.			



PENTAIR® SEDIMENT FILTERS



PENTEK

S-1 Pleated Cellulose
(155001-43)



9-7/8" P5 Spun
Polypropylene
(155014-43)

20" P5 Spun
Polypropylene
(155016-43)



PENTEK



R50-BB
10" Cartridges
(155053-43)



DGD-2501
10" Cartridges
(155359-43)



S1-20BB
Pleated Cellulose
20" Big Blue® Sed. Cartridge
(155305-43)



20" Bag Filter
(155384-03)

9-3/4" x 2.5" Standard Sediment Filters

Part #	Description	1±	CASE 24±	120±	240±
155001-43	S-1; 20 MIC. PLEATED CELLULOSE				
155017-43	R30; 30 MIC. PLEATED POLY REUSABLE				
155038-43	R50; 50 MIC. PLEATED POLY REUSABLE				
155748-43	PD-1-934; 1 MIC. POLYDEPTH®				
155749-43	PD-5-934; 5 MIC. POLYDEPTH®				
155750-43	PD-10-934; 10 MIC. POLYDEPTH®				
155751-43	PD-25-934; 25 MIC. POLYDEPTH®				

9-7/8" x 2.5" Standard Sediment Filters

Part #	Description	1±	CASE 24±	120±	240±
155225-43	P1; 1 MIC. SPUN POLYPROPYLENE				
155014-43	P5; 5 MIC. SPUN POLYPROPYLENE				
155015-43	P25; 25 MIC. SPUN POLYPROPYLENE				
155071-43	WP5; 5 MIC. POLY STRING WOUND				
155214-43	CW-50; 50 MIC. POLY STRING WOUND				

10" x 2.5" High-Efficiency Polypropylene

Part #	Description	1±	CASE 20±	100±	200±
PO.2-10E	0.2 MIC. PLEATED POLYPROPYLENE DOE				

20"x 2.5" Standard Sediment Filters

Part #	Description	1±	CASE 20±	100±	200±
155016-43	P5-20; 5 MIC. SPUN POLYPROPYLENE				
155226-43	P25-20; 25 MIC. SPUN POLYPROPYLENE				
155755-43	PD-1-20; 1 MIC. POLYDEPTH®				
155756-43	PD-5-20; 5 MIC. POLYDEPTH®				
155757-43	PD-10-20; 10 MIC. POLYDEPTH®				
155758-43	PD-25-20; 25 MIC. POLYDEPTH®				

Part #	Description	1±	14±	70±	140±
155303-43	S1-20; 20 MIC. PLEATED CELL POLYESTER				
155416-43	R30-20; 30 MIC. PLEATED POLY. REUSABLE				

20" x 2.5" High-Efficiency Polypropylene

Part #	Description	1±	CASE 12±	60±	120±
PO.2-20E	0.2 MIC. PLEATED POLYPROPYLENE DOE				

10" Big Blue® Sediment Cartridges

Part #	Description	1±	CASE 8±	40±	80±
155101-43	R30-BB; 30 MIC. PLEATED POLY REUSABLE				
155053-43	R50-BB; 50 MIC. PLEATED POLY REUSABLE				
155120-43	PP30-BB; 30 MIC. PLEATED POLYPROPYLENE				
155359-43	DGD-2501; 25/1 MIC. DUAL GRADE POLY.				
155357-43	DGD-5005; 50/5 MIC. DUAL GRADIENT POLY.				
155355-43	DGD-7525; 75/25 MIC. DUAL GRADIENT POLY.				
155405-43	S1-BB; 20 MIC. PLEATED CELLULOSE POLY.				
355221-43	100 MIC. WOUND FIBRILLATED POLY.				

20" Big Blue® Sediment Cartridges

Part #	Description	1±	CASE 6±	30±	60±
155305-43	S1-20BB; 20 MIC. PLEATED CELL.				
155360-43	DGD-2501; 25/1 MIC. DUAL GRADE POLY.				
155358-43	DGD-5005; 50/5 MIC. DUAL GRADE POLY.				
155356-43	DGD-7525-20"BB DUAL GRADIENT POLY				
155430-43	R30-20BB; 30 MIC. PLEATED POLY. REUSABLE				

10" BAG Filters

Part #	Description	1±	CASE 20±	100±	200±
155383-03	BP-410-1; 1 MIC.				
155385-03	BP-410-5; 5 MIC.				
155387-03	BP-410-10; 10 MIC.				
155389-03	BP-410-25; 25 MIC.				
155391-03	BP-410-50; 50 MIC.				
155393-03	BP-410-100; 100 MIC.				

20" BAG Filters

Part #	Description	1±	CASE 20±	100±	200±
155384-03	BP-420-1; 1 MIC.				
155386-03	BP-420-5; 5 MIC.				
155388-03	BP-420-10; 10 MIC.				
155390-03	BP-420-25; 25 MIC.				
155392-03	BP-420-50; 50 MIC.				
155394-03	BP-420-100; 100 MIC.				

Housings / Filters



PENTAIR® CARBON FILTERS



PENTEK

Diamond Flow
Sediment / Carbon
(655130-43)



4-7/8" x 2.5" Standard Carbon Taste & Odor

Part #	Description	1±	CASE 24±	120±	240±
155022-43	C2; 5 MIC. ACT. CARBON IMP. CELL.				
155169-43	CBC-5; 0.5 MIC. CARBON BRIQUETTE				

10" x 2.5" Diamond Flow - Dual Purpose Sediment/Carbon Filter

Part #	Description	1±	CASE 12±	60±	120±
655130-43	DFX-CB-10; 10 MIC; POLY/CARBON				

9-3/4" x 2.5" Standard Carbon Taste & Odor

Part #	Description	1±	CASE 12±	60±	120±
155109-43	GAC-10; GRANULAR ACTIVATED CARBON				
155155-43	CC-10; GRANULAR ACTIVATED CARBON				
155162-43	CBC-10; 0.5 MIC. CARBON BRIQUETTE				
155268-43	CBR2-10; 0.5 MIC. CARBON BRIQUETTE/RESIN				
155350-43	SCBC-10; 0.5 MIC. SILVER IMPREG. CARBON				
155713-43	CCBC-10; COCONUT CARBON BLOCK				



9-3/4" GAC-10
GAC Cartridge
(155109-43)

Part #	Description	1±	24±	120±	240±
155063-43	RFC-93; 25MIC RADIAL-FLOW CARBON				
155220-43	C8; 1 MIC. ACT. CARBON IMPREG. CELLULOSE				
155002-43	C1; 5 MIC. ACT. CARBON IMPREG. CELLULOSE				

20" x 2.5" Diamond Flow - Dual Purpose Sediment/Carbon Filter

Part #	Description	1±	CASE 6±	30±	60±
655148-43	DFX-CB-20; 10 MIC; POLY/CARBON				

20" x 2.5" Standard Carbon Taste & Odor

Part #	Description	1±	CASE 14±	70±	140±
155597-43	C1-20; 5 MIC. ACT CARBON IMPREG. CELLULOSE				

Part #	Description	1±	6±	30±	60±
155111-43	GAC-20; GRANULAR ACTIVATED CARBON				
155065-43	RFC-20 RADIAL FLOW CARBON				
155635-43	EPM-20 CARBON BRIQUETTE				
155529-43	EP-20 CARBON BRIQUETTE				

Part #	Description	1±	12±	60±	120±
155309-43	CBC-20; 0.5 MIC. CARBON BRIQUETTE				

10" Big Blue® Carbon Taste & Odor

Part #	Description	1±	CASE 4±	20±	40±
155170-43	CBC-BB; 0.5 MIC. CARBON BRIQUETTE				
155548-43	EP-BB; 5 MIC. EP CARBON BRIQUETTE				
155782-43	EPM-BB 10" CARBON BLOCK; 10M				

Part #	Description	1±	8±	40±	80±
155141-43	RFC-BB; 25 MIC. RADIAL FLOW CARBON				
155153-43	GAC-BB; GAC CARTRIDGE				
155398-43	NCP-BB; 10 MIC. CARBON-IMP. POLY PLTD.				

20" Big Blue® Carbon Taste & Odor

Part #	Description	1±	CASE 6±	30±	60±
155247-43	RFC20-BB; 25 MIC. RADIAL FLOW CARBON				
155382-43	NCP-20BB; 10 MIC. CARBON-IMP. POLY PLTD.				
155651-43	C1-20BB; 5 MIC. CARBON CELL.				

Part #	Description	1±	4±	20±	40±
155249-43	GAC20-BB; GAC CARTRIDGE				
155312-43	CBC-20BB; 0.5 MIC. CARBON BRIQUETTE				
155583-43	EP-20 BB; 5 MIC. CARBON BRIQUETTE				
155783-43	EPM-20BB; 10 MIC. CARBON BRIQUETTE				

Housings / Filters



9-3/4" C8 Activated
Carbon Impreg.
(155220-43)



10" CBC-BB
Big Blue®
Carbon Briquette
(155170-43)



20" RFC20-BB
Big Blue®
Radial Flow Carbon
(155247-43)



FILTRIX® CARBON FILTERS



Filtrex Technologies is the first carbon block manufacturer to use NSF61 listed greencarbon™ developed by Global ECOCARB Pvt Ltd. This high performance coconut shell carbon is manufactured using a patented process that significantly reduces harmful Green House Gas Emissions.



CL2 Series GreenBlock™ Filters

Part #	Description	1±	25±	125±	250±
FX10CL2	2.5" X 10" 10MIC. GREENBLOCK™				
FX20CL2	2.5" X 20" 10MIC. GREENBLOCK™				

Part #	Description	1±	12±	60±	120±
FXB10CL2	4.5" X 10" 10"MIC.				

Part #	Description	1±	4±	20±	40±
FXB20CL2	4.5" X 20" 10MIC.				

VOC Series GreenBlock™ Filters

Part #	Description	1±	25±	125±	250±
FX10VOC	2.5" X 10" 5MIC.				
FX20VOC	2.5" X 20" 5MIC.				

Part #	Description	1±	12±	60±	120±
FXB10VOC	4.5" X 10" 5MIC.				

Ceramic GreenBlock™ Filters

Part #	Description	1±	25±	125±	250±
FX10CERAMIC	2.5" X 10" 0.2MIC. CERAMIC GREENBLOCK™				

RFL Series GAC Filters - Radial Flow

Part #	Description	1±	12±	60±	120±
FXB10RFL	4.5" X 10"; 20MIC.				

Part #	Description	1±	4±	20±	40±
FXB20RFL	4.5" X 20"; 20MIC.				

Compatible Filters

Part #	Description	1±	25±	125±	250±
FXCUL12CL2	CULLIGAN 10M CARBON BLOCK GREENBLOCK™				
FXHTC11CL2	HYDROTECH/CLACK 10M CARBON BLOCK GREENBLOCK™				

CASE			
1±	25±	125±	250±

1±	12±	60±	120±
----	-----	-----	------

1±	4±	20±	40±
----	----	-----	-----

CASE			
1±	25±	125±	250±

1±	12±	60±	120±
----	-----	-----	------

CASE			
1±	25±	125±	250±

CASE			
1±	12±	60±	120±

1±	4±	20±	40±
----	----	-----	-----

CASE			
1±	25±	125±	250±

Housings / Filters



KX[®] MATRIKX[®] CARBON FILTERS



INTRODUCING THE INDUSTRY'S FIRST AND ONLY FULL LINE OF ACTIVATED CARBON BLOCKS WITH ENHANCED PFAS & CHLORAMINE CLAIMS.

Matrikx[®] revolutionized water filtration when it launched its first activated carbon block in 1996. In the decades since, has earned a reputation for innovation. Our latest breakthrough is high performance catalytic carbon technology. is proud to announce the addition of PFAS & Chloramine reduction claims across our standard range of New and Improved carbon blocks.



CTO

Matrikx[®] CTO - 5 Micron - Chlorine/Chloramine Taste and Odor

Part #	Description	1±	CASE		
			20±	100±	200±
32-250-10-MATRIKX(R)	10" x 2.5"	1±	20±	100±	200±
32-250-20-MATRIKX(R)	20" x 2.5"	1±	6±	30±	60±
32-450-10-MATRIKX(R)	10" x 4.5"	1±	4±	20±	40±
32-450-20-MATRIKX(R)	20" x 4.5"	1±	4±	20±	40±



CTO Plus

Matrikx[®] CTO Plus - 1 Micron - Chlorine/Chloramine & VOC Reduction

Part #	Description	1±	CASE		
			20±	100±	200±
01-250-10-MATRIKX(R)	10" x 2.5"	1±	6±	30±	60±
01-250-20-MATRIKX(R)	20" x 2.5"	1±	4±	20±	40±
01-450-10-MATRIKX(R)	10" x 4.5"	1±	4±	20±	40±
01-450-20-MATRIKX(R)	20" x 4.5"	1±	4±	20±	40±



Pb1[®]

Matrikx[®] Pb1[®] - 0.5 Micron - Chlorine/Chloramine, VOC, CYST, Lead

Part #	Description	1±	CASE		
			20±	100±	200±
06-250-10-MATRIKX(R)	10" x 2.5"	1±	6±	30±	60±
06-250-20-MATRIKX(R)	20" x 2.5"	1±	4±	20±	40±
06-450-10-MATRIKX(R)	10" x 4.5"	1±	4±	20±	40±
06-450-20-MATRIKX(R)	20" x 4.5"	1±	4±	20±	40±



ChloraGuard[®]

Matrikx[®] ChloraGuard[®] - 1 Micron - Chloramine Reduction

Part #	Description	1±	CASE		
			20±	100±	200±
36-250-10-MATRIKX(R)	10" x 2.5"	1±	6±	30±	60±
36-250-20-MATRIKX(R)	20" x 2.5"	1±	4±	20±	40±
36-450-10-MATRIKX(R)	10" x 4.5"	1±	4±	20±	40±
36-450-20-MATRIKX(R)	20" x 4.5"	1±	4±	20±	40±

Matrikx[®] Radial Flow GAC Filters

Part #	Description	1±	12±	60±	120
MKX-B10-RFL	10"BB	1±	12±	60±	120
MKX-B20-RFL	20"BB	1±	4±	20±	40±



Radial Flow GAC Filters

Housings / Filters



MATRIKX® New and Improved with Enhanced Performance Claims

MATRIKX® CTO

Part Number	Size	Micron Rating Nominal*	Chlorine*	Chloramine*	Pressure Drop*
32-250-10-MATRIKX®	2 ^{3/4"} x 9 ^{3/4"} (70mm x 248mm)	5	12,000 gallons @ 1 gpm 45,500 litres @ 3.8 l/min	1,000 gallons @ 0.5 gpm 3800 litres @ 1.9 l/min	3 PSID @ 1 gpm
32-250-20-MATRIKX®	2 ^{3/4"} x 20" (70mm x 508mm)	5	24,000 gallons @ 2 gpm 91,000 litres @ 7.6 l/min	2,000 gallons @ 1 gpm 7600 litres @ 3.8 l/min	3 PSID @ 2 gpm
32-450-10-MATRIKX®	4 ^{1/2"} x 9 ^{3/4"} (114mm x 248mm)	5	36,000 gallons @ 3 gpm 136,500 litres @ 11.4 l/min	3,000 gallons @ 1.5 gpm 11,400 litres @ 5.6 l/min	4 PSID @ 3 gpm
32-450-20-MATRIKX®	4 ^{1/2"} x 20" (114mm x 508mm)	5	51,000 gallons @ 7 gpm 193,500 litres @ 26.6 l/min	6,000 gallons @ 3 gpm 22,800 litres @ 11.4 l/min	7 PSID @ 7 gpm

MATRIKX® CTO PLUS

Part Number	Size	Micron Rating Nominal*	Chlorine*	Chloramine*	VOC*	Pressure Drop*
01-250-10-MATRIKX®	2 ^{3/4"} x 9 ^{3/4"} (70mm x 248mm)	1	30,000 gallons @ 1 gpm 114,000 litres @ 3.8 l/min	2,000 gallons @ 0.5 gpm 7,600 litres @ 1.9 l/min	750 gallons @ 0.5 gpm 2,800 litres @ 1.9 l/min	5 PSID @ 1 gpm
01-250-20-MATRIKX®	2 ^{3/4"} x 20" (70mm x 508mm)	1	67,500 gallons @ 2 gpm 256,500 litres @ 7.6 l/min	4,000 gallons @ 1 gpm 15,200 litres @ 3.8 l/min	1,500 gallons @ 1 gpm 5,700 litres @ 3.8 l/min	5 PSID @ 2 gpm
01-450-10-MATRIKX®	4 ^{1/2"} x 9 ^{3/4"} (114mm x 248mm)	1	120,000 gallons @ 3 gpm 456,000 litres @ 11.4 l/min	6,000 gallons @ 1.5 gpm 22,800 litres @ 5.6 l/min	2,250 gallons @ 1.5 gpm 8,500 litres @ 5.6 l/min	7 PSID @ 3 gpm
01-450-20-MATRIKX®	4 ^{1/2"} x 20" (114mm x 508mm)	1	240,000 gallons @ 7 gpm 912,000 litres @ 26.6 l/min	12,000 gallons @ 3 gpm 45,500 litres @ 11.4 l/min	4,500 gallons @ 2 gpm 17,000 litres @ 7.6 l/min	7 PSID @ 7 gpm

MATRIKX® PB1®

Part Number	Size	Micron Rating Nominal*	Chlorine*	Chloramine*	VOC*	Lead*	Cyst*	Pressure Drop*
06-250-10-MATRIKX®	2 ^{3/4"} x 9 ^{3/4"} (70mm x 248mm)	0.5	30,000 gallons @ 1 gpm 114,000 litres @ 3.8 l/min	2,000 gallons @ 0.5 gpm 7,600 litres @ 1.9 l/min	500 gallons @ 0.5 gpm 1890 litres @ 1.9 l/min	3,750 gallons @ 0.75 gpm 14,000 litres @ 2.85 l/min	YES	12 PSID @ 1 gpm
06-250-20-MATRIKX®	2 ^{3/4"} x 20" (70mm x 508mm)	0.5	67,500 gallons @ 2 gpm 256,500 litres @ 7.6 l/min	4,000 gallons @ 1 gpm 15,200 litres @ 3.8 l/min	1,000 gallons @ 1 gpm 3780 litres @ 3.8 l/min	7,500 gallons @ 1.5 gpm 28,500 litres @ 5.6 l/min	YES	12 PSID @ 2 gpm
06-450-10-MATRIKX®	4 ^{1/2"} x 9 ^{3/4"} (114mm x 248mm)	0.5	120,000 gallons @ 3 gpm 456,000 litres @ 11.4 l/min	6,000 gallons @ 1.5 gpm 22,800 litres @ 5.6 l/min	1,500 gallons @ 1.5 gpm 5670 litres @ 5.6 l/min	12,000 gallons @ 2.5 gpm 45,500 litres @ 9.5 l/min	YES	14 PSID @ 3 gpm
06-450-20-MATRIKX®	4 ^{1/2"} x 20" (114mm x 508mm)	0.5	240,000 gallons @ 7 gpm 912,000 litres @ 26.6 l/min	12,000 gallons @ 3 gpm 45,500 litres @ 11.4 l/min	3,000 gallons @ 2 gpm 11,350 litres @ 7.6 l/min	25,500 gallons @ 5 gpm 97,000 litres @ 19 l/min	YES	14 PSID @ 7 gpm

MATRIKX® CHLORAGUARD®

Part Number	Size	Micron Rating Nominal*	Chlorine*	Chloramine*	VOC*	Pressure Drop*
36-250-10-MATRIKX®	2 ^{3/4"} x 9 ^{3/4"} (70mm x 248mm)	1	45,000 gallons @ 1 gpm 171,000 litres @ 3.8 l/min	4,000 gallons @ 0.5 gpm 15,200 litres @ 1.9 l/min	750 gallons @ 0.5 gpm 2,800 litres @ 1.9 l/min	5 PSID @ 1 gpm
36-250-20-MATRIKX®	2 ^{3/4"} x 20" (70mm x 508mm)	1	90,000 gallons @ 2gpm 342,000 litres @ 7.6 l/min	8,000 gallons @ 1 gpm 30,000 litres @ 3.8 l/min	1,500 gallons @ 1 gpm 5,700 litres @ 3.8 l/min	5 PSID @ 2 gpm
36-450-10-MATRIKX®	4 ^{1/2"} x 9 ^{3/4"} (114mm x 248mm)	1	180,000 gallons @ 3gpm 684,000 litres @ 11.4 l/min	12,000 gallons @ 1.5 gpm 45,500 litres @ 5.6 l/min	2,250 gallons @ 1.5 gpm 8,500 litres @ 5.6 l/min	7 PSID @ 3 gpm
36-450-20-MATRIKX®	4 ^{1/2"} x 20" (114mm x 508mm)	1	360,000 gallons @ 7 gpm 1,368,000 litres @ 26.6 l/min	24,000 gallons @ 3 gpm 91,000 litres @ 11.4 l/min	4,500 gallons @ 2 gpm 17,000 litres @ 7.6 l/min	7 PSID @ 7 gpm

*** NOTES:**

Performance claims are based on internal testing. Actual performance claims may vary depending on water quality, system, and application.

Housings / Filters



OMNIPURE® CARBON FILTERS



Carbon Block
(OMB934XF)

9 3/4" X 2.5" Carbon Block Filter Cartridges

Part #	Description	CASE			
		1±	20±	100±	200±
OMB934-0.5	0.5 MIC.				
OMB934-1	1 MIC.				
OMB934-1L	1 MIC. LEAD REMOVAL				
OMB934-KDF	1 MIC CARBON BLK WITH KDF 3 OZ.				
OMB934-1M-P	1 MIC. CARBON/PHOSPAHTE BLOCK				
OMB934-1ML-KDF	1 MIC LEAD/CARBON/KDF (3 OZ) BLOCK				
OMB934XF	10 MIC. CARBON BLOCK				
OMB934XF-KDF	10 MIC. CARBON/KDF (3 OZ) BLOCK				

Part #	Description	1±	20±	200±	1260±
OMB934-MAX5	10" 5M COCO CARBON BLOCK; USA				

20" X 2.5" Carbon Block Filter Cartridges

Part #	Description	CASE			
		1±	9±	45±	90±
OMB200-1M	1 MIC. CARBON BLOCK				
OMB200-1ML	1 MIC. LEAD CARBON BLOCK				
OMB200-1M-P	1 MIC. CARBON/PHOSPHATE BLOCK				
OMB200-MAX5	5 MIC. CARBON BLOCK				
OMB200XF	10 MIC. CARBON BLOCK				

GAC Filter Cartridges

Part #	Description	CASE			
		1±	25±	125±	250±
OCB934ROT40	9 3/4" X 2.5" T40 GAC COCONUT				
OCB200 T29	20" x 2.5" CENTAUR CARTRIDGE				
OCB200 T40	20" x 2.5" GAC T40 COCO CARTRIDGE				

GAC With Phosphate Filter Cartridges

Part #	Description	CASE			
		1±	20±	100±	200±
POCB934	9 3/4" X 2.5" GAC/PHOSPHATE CARTRIDGE				
POCB934-6OZ	9 3/4" X 2.5" GAC/PHOS 6OZ CARTRIDGE				
POCB200	19 3/4" X 2.5" GAC/PHOSPHATE CARTRIDGE				

10" 100% Poly Phosphate Cartridge

Part #	Description	1±	10±	50±	100±
POB934	10" x 2.5" 100% PHOSPHATE CARTRIDGE				



GAC Filter Cartridges

Housings / Filters

OMNIPURE® CL-SERIES - INLINE FILTERS



The **CL-Series**. This simple but dependable inline filter has a variety of uses including ice machines, water coolers, drinking fountains, under-the-sink applications, and as components in reverse osmosis systems.



CL-Series Filters

2" X 6" 5 Mic. Sediment Inline

Part #	Description	CASE			
		1±	50±	250±	500±
CL6PF5-A	1/8" FPT				
CL6PF5-B	1/4" FPT				
CL6PF5-C	3/8" FPT				

2" X 6" T40 GAC Acid Washed Coconut Inline

Part #	Description	CASE			
		1±	50±	250±	500±
CL6ROT40-B	1/4" FPT				
CL6ROT40-C	3/8" FPT				



CL-Series Filters

2" X 10" 5 Mic. Sediment Inline

Part #	Description	1±	CASE 25±	125±	250±
CL10PF5-A	1/8" FPT				
CL10PF5-B	1/4" FPT				
CL10PF5-C	3/8" FPT				

2" X 10" T40 GAC Acid Washed Coconut Inline

Part #	Description	1±	CASE 25±	125±	250±
CL10ROT40-B	1/4" FPT				
CL10ROT40-C	3/8" FPT				

2" X 10" GAC & Phosphate Scale Inhibitor Inline

Part #	Description	1±	CASE 25±	125±	250±
SCL10-A	GAC CARBON / PHOSPHATE 1/8" FPT				
SCL10-B	GAC CARBON / PHOSPHATE 1/4" FPT				
SCL10-C	GAC CARBON / PHOSPHATE 3/8" FPT				
SL10-B	ALL PHOSPHATE 1/4" FPT				
SL10-C	ALL PHOSPHATE 3/8" FPT				

OMNIPURE® K-SERIES - INLINE FILTERS



K-Series Filters

5 Mic. Sediment Inline

Part #	Description	1±	CASE 50±	250±	500±
K2305-JJ	2" X 6" 5 MIC SEDIMENT INLINE 1/4" FQC				
K2305-KK	2" X 6" 5 MIC SEDIMENT INLINE 3/8" FQC				

Part #	Description	1±	25±	125±	250±
K2505-JJ	2" X 10" 5 MIC SED. INLINE 1/4" FQC				
K5505-BB	2.5" X 10" 5 MIC SED. INLINE 1/4" FPT				
K5505-JJ	2.5" X 10" 5 MIC SED. INLINE 1/4" FQC				
K5605-BB	2.5" X 12" 5 MIC SED. INLINE 1/4" FPT				
K5605-JJ	2.5" X 12" 5 MIC SED. INLINE 1/4" FQC				

T40 GAC Coconut Carbon Inline

Part #	Description	1±	CASE 50±	250±	500±
K2340-JJ	6" T40 COCO CARBON INLINE; 1/4" FQC				
K2340-KK	6" T40 COCO CARBON INLINE; 3/8" FQC				

Part #	Description	1±	25±	125±	250±
K2540-JJ	2" X 10" T40 COCO CARBON INLINE; 1/4" FQC				
K2540-KK	2" X 10" T40 COCO CARBON INLINE; 3/8" FQC				

Part #	Description	1±	25±	125±	250±
K5540-BB	2.5" x 10" T40 COCO CARBON INLINE; 1/4" FPT				
K5540-CC	2.5" x 10" T40 COCO CARBON INLINE; 3/8" FPT				
K5540-JJ	2.5" x 10" T40 COCO CARBON INLINE; 1/4" FQC				
K5640-BB	2.5" x 12" T40 COCO CARBON INLINE; 1/4" FPT				
K5640-CC	2.5" x 12" T40 COCO CARBON INLINE; 3/8" FPT				
K5640-JJ	2.5" x 12" T40 COCO CARBON INLINE; 1/4" FQC				
K5640-KK	2.5" x 12" T40 COCO CARBON INLINE; 3/8" FQC				

GAC With Phosphate Inline

Part #	Description	1±	CASE 50±	250±	500±
K2386-JJ	2" X 6" GAC / PHOSPHATE 1/4" FQC				
K2386-KK	2" X 6" GAC / PHOSPHATE 3/8" FQC				
K2385-JJ	2" X 6" ALL PHOSPHATE 1/4" FQC				

Part #	Description	1±	25±	125±	250±
K2586-JJ-2 OZ.	2" X 10" GAC / PHOSPHATE 2 OZ. 1/4" FQC				
K2586-JJ	2" X 10" GAC / PHOS 60/40 4OZ 1/4" FQC				
K2586-BB-6OZ	2" X 10" T40 COCO S./ PHOS6OZ 1/4" FPT				
K5586-BB	2.5" X 10" GAC / PHOSPHATE 1/4" FPT				
K5586-JJ	2.5" X 10" GAC / PHOSPHATE 1/4" FQC				
K5586-KK	2.5" X 10" GAC / PHOSPHATE 3/8" FQC				
K5686-BB	2.5" X 12" GAC / PHOSPHATE 1/4" FPT				
K5686-JJ	2.5" X 12" GAC / PHOSPHATE 1/4" FQC				
K5686-KK	2.5" X 12" GAC / PHOSPHATE 3/8" FQC				

K-Series Connection Fittings & Codes

A = 1/8" straight female machine thread

B = 1/4" straight female machine thread

C = 3/8" straight female machine thread

J = 1/4" straight female QC

K = 3/8" straight female QC

S = 90° single female QC

T = 90° twin female QC (inlet only)



K-Series Filters

The **K-Series** filter is available in 6", 8", 10", 12" or 14" lengths manufactured in 2" or 2.5" diameters. The true benefit is that systems can be designed to incorporate the various lengths & diameters - either all the same size or intermixed - to meet specific filtration needs.

K-Series Connection Fittings & Codes

A = 1/8" straight female machine thread

B = 1/4" straight female machine thread

C = 3/8" straight female machine thread

J = 1/4" straight female QC

K = 3/8" straight female QC

S = 90° single female QC

T = 90° twin female QC (inlet only)

Phosphate - Scale Inhibitor

Part #	Description	1+	CASE 25+	125+	250+
K2585-BB	2" X 10" ALL PHOSPHATE FLTR;1/4FPT				
K2585-JJ	2" X 10" ALL PHOSPHATE FLTR;1/4QC				

GAC With KDF-55 Inlines

Part #	Description	1+	CASE 50+	250+	500+
K2350-BB	2" X 6" GAC 1/4 LBS. KDF 1/4" FPT				
K2350-CC	2" X 6" GAC 1/4 LBS. KDF 3/8" FPT				
K2356-JJ	2" X 6" ALL KDF-55 1/4" FQC				

Part #	Description	1+	25+	125+	250+
K2556-JJ	2" X 10" ALL KDF-55 1/4" FQC				
K2567-BB	2" X 10" T33/1/2 LB. KDF 1/4" FPT				
K2567-BB-1M	2" X 10" T33/1/2 LB. KDF/1MIC PAD, 1/4" F				
K2567-JJ	2" X 10" T33/1/2 LB. KDF 1/4" FQC				
K2567-KK	2" X 10" T33/1/2 LB. KDF 3/8" FQC				
K5567-BB	2.5" X 10" T33/1/2 LB. KDF 1/4" FPT				
K5567-BB-1M	2.5" X 10" T33/1/2 LB. KDF/1MIC PAD, 1/4" F				
K5668-BB	2.5" X 12" T33 GAC/1 LB. KDF 1/4" FPT				
K5668-CC	2.5" X 12" T33 GAC /1 LB. KDF 3/8" FPT				

1 Mic. Carbon Block Inline

Part #	Description	1+	CASE 50+	250+	500+
K2320-BB	2" X 6" 1/4" FPT				
K2320-JJ	2" X 6" 1/4" FQC				
K2320-KK	2" X 6" 3/8" FQC				

Part #	Description	1+	25+	125+	250+
K2520-BB	2" X 10" 1/4" FPT				
K2520-JJ	2" X 10" 1/4" FQC				
K5520-BB	2.5" X 10" 1/4" FPT				
K5520-JJ	2.5" X 10" 1/4" FQC				
K5620-BB	2.5" X 12" 1/4" FPT				

1 Mic. Carbon Block With Phosphate Scale Inhibitor

Part #	Description	1+	CASE 25+	125+	250+
K5520P-BB	2.5" X 10" 1 MIC / PHOSPHATE 1/4" FPT				
K5520P-JJ	2.5" X 10" 1 MIC / PHOSPHATE 1/4" FQC				

1 Mic. Carbon Block With Lead & Cyst. Reduction

Part #	Description	1+	CASE 25+	125+	250+
K2515-JJ	2" X 10" 1 MIC / LEAD 1/4" FQC				
K5515-BB	2.5" X 10" 1 MIC / LEAD 1/4" FPT				
K5515-JJ	2.5" X 10" 1 MIC / LEAD 1/4" FQC				
K5615-BB	2.5" X 12" 1 MIC / LEAD 1/4" FPT				
K5615-JJ	2.5" X 12" 1 MIC / LEAD 1/4" FQC				

5 mic Carbon Block Inline

Part #	Description	1+	CASE 25+	125+	250+
K5522-BB	2.5" X 10" 5 MIC 1/4" FPT				
K5622-BB	2.5" X 12" 5 MIC 1/4" FPT				

10 Mic. Carbon Block Inline

Part #	Description	1+	CASE 25+	125+	250+
K2521-BB	2" X 10" 10 MIC 1/4" FPT				
K2521-JJ	2" X 10" 10 MIC 1/4" FQC				
K2521-KK	2" X 10" 10 MIC 3/8" FQC				
K5521-BB	2.5" X 10" 10 MIC 1/4" FPT				
K5521-JJ	2.5" X 10" 10 MIC 1/4" FQC				
K5621-BB	2.5" X 12" 10 MIC 1/4" FPT				
K5621-JJ	2.5" X 12" 10 MIC 1/4" FQC				

DI Mixed Inline

Part #	Description	1+	CASE 25+	125+	250+
K2555-BB	2" X 10" DI INLINE 1/4" FPT				
K5555-BB	2.5" X 10" DI INLINE 1/4" FPT				
K5555-JJ	2.5" X 10" DI INLINE 1/4" FQC				
K5655-BB	2.5" X 12" DI INLINE 1/4" FPT				
K5655-BB-NRW37	2.5" X 12" ALL NRW37-DI 1/4" FPT				
K5655-JJ-NRW37	2.5" X 12" ALL NRW37-DI 1/4" FQC				
K5655-SS-NRW37	2.5" X 12" ALL NRW37-DI 1/4" JG 90°				



K-Series Filters

Nitrate Removal Inline

Part #	Description	1±	CASE 25±	125±	250±
K2553-BB	2" X 10" NITRATE REMOVAL A520E 1/4" F				
K2553-JJ	2" X 10" NITRATE REMOVAL A520E 1/4" Q				
K2553-KK	2" X 10" NITRATE REMOVAL A520E 3/8" Q				
K5553-BB	2.5" X 10" NITRATE CARTRIDGE 1/4" FPT				
K5553-JJ	2.5" X 10" NITRATE CARTRIDGE 1/4" FQC				

Remineralization Filters - Calcite Inline

Part #	Description	1±	CASE 25±	125±	250±
K2548-BB	2"X10" ALL CALCITE;1/4" FPT				
K2548-CC-ALLCAL	2"X10" ALL CALCITE;3/8" FPT				
K2548-JJ	2"X10" ALL CALCITE;1/4" FQC				
K2548-KK	2"X10" ALL CALCITE;3/8" FQC				

Calcite/Corosex - For Higher pH

Part #	Description	1±	CASE 25±	125±	250±
K2550-C/C-70/30-JJ	2"X10";70% CALCITE-30%COROSEX; ;1/4 JG				
K2551-C/C-JJ	2"X10";50% CALCITE-50%COROSEX; ;1/4 JG				
K2551-C/C-BB	2"X10";1/2 COR;1/2 CAL;1/4 FPT				
K2551-KK	2"X10" 1/2 CAL 1/2 COROSEX ;3/8" QC				

Activate Alumina - Fluoride Reducer

Part #	Description	1±	CASE 25±	125±	250±
K2566-BB	2"X10" ACTIVATED ALUMINA INL;1/4"FPT				

OMNIPURE® Q-SERIES - TWIST OFF FILTERS



Housings / Filters



Q-Series Filters

Sediment 2.5" Diameter

Part #	Description	1±	CASE 25±	125±	250±
Q5305	6" 5 MICRON				
Q5405	8" 5 MICRON				
Q5505	10" 5 MICRON				
Q5605	12" 5 MICRON				
Q5325	6" 25 MIC. SEDIMENT				
Q5425	8" 25 MIC. SEDIMENT				
Q5625	12" 25 MIC. SEDIMENT				

Part #	Description	1±	20±	100±	200±
Q5705	14" 5 MICRON				

T33 Acid Washed GAC 2.5" Diameter

Part #	Description	1±	CASE 25±	125±	250±
Q5333	6" T33				
Q5433	8" T33				
Q5533	10" T33				
Q5633	12" T33				

T40 Coconut Carbon GAC 2.5" Diameter

Part #	Description	1±	CASE 25±	125±	250±
Q5540	10" T40 COCONUT GAC				
Q5640	12" T40 COCONUT GAC				

1 Mic. Carbon Block 2.5" Diameter

Part #	Description	1±	CASE 25±	125±	250±
Q5320	6" 1 MIC				
Q5420	8" 1 MIC				
Q5520	10" 1 MIC				
Q5620	12" 1 MIC				

Part #	Description	1±	20±	100±	200±
Q5720	14" 1 MIC				

1 Mic. Carbon Block with Lead Removal 2.5" Diameter

Part #	Description	1±	CASE 25±	125±	250±
Q5315	6" 1 MIC WITH LEAD REMOVAL				
Q5415	8" 1 MIC WITH LEAD REMOVAL				
Q5515	10" 1 MIC WITH LEAD REMOVAL				
Q5615	12" 1 MIC WITH LEAD REMOVAL				

1 Mic. Carbon Block with Phosphate 2.5" Diameter

Part #	Description	1±	CASE 25±	125±	250±
Q5420-P	8" 1 MIC WITH PHOSPHATE				
Q5520-P	10" 1 MIC WITH PHOSPHATE				





**Easy to use
Twist Off Filters**
(No tools. No drips. No hassles)

The **Q-Series** is the ultimate "user friendly" inline filter on the market. Replacement of the spent media bed is completed in a matter of seconds by detaching the filter body from a permanent head with a twist of the wrist. The new filter body is just as easily threaded into the head and the replacement is then complete.



Q-Series Filters

Valved Head



Non-Valved Head



1 Mic. Carbon Block Lead & Phosphate 2.5" Diameter CASE

Part #	Description	1±	25±	125±	250±
Q5415-P	8" 1 MIC WITH LEAD/PHOSPHATE				
Q5515-P	10" 1 MIC WITH LEAD/PHOSPHATE				
Q5615-P	12" 1 MIC WITH LEAD/PHOSPHATE				

Part #	Description	1±	20±	100±	200±
Q5715-P	14" 1 MIC WITH LEAD/PHOSPHATE				

10 Mic. Carbon Block 2.5" Diameter CASE

Part #	Description	1±	25±	125±	250±
Q5321	6" 10 MIC				
Q5421	8" 10 MIC				
Q5521	10" 10 MIC				
Q5621	12" 10 MIC				
Q5721	14" 10 MIC				

Part #	Description	1±	20±	100±	200±
Q5721-P	14" 10 MIC WITH PHOSPHATE				

10 Mic. Carbon Block With Phosphate 2.5" Diameter CASE

Part #	Description	1±	25±	125±	250±
Q5321-P	6" 10 MIC WITH PHOSPHATE				
Q5621-P	12" 10 MIC WITH PHOSPHATE				

Part #	Description	1±	20±	100±	200±
Q5721-P	14" 10 MIC WITH PHOSPHATE				

Phosphate 2.5" Diameter CASE

Part #	Description	1±	25±	125±	250±
Q5385	6" PHOSPHATE				
Q5485	8" PHOSPHATE				

Part #	Description	1±	20±	100±	200±
Q5785	14" PHOSPHATE				

Softening Filters 2.5" Diameter CASE

Part #	Description	1±	25±	125±	250±
Q5554-C100E	10" C100E				
Q5654-C100E	12" C100E				

Part #	Description	1±	20±	100±	200±
Q5754-C100E	14" C100E				

Miscellaneous Filters 2.5" Diameter CASE

Part #	Description	1±	25±	125±	250±
Q5467	8" T33 GAC / 1/2 LB KDF				
Q5567	10" T33 GAC / 1/2 LB KDF				
Q5562	10" ALL NRW-37 DI MIXBED				
Q5655	12" MIXBED DI				
Q5662	12" ALL NRW-37; DI MIXED BED				

Valved Head - Will Shut Off Water When Filter Is Removed CASE

Part #	Description	1±	25±	125±	250±
VH1/4	1/4" FPT				
VH1/4-JG	1/4" JG				
VH3/8	3/8" FPT				

Non-Valved Head CASE

Part #	Description	1±	25±	125±	250±
NVH1/4	1/4" FPT				
NVH1/4-JG	1/4" JG				
NVH3/8	3/8" FPT				

Q-Series Valve Head O-Rings CASE

Part #	Description	1±	10±	50±	100±
H-118	Q-SERIES HEAD O-RING; LARGE				
H-011	Q-SERIES HEAD O-RING; SMALL				

Q-Series Brackets CASE

Part #	Description All White	1±	10±	50±	100±
Q-BRACKET	SINGLE Q-SERIES BRACKET; L				

Part #	Description All White	1±	10±	25±
A-A-BVG2	2 STAGE; 7 1/4" X 3"; Z STYLE			
A-BVG2	2 STAGE; 7 1/4" X 3"; Z STYLE; ELEC.P			
A-BVG3	3 STAGE; 10 1/2" X 3" Z STYLE; ELEC.P			
A-BV3	3 STAGE; 11" X 4 1/8"; U STYLE			
A-BV4	4 STAGE; 11" X 4 1/8"; U STYLE			



OMNIPURE® L-SERIES - TWIST OFF FILTERS



L-Series Filters



2.5" X 10" L-Series Filters

Part #	Description	CASE			
		1±	20±	100±	200±
L5505	2.5" X 10" 5M SED				
L5515	2.5" X 10" 1M LEAD CARBON BLOCK				
L5520	2.5" X 10" 1M CARBON BLOCK;				
L5521	2.5" X 10" 10M CARBON BLOCK				
L5533	2.5" X 10" T33 GAC				
L5586	2.5" X 10" CAR/PHOSPHATE				

2.5" X 12" L-Series Filters

Part #	Description	CASE			
		1±	20±	100±	200±
L5605	2.5" X 12" 5M SED				
L5620	2.5" X 12" 1M BLOCK				
L5615	2.5" X 12" 1M CARBON LEAD BLOCK				
L5621	2.5" X 12" 10M CARBON BLOCK				
L5633	2.5" X 12" T33 GAC				
L5686	2.5" X 12" CAR/PHOSPHATE				

Valved Head - Will Shut Off Water When Filter Is Removed

Part #	Description	CASE			
		1±	25±	125±	250±
L5-VH-JJ	1/4" FQC VALVED HEAD				
L5-VH-KK	3/8" FQC VALVED HEAD				

Non-Valved Head

Part #	Description	CASE			
		1±	25±	125±	250±
L5-NVH-JJ	1/4" FQC NON-VALVED HEAD				
L5-NVH-KK	3/8" FQC NON-VALVED HEAD				


L-Series Plastic Bracket

Part #	Description	CASE			
		1±	25±	125±	250±
L5-BRACKET	SINGLE BRACKET - PLASTIC				

Housings / Filters



OMNIPURE® E SERIES FILTERS



All Omnipure E, ELF & ELF XL filters can be ordered with the small bayonet "SB" at no extra charge. These will allow them to be used on all ELF DK7 Heads that have the underscore on the head by the inlet as well as the most popular Everpure heads on the market.



ELF DK7 head



E-Series replacement bodies are offered in 6", 8", 10", 12" and 14" lengths. Bodies are tested to withstand pressure of 125 psi and temperature of 100° F. Media service life is designed to handle up to 3,000 gallons in some models and filtration micron ratings are as low as 1 micron in other models.



E-Series Filters (Everpure Compatible)

5 Mic. Sediment Filter

Part #	Description	CASE			
		1±	20±	100±	200±
E5305	2.5" X 6"				
E5405	2.5" X 8"				
E5505	2.5" X 10"				
E5605	2.5" X 12"				
E5705	2.5" X 14"				

GAC

Part #	Description	CASE			
		1±	20±	100±	200±
E5328	2.5" X 6" T28				
E5333	2.5" X 6" T33 ACID WASHED				
E5428	2.5" X 8" T28				
E5433	2.5" X 8" T33 ACID WASHED				
E5528	2.5" X 10" T28				
E5533	2.5" X 10" T33 ACID WASHED				
E5628	2.5" X 12" T28				
E5633	2.5" X 12" T33 ACID WASHED				
E5728	2.5" X 14" T28				
E5733	2.5" X 14" T33 ACID WASHED				

GAC & Phosphate Scale Inhibitor

Part #	Description	CASE			
		1±	20±	100±	200±
E5386	2.5" X 6" GAC / PHOSPHATE 2 OZ				
E5486	2.5" X 8" GAC / PHOSPHATE 2 OZ				
E5586	2.5" X 10" GAC / PHOSPHATE 3 OZ				
E5686	2.5" X 12" GAC / PHOSPHATE 4 OZ				
E5786	2.5" X 14" GAC / PHOSPHATE 4 OZ				

10 Mic. Carbon Block

Part #	Description	CASE			
		1±	20±	100±	200±
E5321	2.5" X 6"				
E5421	2.5" X 8"				
E5521	2.5" X 10"				
E5621	2.5" X 12"				
E5721	2.5" X 14"				

1 Mic. Carbon Block

Part #	Description	CASE			
		1±	20±	100±	200±
E5320	2.5" X 6"				
E5420	2.5" X 8"				
E5520	2.5" X 10"				
E5620	2.5" X 12"				
E5720	2.5" X 14"				

1 Mic. Carbon Block With Lead & Cyst. Reduction

Part #	Description	CASE			
		1±	20±	100±	200±
E5515	2.5" X 10"				
E5615	2.5" X 12"				
E5715	2.5" X 14"				

10 Mic. Carbon Block With Scale Inhibitor

Part #	Description	CASE			
		1±	20±	100±	200±
E5321-P	2.5" X 6" 10 MIC. CARBON BLK./ PHOS.				
E5421-P	2.5" X 8" 10 MIC. CARBON BLK./ PHOS.				
E5521-P	2.5" X 10" 10 MIC. CARBON BLK./PHOS.				
E5621-P	2.5" X 12" 10 MIC. CARBON BLK./PHOS.				
E5721-P	2.5" X 14" 10 MIC. CARBON BLK./PHOS.				



E-Series Filters
(Everpure Compatible)



1 Mic. Carbon Block with Scale Inhibitor

Part #	Description
E5320-P	2.5" X 6" 1 OZ PHOSPHATE
E5420-P	2.5" X 8" 1 OZ PHOSPHATE
E5520-P	2.5" X 10" 2 OZ PHOSPHATE
E5620-P	2.5" X 12" 3 OZ PHOSPHATE
E5720-P	2.5" X 14" 4 OZ PHOSPHATE

CASE			
1±	20±	100±	200±

1 Mic. Carbon Block with Scale Inhibitor, Lead & Cyst. Reduction

Part #	Description
E5415-P	2.5" X 8"
E5515-P	2.5" X 10"
E5615-P	2.5" X 12"
E5715-P	2.5" X 14"

CASE			
1±	20±	100±	200±

ALL Phosphate

Part #	Description
E5385	2.5" X 6"
E5485	2.5" X 8"
E5585	2.5" X 10"
E5685	2.5" X 12"
E5785	2.5" X 14"

CASE			
1±	20±	100±	200±

DI Mix Bed

Part #	Description
E5455	2.5" X 8"
E5555	2.5" X 10"
E5655	2.5" X 12"

CASE			
1±	20±	100±	200±

Filter Heads

Part #	Description
ELF DK7 HEAD	ELF NON VALVE 3/8" FPT DK7
ELF VALVE HEAD P4	ELF VALVED HEAD P4; 1/4" JG
ELF VALVED HEAD P6 DK7	ELF VALVED HEAD P6; 3/8" JG
ELF NON VALVED P6 DK7	ELF NON VALVE HEAD P6; 3/8" JG

CASE			
1±	20±	100±	200±

Brackets

Part #	Description
ELF BRACKET	E & Q BRACKET [PLASTIC] W/SCREWS
ELF BRACKET-P HEAD	ELF Metal Bracket for Valved Heads w/Screws

CASE			
1±	10±	50±	100±

Housings / Filters



OMNIPURE® ELF SERIES FILTERS



All Omnipure E, ELF & ELF XL filters can be ordered with the small bayonet "SB" at no extra charge. These will allow them to be used on all ELF DK7 Heads that have the underscore on the head by the inlet as well as the most popular Everpure heads on the market.



ELF Filters (Large Format)

Part #	Description	CASE			
		1±	12±	60±	120±
ELF 1M	4" X 12.5" 1M CARBON BLOCK				
ELF 1ML	4" X 12.5" 1M LEAD REDUCTION				
ELF 1ML-KDF	4" X 12.5" 1M BLOCK / KDF-55/ LEAD RED.				
ELF 1ML-AM	4" X 12.5" 1M ALGION ANTIMICROBIAL				
ELF 1M-KDF	4" X 12.5" 1M BLOCK W/KDF				
ELF 1M-P	4" X 12.5" 1M CARBON BK W/PHOS				
ELF 1M-P KDF	4" X 12.5" 1M CARBON BK W/PHOS & KDF				
ELF 1M-P-W	4" X 12.5" 1M CAR BK W/PHOS & SED WRAP				
ELF 1M-SILVER	4" X 12.5" 1M CARBON BLOCK; SILVER IMP.				
ELF 1ML-P	4" X 12.5" 1M LEAD BLOCK W/PHOSPHATE				
ELF 1ML-SILVER	4" X 12.5" 1M LEAD BLOCK; SILVER IMP.				
ELF 5M	4" X 12.5" 5M CARBON BLOCK				
ELF 5M-KDF-P	4" X 12.5" 5M CARBON BK W KDF/PHOS				
ELF 5M-P	4" X 12.5" 5M CARBON BK W/PHOS				
ELF 5MSED	4" X 12.5" 5M SEDIMENT FILTER				
ELF 10M	4" X 12.5" 10M CARBON BLOCK				
ELF 10M-P	4" X 12.5" 10M CARBON BK W/PHOS				
ELF C-249	4" X 12.5" ALL C-249 RESIN				
ELF PHOS	4" X 12.5" ALL PHOSPHATE				
ELF T33	4" X 12.5" GAC-T33				
ELF T40	4" X 12.5" COCONUT GAC-T40				

Filter Heads

Part #	Description	CASE			
		1±	20±	100±	200±
ELF DK7 HEAD	ELF NON VALVE 3/8" FPT DK7				
ELF VALVE HEAD P4	ELF VALVED HEAD P4; 1/4" JG				
ELF VALVED HEAD P6 DK7	ELF VALVED HEAD P6; 3/8" JG				
ELF NON VALVED P6 DK7	ELF NON VALVE HEAD P6; 3/8" JG				

Brackets

Part #	Description	CASE			
		1±	10±	50±	100±
ELF BRACKET	E & Q BRACKET [PLASTIC] W/SCREWS				
ELF BRACKET-P HEAD	ELF Metal Bracket for Valved Heads w/Screws				

(ELF BRACKET-P HEAD)




Example Installation
(ELF BRACKET-P HEAD)

Housings / Filters



OMNIPURE® ELF XL SERIES FILTERS



All Omnipure E, ELF & ELF XL filters can be ordered with the small bayonet "SB" at no extra charge. These will allow them to be used on all ELF DK7 Heads that have the underscore on the head by the inlet as well as the most popular Everpure heads on the market.



(ELF BRACKET-P HEAD)

ELF XL Filters

Part #	Description	CASE			
		1±	6±	30±	60±
ELF XL .5M	4" X 15" .5M CARBON BLOCK				
ELF XL 1M	4" X 15" 1M CARBON BLOCK				
ELF XL 1M-P	4" X 15" 1M CARBON BLOCK W/PHOS.				
ELF XL 1M-AM	4" X 15" 1M CARBON B. W/ ANTIBACTERIAL				
ELF XL 1ML	4" X 15" 1M LEAD BLOCK				
ELF XL 1ML-KDF	4" X 15" 1M LEAD BLOCK W/KDF; H-300				
ELF XL 1ML-P	4" X 15" 1M LEAD BLOCK W/PHOS. H-104				
ELF XL CHLORBLOCK	4" X 15" 1M CHLORAMINE BLOCK				
ELF XL 5M	4" X 15" 5M CARBON BLOCK				
ELF XL 5M-P	4" X 15" 5M CARBON BLOCK W/PHOS.				
ELFXL5MSED	4 X 15" 5M SED/ ELF SERIES				
ELF XL 10M	4" X 15" 10M CARBON BLOCK				
ELF XL 10M-P	4" X 15" 10M CARBON BLOCK W/PHOS.				
ELF XL NRW-37	4" X 15" 100% NRW-37 RESIN				
ELFXL-1/2-C249-1/2GAC	4" X 15" ELFXL 1/2 C-249 1/2 GAC				
ELF XL T40	4" X 15" T40 COCO GAC FILTER				

Filter Heads

Part #	Description	CASE			
		1±	20±	100±	200±
ELF DK7 HEAD	ELF NON VALVE 3/8" FPT DK7				
ELF VALVE HEAD P4	ELF VALVED HEAD P4; 1/4" JG				
ELF VALVED HEAD P6 DK7	ELF VALVED HEAD P6; 3/8" JG				
ELF NON VALVED P6 DK7	ELF NON VALVED HEAD P6; 3/8" JG				

Brackets

Part #	Description	CASE			
		1±	10±	50±	100±
ELF BRACKET	E & Q BRACKET [PLASTIC] W/SCREWS				
ELF BRACKET-P HEAD	ELF Metal Bracket for Valved Heads w/Screws				

Housings / Filters

OMNIPURE® ELF EXT CAP SERIES FILTERS



These will fit most popular Everpure heads on the market along with DK7 Heads that have the underscore.



EXT ELF Cap Filters

Part #	Description	CASE			
		1±	12±	60±	120±
ELF EXT 1M-P	ELF EXT CAP-1 M C/B W/ PHOS. (SM. BAYONET)				
ELF EXT 1ML-SMS	EXT SB 1M LEAD BLOCK; 2X SMS WRAP				
ELF EXT 5M	ELF EXT CAP-5 M C/B (SMALL BAYONET)				
ELF EXT 5M-P	ELF EXT CAP-5 M C/B W/PHOS. (SM. BAYONET)				
ELF EXT 10ML-KDF-SMS	EXT SB 10M LEAD BLOCK;KDF;SMS WRAP				
ELF EXT 10ML-KDF-W	EXT 4" X 12" SB 10M LEAD BL. W/KDF & WRAP				
ELF EXT 10ML-SMS	EXT SB 10M LEAD BLOCK; 2X SMS WRAP				

Part #	Description	CASE			
		1±	6±	30±	60±
ELF EXT CAP 10M WRAP	10 M CARBON BLOCK				
ELF EXT CAP 10M-P WRAP	10 M CARBON BLOCK W/ PHOSPHATE				

Part #	Description	CASE			
		1±	12±	60±	120±
ELF EXT XE DK7	ELF EXT 4"X12" SB EMPTY; NO MEDIA VESSEL				

Filter Heads

Part #	Description	CASE			
		1±	20±	100±	200±
ELF DK7 HEAD	ELF NON VALVE 3/8" FPT DK7				
ELF VALVE HEAD P4	ELF VALVED HEAD P4; 1/4" JG				
ELF VALVED HEAD P6 DK7	ELF VALVED HEAD P6; 3/8" JG				
ELF NON VALVED P6 DK7	ELF NON VALVE HEAD P6; 3/8" JG				

Brackets

Part #	Description	CASE			
		1±	10±	50±	100±
ELF BRACKET	E & Q BRACKET [PLASTIC] W/SCREWS				
ELF BRACKET-P HEAD	ELF Metal Bracket for Valved Heads w/Screws				



ALKALINE FILTERS



This true Alkaline filter offers premium filtration medias that emit Far Infrared Rays, increases pH, and will give your water a refreshing mineral flavor!

Alkaline Filters

Part #	Description	1±	CASE		
ALKALINE-2510	2.5" X 9 3/4" ALKALINE FILTER; 0.5 GPM; 1000 GAL	1±	24±	125±	
ALKALINE-INLINE	2.5" X 10" ALKALINE INLINE; 1/4 FPT; 0.5 GPM; 1000GAL	1±	25±	125±	
QMPKC300-ALK	10" ALKALINE CARTRIDGE	1±	6±	30±	
QMPALKA20	20" x 2.5" ALKALINE CARTRIDGE	1±	9±	45±	90±
QMPALKA10BB	10" BB ALAKLINE CARTRIDGE	1±	6±	30±	60±
QMPALKA20BB	20" BB ALAKLINE CARTRIDGE	1±	6±	30±	60±

Housings / Filters

ARIES® SPECIALTY FILTERS



2.5" x 10" Specialty Filters



Aries® Specialty Filters

Part #	Description	1±	12±	60±	120±
AF-10-2010	1/2 LB KDF/GAC CARTRIDGE				
AF-10-2011	1 LB KDF/GAC CARTRIDGE				
AF-10-2115	1.5 LB KDF/GAC CARTRIDGE				
AF-10-2125	2.5 LB KDF/GAC CARTRIDGE				
AF-10-2013	3.0 LB KDF/GAC				
AF-10-2014	4.0 LB KDF/COCO GAC				
AF-10-2210	1/2 LB KDF-85/GAC				
AF-10-2211	1 LB KDF-85/GAC				
AF-10-2025	2.5 LB ALL KDF CARTRIDGE				
AF-10-2054	4 LB ALL KDF CARTRIDGE				
AF-10-3310	1 LB PHOSPHATE/GAC				
AF-10-3328	1 LB PHOSPHATE CARTRIDGE				
AF-10-3321	1.5 LB PHOSPHATE				
AF-10-3322	2 LB PHOSPHATE				
AF-10-3231	100% CALCITE CARTRIDGE				
AF-10-4209	50% CALCITE/50% GAC				
AF-10-3232	50% CALCITE/50% COROSEX				
AF-10-3690	ACTIVATED ALUMINA CARTRIDGE				
AF-10-3695	ARSENIC REMOVAL CARTRIDGE				
AF-10-1053	CENTAUR; H2S REMOVAL CARTRIDGE				
AF-10-3207	CHLORIDE/SULFATE REMOVAL				
AF-10-4030	DI MIX BED 3; COLOR CHANGE				
AF-10-4010	DI MIX BED CARTRIDGE; CLEAR				
AF-10-3400	MANGANESE GREENSAND CARTRIDGE				
AF-10-3610	NITRATE REMOVAL CARTRIDGE				
AF-10-3622	ORGANIC/TANNIN CARTRIDGE				
AF-10-4080	PREMIUM: TASTE/ODOR/HEAVY METAL				
AF-10-3003	SOFTENING CARTRIDGE				
AF-10-3000	SOFTENING CARTRIDGE; CLEAR				



Aries® Specialty Filters

4.5" x 10" BB Speciality Filters

Part #	Description	1+	8+	40+	80+
AF-10-2115-BB	1.5 LB KDF/GAC CARTRIDGE				
AF-10-2013-BB	3 LB KDF/GAC CARTRIDGE				
AF-10-2015-BB	5 LB KDF/GAC CARTRIDGE				
AF-10-2212-BB	2 LB KDF-85/COCO GAC				
AF-10-2213-BB	3 LB KDF-85/GAC				
AF-10-3314-BB	4 LB ALL PHOSPHATE				
AF-10-2055-BB	5 LB ALL KDF CARTRIDGE				
AF-10-2060-BB	10 LB ALL KDF CARTRIDGE				
AF-10-3231-BB	100% CALCITE CARTRIDGE				
AF-10-3232-BB	50% CALCITE/50% COROSEX				
AF-10-3690-BB	ACTIVATED ALUMINA CARTRIDGE				
AF-10-3695-BB	ARSENIC REMOVAL CARTRIDGE				
AF-10-1042-BB	CATALYTIC CARBON				
AF-10-4000-BB	DI MIX BED DRINKING CARTRIDGE				
AF-10-4010-BB	DI MIXBED 2 CARTRIDGE				
AF-10-1046-BB	GAC CARTRIDGE				
AF-10-3610-BB	NITRATE SELECTIVE FILTER				
AF-10-3622-BB	ORGANIC/TANNIN				
AF-10-4080-BB	PREMIUM; TASTE/ODOR/HEAVY METAL				
AF-10-3003-BB	SOFTENING CARTRIDGE				

2.5" x 20" Speciality Filters

Part #	Description	1+	9+	45+	90+
AF-20-2011	1 LB KDF/GAC CARTRIDGE				
AF-20-2125	2.5 LB KDF/GAC CARTRIDGE				
AF-20-2115	1.5 LB KDF CARTRIDGE				
AF-20-2211	1 LB KDF-85/GAC				
AF-20-2212	2 LB KDF-85/GAC				
AF-20-2014	4 LB KDF CARTRIDGE				
AF-20-3302	4 OZ. PHOSPHATE/GAC				
AF-20-3310	1 LB. PHOSPHATE/GAC				
AF-20-3314	4 LB ALL PHOSPHATE				
AF-20-3231	100% CALCITE CARTRIDGE				
AF-20-3232	50% CALCITE/50% COROSEX				
AF-20-3690	ACTIVATED ALUMINA CARTRIDGE				
AF-20-3695	ARSENIC REMOVAL CARTRIDGE				
AF-20-4000	DI 4 MIXBED/GAC CARTRIDGE				
AF-20-4010	DI MIXED BED CARTRIDGE; BLUE				
AF-20-3610	NITRATE SELECTIVE FILTER				
AF-20-3622	ORGANIC TANNIN REMOVAL CART				
AF-20-4080	PREMIUM: TASTE/ODOR/HEAVY METAL				
AF-20-3003	SOFTENING CARTRIDGE				
AF-20-3000	SOFTENING CARTRIDGE; BLUE				

4.5" x 20" BB Speciality Filters

Part #	Description	1+	4+	20+	40+
AF-20-2011-BB	1 LB KDF/GAC CARTRIDGE				
AF-20-2115-BB	1.5 LB KDF/GAC CARTRIDGE				
AF-20-2212-BB	2 LB KDF-85/GAC				
AF-20-2125-BB	2.5 LB KDF-55/GAC				
AF-20-2215-BB	5 LB KDF-85/GAC				
AF-20-2013-BB	3 LB KDF/GAC CARTRIDGE				
AF-20-2014-BB	4 LB KDF/GAC CARTRIDGE				
AF-20-2015-BB	5 LB KDF/GAC CARTRIDGE				
AF-20-3318-BB	8 LB ALL PHOSPHATE				
AF-20-3231-BB	100% CALCITE				
AF-20-3232-BB	50% CALCITE/ 50% COROSEX				
AF-20-3690-BB	ACTIVATED ALUMINA				
AF-20-3695-BB	ARSENIC REMOVAL CARTRIDGE				
AF-20-1042-BB	CATALYTIC CARBON				
AF-20-1046-BB	COCO GAC				
AF-20-4010-BB	DI MIXBED 2 CARTRIDGE				
AF-20-3400-BB	GREENSAND				
AF-20-3630-BB	HEAVY METAL				
AF-20-3610-BB	NITRATE SELECTIVE				
AF-20-4080-BB	PREMIUM: TASTE/ODOR/HEAVY METAL				
AF-20-3003-BB	SOFTENING CARTRIDGE				

Housings / Filters



PENTAIR® SPECIALTY FILTERS



PENTEK

The PCC-1 cartridge is designed to fit in: #10 Standard filters only.

The PPC212 cartridge is designed to fit: PENTEK® #10 Standard or Slim Line® filter housings.

10" Deionization PCF1-10MB (155273-43)



20" Big Blue® Iron Reduction RFFE20-BB (155263-43)



In-Line Filter (155348-22)



10" Poly Phosphate Crystals - Scale Inhibitor

Part #	Description	1±	6±	30±	60±
155100-43	PCC-1 PHOSPHATE CRYSTAL CART.				
155248-43	PPC212 PHOSPHATE CART.(12 OZ)				

Chloramine Reduction Carbon Cartridges

Part #	Description	1±	12±	60±	120±
255416-43	CHLORPLUS 10 CARBON BLOCK (10" x 2.5")				
255417-43	CHLORPLUS 20 CARBON BLOCK (20" x 2.5")				
355752-43	CHLORPLUS-BB CARBON BLOCK (10"BB)				
355753-43	CHLORPLUS 20BB CARBON BLOCK (20"BB)				

Water Softening

Part #	Description	1±	6±	30±	60±
155320-43	WS-20 SOFTENER RESIN CARTRIDGE				
155321-43	WS-20BB SOFTENER RESIN CART				

Deionization

Part #	Description	1±	6±	30±	60±
155273-43	PCF1-10MB FDA D.I. RESIN (10")				
155274-43	PCF1-20MB; FDA D.I. RESIN (20")				
155281-43	BBF1-20MB FDA DI RESIN (20"BB)				

20" Big Blue® Iron Reduction

Part #	Description	1±	4±	20±	40±
155263-43	RFFE20-BB; RADIAL FLOW IRON RED.				

In-Line Filter

Part #	Description	1±	48±	240±	480±
155348-22	IC-101; ICEMAKER FILTER				

Empty Cartridges

Part #	Description	1±	25±	125±	250±
155165	GAC-20; EMPTY CARTRIDGE				
155154	GAC-BB; EMPTY CARTRIDGE				
155255	GAC20-BB; EMPTY CARTRIDGE				

Cartridge Couplers

Part #	Description	1±	10±	50±	100±
155003	CARTRIDGE COUPLER				
144229	CARTRIDGE COUPLER; BIG BLUE				

EMPTY REFILLABLE CARTRIDGES

Empty Refillable Cartridges

Part #	Description	1±	50±	250±
ECIN-2010-C	2" x 10" EMPTY CART.; CLEAR INLINE			
ECIN-2010-W	2" x 10" INLINE SHELL; WHITE W/PAD			
RC-W-975-50	2.5" x 10" EMPTY CART.; WHITE/WHITE (FI-EC10W)			
RC-C-20	2.5" x 20" EMPTY CLEAR			
RC-C-BB-975	4.5" x 10"BB EMPTY CLEAR			
RC-C-BB-20	4.5" x 20"BB EMPTY CLEAR			
RC-W-BB-20	4.5" x 20"BB EMPTY WHITE			



CULLIGAN COMPATIBLE FILTERS



Culligan® Pre-Filter
(RS-23-SED5)

Culligan Compatible Filters (Fits All AC & H Series Units)

Part #	Description	1±	CASE 25±	125±	250±
FXCUL12CL2	CULLIGAN 10UM CARBON BLOCK				
SC1215105	PRE-FILTER; 5 MIC.				
SC1216110	PRE-CARBON; COCONUT CARBON BLOCK				



Culligan® Pre-Carbon Block
(32-175-050-100)

Part #	Description	1±	CASE 36±	180±	360±
RS-23-SED5	PRE-FILTER; 5 MIC.				
32-175-050-100	PRE-CARBON; CARBON BLOCK				



Culligan® GAC Pre-Carbon
(S7025-C)

Part #	Description	1±	CASE 24±	240±	
S7025-C	PRE-CARBON; GAC				



Culligan® Post Carbon GAC
(CL6ROT40-B)

Part #	Description	1±	CASE 50±	250±	500±
CL6ROT40-B	POST CARBON; 2" X 6" T40 GAC; 1/4" FPT				
CL6ROT40-C	POST CARBON; 2" X 6" T40 GAC; 3/8" FPT				
K2340-JJ	POST CARBON; 2" X 6" T40 GAC; 1/4" FQC				
K2340-KK	POST CARBON; 2" X 6" T40 GAC; 3/8" FQC				

Culligan Compatible - Membrane Elements, Dry

Part #	Description	1±	CASE 25±	125±	
ACT-36	CULLIGAN TFM-36 [FITS H8/83 AC15, AC30]				
ACT-50	CULLIGAN TFM-50 [FITS H8/83 AC15, AC30]				

Housings / Filters

ECO WATER COMPATIBLE FILTER



Eco Water Compatible

Eco Water Compatible Filter

Part #	Description	1±	CASE 25±	250±	625±
FXWF-1000	ECOWATER/KENMORE COMPATIBLE				

HYDROTECH ORIGINAL & COMPATIBLE FILTERS



Hydrotech® Pre-Filter
(RS-22-SED5)

Hydrotech & Microline [Clack] Compatible Filters

Part #	Description	1±	CASE 25±	125±	250±
FXHTC11CL2	HYDROTECH/CLACK 10UM CARBON BLOCK				
SC1115105	PRE-FILTER; 5 MIC				
SC1116110	PRE & POST; COCONUT CARBON BLOCK				



Hydrotech® Pre & Post
Carbon Block
(RS-22-CB5-EB)

Part #	Description	1±	CASE 36±	180±	360±
RS-22-SED5	PRE-FILTER; 5 MIC				
RS-22-CB5-EB	PRE & POST; CARBON BLOCK				



Hydrotech® Filter
(414-000-09)

Hydrotech Original Filters

Part #	Description	1±	CASE 24±	120±	
414-000-08	HYDROTECH SEDIMENT FILTER				

Part #	Description	1±	CASE 50±	100±	
414-000-09	HYDROTECH CARBON BLOCK FILTER				



Hydrotech® Membrane
(33001068)

Hydrotech Original Membranes

Part #	Description	1±	CASE 10±	25±	50±
414-000-02	15 GPD CTA				
414-000-04	15 GPD TFC				
33001068	25 GPD TFC				
414-000-06	36 GPD TFC				
33001033	50 GPD TFC				



MERLIN ORIGINAL FILTERS



(3038333)

Merlin Filters

Part # 1266690 **Description** MERLIN 10um SEDIMENT PREFILTER

1± **15±** **75±**



(FX17CL2)

Part # 3038333 **Description** REPLACEMENT CARBON PREFILTER

1± **20±** **100±**



(4000569)

Part # FX17CL2 **Description** MERLIN GREEN BLOCK 2.5"X 17" 10UM

1± **25±** **125±** **250±**



(255526-43)

Part # 4000569 **Description** REPLACEMENT MEMBRANE ELEMENT

1± **8±** **40±** **80±**

Part # 255526-43 **Description** REPLACEMENT CARBON POST FILTER

1± **12±** **120±** **240±**

MICROLINE ORIGINAL FILTERS



(S-7011)

Microline Original Filters

Part # S-7011 **Description** 5MIC SED. FILTER

1± **24±** **120±** **240±**



(S-7025)

Part # S-7025 **Description** GAC FILTER



(S-7028)

Part # S-7028 **Description** CARBON BLOCK FILTER



(S-1224RS)

Microline Original Membranes

Part # S-1224RS **Description** 14 GPD CTA
S-1227RS 25 GPD TFC
S-1229RS 50 GPD TFC

1± **10±** **25±** **50±**

PuROTwist FILTERS



(Q5605)

PuROTwist Filters

Part # Q5605 **Description** 12" 5 MICRON
Q5640 12" T40 COCONUT GAC
TQ56-36FC/NSF Q TFC 36 GPD NSF ENC. MEMBRANE W/ FC
TQ56-50FC Q TFC 50 GPD ENC. MEMBRANE W/550 ML FC

1± **25±** **125±** **250±**

RAINSOFT COMPATIBLE FILTERS



Rainsoft Compatible Filter
(32-250-10-MATRIKX(R))

Rainsoft Compatible Filters

Part # 32-250-10-MATRIKX(R) **Description** 10" x 2.5" Matrikx® CTO 5 MIC. Chlor. Taste/Odor

1± **20±** **100±** **200±**

Part # CL6ROT40-B **Description** POST CARBON;2"X6" T33 GAC;1/4"FPT(9798)

1± **50±** **250±** **500±**



Rainsoft Compatible
(TFC-RS9-12)

Rainsoft Compatible Membranes

Part # TFC-RS9-12 **Description** TFC 12 GPD (FITS:9565, 9591, 9594,13016)
TFC-RS9-22 TFC 22 GPD (FITS:9568, 9596)
TFC-RS9-36 TFC 36 GPD
TFC-RS9-50 TFC 50 GPD

1± **25±** **125±**



WATER FACTORY/CUNO SQC ORIGINAL & COMPATIBLE FILTERS



CUNO® SQC Series
(PSQC-1)

Water Factory / CUNO SQC Series Compatible Filters

Part #	Description	1±	6±	30±	60±
PSQC-1	SEDIMENT PREFILTER				
PSQC-2	SED/CARB PREFILTER				
PSQC-3	GAC CARBON FILTER				
PSQC-4	CARBON BLOCK FILTER				
PSQC-5	35 GPD RO MEMBRANE				



CUNO® Water Factory Filter
(47-55702G2)

Water Factory / CUNO Original Filters

Part #	Description	1±	20±	100±	200±
47-55702G2	SQC SEDIMENT				
47-55704G2	SQC GAC				
47-55706G2	SQC SED/GAC COMBO				

Water Factory / CUNO Original Membranes


Part #	Description	1±	10±	25±	50±
66-4706G-2	SQC 36 GPD TFC				

H2O INTERNATIONAL® SHOWER FILTERS



H2O International® Shower Filter Heads with chlorine removal system provide you with a simple, effective way to remove this contaminant and improve your shower experience.

H2O International® Shower Filter Heads with chlorine removal system remove up to 99% of harmful chlorine through an advanced medium that utilizes the oxidation and reduction of ions, known as redox. This revolutionary process safely and effectively decreases the amount of chlorine found in shower water, where it has its most hazardous effects - making water safer and gentler for everyday use.



Deluxe Shower Filters - 5 Spray

Part #	Description	1±	16±	64±	128±
SH-SN-5	5-SPRAY W/KDF; SATIN NICKEL				
SH-WH-5	5-SPRAY W/KDF; WHITE				
SH-CPG-5	5-SPRAY W/KDF; CHROME				

Part #	Description	1±	32±	64±	128±
SH-FILTER	REPLACEMENT SHOWER FILTER CART.				

Hand Held Shower Filters

Part #	Description	1±	36±	72±	144±
SHH-IL-SN	INLINE FILTER FOR HH SHOWER HEAD ; SATIN				
SHH-IL-CP	INLINE FILTER FOR H.H. SHOWER HEAD; CHROME				
IL-FILTER	REPLACEMENT FILTER FOR SSH-IL-CP				

Shower Filters - Single Spray

Part #	Description	1±	32±	64±	128±
SH-CP-1	W/KDF; CHROME				



(SHH-IL-CP)



(IL-FILTER)



QMP® SHOWER FILTERS



QMP Shower Filters

Part #	Description
QMP540	W/CHROME HEAD
QMP540-W/O HEAD	NO HEAD

	CASE			
	1±	10±	50±	100±



QMP® Shower Filter (QMP540)

SPRITE® SHOWER FILTERS



Handheld Shower w/Hose (HHE-CM)



Sprite® H/O Shower Filter Head (HO2-CM-M)



Sprite® Shower Filter (SR-WH-M)

Sprite Shower Filters


Part #	Description
HHE-CM	HANDHELD SHOWER; W/HOSE; CHROME
HH-WH	HANDHELD SHOWER; W/HOSE; WHITE
HHC-2	HANDHELD FILTER CARTRIDGES; (2PK)
HO2-CM-M	SPRITE H/O SHOWER FILTER & HEAD; CHROME
HOC	H/O REPLACEMENT CARTRIDGE
SLC	SL REPLACEMENT CARTRIDGE
SR-WH-M	DUAL-ACTION SHOWER FILTER; W/HEAD

	CASE		
	1±	5±	12±

Housings / Filters



FITTINGS, R.O. & FILTER COMPONENTS



Fittings / Components



JOHN GUEST® FITTINGS

ACETAL Fittings have Nitrile/Buna O-Rings. For higher Chlorine resistance use POLYPROPYLENE Fittings with EPDM O-Rings, Black fittings inhibit UV.

AN RWC BRAND



Installation & Service Kit



Male Connector NPTF

Call for John Guest® parts not listed

Installation & Service Kit

Part #	Description	1+	4+	10+	20+
KIT-ISRK	INSTALLATION & SERVICE KIT				
KIT-ISRKE	INSTALLATION & SERVICE KIT BLACK				

Male Connector

Part #	Description	1+	100+	500+	1000+
PI010821S	1/4" JG X 1/8" NPT - ACETAL GREY				
CI010821W	1/4" JG X 1/8" NPT - ACETAL WHITE				
PP010821E	1/4" JG X 1/8" NPT - POLYPRO BLACK				
PP010821W	1/4" JG X 1/8" NPT - POLYPRO WHITE				
PI010822S	1/4" JG X 1/4" NPT - ACETAL GREY				
PP010822W	1/4" JG X 1/4" NPT - POLYPRO WHITE				
PP010822E	1/4" JG X 1/4" NPT - POLYPRO BLACK				
CI010822W	1/4" JG X 1/4" NPT - ACETAL WHITE				
PP010824W	1/4" JG X 1/2" NPT - ACETAL WHITE				
PI010823S	1/4" JG X 3/8" NPT - ACETAL GREY				
CI010823W	1/4" JG X 3/8" NPT - ACETAL WHITE				
PP010823E	1/4" JG X 3/8" NPT - POLYPRO BLACK				
PP010823W	1/4" JG X 3/8" NPT - POLYPRO WHITE				
PI011221S	3/8" JG X 1/8" NPT - ACETAL GREY				
PI011222S	3/8" JG X 1/4" NPT - ACETAL GREY				
PP011222W	3/8" JG X 1/4" NPT - POLYPRO WHITE				
PP011222E	3/8" JG X 1/4" NPT - POLYPRO BLACK				
CI011222W	3/8" JG X 1/4" NPT - ACETAL WHITE				
PI011223S	3/8" JG X 3/8" NPT - ACETAL GREY				
PP011223W	3/8" JG X 3/8" NPT - POLYPRO WHITE				
PI011224S	3/8" JG X 1/2" NPT - ACETAL GREY				
PP011224E	3/8" JG X 1/2" NPT - POLYPRO BLACK				
PP011224W	3/8" JG X 1/2" NPT - POLYPRO WHITE				
PI011623S	1/2" JG X 3/8" NPT - ACETAL GREY				
PP011623W	1/2" JG X 3/8" NPT - POLYPRO WHITE				
PI011624S	1/2" JG X 1/2" NPT - ACETAL GREY				
PP011624W	1/2" JG X 1/2" NPT - POLYPRO WHITE				
PI012026S	5/8" JG X 3/4" NPT - ACETAL GREY				

Union Tee

Part #	Description	1+	100+	500+	1000+
PI0208S	1/4" JG - ACETAL GREY				
CI0208W	1/4" JG - ACETAL WHITE				
PP0208E	1/4" JG - POLYPRO BLACK				
PP0208W	1/4" JG - POLYPRO WHITE				
PI0212S	3/8" JG - ACETAL GREY				
CI0212W	3/8" JG - ACETAL WHITE				
PP0212E	3/8" JG - POLYPRO BLACK				
PP0212W	3/8" JG - POLYPRO WHITE				
PI0216S	1/2" JG - ACETAL GREY				
PP0216W	1/2" JG - POLYPRO WHITE				



Union Tee

Reducing Tee

Part #	Description [JG x JG x Branch]	1+	100+	500+	1000+
PP30121208W	3/8" JG X 3/8" JG X 1/4" - POLYPRO WHITE				
PI301208S	3/8" JG X 3/8" JG X 1/4" - ACETAL GREY				
PP30120812W	3/8" JG X 1/4" JG X 3/8" - POLYPRO WHITE				
PI301612S	1/2" JG X 1/2" JG X 3/8" - ACETAL GREY				
PP301612W	1/2" JG X 1/2" JG X 3/8" - POLYPRO WHITE				



Reducing Tee



Stackable Tee

Stackable Tee

Part #	Description	1+	100+	150+	300+
PP531212W	3/8" JG X 3/8" JG X 3/8" STEM - POLYPRO WHITE				

Fixed Tee Adapter

Part #	Description	1+	100+	150+	300+
PP641223W	3/8" JG X 3/8" JG X 3/8" NPT - POLYPRO WHITE				



Fixed Tee Adapter

Union Elbow

Part #	Description	1+	100+	500+	1000+
PI0308S	1/4" JG - ACETAL GREY				
CI0308W	1/4" JG - ACETAL WHITE				
PP0308E	1/4" JG - POLYPRO BLACK				
PP0308W	1/4" JG - POLYPRO WHITE				
PI0312S	3/8" JG - ACETAL GREY				
CI0312W	3/8" JG - ACETAL WHITE				
PP0312E	3/8" JG - POLYPRO BLACK				
PP0312W	3/8" JG - POLYPRO WHITE				
PI0316S	1/2" JG - ACETAL GREY				



Union Elbow

Fittings / Components



ACETAL Fittings have Nitrile/Buna O-Rings. For higher Chlorine resistance use POLYPROPYLENE Fittings with EPDM O-Rings, Black fittings inhibit UV.

AN RWC BRAND




Fixed Elbow

Call for John Guest®
parts not listed



Reducing Elbow



Plug In / Stem Elbow



Union Connector



Reducing Union

Fixed Elbow

Part #	Description	1+	100+	500+	1000+
PI480821S	1/4" JG X 1/8" NPT - ACETAL GREY				
CI480821W	1/4" JG X 1/8" NPT - ACETAL WHITE				
PP480821E	1/4" JG X 1/8" NPT - POLYPRO BLACK				
PP480821W	1/4" JG X 1/8" NPT - POLYPRO WHITE				
PI480822S	1/4" JG X 1/4" NPT - ACETAL GREY				
CI480822W	1/4" JG X 1/4" NPT - ACETAL WHITE				
PP480822E	1/4" JG X 1/4" NPT - POLYPRO BLACK				
PP480822W	1/4" JG X 1/4" NPT - POLYPRO WHITE				
PI480823S	1/4" JG X 3/8" NPT - ACETAL GREY				
CI480823W	1/4" JG X 3/8" NPT - ACETAL WHITE				
PP480823E	1/4" JG X 3/8" NPT - POLYPRO BLACK				
PP480823W	1/4" JG X 3/8" NPT - POLYPRO WHITE				
PI481222S	3/8" JG X 1/4" NPT - ACETAL GREY				
CI481222W	3/8" JG X 1/4" NPT - ACETAL WHITE				
PP481222E	3/8" JG X 1/4" NPT - POLYPRO BLACK				
PP481222W	3/8" JG X 1/4" NPT - POLYPRO WHITE				
PI481223S	3/8" JG X 3/8" NPT - ACETAL GREY				
PP481223E	3/8" JG X 3/8" NPT - POLYPRO BLACK				
PP481223W	3/8" JG X 3/8" NPT - POLYPRO WHITE				
PI482024S	5/8" JG X 1/2" NPT - ACETAL GREY				

Reducing Elbow

Part #	Description	1+	100+	500+	1000+
PI211208S	3/8" JG X 1/4" JG - ACETAL GREY				
PP211208W	3/8" JG X 1/4" JG - POLYPRO WHITE				
PI211612S	1/2" JG X 3/8" JG - ACETAL GREY				
PP211612W	1/2" JG X 3/8" JG - POLYPRO WHITE				

Plug In / Stem Elbow

Part #	Description	1+	100+	500+	1000+
PI220808S	1/4" X 1/4" JG - ACETAL GREY				
CI220808W	1/4" X 1/4" JG - ACETAL WHITE				
PP220808E	1/4" X 1/4" JG - POLYPRO BLACK				
PP220808W	1/4" X 1/4" JG - POLYPRO WHITE				
PI221208S	3/8" X 1/4" JG - ACETAL GREY				
CI221208W	3/8" X 1/4" JG - ACETAL WHITE				
PP221208W	3/8" X 1/4" JG - POLYPRO WHITE				
PI221212S	3/8" X 3/8" JG - ACETAL GREY				
CI221212W	3/8" X 3/8" JG - ACETAL WHITE				
PP221212E	3/8" X 3/8" JG - POLYPRO BLACK				
PP221212W	3/8" X 3/8" JG - POLYPRO WHITE				
PI221616S	1/2" X 1/2" JG - ACETAL GREY				
PP221616W	1/2" X 1/2" JG - POLYPRO WHITE				

Union Connector

Part #	Description	1+	100+	500+	1000+
PI0408S	1/4" JG - ACETAL GREY				
CI0408W	1/4" JG - ACETAL WHITE				
PP0408E	1/4" JG - POLYPRO BLACK				
PP0408W	1/4" JG - POLYPRO WHITE				
PI0412S	3/8" JG - ACETAL GREY				
CI0412W	3/8" JG - ACETAL WHITE				
PP0412E	3/8" JG - POLYPRO BLACK				
PP0412W	3/8" JG - POLYPRO WHITE				
PI0416S	1/2" JG - ACETAL GREY				
PP0416W	1/2" JG - POLYPRO WHITE				

Reducing Union


Part #	Description	1+	100+	500+	1000+
PI201008S	1/4" JG X 5/16" JG - ACETAL GREY				
PI201208S	3/8" JG X 1/4" JG - ACETAL GREY				
PP201208E	3/8" JG X 1/4" JG - POLYPRO BLACK				
PP201208W	3/8" JG X 1/4" JG - POLYPRO WHITE				
PI201210S	3/8" JG X 5/16" JG - ACETAL GREY				
PI201612S	1/2" JG X 3/8" JG - ACETAL GREY				
PP201612E	1/2" JG X 3/8" JG - POLYPRO BLACK				
PP201612W	1/2" JG X 3/8" JG - POLYPRO WHITE				

Fittings / Components



ACETAL Fittings have Nitrile/Buna O-Rings. For higher Chlorine resistance use POLYPROPYLENE Fittings with EPDM O-Rings, Black fittings inhibit UV.

AN RWC BRAND



Stem Adapter

Call for John Guest®
parts not listed



Stem Reducer



Bulkhead Union



Faucet Connector UNS Thread



Female Connector NPTF Thread



Female Flare Connector FFL Thread



Female Compression Fitting

Stem Adapter

Part #	Description	1+	100+	500+	1000+
PI050821S	1/4" X 1/8" NPT - ACETAL GREY				
C1050821W	1/4" X 1/8" NPT - ACETAL WHITE				
PP050821E	1/4" X 1/8" NPT - POLYPRO BLACK				
PP050821W	1/4" X 1/8" NPT - POLYPRO WHITE				
PI050822S	1/4" X 1/4" NPT - ACETAL GREY				
C1050822W	1/4" X 1/4" NPT - ACETAL WHITE				
PP050822E	1/4" X 1/4" NPT - POLYPRO BLACK				
PP050822W	1/4" X 1/4" NPT - POLYPRO WHITE				
PI051222S	3/8" X 1/4" NPT - ACETAL GREY				
C1051222W	3/8" X 1/4" NPT - ACETAL WHITE				
PP051222W	3/8" X 1/4" NPT - POLYPRO WHITE				
PI051223S	3/8" X 3/8" NPT - ACETAL GREY				
C1051223W	3/8" X 3/8" NPT - ACETAL WHITE				
PP051223E	3/8" X 3/8" NPT - POLYPRO BLACK				
PP051223W	3/8" X 3/8" NPT - POLYPRO WHITE				
PI051623S	1/2" X 3/8" NPT - ACETAL GREY				
PP051623W	1/2" X 3/8" NPT - POLYPRO WHITE				
PI051624S	1/2" X 1/2" NPT - ACETAL GREY				
PP051624W	1/2" X 1/2" NPT - POLYPRO WHITE				

Stem Reducer

Part #	Description	1+	100+	500+	1000+
PI061208S	3/8" X 1/4" JG - ACETAL GREY				
C1061208W	3/8" X 1/4" JG - ACETAL WHITE				
PP061208W	3/8" X 1/4" JG - POLYPRO WHITE				
PI061612S	1/2" X 3/8" JG - ACETAL GREY				
PP061612W	1/2" X 3/8" JG - POLYPRO WHITE				

Bulkhead Union

Part #	Description [JG x Mounting hole dia.]	1+	100+	500+	1000+
PI1208S	1/4" JG - 0.67 - ACETAL GREY				
C11208W	1/4" JG - 0.67 ACETAL WHITE				
PP1208E	1/4" JG - 0.67 - POLYPRO BLACK				
PP1208W	1/4" JG - 0.67 - POLYPRO WHITE				
PI1212S	3/8" JG - 0.83 - ACETAL GREY				
PP1212E	3/8" JG - 0.83 - POLYPRO BLACK				
PP1212W	3/8" JG - 0.83 - POLYPRO WHITE				
PI1216S	1/2" JG - 1.06 - ACETAL GREY				
PP1216W	1/2" JG - 1.06 - POLYPRO WHITE				

Reducing Bulkhead Union

Part #	Description [JG x Mounting hole dia.]	1+	100+	500+	1000+
PI121208S	3/8" JG X 1/4" JG - 0.83 - ACETAL GREY				
PP121208W	3/8" JG X 1/4" JG - 0.83 - POLYPRO WHITE				

Faucet Connector UNS Thread

Part #	Description	1+	100+	500+	1000+
C13208U7S	1/4" JG X 7/16" NPT 24 UNS-ACETAL GREY				
PP3208U7W	1/4" JG X 7/16" NPT 24 UNS POLYPRO WHITE				
C13212U7S	3/8" JG X 7/16" NPT 24 UNS-ACETAL GREY				
PP3212U7W	3/8" JG X 7/16" NPT 24 UNS-POLYPRO WHITE				

Female Connector NPTF Thread

Part #	Description	1+	100+	500+	1000+
PI450822S	1/4" JG X 1/4" NPT - ACETAL GREY				
PP450822E	1/4" JG X 1/4" NPT - POLYPRO BLACK				
PP450822W	1/4" JG X 1/4" NPT - POLYPRO WHITE				
PI451222S	3/8" JG X 1/4" NPT - ACETAL GREY				
PI451222S	3/8" JG X 1/4" NPT - POLYPRO WHITE				
PP451223W	3/8" JG X 3/8" NPT - POLYPRO WHITE				

Female Flare Connector FFL Thread

Part #	Description	1+	100+	500+	1000+
PI4512F4S	3/8" JG X 1/4" NPT - ACETAL GREY				
PI4512F6S	3/8" JG X 3/8" NPT - ACETAL GREY				

Female Compression Fittings

Part #	Description	1+	100+	500+	1000+
PP6008U9W	1/4" JG x 3/8" Comp [9/16-24un]				
PSEI6012U9	3/8" JG x 3/8" Comp [9/16-24un]				

Fittings / Components



ACETAL Fittings have Nitrile/Buna O-Rings. For higher Chlorine resistance use POLYPROPYLENE Fittings with EPDM O-Rings, Black fittings inhibit UV.



Stem to Hose Barb

Stem to Hose Barb

Part #	Description (Stem x Hose Barb)	1+	100+	500+	1000+
PI250808S	1/4" X 1/4" - ACETAL GREY				
PI251208S	3/8" X 1/4" - ACETAL GREY				
PI251212S	3/8" X 3/8" - ACETAL GREY				
PP251212W	3/8" X 3/8" - POLYPRO WHITE				
PI251216S	3/8" X 1/2" - ACETAL GREY				
PP251216W	3/8" X 1/2" - POLYPRO WHITE				
PI251612S	1/2" X 3/8" - ACETAL GREY				
PP251612W	1/2" X 3/8" - POLYPRO WHITE				
PI251616S	1/2" X 1/2" - ACETAL GREY				
PP251616W	1/2" X 1/2" - POLYPRO WHITE				



Stem to Hose Barb Elbow

Stem to Hose Barb Elbow

Part #	Description (Stem x Hose Barb)	1+	100+	500+	1000+
PI290808S	1/4" X 1/4" - ACETAL GREY				
PI291208S	3/8" X 1/4" - ACETAL GREY				



Plug

Plug

Part #	Description (Stem)	1+	100+	500+	1000+
PI0808S	1/4" - ACETAL GREY				
PP0808W	1/4" - POLYPRO WHITE				
PI0812S	3/8" - ACETAL GREY				
PP0812W	3/8" - POLYPRO WHITE				
PI0816S	1/2" - ACETAL GREY				
PP0816W	1/2" - POLYPRO WHITE				



End Stop

End Stop

Part #	Description	1+	100+	500+	1000+
PI4608S	1/4" JG - ACETAL GREY				
PI4612S	3/8" JG - ACETAL GREY				



Cross

Cross

Part #	Description	1+	100+	500+	1000+
PI4712S	3/8" JG - ACETAL GREY				



Two Way Divider

Two-Way Divider

Part #	Description	1+	100+	500+	1000+
PI2308S	1/4" JG - ACETAL GREY				
PP2308E	1/4" JG - POLYPRO BLACK				
PI2312S	3/8" JG - ACETAL GREY				
PP2312W	3/8" JG - POLYPRO WHITE				



Three Way Divider

Three-Way Divider

Part #	Description	1+	100+	500+	1000+
PI491612S	1/2" JG X 3/8" JG (X3) - ACETAL GREY				



U-Bend

U-Bend

Part #	Description	1+	100+	500+	1000+
PIUB16S	1/2" JG - ACETAL GREY				



Locking Clip

Locking Clip

Part #	Description	1+	100+	500+	1000+
PIC1808R	1/4"				
PIC1812R	3/8"				
PIC1816R	1/2"				



O-Ring

O-Rings

Part #	Description	1+	100+	500+	1000+
CA-R08I-S	JG 1/4" EPDM				
CA-R12I-S	JG 3/8" EPDM				
CP-R08I-S	JG 1/4" NITRILE/BUNA				
CP-R12I-S	JG 3/8" NITRILE/BUNA				
CP-R16I-S	JG 1/2" NITRILE/BUNA				

Fittings / Components



JOHN GUEST® BALL VALVES

John Guest® ASPP valves are offered in white polypropylene with food grade EPDM 'o'-rings. The valve connects between your valve and riser, to the main water supply line, for applications in Reverse Osmosis, Filtration systems, Automatic Coffee Brewers, Ice-makers, and many more. The conversion adaptor can be threaded to either side of the valve to make configurations of 1/2" x 1/2" NPS or 3/8" x 3/8" Compression. The valves are not to be used with compressed air, explosive gases, petroleum spirits and other fuels, or for heating systems.

AN RWC BRAND



Tank Ball Valve

Tank Ball Valves

Part #	Description	1+	50+	100+	500+
PPSV500822W	1/4" JG X 1/4" FEMALE NPTF ELBOW				
PPSV501222W	3/8" JG X 1/4" FEMALE NPTF ELBOW				



Inline Ball Valves

Inline Ball Valves

Part #	Description	1+	50+	100+	500+
PPSV040808W	1/4" JG X 1/4" JG STRAIGHT VALVE				
PPSV040808E	1/4" JG X 1/4" JG STRAIGHT VALVE - PP - BLACK				
PPSV041212W	3/8" JG X 3/8" JG STRAIGHT VALVE				
PPSV041212E	3/8" JG X 3/8" JG STRAIGHT VALVE - PP - BLACK				
PPSV010822W	1/4" MIP X 1/4" JG STRAIGHT VALVE				
PPSV011223W	3/8" MIP X 3/8" JG STRAIGHT VALVE				
PISV0416S	1/2" JG X 1/2" JG STRAIGHT VALVE				



Metal Angle Stop Adapter Valve (ASVPP5LF)

Metal Angle Stop Adapter Valves

Part #	Description	1+	30+	150+	300+
ASVPP1LF	JG 3/8" MALE X 3/8" FEMALE X 1/4" JG; LEAD FREE				
ASVPP2LF	JG 3/8" MALE X 3/8" FEMALE X 3/8" JG; LEAD FREE				
ASVPP5LF	JG 1/2" F x 3/8" M x 1/4" JG ANGLE STOP ADAPTER				



Plastic Angle Stop Adapter Valve (PASVPP5)

Plastic Angle Stop Adapter Valves

Part #	Description	1+	20+	100+	200+
ASVPP6LF	JG 1/2" F x 3/8" M x 3/8" JG ANGLE STOP ADAPTER				

Part #	Description	1+	25+	125+	250+
PASVPP1	3/8x3/8x1/4 ASV; PLASTIC				
PASVPP2	3/8x3/8x3/8 ASV; PLASTIC				
PASVPP5	3/8x3/8x1/4 ASV 1/2 ADPTR; PLASTIC				
PASVPP6	3/8x3/8x3/8 ASV; 1/2 ADPTR; PLASTIC				

JOHN GUEST® CHECK VALVES

AN RWC BRAND



John Guest® Inline Check Valves are designed with Super Speedfit technology, featuring the same simplicity as JG fittings providing a fast & secure way of connecting plastic tubing without the use of tools. The valves can be mounted in any position; the arrow indicates the direction of flow.



Inline Check Valve

Check Valves - Inline

Part #	Description (Tube X Tube)	1+	100+	200+	500+
1/4SCV	1/4" JG				
5/16SCV	5/16" JG				
3/8SCV	3/8" JG				
1/2SCV	1/2" JG				



JOHN GUEST® BRASS FITTINGS

AN RWC BRAND



Brass Fitting



Garden Hose Connector (NC2258)

Lead Free Brass Fittings

Part #	Description	1±	100±	500±	1000±
MI4512F4SLF	3/8 X 1/4 FFL F ADAPTER				
MI4512F6SLF	3/8 X 3/8 FFL F ADAPTER				
NC2098LF	1/4 X 3/4 GARDEN HOSE				

Part #	Description	1±	10±	50±	100±
WSK-B	WATER SUPPLY KIT 25FT. [BLUE]				
WSK-W	WATER SUPPLY KIT 25FT. [WHITE]				

Brass Female Garden Hose Connector

Part #	Description	1±	100±	500±	1000±
NC2258	3/8" X 3/4" BRASS/PP FEMALE				

JOHN GUEST® TUBE CUTTER & BLADES

AN RWC BRAND



Tube Cutter

Tube Cutter and Blades

Part #	Description	1±	100±	500±	1000±
TSNIP	TUBE CUTTER				
BLADES	TUBE CUTTER REPLACE BLADES				

JOHN GUEST® PE TUBING

AN RWC BRAND



John Guest® Tubing is designed for use with JG Push-in fittings, John Guest® Shut-Off Valves and virtually all standard tubing connectors.

Fittings / Components



Water Supply Kit (white) (WSK-W)



Linear Low Density Polyethylene Tubing



Water Supply / Ice Maker Kit

Part #	Description	1±	10±	50±	100±
ICE MAKER KIT	WATER SUPPLY KIT 25FT. [CLEAR]				
WSK-B	WATER SUPPLY KIT 25FT. [BLUE]				
WSK-W	WATER SUPPLY KIT 25FT. [WHITE]				

1/4"O.D. PE Tubing - 500 Feet*

* (Two 500 Foot Rolls Per Box, Minimum Order One Box of same color)

Part #	Description	1±	4±	10±	20±
PE08-BI-0500F-B	BLUE				
PE08-BI-0500F-E	BLACK				
PE08-BI-0500F-G	GREEN				
PE08-BI-0500F-N	NATURAL				
PE08-BI-0500F-O	ORANGE				
PE08-BI-0500F-R	RED				
PE08-BI-0500F-V	VIOLET				
PE08-BI-0500F-W	WHITE				
PE08-BI-0500F-Y	YELLOW				

3/8"O.D. PE Tubing - 500 Feet

Part #	Description	1±	4±	10±	20±
PE12-EI-0500F-B	BLUE				
PE12-EI-0500F-E	BLACK				
PE12-EI-0500F-G	GREEN				
PE12-EI-0500F-N	NATURAL				
PE12-EI-0500F-O	ORANGE				
PE12-EI-0500F-R	RED				
PE12-EI-0500F-W	WHITE				
PE12-EI-0500F-Y	YELLOW				

1/2"O.D. PE Tubing - 250 Feet

Part #	Description	1±	4±	10±	20±
PE16-GI-0250F-B	BLUE				
PE16-GI-0250F-E	BLACK				
PE16-GI-0250F-N	NATURAL				
PE16-GI-0250F-R	RED				
PE16-GI-0250F-W	WHITE				

See Page (108) for John Guest® Fittings

See Next Page for John Guest® Large Diameter Fittings



JOHN GUEST® [ProLock] SOFTENER / LARGE DIAMETER FITTINGS

AN RWC BRAND



POLYPROPYLENE TUBING SIZE
OUTSIDE DIAMETER [OD]

- 3/8" O.D
- 1/2" O.D
- 5/8" O.D
- 7/8" O.D
- 1 1/8" O.D

COPPER TUBE SIZE
INSIDE DIAMETER [ID]

- 1/4" CTS NOT AVAILABLE
- 3/8" CTS
- 1/2" CTS
- 3/4" CTS
- 1" CTS

Male Connector

Part #	Description	1±	80±	400±	800±
PSEI012024E	1/2" CTS X 1/2" NPT - BLACK				
PSEI012026E	1/2" CTS X 3/4" NPT - BLACK	1±	60±	300±	600±
PSEI012826E	3/4" CTS X 3/4" NPT - BLACK	1±	50±	250±	500±
PSEI012828E	3/4" CTS X 1" NPT - BLACK	1±	30±	150±	300±
PSEI013626E	1" CTS X 3/4" NPT - BLACK				
PSEI013628E	1" CTS X 1" NPT - BLACK	1±	20±	100±	200±



(PSEI013628E)

Female Connector

Part #	Description	1±	150±	750±	1500±
PSEI622836E	3/4" CTS X 3/4" NPS - BLACK				
PSEI622838E	3/4" CTS X 1" NPS - BLACK	1±	50±	250±	500±
PSEI623638E	1" CTS X 1" NPS - BLACK	1±	100±	500±	1000±
PSEI62363AE	1" CTS X 1.25" FPT - BLACK	1±	75±	375±	750±



(PSEI622836E)

Male Elbow

Part #	Description	1±	60±	300±	600±
PSEI482024E	1/2" CTS X 1/2" NPT - BLACK				



(PSEI482024E)

Female Elbow

Part #	Description	1±	150±	750±	1500±
PSEI632836E	3/4" CTS X 3/4" NPS - BLACK				
PSEI632838E	3/4" CTS X 1" NPS - BLACK	1±	30±	150±	300±
PSEI63283AE	3/4" CTS X 1.25" FPT - BLACK	1±	20±	100±	200±
PSEI63363AE	1" CTS X 1.25" FPT - BLACK				



(PSEI632836E)

Male Stem Adapter

Part #	Description	1±	50±	250±	500±
PSEI052826E	3/4" CTS X 3/4" NPT - BLACK				
PSEI053628E	1" CTS X 1" NPT - BLACK	1±	20±	100±	200±



(PSEI052826E)

Fittings / Components



Union Elbow

Part #	Description	1±	40±	200±	400±
PEI0320	1/2" CTS				
PEI0328E	3/4" CTS - BLACK	1±	20±	100±	200±
PEI0336E	1" CTS - BLACK	1±	10±	50±	100±



Plug in Stem Elbow

Part #	Description	1±	60±	300±	600±
PEI222020	1/2" CTS				
PEI222828E	3/4" CTS X 3/4" S PLUG IN ELB; BLACK	1±	25±	50±	100±
PEI223636E	1" CTS X 1" S PLUG IN ELB; BLACK	1±	5±	50±	100±



Reducer

Part #	Description	1±	50±	250±	500±
PEI062820	3/4" STEM x 1/2" CTS				
PEI063628	1" STEM x 3/4" CTS REDUCER	1±	30±	150±	300±



Union Tee

Part #	Description	1±	25±	125±	250±
PEI0220	1/2" CTS				
PEI0228E	3/4" CTS - BLACK	1±	10±	50±	100±
PEI0236E	1" CTS - BLACK	1±	5±	25±	50±

Reducing Tee

Part #	Description	1±	15±	75±	150±
PEI3028A	3/4" X 3/4" CTS X 1/2" CTS				
PEI3028D	3/4" X 1/2" CTS X 3/4" CTS				
PEI3028C	1/2" X 1/2" CTS X 3/4" CTS	1±	20±	100±	200±



Stackable Tee

Part #	Description	1±	30±	150±	300±
PEI532020	1/2x1/2x1/2" CTS				



Coupler

Part #	Description	1±	40±	200±	400±
PEI0420	1/2" CTS				
PEI0428E	3/4" CTS - BLACK	1±	25±	125±	250±
PEI0436E	1" CTS - BLACK	1±	15±	75±	150±

Reducing Coupler

Part #	Description	1±	40±	120±	200±
PSEI202008	1/2" CTS X 1/4" OD				
PSEI202012	1/2" CTS X 3/8" OD				
PSEI202820E	3/4" CTS X 1/2" CTS - BLACK				
PEI203628E	1" X 3/4" CTS - BLACK	1±	15±	75±	150±





AN RWC BRAND



POLYPROPYLENE TUBING SIZE OUTSIDE DIAMETER [OD]

- 3/8" O.D
- 1/2" O.D
- 5/8" O.D
- 7/8" O.D
- 1 1/8" O.D

COPPER TUBE SIZE INSIDE DIAMETER [ID]

- 1/4" CTS NOT AVAILABLE
- 3/8" CTS
- 1/2" CTS
- 3/4" CTS
- 1" CTS



End Cap

Part #	Description	1±	5±	80±	160±
PSEI4628	3/4" CTS END CAP				
PSEI4636	1" CTS END CAP				



Female Swivel Connector

Part #	Description	1±	50±	250±	500±
PEISTC2034	1/2" CTS X 1/2" NPS				



Female Swivel Elbow

Part #	Description	1±	50±	250±	500±
PEIBTC2034	1/2" CTS X 1/2" NPS				



Shut Off Valve

Part #	Description	1±	75±	375±	750±
PSEISV28EP	3/4" CTS				



Superseal Pipe Insert

Part #	Description	1±	100±	500±	1000±
STS120	1/2" CTS				
STS128	3/4" CTS				



Pipe Insert

Part #	Description	1±	100±	500±	1000±
TS120	1/2" CTS				
TS128	3/4" CTS				



Nail Clip

Part #	Description	1±	100±	500±	1000±
NPC120	1/2" CTS				
NPC128	3/4" CTS				



Pipe Clip

Part #	Description	1±	200±	2000±	4000±
USCLIP20	1/2" CTS PIPE CLIP				
USCLIP28	3/4" CTS PIPE CLIP				



Pipe Cutters

Part #	Description	1±	5±	10±	25±
JG-TS	JG PIPE CUTTER				
JG HDC	JG HEAVY DUTY PIPE CUTTER				



Fittings / Components



AquaLock™ 10 SERIES FITTINGS



AquaLock™ is proud to introduce the new 10 Series polypropylene fittings for POU installations and drinking water systems, beverage service, and water filtration applications. ANSI/NSF-61 Approved

FOR USE WITH:

PEX, POLYETHYLENE, NYLON, POLYPROPYLENE, POLYURETHANE, COPPER, BRASS AND MILD STEEL TUBING.

Male Connectors



(1001-0402)

Part #	Description	1+	100+	500+
1001-0402	ST 1/4"QC X 1/8"MPT			
1001-0406	ST 1/4"QC X 3/8"MPT			
1001-0408	ST 1/4"QC X 1/2"MPT			
1001-0602	ST 3/8"QC X 1/8"MPT			
1001-0604	ST 3/8"QC X 1/4"MPT			
1001-0606	ST 3/8"QC X 3/8"MPT			
1001-0608	ST 3/8"QC X 1/2"MPT			
1001-0806	ST 1/2"QC X 3/8"MPT			
1001-0808	ST 1/2"QC X 1/2"MPT			

Part #	Description	1+	100+	200+
1001-0404	ST 1/4"QC X 1/4"MPT			

Faucet Connectors



(1010-0604)

Part #	Description	1+	100+	500+
1010-0401	ST 1/4"QC X 7/16" UNS			
1010-0404	ST 1/4"QC X 1/4"NPTF			
1010-0604	ST 3/8"QC X 1/4"NPTF			



(1014R-0604)

Reducing Stem

Part #	Description	1+	100+	500+
1014R-0604	ST 3/8" X 1/4"			



(1015-04)

Union Connectors

Part #	Description	1+	100+	500+
1015-04	ST 1/4"			
1015-06	ST 3/8"			
1015-08	ST 1/2"			



(1015R-0604)

Reducing Union

Part #	Description	1+	100+	500+
1015R-0604	ST 3/8" X 1/4"			
1015R-0806	ST 1/2" X 3/8"			



(1017-04)

Union Elbow

Part #	Description	1+	100+	500+
1017-04	ST 1/4"			
1017-06	ST 3/8"			
1017B-08	ST 1/2"			



(1017R-0604)

Reducing Union Elbow

Part #	Description	1+	100+	500+
1017R-0604	ST 3/8" QC X 1/4" QC			



(1018-06)

Stackable Elbow

Part #	Description	1+	100+	500+
1018-04	ST 1/4"			
1018-06	ST 3/8"			
1018-08	ST 1/2"			

Fittings / Components



WATTS® AquaLock™



(1019-0402)

Male Elbow

Part #	Description	1±	100±	500±
1019-0402	ST 1/4" QC X 1/8" NPTF			
1019-0404	ST 1/4" QC X 1/4" NPTF			
1019-0406	ST 1/4" QC X 3/8" NPTF			
1019-0604	ST 3/8" QC X 1/4" NPTF			
1019-0606	ST 3/8" QC X 3/8" NPTF			
1019-0806	ST 1/2" QC X 3/8" NPTF			
1019-0808	ST 1/2" QC X 1/2" NPTF			



(1023-04)

Union Tee

Part #	Description	1±	100±	500±
1023-04	ST 1/4"			
1023-06	ST 3/8"			
1023B-08	ST 1/2"			



(1024R-060604)

Reducing Tee

Part #	Description	1±	100±	500±
1024R-060604	ST 3/8 X 3/8 X 1/4			
1024R-080806	ST 1/2 X 1/2 X 3/8			



(1027-0604)

Male Stem

Part #	Description	1±	100±	500±
1027-0402	ST 1/4" OD X 1/8" MPT			
1027-0604	ST 3/8" OD X 1/4" MPT			
1027-0606	ST 3/8" OD X 3/8" MPT			
1027-0806	ST 1/2" OD X 3/8" MPT			



(1045-04)

End Stop

Part #	Description	1±	400±	4000±
1045-04	ST 1/4" QC			

Fittings / Components

AquaLock™ BALL VALVES



WATTS® AquaLock™

AquaLock™ 10 Series Ball Valves are manufactured in polypropylene and are made from FDA approved materials and certified to NSF-61. They are ideal for POU installations, drinking water systems, beverage service and water filtration applications.



(1062-04)

Male Stop Valve

Part #	Description	1±	100±	500±
1062-04	ST 1/4" QC X 1/4" MPT			
1062-06	ST 3/8" QC X 3/8" MPT			



(1053-0604)

Female Angle Stop Valve

Part #	Description	1±	100±	500±
1053-0404	ST 1/4" QC X 1/4" FPT			
1053-0604	ST 3/8" QC X 1/4" FPT			



(1039-06)

Union Stop Valve

Part #	Description	1±	100±	500±
1039-04	ST 1/4" QC			
1039-06	ST 3/8" QC			



AQUALOCK™ LARGE DIAMETER FITTINGS



AquaLock™ Fittings can be connected to:
Copper, CPVC, PEX, LDPE, MDPE, HDPE and Polypropylene tubing.

POLYPROPYLENE TUBING SIZE OUTSIDE DIAMETER [OD]

- 3/8" O.D
- 1/2" O.D
- 5/8" O.D
- 7/8" O.D
- 1 1/8" O.D

COPPER TUBE SIZE INSIDE DIAMETER [ID]

- 1/4" CTS NOT AVAILABLE
- 3/8" CTS
- 1/2" CTS
- 3/4" CTS
- 1" CTS

CTS = Copper tube size
 NPT = National pipe tapered thread standard [MIP or FIP]
 NPS = National pipe straight thread standard [IPS]
 MGHT = Male garden hose thread
 FGHT = Female garden hose thread
 CLOSET = Toilet or ball cock connection
 HB = Hose barbed



(3501-1008)

Male Connector

Part #	Description	1±	120±	1200±
3501-0808	3/8" CTS X 1/2" NPT			
Part #	Description	1±	150±	1500±
3501-1008	1/2" CTS X 1/2" NPT			
Part #	Description	1±	100±	1000±
3501-1012	1/2" CTS X 3/4" NPS			
3501-1014	1/2" CTS X 3/4" MGHT			
Part #	Description	1±	40±	400±
3501-1412	3/4" CTS x 3/4" NPT			
Part #	Description	1±	20±	200±
3501-1816	1" CTS x 1" NPT			



(3519-1008)

Male Elbow

3519-1008	1/2" CTS X 1/2" NPT	1±	100±	1000±
Part #	Description	1±	30±	300±
3519-1816	1" CTS X 1" NPT			



(3530-1008)

Male Thread Tee

3530-1008	1/2" CTS X 1/2" NPT	1±	60±	600±
-----------	---------------------	----	-----	------



(3510-1008)

Female Connector

3510-0808	3/8" CTS X 1/2" NPS	1±	120±	1200±
Part #	Description	1±	100±	1000±
3510-1008	1/2" CTS X 1/2" NPS			
Part #	Description	1±	90±	900±
3510-1013	1/2" CTS X 3/4" CLOSET			
Part #	Description	1±	80±	800±
3510-1012	1/2" CTS X 3/4" NPS			
3510-1014	1/2" CTS X 3/4" FGHT			
Part #	Description	1±	60±	600±
3510-1412	3/4" CTS x 3/4" NPS			

Fittings / Components



Female Swivel Elbow

Part #	Description	1±	80±	800±
3520-0808	3/8" CTS X 1/2" NPS			
3520-1008	1/2" CTS X 1/2" NPS			
Part #	Description	1±	60±	600±
3520-1012	1/2" CTS X 3/4" NPS			
Part #	Description	1±	70±	700±
3520-1014	1/2" CTS X 3/4" FGHT			



Hose Barb Fitting

Part #	Description	1±	130±	1300±
3513-1008	1/2" CTS X 1/2" H.B.			



Drop Ear Elbow

Part #	Description	1±	80±	800±
3521-1008	1/2" CTS X 1/2" NPT			

(3521-1008)

Union Connector

Part #	Description	1±	100±	1000±
3515-08	3/8" CTS			
Part #	Description	1±	90±	900±
3515-10	1/2" CTS			
Part #	Description	1±	24±	120±
3515-14	3/4" CTS			
Part #	Description	1±	20±	100±
3515-18	1" CTS			



(3515-10)

Union Elbow

Part #	Description	1±	100±	1000±
3517-08	3/8" CTS			
Part #	Description	1±	80±	800±
3517-10	1/2" CTS			
Part #	Description	1±	30±	300±
3517-14	3/4" CTS			
Part #	Description	1±	20±	100±
3517-18	1" CTS			



(3517-10)

Union Tee

Part #	Description	1±	80±	800±
3523-08	3/8" CTS			
Part #	Description	1±	50±	500±
3523-10	1/2" CTS			
Part #	Description	1±	20±	200±
3523-14	3/4" CTS			
Part #	Description	1±	15±	150±
3523-18	1" CTS			



(3523-10)

Stackable Elbow

Part #	Description	1±	120±	1200±
3518-08	3/8" CTS			
Part #	Description	1±	100±	1000±
3518-10	1/2" CTS			
Part #	Description	1±	50±	500±
3518-14	3/4" CTS			
Part #	Description	1±	25±	250±
3518-18	1" CTS			



(3518-10)



(3533-10)

Stackable Tee

Part #	Description	1±	80±	800±
3533-08	3/8" CTS			
Part #	Description	1±	50±	500±
3533-10	1/2" CTS			
Part #	Description	1±	20±	200±
3533-14	3/4" CTS			
Part #	Description	1±	15±	150±
3533-18	1" CTS			



(3534-10)

Stackable Branch Tee

Part #	Description	1±	50±	500±
3534-10	1/2" CTS			



(3511-1008)

Stackable Hose Barb Union

Part #	Description	1±	200±	2000±
3511-1008	1/2" CTS X 1/2" H.B.			



(3524-1410)

Stackable Hose Barb Elbow

Part #	Description	1±	200±	2000±
3512-1008	1/2" CTS X 1/2" H.B.			

Reducing Tee

Part #	Description	1±	30±	300±
3524-1410	3/4" CTS X 1/2" CTS			

Reducing Stackable Tee

Part #	Description	1±	50±	500±
3533R-1004	1/2" CTS X 1/4" OD			



(3524R-1814)

Reducing Branch Tee

Part #	Description	1±	30±	300±
3524R-1410	3/4" CTS X 1/2" CTS			

Part #	Description	1±	15±	150±
3524R-1814	1" CTS X 3/4" OD			

Part #	Description	1±	50±	500±
3524R-1004	1/2" CTS X 1/4" OD			



(3515R-1008)

Reducing Union

Part #	Description	1±	50±	500±
3515R-1004	1/2" CTS X 1/4" OD			

Part #	Description	1±	90±	450±
3515R-1008	1/2" CTS X 3/8" CTS			



(3514-1410)

Reducing Stem

Part #	Description	1±	100±	1000±
3514-1410	3/4" CTS X 1/2" CTS			

Part #	Description	1±	100±	500±
3514-1008	1/2" CTS X 3/8" CTS			



(3538-10)

3 Way Selector Valve

Part #	Description	1±	20±	200±
3538-10	1/2" CTS			



3 Way By-Pass Valve

Part #	Description	1±	20±	200±
3541-10	1/2" CTS			



(3539-10)

Stop Valve

Part #	Description	1±	40±	400±
3539-08	3/8" CTS			
3539-10	1/2" CTS			

Part #	Description	1±	10±	100±
3539-14	3/4" CTS			

Part #	Description	1±	56±	506±
3539-18	1" CTS			

Reducing Stop Valve

Part #	Description	1±	40±	400±
3539-1004	1/2" CTS X 1/4" OD			



(3561-0604)

Angle Stop Valve

Part #	Description	1±	60±	600±
3561-0604	3/8 M COMP X 3/8 F COMP X 1/4" QC			
3561-0606	3/8 M COMP X 3/8 F COMP X 3/8" QC			



(3543-10)

Stackable Valve

Part #	Description	1±	40±	400±
3543-10	1/2" CTS			

Reducing Stackable Valve

Part #	Description	1±	40±	400±
3543-1004	1/2" CTS X 1/4" OD			



(3540-10)

Union Check Valve

Part #	Description	1±	90±	900±
3540-10	1/2" CTS			



(3545-10)

End Stop

Part #	Description	1±	200±	2000±
3545-10	1/2" CTS			

Part #	Description	1±	90±	900±
3545-14	3/4" CTS			



(3547-10)

Collect Clip

Part #	Description	1±	250±	2500±
3547-08	3/8" CTS			
3547-10	1/2" CTS			
3547-14	3/4" CTS			

Panel Mount Valve

Part #	Description	1±	10±	100±
3559-08	3/8" CTS			



(3575-10)

Union Pump Fitting

Part #	Description	1±	120±	1200±
3575-10	1/2" CTS			

Elbow Pump Fitting

Part #	Description	1±	100±	1000±
3576-10	1/2" CTS			



(3576-10)


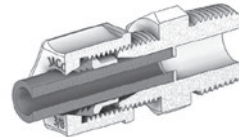
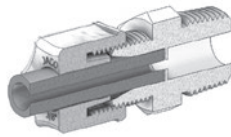


JACO® FITTINGS



Please Choose Fitting Material: Parts shown are made of Nylon [N], the [O] means the fitting comes with a Ferrule nut with integrated sleeve.

Call for pricing on other materials available; Polypropylene [P], Celcon [C] and Kynar [K] and fittings with Plastic grippers [PG] or Stainless steel grippers [SG]



O
Ferrule Nut with integral sleeve low pressure applications soft plastic tubing *50 p.s.i.

PG
Nut with Plastic Gripper for use with plastic tubing for sure grip *220 p.s.i.

SG
Nut with Stainless Steel Gripper for use with hard and smooth surfaced tubing *220 p.s.i.



Male Connector



Union Connector



Reducing Union Connector



Bulkhead Union

Male Connectors

Part #	Description (Tube x Thread)	1+	200+	1000+	2000+
1042NO	1/4" X 1/8"				
1044NO	1/4" X 1/4"				
1046NO	1/4" X 3/8"				

Part #	Description (Tube x Thread)	1+	100+	500+	1000+
1062NO	3/8" X 1/8"				
1064NO	3/8" X 1/4"				
1066NO	3/8" X 3/8"				
1068NO	3/8" X 1/2"				
1084NO	1/2" X 1/4"				
1086NO	1/2" X 3/8"				
1088NO	1/2" X 1/2"				

Unions

Part #	Description (Tube x Tube)	1+	200+	1000+	2000+
154NO	1/4"				

Part #	Description (Tube x Tube)	1+	100+	500+	1000+
156NO	3/8"				
158NO	1/2"				

Reducing Unions

Part #	Description (Tube x Tube)	1+	200+	1000+	2000+
1542NO	1/4" X 1/8"				

Part #	Description (Tube x Tube)	1+	100+	500+	1000+
1564NO	3/8" X 1/4"				
1586NO	1/2" X 3/8"				

Bulkhead Union Connectors

Part #	Description (Tube x Thread)	1+	200+	1000+	2000+
204NO	1/4" X 1/4"				

Part #	Description (Tube x Thread)	1+	100+	500+	1000+
206NO	3/8" X 3/8"				
208NO	1/2" X 1/2"				

Fittings / Components

[N] Nylon has good resistance to organic solvents, oils and gasoline. Good strength at high temperatures. Cold and hot water applications. Longtime weathering resistance. Good impact resistance, both single and repeated. Not recommended for use with ammonium, boric acid, calcium, sulfuric acid, or hydrochloric acid. F.D.A. listed. Also N.S.F. listed.

[C] Celcon or acetal copolymer, has high tensile strength and good impact resistance over a broad temperature range. Translucent white color. Not affected by continuous hot-water service and works smoothly with metal tubing. Celcon is not recommended for continuous exposure to solutions with a chlorine concentration greater than 1 ppm. Suggested maximum continuous temperature is 220°F in air and 180°F in water.



Please Choose Fitting Material: Parts shown are made of Nylon [N], the [O] means the fitting comes with a Ferrule nut with integrated sleeve.
Call for pricing on other materials available; Polypropylene [P], Celcon [C] and Kynar [K]" and fittings with Plastic grippers [PG] or Stainless steel grippers [SG]



Female Connector

Female Connectors

Part #	Description (Tube x Thread)	1+	200+	1000+	2000+
2542NO	1/4" X 1/8"				
2544NO	1/4" X 1/4"				

Part #	Description (Tube x Thread)	1+	100+	500+	1000+
2564NO	3/8" X 1/4"				
2566NO	3/8" X 3/8"				
2568NO	3/8" X 1/2"				
2586NO	1/2" X 3/8"				
2588NO	1/2" X 1/2"				



Male Elbow

Male Elbow Connectors

Part #	Description (Tube x Thread)	1+	200+	1000+	2000+
4042NO	1/4" X 1/8"				
4044NO	1/4" X 1/4"				
4046NO	1/4" X 3/8"				

Part #	Description (Tube x Thread)	1+	100+	500+	1000+
4064NO	3/8" X 1/4"				
4066NO	3/8" X 3/8"				
4084NO	1/2" X 1/4"				
4086NO	1/2" X 3/8"				
4088NO	1/2" X 1/2"				



Female Elbow

Female Elbow Connectors

Part #	Description (Tube x Thread)	1+	200+	1000+	2000+
4542NO	1/4" X 1/8"				
4544NO	1/4" X 1/4"				

Part #	Description (Tube x Thread)	1+	100+	500+	1000+
4564NO	3/8" X 1/4"				
4566NO	3/8" X 3/8"				
4586NO	1/2" X 3/8"				
4588NO	1/2" X 1/2"				



Union Elbow

Union Elbow Connectors

Part #	Description (Tube x Tube)	1+	200+	1000+	2000+
504NO	1/4"				

Part #	Description (Tube x Tube)	1+	100+	500+	1000+
506NO	3/8"				
508NO	1/2"				



Male Branch Tee

Male Branch Tees

Part #	Description (Tube x Tube x Thread)	1+	200+	1000+	2000+
6042NO	1/4" X 1/4" X 1/8"				
6044NO	1/4" X 1/4" X 1/4"				

Part #	Description (Tube x Tube x Thread)	1+	100+	500+	1000+
6064NO	3/8" X 3/8" X 1/4"				
6066NO	3/8" X 3/8" X 3/8"				
6086NO	1/2" X 1/2" X 3/8"				
6088NO	1/2" X 1/2" X 1/2"				



Union Tee

Union Tees

Part #	Description (Tube x Tube x Tube)	1+	200+	1000+	2000+
704NO	1/4"				

Part #	Description (Tube x Tube x Tube)	1+	100+	500+	1000+
706NO	3/8"				
708NO	1/2"				

Fittings / Components

[P] Polypropylene has good chemical resistance. Withstands continuous temperatures up to 215°F. Opaque color. Unaffected by most weak acids and alkalis. Below 175°F it has good resistance to organic solvents. Do not use with oxidants or strong acids or in continuous sunlight. N.S.F. listed. 20% glass filled for improved stiffness.

[K] Kynar polyvinylidene fluoride, has outstanding chemical resistance for handling highly corrosive fluids. F.D.A. N.S.F. Listed.



Please Choose Fitting Material: Parts shown are made of Nylon [N], the [O] means the fitting comes with a Ferrule nut with integrated sleeve.

Call for pricing on other materials available; Polypropylene [P], Celcon [C] and Kynar [K]" and fittings with Plastic grippers [PG] or Stainless steel grippers [SG]



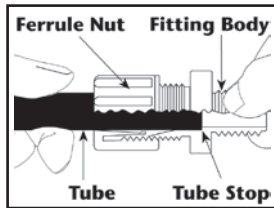
Male Run Tee



Check Valve



Ferrule Nut



Derlin Sleeve



Insert

Male Run Tees

Part #	Description (Tube x Thread)	1±	200±	1000±	2000±
7542NO	1/4" X 1/8"				
7544NO	1/4" X 1/4"				

Part #	Description (Tube x Thread)	1±	100±	500±	1000±
7564NO	3/8" X 1/4"				
7566NO	3/8" X 3/8"				
7586NO	1/2" X 3/8"				
7588NO	1/2" X 1/2"				

KYNAR Check Valves

Part #	Description (NPT Thread)	1±	25±	125±	250±
CV-2-K	1/8"				
CV-4-K	1/4"				
CV-6-K	3/8"				
CV-8-K	1/2"				
CV-8-K-EP	1/2" EP O-RING				

Ferrule Nuts with Integral Sleeve

Part #	Description (Tube)	1±	200±	1000±	2000±
NO2	1/8"				
NO4	1/4"				
NO4-BK	1/4" - BLACK				

Part #	Description (Tube)	1±	100±	500±	1000±
NO6	3/8"				
NO6-BK	3/8" - BLACK				
NO8	1/2"				

Ferrule Nuts with Plastic Gripper

Part #	Description (Tube)	1±	200±	1000±	2000±
NPG4	1/4"				
NPG4-BK	1/4" - BLACK				
NPG6	3/8"				
NPG8	1/2"				

Derlin Sleeve

Part #	Description (Tube)	1±	100±	1000±
DS14	1/4" DELRIN SLEEVE/FERRULE			
DS38	3/8" DELRIN SLEEVE/FERRULE			

Part #	Description (Tube)	1±	100±	500±	1000±
FER12HL	1/2" DELRIN SLEEVE/FERRULE				

Inserts

Part #	Description	1±	100±	500±	1000±
NP4	1/4"				
NP6	3/8"				
NP8	1/2"				

BRASS FITTINGS - LEAD FREE



Tubing Insert



Sleeve

Brass Fittings - Lead Free

Part #	Description	1±	50±	100±	300±
700561-04	1/4" TUBING INSERT LEAD FREE				
700561-06	3/8" TUBING INSERT LEAD FREE				
700561-08	1/2" TUBING INSERT LEAD FREE				
700060-04	1/4" SLEEVE; BRASS; LEAD FREE				
700060-06	3/8" SLEEVE; BRASS; LEAD FREE				
700061-04	1/4" COMP NUT BRASS LEAD FREE				
700061-06	3/8" COMP. NUT BRASS LEAD FREE				



HYPRO - NIPPLES, REDUCING BUSHINGS AND HOSEBARB FITTINGS



Nylon Hex Nipple

Nylon Hex Nipples

Part #	Description	1+	50+	250+	500+
M14	1/4" M. PIPE NIPPLE; N				
M38	3/8" M. PIPE NIPPLE; N				
M12	1/2" M. PIPE NIPPLE; N				
M34	3/4" M. PIPE NIPPLE; N				
M100	1" M. PIPE NIPPLE; N				
M112	1.5" M. PIPE NIPPLE; N				
M3818	3/8" X 1/8" M. REDUCING NIPPLE; N				
M3814	3/8" X 1/4" M. REDUCING NIPPLE; N				
M1218	1/2" X 1/8" M. REDUCING NIPPLE; N				
M1214	1/2" X 1/4" M. REDUCING NIPPLE; N				
M1238	1/2" X 3/8" M. REDUCING NIPPLE; N				
M3438	3/4" X 3/8" M. REDUCING NIPPLE; N				
M3412	3/4" X 1/2" M. REDUCING NIPPLE; N				



Polypropylene Nipple (3M12G)

Polypropylene Hex Nipples

Part #	Description	1+	50+	250+	500+
3M14G	1/4" M. PIPE NIPPLE-P/BLACK				
3M38G	3/8" M. PIPE NIPPLE-P/BLACK				
3M12G	1/2" M. PIPE NIPPLE-P/BLACK				
3M34G	3/4" M. PIPE NIPPLE-P/BLACK				

Hosebarb Elbow Hex Connectors

Part #	Description	1+	50+	250+	500+
EL14	1/4" MPT X 1/4" HB ELBOW; N				
EL1438	1/4" MPT X 3/8" HB ELBOW; N				
3EL1438G	1/4" MPT X 3/8" HB ELBOW; BLACK				
EL1412	1/4" MPT X 1/2" HB ELBOW; N				
EL3812	3/8" MPT X 1/2" HB ELBOW; N				
EL1238	1/2" MPT X 3/8" HB ELBOW; N				
EL3412F	3/4" FPT X 1/2" HB ELBOW; N				
EL34	3/4" MPT X 3/4" HB ELBOW; N				



Hosebarb Elbow (EL34)

Part #	Description	1+	25+	125+	250+
EL38	3/8" MPT X 3/8" HB ELBOW; N				
EL3412	3/4" MPT X 1/2" HB ELBOW; N				
EL12	1/2" MPT X 1/2" HB ELBOW; N				

Reducing Bushings

Part #	Description	1+	50+	250+	500+
RB10012	1"X1/2" REDUCING BUSHING;N				
RB10034	1"X3/4" REDUCING BUSHING;N				
RB112114	1 1/2"X1 1/4" REDUCING BUSHING;N				
RB11234	1 1/2"X3/4" RED. BUSHING; N				
RB11434	1 1/4"X3/4" RED. BUSHING;N				
RB1214	1/2X1/4 REDUCING BUSHING;N				
RB1238	1/2X3/8 REDUCING BUSHING;N				
RB3412	3/4X1/2 REDUCING BUSHING;N				
RB3414	3/4X1/4 REDUCING BUSHING;N				
RB3438	3/4X3/8 REDUCING BUSHING;N				
RB3814	3/8X1/4 REDUCING BUSHING;N				
RB3814B	3/8X1/4 REDUCING BUSHING;BRASS				
RB3818	3/8X1/8 REDUCING BUSHING;N				



Reducing Bushing

Part #	Description	1+	25+	125+	250+
RB112100	1 1/2"X1" REDUCING BUSHING;N				
RB114100	1 1/4"X1" RED. BUSHING;N				

Part #	Description	1+	25+	100+
RB1418	1/4X1/8 REDUCING BUSHING;N			

Fittings / Components



SMC® BALL VALVES



SMC® = Quick Connect Style Fitting



658 Series

PVC Tank Ball Valves - 658 Series

Part #	Description	1±	10±	150±
7070490	1/4" FPT X 1/4" SMC; WHITE			
7070590	1/4" FPT X 3/8" SMC; WHITE			



657 Series Ball Valves

PVC Right Angled Ball Valves - 657 Series

Part #	Description (-B = Buna Seal)	1±	10±	150±
6570090	1/4" FPT X 1/4" JACO-B; NSF			
6570190	1/4" FPT X 1/4" FPT-B; NSF			
6571390	1/4" FPT X 1/4" SMC-B; NSF			
6570590	1/4" FPT X 3/8" JACO-B; NSF			
6571290	1/4" FPT X 3/8" SMC-B; NSF			
6571190	1/4" FPT X TAPERED BARB-B; NSF			
6571890	3/8" SMC X 3/8" SMC-B;			
6572690	3/8" FPT X 3/8" SMC-B; NSF			
6573590	3/8" MPT X 3/8" SMC-B; NSF			



250 Series

PVC Inline Ball Valves - 250 Series


Part #	Description	1±	10±	150±
2270090	1/2" FPT X 1/2" FPT-BUNA SEAL			
2270190	1/2" MPT X 1/2" MPT-BUNA SEAL			
2270790	1/2" FPT X 1/2" MPT-BUNA SEAL			



638 Series

PVC Inline Ball Valves - 638 Series

Part #	Description (-B = Buna Seal)	1±	10±	150±
6380090	1/4" FPT X 1/4" FPT-B; NSF			
6380490	1/4" MPT X 1/4" FPT-B; NSF			
6381090	1/4" JACO X 1/4" FPT-B; NSF			
6385190	1/4" MPT X 1/4" SMC-B; NSF			
6381790	1/4" SMC X 1/4" SMC-B; NSF			
6383190	1/4" FPT X 3/8" SMC-B; NSF			
6382090	1/4" SMC X 3/8" FPT-B; NSF			
6383890	1/4" MPT X 3/8" SMC-B; NSF			
6381290	3/8" MPT X 1/4" FPT-B; NSF			
6382990	3/8" SMC X 1/4" SMC-B; NSF			
6381890	3/8" SMC X 3/8" SMC-B; NSF			
6382590	3/8" JACO X 3/8" FPT-B; NSF			
6382890	3/8" FPT X 3/8" FPT-B; NSF			
6383990	3/8" FPT X 3/8" SMC-B; NSF			



689 Series Ball Valves

T-Link PVC Ball Valves - 689 Series

Part #	Description (Qest X Qest X Branch)	1±	10±	150±
6890590	1/2" FPT X 1/2" MPT X 1/4" FPT; NSF			
6891190	1/2" FPT X 1/2" MPT X 1/4" JACO; NSF			
6892390	1/2" FPT X 1/2" MPT X 1/4" SMC; NSF			
6890690	4 QUEST X 4 QUEST X 1/4" JACO; NSF			
6891890	4 QUEST X 4 QUEST X 1/4" SMC; NSF			
6890190	6 QUEST X 6 QUEST X 1/4" FPT; NSF			
6890790	6 QUEST X 6 QUEST X 1/4" JACO; NSF			
6891990	6 QUEST X 6 QUEST X 1/4" SMC; NSF			
6892590	6 QUEST X 6 QUEST X 3/8" SMC; NSF			
6890290	8 QUEST X 8 QUEST X 1/4" FPT; NSF			
6890890	8 QUEST X 8 QUEST X 1/4" JACO; NSF			
6892090	8 QUEST X 8 QUEST X 1/4" SMC; NSF			

Fittings / Components

Poly Tube (Outside Diameter)	Copper Tube (Inside Diameter)	Use QUEST Size
3/8"	1/4"	4 QUEST
1/2"	3/8"	6 QUEST
5/8"	1/2"	8 QUEST



PAYNE® USA CAPILLARIES



1/4" FPT Capillaries
(PFR402-___)



1/4" FQC Capillaries
(PFR402Q-___)

1/4" FPT Capillaries

Part #	Description (___ = choose ml size)	1±	10±	50±	100±
PFR402-___	100, 120, 125, 150, 180, 200, 220, 250, 280, 300, 350, 400, 420, 450, 500, 550, 600, 650, 700, 750, 800, 850, 900, 1000, 1100, 1200, & 1500 ML/MIN				

1/4" FQC Capillaries

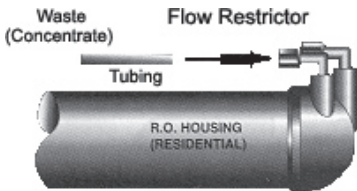
Part #	Description (___ = choose ml size)	1±	10±	50±	100±
PFR402Q-___	100, 125, 150, 200, 220, 250, 300, 350, 400, 420, 450, 500, 550, 600, 650, 800, 850, 1000, & 1200 ML/MIN				

1/4" Male Compression Thread Capillaries

Part #	Description (___ = choose ml size)	1±	10±	50±	100±
PFR404M-___	150, 200, 250, 300, 350, 420, 500, 550, 800, & 900 ML/MIN				

GWV CAPILLARIES

GWV Capillaries



Part #	Description	1±	50±	100±
FRCT-110	110ML/MIN (10G) FRRD			
FRCT-189	189ML/MIN (18G) FRBR			
FRCT-260	260ML/MIN (25G) FRBK			
FRCT-365	365ML/MIN (35G) FRYL			
FRCT-525	525ML/MIN (50G) FRGN			
FRCT-575	575ML/MIN (75G) FRBL			
FRCT-730	730ML/MIN (100G) FRWH			

HYDRONAMIC ENGINEERING® FLOW RESTRICTORS



Flow Restrictor
(FR-___)



Flow Restrictor
(FR2000JD-___)



Flow Restrictor
1/4" x 1/8" Elbow

Inline (1/8" FPT Ports, 1-1/2" length)

Part #	Description (___ = Choose ml size)	1±	25±	100±
FR-___	Available sizes: 150ml/min to 2,000ml/min in 50ml increments			

Fittings Installation Available - Call For Details

Inline (1/4" QC)

Part #	Description (___ = Choose ml size)	1±	25±	100±
FR2000JD-___	Available sizes: 80ml/min to 2,000ml/min in 50ml increments			

Male Connector Fitting With Insert (1/4" JG x 1/8" MPT)

Part #	Description (___ = Choose ml size)	1±	25±	100±
FR-___-CI010821	Available sizes: 150ml/min to 1000ml/min in 50ml increments			

Fixed Elbow Fitting With Stainless Steel Insert (1/4" JG X 1/8" MPT)

Part #	Description (___ = Choose ml size)	1±	25±	100±
SFR-___-CI480821	Available sizes: 150ml/min to 1000ml/min in 50ml increments			

Also Available: 0.5gpm, 1.0gpm, 2.0gpm in your choice of housing, fitting, or custom application.
Call Sales for pricing and availability.

Miscellaneous

Part #	Description	1±	25±	100±
FR-CLIP	FLOW RESTRICTOR CLIP			



REVERSE OSMOSIS AUTOMATIC SHUT OFF VALVES (ASO)



(ASV-100)



(ASV-2000W)

Hydronic ASO Series - White

Part #	Description	1±	25±	100±
ASV-100	ASO; 1/8" FPT			
ASV-100JG	ASO; 1/4" QC			
ASV-2000W	ASO; W/ INTRA SEAL; 1/4" QC			
ASV-ERP-JG	PERMEATE PUMP ASO 80%; 1/4" QC			
ASV300	ASO; 3/8" QC			



(ASV-100B)



(ASV300B)

Hydronic ASO Series - Black

Part #	Description	1±	25±	100±
ASV-100B	ASO; 1/8" FPT			
ASV-100JG-BK	ASO; 1/4" QC			
ASV300B	ASO; 3/8" QC			



(ASV-4000Q)

Puregen ASO valve

Part #	Description	1±	50±	100±
ASV-4000Q	ASO; 1/4" QC WHITE			



(PWS592Q)

Payne PWS Series

Part #	Description	1±	10±	50±	100±
PWS592Q	ASO; WHITE; 1/4" QC				



(T2000)

Terminator 2000

Part #	Description	1±	10±	50±	100±
T2000	T2000 ASO; 2/3; 1/8" FPT; WH				
T2000S	T2000S ASO W/SPRING; 90%; 1/8" FPT; WHITE				

HYDRONAMIC ENGINEERING® CHECK VALVES



Fittings / Components



Check Valve (ILCV09)

InLine Check Valve

Part #	Description	1±	25±	100±
ILCV09	INLINE CHECK VALVE; 1/4" QC			



Check Valve (CV18S-FM)

Stainless Steel Check Valves

Part #	Description	1±	25±	100±
CV18S-FM	1/8" MPT x 1/8" FPT SS			
CV18SS	1/8" MPT X 1/8" MPT SS			
CV14SF	1/4" MPT X 1/4" FPT SS			
CV14SF-V	1/4" MPT X 1/4" FPT SS; VITON			
CV14S	1/4" MPT X 1/4" MPT SS			



Check Valve (CV14S)

* Buna, Silicone, Viton and EPDM o-ring compounds available



Check Valve (Jaco) (SCV-___)

Stainless Steel Check Valve - Inserted into Jaco Fittings

Part #	Description (Tube x Pipe)	1±	25±	100±
SCV-1042NO	CV;1/4" JACO X 1/8" MPT; MALE CON.(N)			
SCV-4042NO	CV;1/4" JACO X 1/8" MPT; FIXED ELBOW (N)			



Check Valve (JG) (SCV-___)

Stainless Steel Check Valve - Inserted into John Guest Fittings

Part #	Description (Tube x Pipe)	1±	25±	100±
SCV-CI010821W	CV;1/4"QC X 1/8" MPT; MALE CON.-WHITE			
SCV-PI010821S	CV;1/4"QC X 1/8" MPT; MALE CON.-GREY			
SCV-CI010822W	CV;1/4"QC X 1/4" MPT; MALE CON.-WHITE			
SCV-CI011222W	CV;3/8"QC X 1/4" MPT; MALE CON.-WHITE			
SCV-CI480821W	CV;1/4"QC X 1/8" MPT; FIXED ELBOW-WHITE			
SCV-PI480821S	CV;1/4"QC X 1/8" MPT; FIXED ELBOW-GREY			
SCV-PI480822S	CV;1/4"QC X 1/4" MPT; FIXED ELBOW-GREY			
SCV-CI050821W	CV;1/4" STEM X 1/8" MPT; STEM ADPT.-WHITE			
SCV-PI050821S	CV;1/4" STEM X 1/8" MPT; STEM ADPT.-GREY			



JOHN GUEST® CHECK VALVES



John Guest® Inline Check Valves are designed with Super Speedfit technology, featuring the same simplicity as JG fittings providing a fast & secure way of connecting plastic tubing without the use of tools. The valves can be mounted in any position; the arrow indicates the direction of flow.



Inline Check Valves

Check Valves - Inline

Part #	Description (Tube X Tube)	1±	100±	200±	500±
1/4SCV	1/4" JG				
Part #	Description (Tube X Tube)	1±	100±	500±	1000±
5/16SCV	5/16" JG				
Part #	Description (Tube X Tube)	1±	80±	400±	800±
3/8SCV	3/8" JG				
Part #	Description (Tube X Tube)	1±	100±	200±	500±
1/2SCV	1/2" JG				

SMC® CHECK VALVES



SMC® Provides competitively priced high quality check valves for positive checking. To prevent potential leaks and quality control is maintained from start to finish.

PVC NSF Check Valves (426 Series)

Part #	Description	1±	10±	150±
5720990	1/8" FPT X 1/8" FPT - BUNA			
5722390	1/8" FPT X 1/8" FPT - VITON			
5721090	1/4" FPT X 1/4" FPT - BUNA			
5720690	1/4" FPT X 1/4" FPT - VITON			
5721190	1/4" MPT X 1/4" MPT - BUNA			
5721290	1/4" FPT X 1/4" MPT - BUNA			
5721590	1/2" BARB X 1/2" BARB - BUNA			

FP (Filled Polypropylene) NSF Check Valves

Part #	Description	1±	10±	150±
6850090	685 SERIES; 1/2" F X 1/2" F - BUNA			
6870090	687 SERIES; 3/4" F X 3/4" F - BUNA			
6940090	694 SERIES; 1/4" F X 1/4" F - BUNA			

Fittings / Components



PVC NSF Check Valve
426 Series



Filled Polypropylene
Check Valve
694 Series

JACO® CHECK VALVES



KYNAR Check Valves

Part #	Description (NPT Thread)	1±	25±	125±	250±
CV-2-K	1/8"				
CV-4-K	1/4"				
CV-6-K	3/8"				
CV-8-K	1/2"				
CV-8-K-EP	1/2" EP O-RING				



KYNAR Check Valve



PENTAIR® FILTER HOUSING WRENCHES, O-RINGS AND BRACKETS



Filter Wrenches - Pentek Products (Previously Ametek & US Water)

PENTEK



Part #	Description	1±	CASE		
			50±	250±	500±
150539	SW-1A SPANNER WRENCH; SLIM LINE				
150295	SW-2 SPANNER WRENCH; 3/4" HOUSING				
150296	SW-3 SPANNER WRENCH; 10" BB				
144368	SW-4 SPANNER WRENCH, 20" BB				
144880	BW-FHWR; S.WRENCH FOR BW & BC				

Filter Housing O-Rings - Pentek (Previously Ametek)

Part #	Description	SL=Slimline	1±	CASE		
				10±	50±	100±
151121	1/4" & 3/8" & 1/2" Inlet Filter Housing O-Rings					
151120	3/4" inlet Filter Housing O-Rings - Pentek					
151122	Big blue Filter Housing O-Rings - Pentek					

Slimline Housing Brackets [1/4" 3/8" & 1/2" Ports]

Part #	Description	1±	CASE		
			10±	50±	100±
244046-00	SL-ZP BRACKET ONLY [L]				
244047	SL-ZP BRACKET KIT [L]				

Standard Housing Brackets [3/4" Ports]

Part #	Description	1±	CASE		
			10±	50±	100±
244043	MC-1A BRACKET ONLY [L]				
150578	MC-1A BRACKET KIT [L]				
144012-00	UB-1 VIH BRACKET [U]				
151011	UB-1 VIH BRACKET KIT [U]				

Single - Big Blue, Big White, Big Clear Housing Brackets

Part #	Description	1±	CASE		
			10±	50±	100±
357639	WB-SS STAINLESS STEEL [L]				
357640	WB-SS KIT S.S. [L]				

Double - Big Blue, Big White, Big Clear Housing Brackets

Part #	Description	1±	CASE		
			10±	50±	100±
144258	TWO HOUSING BIG BLUE				

Triple - Big Blue, Big White, Big Clear Housing Brackets

Part #	Description	1±	CASE		
			5±	25±	50±
144259	THREE HOUSING BIG BLUE				



(244043)



(144012-00)



(357639)



(144258)



(144259)

BRACKETS



BB Bracket L Style (BB-L-1020)



Lag Bolts

Big Blue Single Brackets

Part #	Description	1±	CASE	
			25±	50±
BB-L-1020	BB BRACKET L STYLE			
MP-BRL001WB	BB L (10+20"); WHITE			

Big Blue Screws [Lag Bolts]

Part #	Description	1±	CASE	
			100±	250±
251031L0100SS	STAINLESS 5/16" X 1" LAG BOLT (QTY 4 required)			

Two Housing Brackets

Part #	Description (W = White, B = Black)	1±	CASE	
			10±	25±
A-FM30B	2 STAGE; 9 1/4" X 5 1/4"; Z STYLE			
A-FM30W	2 STAGE; 9 1/4" X 5 1/4"; Z STYLE			
A-FM40W	2 STAGE; 9 1/4" X 5 1/4"; U STYLE			
A-FM70B	2 STAGE; 10 1/2" X 4 1/2"; U STYLE			
A-FM70W	2 STAGE; 10 1/2" X 4 1/2"; U STYLE			
A-2BB	2 STAGE BB; 5 1/4" X 8"; Z STYLE			



Two Housing Bracket

Fittings / Components



Three Housing Bracket

Three Housing Brackets

Part #	Description (W = White, B = Black)	1±	10±	25±
A-FM50W	3 STAGE; 14 1/8" X 5 1/4"; Z STYLE			
A-FM60B	3 STAGE; 14 1/8" X 5 3/4"; U STYLE			
A-FM60W	3 STAGE; 14 1/8" X 5 3/4"; U STYLE			
A-FM90B	3 STAGE W/STEP; 12" X 3 3/8" X 2 5/8"; U			
A-FM90W	3 STAGE W/STEP; 12" X 3 3/8" X 2 5/8"; U			
A-FM100B	3 STAGE; 13 1/4" X 5 1/4"; U STYLE			
A-FM100W	3 STAGE; 13 1/4" X 5 1/4"; U STYLE			



(Q-BRACKET)

Q-Series Brackets

Part #	Description (All White)	1±	10±	50±
Q-BRACKET	SINGLE Q-SERIES BRACKET; L			

Part #	Description (All White)	1±	10±	25±
A-A-BVG2	2 STAGE; 7 1/4" X 3"; Z STYLE			
A-BVG2	2 STAGE; 7 1/4" X 3"; Z STYLE; ELEC.P			
A-BVG3	3 STAGE; 10 1/2" X 3"; Z STYLE; ELEC.P			
A-BV3	3 STAGE; 11" X 4 1/8"; U STYLE			
A-BV4	4 STAGE; 11" X 4 1/8"; U STYLE			

RO-Pump Mounting Brackets

Part #	Description (W = White, B = Black)	1±	10±	25±
A-BV4-P	4 STAGE Q-SERIES; 11" X 4 1/4" X 3"; Z STYLE			
A-HR35B	3 STAGE W/STEP; 12" X 3 1/4" X 4 1/2"; Z			
A-HR35W	3 STAGE W/STEP; 12" X 3 1/4" X 4 1/2"; Z			

CLIPS



Base Clip
(PPC212W)



Base Clip
(PPC202W)



Base Clip
(PPC204W)



Double Clip
(PPC208W)



Double Clip
(PPC205W)

Base Clips

Part # PPC204B PPC204W	Description 2" BASE CLIP - BLACK 2" BASE CLIP - WHITE	1±	50±	300±	600±
Part # PPC212B PPC212W	Description 2.5" BASE CLIP; EASY - BLACK 2.5" BASE CLIP; EASY - WHITE	1±	50±	250±	500±
Part # PPC202B PPC202W	Description 2.5" BASE CLIP; EXTRA STRONG - BLACK 2.5" BASE CLIP; EXTRA STRONG - WHITE	1±	50±	200±	400±

Double Clips

Part # PPC208B PPC208W	Description 2" X 2" DOUBLE - BLACK 2" X 2" DOUBLE - WHITE	1±	50±	300±	600±
Part # PPC205B PPC205W	Description 2.5" X 2" DOUBLE - BLACK 2.5" X 2" DOUBLE - WHITE	1±	50±	250±	500±
Part # PPC222B PPC222W	Description 2.5" X 2.5" LARGE DOUBLE - BLACK 2.5" X 2.5" LARGE DOUBLE - WHITE	1±	50±	200±	400±



R.O. TANKS & ACCESSORIES



RO tanks



METAL REVERSE OSMOSIS TANKS



3.2 Gal NSF RO Tank
(TKE-3200W)

Tank Size Chart
On Next Page

2 Gallon RO Tank

Part #	Description	1±	10±	88±
TKE-1200W	PAE RO-120; 2 GAL 1/4" - WHITE			

3 Gallon RO Tank

Part #	Description	1±	10±	100±
TKE-2200W	PAE RO-122; 3 GAL NSF - WHITE			

4 Gallon RO Tanks

Part #	Description	1±	10±	88±
TKE-3200W	PAE RO-132; 4 GAL NSF - WHITE			
TKE-3200B	PAE RO-132; 4 GAL NSF - BLUE			

5.5 Gallon RO Tank

Part #	Description	1±	10±	88±
TKE-5200	RO-152; 5.5 GAL - WHITE			

9.2 Gallon RO Tank

Part #	Description	1±	10±	36±
TKE-TP35	PAE 9.2 GAL 1/4" - WHITE			

14 Gallon RO Tank

Part #	Description	1±	10±	27±
TKE-1070-W-1/4	PAE 14 GAL 1/4" NSF - WHITE			
TKE-1070-W-3/4	PAE 14 GAL 3/4" NSF - WHITE			

20 Gallon RO Tank

Part #	Description	1±	10±	18±
TKE-2000W	PAE RO-2000; 20 GAL 3/4" NSF - WHITE			

28 Gallon NSF RO Tank

Part #	Description	1±	4±	12±
TKE-2800W	PAE RO-2800; 28 GAL 1" BSP - WHITE (TANK INCLUDES 3/8" BALL VALVE KIT)			

RO Tanks

PLASTIC REVERSE OSMOSIS TANKS



Plastic RO Tanks
(ROPT201-PL_)

3.2 Gallon RO Tank

Part #	Description	1±	10±	100±
TKE-2400-P	PAE TP-12P PLASTIC TANK; 3.2 GAL. WHITE			

4 Gallon Plastic RO Tanks

Part #	Description	1±	10±	80±
ROPT201-PLB	PRO-4000 4 GAL. PLASTIC TANK - BLUE			

5 Gallon RO Tank

Part #	Description	1±	10±	80±
TKE-5000P	PAE TP-19P PLASTEEL TANK; 5 GAL. WHITE			



REVERSE OSMOSIS TANKS SIZE CHART

PAE Metal Tanks

Part#	Factory Part#	Capacity (gallon)	Diameter	Height	Fitting	Wt. (Lbs)	Color	Qty of Pallet
TKE-1200	RO-120	2	8"	13"	1/4"	5.75	White	150
TKE-2200	RO-122	3.2	9"	14"	1/4"	7	White	100
TKE-3200	RO-132	4.4	11"	14"	1/4"	9	White Blue Black	88
TKE-5200	RO-152	5.5	12"	16"	1/4"	11	White	80
TKE-TP35	TP-35	9.2	13"	21"	1/4"	15.5	White	35
TKE-1070	RO-1070	14	16"	23"	1/4"	27	White	27
					3/4"		Blue	
TKE-2000	RO-2000	20	16"	30"	3/4"	37	White	18
					1"		Blue	
TKE-2800	RO-2800	28	16"	38"	1" BSP	47	White	N/A
					Blue			

PAE Plasteel Tanks

Part#	Factory Part#	Capacity (gallon)	Diameter	Height	Fitting	Wt. (Lbs)	Color	Qty of Pallet
TKE-2400P	TP-12P	3.2 Plastic	9"	14"	1/4"	4	White	100
TKE-5000P	TP-19P	5 Plastic	11.5"	16"	1/4"	11	White	80

Kemflo Plastic Tanks

Part#	Capacity (gallon)	Diameter	Height	Fitting	Wt. (Lbs)	Color	Qty of Pallet
TKP-4000	4	11"	15"	1/4"	9	White	80
						Blue	

RO tanks



AMTROL™ REVERSE OSMOSIS TANKS



4 gal.
(141S344)

34 gal.
(147-47)



10 gal.
(143-132)

44 gal.
(147-69)



14 gal.
(143-198)

86 gal.
(150-6)

Tank Ball Valves
See Pages
(112, 118, 127)

Amtrol™ Tank Sizes					
Part#	Diameter		Height		Gallon Capacity @ 50 PSI Feed Pressure
	cm	inches	cm	inches	
141S344	27.94	11"	38.1	15"	3.1
143-132	39.05	15 3/8"	44.13	17 3/8"	6.9
143-198	39.05	15 3/8"	56.36	22 3/16"	9.7
147-47	55.88	22"	74.93	29 1/2"	20.6
147-69	55.88	22"	91.44	36"	27.2
150-6	66.04	26"	119.86	47 3/16"	53.2

Standard Residential Tanks

Part #	Description	1±	10±	48±
141S343	RO-4B 4.4 GAL; W/S/BUMPS-BLUE-SS; 1/4"			
141S344	RO-4W 4.4 GAL; W/S/BUMPS-WHITE-SS; 1/4"			

Light Commercial Tanks

Part #	Description	1±	5±	10±
143-132	10B 10.3 GALLON - BLUE; 3/4" MIP			
143-198	14B 14 GALLON - BLUE; 3/4" MIP			
143-293	14B 14 GALLON - BLUE; 1/4" MIP			
144-120	20B 20 GALLON - BLUE; 1" MIP			

Part #	Description	1±	2±	4±
147-47	RO-34B 34 GALLON - BLUE; 1-1/4" MIP			
147-69	RO-44B 44 GALLON - BLUE; 1-1/4" MIP			
150-6	RO-86 86 GALLON - BLUE; 1-1/4" MIP			
151-57	RO-119 119PA GALLON - BLUE; 1-1/4" MIP			

Tank Shut Off Kits

Part #	Description	1±	10±	50±
BVK-143-198	BALL VALVE KIT; 3/4" FIP X 1/4" JACO			
BVK-143-198(JG)	BALL VALVE KIT; 3/4" FIP X 1/4" JG			
BVK-143-198-3/8	BALL VALVE KIT; 3/4" FIP X 3/8" JACO			
BVK-143198JG3/8	BALL VALVE KIT; 3/4" FIP X 3/8" JG			
AK-144-120	PVC 1" ADAPTER KIT; 1/4" TUBE			
AK-144-120(3/8)	PVC 1" ADAPTER KIT; 3/8" TUBE			
AK-147-47	PVC 1-1/4" ADAPTER KIT; 1/4" TUBE			
AK-147-47(3/8)	PVC 1-1/4" ADAPTER KIT; 3/8" TUBE			
AK-147-69	PVC 1-1/4" ADAPTER KIT; 1/4" TUBE			
AK-150-6	PVC 1 1/4" ADAPTER KIT; 1/4" TUBE			

Part #	Description	1±	10±	50±
141-950	TANK STAND - BLACK PLASTIC			



STRUCTURAL™ ROmate™ TANKS



STRUCTURAL
Pentair Water



ROmate™ Vessels

Part #	Description	1±	2±	4±	8±
RO-15	RO-MATE 15; 14.5 GALLON; 1" MPT				
RO-20	RO-MATE 20; 19.8 GALLON; 1" MPT				
RO-30	RO-MATE 30; 29.5 GALLON; 1" MPT				
RO-40	RO-MATE 40; 40.3 GALLON; 1" MPT				
CH34394	RO-MATE 60; 60 GALLON; 1-1/4" MPT; PVC DRAIN				
RO-80	RO-MATE 80; 86.7 GALLON; 1 1/4" MPT				
RO-120	RO-MATE 120; 119.7 GALLON; 1 1/4" MPT				

SPECIFICATIONS AND PERFORMANCE

PART#	MODEL#	CAPACITY	MAX. OPERATING PRESSURE	DIMENSIONS	HEIGHT OF INLET / OUTLET TO FLOOR	SYSTEM CONNECTION
CH30834	RO15	14.5 gal (55 L)	125 psi, 862 kPa, 8.6 bar	16 x 26" (41 x 66 cm)	1¾" (4.4 cm)	1" MNPT
CH30839	RO20	19.8 gal (75 L)	125 psi, 862 kPa, 8.6 bar	16 x 32" (41 x 81 cm)	1¾" (4.4 cm)	1" MNPT
CH30853	RO30	29.5 gal (112 L)	125 psi, 862 kPa, 8.6 bar	16 x 44" (41 x 112 cm)	1¾" (4.4 cm)	1" MNPT
CH30865	RO40	40.3 gal (153 L)	125 psi, 862 kPa, 8.6 bar	16 x 57" (41 x 145 cm)	1¾" (4.4 cm)	1" MNPT
CH34394	RO60	60 gal (227 L)	125 psi, 862 kPa, 8.6 bar	24 x 41½" (61 x 105 cm)	2¼" (5.7 cm)	1¼" MNPT
CH31054	RO80	86.7 gal (328 L)	125 psi, 862 kPa, 8.6 bar	24 x 55¼" (61 x 104 cm)	2¼" (5.7 cm)	1¼" MNPT
CH34395	RO120	119.7 gal (453 L)	125 psi, 862 kPa, 8.6 bar	24 x 74¼" (61 x 189 cm)	2¼" (5.7 cm)	1¼" MNPT

TANK PRESSURE GAUGES

RO tanks

Tank Low Pressure Gauges

Part #	Description	1±	10±	25±	60±
54846	PRESSURE GAUGE (0-20 PSI)				
Part #	Description	1±	6±	30±	60±
TPG-100	DIGITAL TANK PRESSURE GAUGE (PSI)				



(54846)



(TPG-100)



NOTES

Handwritten notes area with horizontal blue lines and a large, faint 'GOOD' watermark in the center.

R.O. Tanks



FAUCETS & ACCESSORIES



Faucets



QMP® FAUCETS



802 Ceramic Faucets

Part #	Description	1±	10±	50±	100±
QMP802-AG	CHROME; AG				
QMP802	CHROME; NON-AG				
QMP802-W	WHITE; NON-AG				

804 Ceramic Faucets

Part #	Description	1±	10±	50±	100±
QMP804-BRNICKEL	BRUSHED NICKEL; NON-AG				
QMP804	CHROME; NON-AG				

102 Long Reach Air-gap Faucets

Part #	Description	1±	10±	50±	100±
QMP102AG-C-AL	ALMOND				
QMP102AG-ANT BRASS	ANTIQUÉ BRASS				
QMP102AG-C-B	BLACK				
QMP102AG-C-BC	BRUSHED CHROME				
QMP102AG	CHROME				
QMP102AG-ORB	OIL RUBBED BRONZE				
QMP102AG-C-SN	SATIN NICKEL				
QMP102AG-C-W	WHITE				

102 Long Reach Non-Air-gap Faucets

Part #	Description	1±	10±	50±	100±
QMP102A	ALMOND				
QMP102-ANTBRASS	ANTIQUÉ BRASS				
QMP102BK	BLACK				
QMP102-POLBRASS	BRASS				
QMP102-BRBRASS	BRUSHED BRASS				
QMP102-BRCHROME	BRUSHED CHROME				
QMP102-BRNICKLE	BRUSHED NICKLE				
QMP102-BRSTAINLESS	BRUSHED STAINLESS				
QMP102	CHROME				
QMP102-COPPER	COPPER				
QMP102D	DUAL; HOT/ COLD - CHROME				
QMP102C-MB	MATTE BLACK				
QMP102-ORB	OIL RUBBED BRONZE				
QMP102-PLNICKLE	POLISHED NICKLE				
QMP102R	RED				
QMP102W	WHITE				



QMP102



QMP2011

2011 Ceramic Faucets

Part #	Description	1±	10±	50±	100±
QMP2011AG-C	CHROME; AG				
QMP2011AG-BN	BRUSHED NICKLE; AG				
QMP2011-C	CHROME; NON-AG				

Faucets

TOMLINSON® FAUCETS



Designer Hot / Cold Faucets

Part #	Description	1±	15±	75±
1020900	600PBR HC; ANTIQUÉ BRONZE			
1020905	600PBR HC; BRUSHED STAINLESS			
1022305	600PBR HC; POLISHED CHROME			
1020899	600PBR HC; SATIN NICKEL			

Contemporary Hot / Cold Faucets

Part #	Description	1±	15±	75±
1020907	600CBR HC; ANTIQUÉ BRONZE			
1020912	600CBR HC; BRUSHED STAINLESS			
1022118	600CBR HC; POLISHED CHROME			
1020890	600CBR HC; SATIN NICKEL			



Designer Hot Cold



Contemporary Hot Cold



Designer

Matte Black

Designer Faucets - (Has removable airgap device)

Part #	Description	1±	15±	75±
1019311	ANTIQUE BRONZE			
1019307	BLACK			
1019444	BRIGHT NICKEL			
1020518	BRUSHED STAINLESS			
1026577	MATTE BLACK			
1019309	POLISHED BRASS			
1019299	POLISHED CHROME			
1025811	POLISHED NICKEL			
1019301	SATIN NICKEL			
1024293	VENETIAN BRONZE			
1019303	WHITE			



Contemporary

Contemporary Faucets - (Has removable airgap device)

Part #	Description	1±	15±	75±
1020897	BISCUIT			
1020894	BLACK			
1020892	BRIGHT NICKEL			
1020896	BRUSHED STAINLESS			
1020587	CHROME			
1026576	MATTE BLACK			
1025810	POLISHED NICKEL			
1020889	SATIN NICKEL			
1024294	VENETIAN BRONZE			
1020893	WHITE			



Vintage

Quadra

Vintage Faucets - (Has removable airgap device)

Part #	Description	1±	15±	75±
1024801	ANTIQUE BRONZE			
1024798	BRUSHED STAINLESS			
1024763	POLISHED CHROME			
1024773	SATIN NICKEL			
1024774	VENETIAN BRONZE			



Ultra Contemporary

Quadra Faucets - (Has removable airgap device)

Part #	Description	1±	15±	75±
1025105	ANTIQUE BRONZE			
1025104	BRUSHED STAINLESS			
1024845	POLISHED CHROME			
1025101	SATIN NICKEL			
1025102	VENETIAN BRONZE			

Ultra Contemporary Faucets - (Has removable airgap device)

Part #	Description	1±	15±	75±
1025115	ANTIQUE BRONZE			
1025114	BRUSHED STAINLESS			
1024852	POLISHED CHROME			
1025111	SATIN NICKEL			
1025112	VENETIAN BRONZE			



VS603 VS713 VS888

Value Series RO Faucets - (AirGap also available, call for details)

Part #	Description	1±	15±	75±
1022280	VS603 - POLISHED CHROME			
1022282	VS603 - SATIN NICKEL			
1022298	VS713 - POLISHED CHROME			
1022300	VS713 - SATIN NICKEL			
1022286	VS888 - POLISHED CHROME			
1022288	VS888 - SATIN NICKEL			
1022387	VS802 - POLISHED CHROME			
1022292	VS905 - POLISHED CHROME			
1022294	VS905 - SATIN NICKEL			
1024998	VS143 - POLISHED CHROME			



VS802 VS905 VS143

Faucets



GOOD WATER WAREHOUSE FAUCETS



FLR-133

FLR-300

133 Series

Part #
FLR-133PSBN
FLR-133PSCP

Description
133 FAUCET CV; BRUSHED NICKEL
133 FAUCET CV; CHROME

1± 10± 50±

300 Series

Part #
FLR-300CP-UP

Description
300 FAUCET LR; CHROME

1± 10± 50±



FLR-522

522 Series

Part #
FLR-522PSORB
FLR-522PSBN-AG
FLR-522PSCP-AG

Description
522 FAUCET; CV; OIL RUB BRONZE
522 AG FAUCET; CV; BRUSHED NICKEL
522 AG FAUCET; CV; CHROME

1± 10± 50±



FLR-575

575 Series

Part #
FLR-575CP
FLR-575BN

Description
575 FAUCET; CV; CHROME
575 FAUCET; CV; BRUSHED NICKEL

1± 10± 50±



FLR-878

878 Series

Part #
FLR-878CP
FLR-878BN

Description
878 FAUCET CHROME
878 FAUCET BRUSHED NICKEL

1± 20± 40±

Part #
FLR-878MB

Description
878 FAUCET MATT BLACK

1± 10± 50±



FLR-978

978 Series

Part #
FLR-978CP
FLR-978BN

Description
CERAMIC DISK/PLASTIC VALVE; CHROME
CERAMIC DISK/PLASTIC VALVE; BRUSHED NICKEL

1± 18± 36±

Faucet Wrench

Part #
270972

Description
FAUCET WRENCH

1± 5± 10± 25±

Faucets



EMD FAUCETS



**EMD
Global**



Long Reach Faucets - Ceramic Valves

Part #	Description	1±	10±	50±	100±
EF-9-CC-BN	BRUSHED NICKEL, F9LF				
EF-9-CC-C	CHROME, F9LF				
EF-9-CC-BC	BRUSHED CHROME, PROP. 65 NSF				
EF-9-CC-AL	ALMOND, PROP. 65 NSF				
EF-9-CC-BLK	BLACK, PROP. 65 NSF				
EF-9-CC-ORB	OIL RUBBED BRONZE, F9LF				
EF-9-CC-WH	WHITE, PROP. 65 NSF				

WATERSTONE™ FAUCETS



**WATERSTONE™
FAUCETS**



Annapolis
1100 Series



Annapolis
1150 Series

Annapolis Faucets

Part #	Description	1±	2±
1100-ABZ	ANNAPOLIS - ANTIQUE BRONZE - COLD		
1100-ORB	ANNAPOLIS - OILRUB BRONZE - COLD		
1100-SN	ANNAPOLIS - SATIN NICKEL - COLD		
1100-VB	ANNAPOLIS - VENETIAN BRONZE - COLD		
1100HC-CH	ANNAPOLIS - CHROME - HOT/COLD		
1100HC-ORB	ANNAPOLIS - OILRUB BRONZE - HOT/COLD		
1100HC-SN	ANNAPOLIS - SATIN NICKEL - HOT/COLD		
1150-ABZ	ANNAPOLIS - ANTIQUE BRONZE - COLD		
1150-ORB	ANNAPOLIS - BLACK OIL RUBBED BRONZE - COLD		



Hampton
1250 Series



Hampton
1200 Series

Hampton Faucets

Part #	Description	1±	2±
1200-AC	HAMPTON - ANTIQUE COPPER - COLD		
1200-ORB	HAMPTON - OILRUB BRONZE - COLD		
1200-SN	HAMPTON - SATIN NICKEL - COLD		
1200-CH	HAMPTON - CHROME - COLD		
1200H-CH	HAMPTON - CHROME - HOT		
1200HC-CH	HAMPTON - CHROME - HOT/COLD		
1200HC-ORB	HAMPTON - OILRUB BRONZE - HOT/COLD		
1200HC-SN	HAMPTON - SATIN NICKEL - HOT/COLD		
1250-CH	HAMPTON - CHROME - COLD		
1250-PC	HAMPTON - POLISHED COPPER - COLD		
1250-SC	HAMPTON - SATIN CHROME - COLD		
1250H-CH	HAMPTON - CHROME - HOT		
1250HC-CH	HAMPTON - CHROME - HOT/COLD		
1250HC-SN	HAMPTON - SATIN NICKEL - HOT/COLD		



Parche
1400 Series

Parche Faucets

Part #	Description	1±	2±
1400-CH	PARCHE - CHROME - COLD		
1400-SN	PARCHE - SATIN NICKEL - COLD		
1400-SS	PARCHE - STAINLESS STEEL - COLD		
1400H-SS	PARCHE - STAINLESS STEEL - HOT		
1400HC-SS	PARCHE - STAINLESS STEEL - HOT/COLD		
1400H-CH	PARCHE - CHROME - HOT		
1400HC-CH	PARCHE - CHROME - HOT/COLD		
1400HC-SC	PARCHE - SATIN CHROME - HOT/COLD		

Installation Tool

Part #	Description	1±	5±	10±
270972	FAUCET WRENCH			

Faucets



NOTES

A series of horizontal blue lines spanning the width of the page, intended for handwritten notes. A large, faint watermark of the "GOOD" logo is centered in the background.

Faucets



INSTALLATION SUPPLIES



Installation Supplies



FEED VALVES



Max Adaptor

Max-Adapters (No Valve) - Brass - Lead Free

Part #	Description (C. = COMPRESSION THD.)	1±	10±	25±
65-2000NL	3/8" C. X 3/8" C. X 1/4" C. ADAPTER			
65-3000NL	3/8" C. X 3/8" C. X 1/4" FIP ADAPTER			
65-2001NL	3/8" C. X 3/8" C. X 3/8" C. ADAPTER			
65-2002NL	1/2" C. X 1/2" C. X 1/4" C. ADAPTER			



John Guest®
Metal Angle Stop Adaptor Valve
(ASVPP5LF)

John Guest Metal Angle Stop Adapter Valves - Lead Free

Part #	Description	1±	30±	150±	300±
ASVPP1LF	JG 3/8" MALE X 3/8" FEMALE X 1/4" JG				
ASVPP2LF	JG 3/8" MALE X 3/8" FEMALE X 3/8" JG				
ASVPP5LF	JG 1/2Fx3/8M x 1/4JG Angle Stop Adapter				



John Guest®
Plastic Angle Stop Adaptor Valve
(PASVPP5)

Part #	Description	1±	20±	100±	200±
ASVPP6LF	JG 1/2Fx3/8M x 3/8JG Angle Stop Adapter				

John Guest Plastic Angle Stop Adapter Valves

Part #	Description	1±	25±	125±	250±
PASVPP1	3/8x3/8x1/4 ASV;PLASTIC				
PASVPP2	3/8x3/8x3/8 ASV;PLASTIC				
PASVPP5	3/8x3/8x1/4 ASV 1/2 ADPTR;PLASTIC				
PASVPP6	3/8x3/8x3/8 ASV;1/2 ADPTR;PLASTIC				



Easy Adaptor
(6893390)

Easy Adaptors - PVC

Part #	Description	1±	10±	150±
6893390	1/2" FPT X 1/2" MPT W/1/4" JG (NO VALVE)			
6893190	1/2" FPT X 1/2" MPT W/3/8" JG (NO VALVE)			
6890590	1/2" FPT X 1/2" MPT X 1/4" FPT; NSF			
6891190	1/2" FPT X 1/2" MPT X 1/4" JACO; NSF			
6892390	1/2" FPT X 1/2" MPT X 1/4" JG; NSF			



Easy Adaptor
(6892390)

DRAIN CONNECTORS



Drain Connector
(PDC-Q14)

Drain Connectors

Part #	Description	1±	50±	100±	250±
PDC60438F	3/8" FPT				
PDC-Q14	1/4" QUICK CONNECT				

Part #	Description	1±	50±	125±	250±
PDC-Q38	3/8" QUICK CONNECT				
PDC602F	1/4" FPT				
PDC60438M	3/8" M. COMP.				
PDC60414M	1/4" M. COMP.				



Hose Clip
Drain Connector
(VV-DSI000)

Hose Clip Drain Connector

Part #	Description	1±	10±	50±	100±
VV-DSI000	HOSE CLIP DRAIN TAP; 1/4" X 2.0 O.D.				
VV-DSI000-38	HOSE CLIP DRAIN TAP; 3/8" X 2.0 O.D.				




AIRGAP DEVICES




Drain Line Adapters


Part #	Description	1±	10±	25±
12-25JG	1 1/2" X 1/4" QC RO DRAIN ADAPTER KIT			
12-38JG	1 1/2" X 3/8" QC RO DRAIN ADAPTER KIT			
12-50B	1 1/2" X 1/2" BARB DRAIN ADAPTER KIT			
D-25JG	1/2"- 7/8" BARB X 1/4" QC RO DRAIN ADAPTER KIT			
D-38JG	1/2"- 7/8" BARB X 3/8" QC RO DRAIN ADAPTER KIT			
D-50JG	1/2"- 7/8" BARB X 1/2" QC DRAIN ADAPTER KIT			
D-50B	1/2"- 7/8" BARB X 1/2" BARB DRAIN ADAPTER KIT			
Part #	Description	1±	10±	50±
9-25JG	1 1/2" X 1/4" QC RO DRAIN ADAPTER KIT			
9-38JG	1 1/2" X 3/8" QC RO DRAIN ADAPTER KIT			
9-50B	1 1/2" X 1/2" BARB DRAIN ADAPTER KIT			



(12-38JG)



(9-38JG)



(D-38JG)

Airgap Devices

Part #	Description	1±	5±	10±
TAG-NF	TWIN DISHWASHER AIRGAP 1/2" FPT (NO FITTING)			
Part #	Description	1±	10±	25±
T52-RO1	SINGLE DISHWASHER AIRGAP KIT			
TAG-25QC	TWIN DISHWASHER AIRGAP; CHROME; 1/4 QC			
TAG-58BI	TWIN DISHWASHER AIRGAP; CHROME; 5/8" BARB			
TAG-NCNF	TWIN DISHWASHER AIRGAP 1/2" FPT (No Cover & Fitting)			
31-S KIT S-C	GAP-A-RO 1/4" X 3/8" COOLER AIRGAP			
211211	GAP-O-FLO INLINE AIRGAP 1/2" MIP X 3/4" MIP			
8500	GAP-CAP			
HF2	GAP-IT; 61-S; 1 1/2" STAND PIPE AIRGAP			
HF1	GAP-IT; 61-S; 2" STAND PIPE AIRGAP			
AG180-002	GAP-A DRAIN UNIVERSAL AIRGAP			
34700	MR DRAIN SOFTENER AIRGAP			



RO Air Gap
(T52-RO1)



(TAG-25QC)



Gap-A-RO Kit
(31-S KIT S-C)



Gap-O-Flo
(211211)



Gap Cap
(8500)



Gap-It
(HF2)



Gap-It
(HF1)



Gap-A-Drain Universal
Drain Air Gap
(AG180-002)



Mr. Drain
(34700)

Part #	Description	1±	5±	25±
G-50JGP	1 1/2" X 1/2" QC DRAIN AIRGAP KIT			
Part #	Description	1±	10±	25±
G-38JGP	1 1/2" X 3/8" QC RO DRAIN AIRGAP KIT			
G-50BP	1 1/2" X 1/2" BARB DRAN AIRGAP KIT			
G-150	1 1/2" HUB X 1/2" FPT; ABS AIRGAP			
G-175	1 1/2" HUB X 3/4" FPT; ABS AIRGAP			
G-200	2" HUB X 1" FPT; ABS AIRGAP			



(G-50JGP)



(G-150)





(G-200)

Installation Supplies



FALCON® STAINLESS STEEL WATER FLEX CONNECTORS



Stainless Steel Water Flex Connectors

Part #	Description	1+	25+	50+
(FF=FPT X FPT, FM=FPT X MPT, T=TUBE SIZE)				
S-02-12"	1/2" FFSS COR WTRFLEX 12"			
S-02-16"	1/2" FFSS COR WTRFLEX 16"			
S-02-20"	1/2" FFSS COR WTRFLEX 20"			
FF-12"	3/4" FFSS COR WTRFLEX 12"			
FF-15"	3/4" FFSS COR SWTRFLX 15"			
FF-18"	3/4" FFSS COR SWTRFLX 18"			
FF-24"	3/4" FFSS COR SWTRFLX; 24"			
FF-36"	3/4" FFSS COR SWTRFLX; 36"			
FM-18"	3/4" FMSS COR WTRFLEX 18"			
SWC-1"X12"	1" FFSS COM SOF/BOIL CON			
SWC-1"X18"	1" FFSS COM SOF/BOIL CON			
SWC-1"X24"	1" FFSS COM SOF/BOIL CON			
SWC-1X34X18	1 x 3/4" x 3/4" ID SS FLEX CONN; 18"L			
SWC-1X34X24	1 x 3/4" x 3/4" ID SS FLEX CONN; 24"L			
SWC-114"X18"	1 1/4" FFSS COM SOF/BOIL CON			
SWC-114X1X12	1 1/4" F x 1Fx1T SS CONN; 12"L			
SWC-114X1X15	1 1/4" F x 1F x 1T SS CONN; 15"L			
SWC-114X1X18	1 1/4" F x 1F x 1T SS CONN; 18"L			
SWC-114X1X24	1 1/4" F x 1F x 1T SS CONN; 24"L			
SWC-114X34X15	1 1/4" F x 3/4" F x 3/4" T SS CONN; 15"L			
SWC-114X34X18	1 1/4" F x 3/4" F x 3/4" T SS CONN; 18"L			
SWC-114X34X24	1 1/4" F x 3/4" F x 3/4" T SS CONN; 24"L			
SWC-112X18	1 1/2" FIP x 1 1/2" ID SS FLEX CONN; 18"L			
SWC-112X24"	1 1/2" FIP x 1 1/2" ID SS FELX CONN; 24"L			
SWC-2"X18"	2" FFSS COM SOF/BOIL CON			
SWC-2"X24"	2" FFSS COM SOF/BOIL CON			

Push To Fit Connectors

Part #	Description	1+	25+	50+
PTC34-JG18	3/4" FIP X 3/4" JG PTC; 18"			
PTC34-JG24	3/4" FIP X 3/4" JG PTC; 24"			
PTC34-JG1N	1" NYLON FIP X 3/4" JG PTC; 18"			
PTC34-JG18-114N	1 1/4" NYLON FIP X 3/4" JG PTC; 18"			
PTC34-JGX1-3/4NX24"	3/4" JG PTC X 1-3/4" NYLON FIP; 24"			
PTC-PTC34-18	PTC QC 3/4" X PTC QC 3/4"			
PTC1-JG1N-18	1" JG PTC X 1" NYLON FIP; 18"			
PTC1-JGX1-3/4NX18"	1" JG PTC X 1-3/4" NYLON FIP; 18"			
PTC1-JGX1-3/4NX24"	1" JG PTC X 1-3/4" NYLON FIP; 24"			

Autotrol Stainless Steel Water Flex Connectors

Part #	Description	1+	25+	50+
SWCN1341X18	1 3/4"-12UN (NYLON)X1"X18" FLEX CON			
SWCN13434X12	1 3/4"-12UN (NYLON)X3/4"X12" FLEX CON			
SWCN13434X18	1 3/4"-12UN (NYLON)X3/4"X18" FLEX CON			

Clack Stainless Steel Water Flex Connectors

Part #	Description	1+	25+	50+
CLK X34X18	CLACK 3/4" x 18" SS CONN			
CLK X1X18	CLACK 1" x 18" SS CONN			
CLK X1X24	CLACK 1" x 24" SS CONN			



INSTALLATION SUPPLIES MISCELLANEOUS



Adhesive Tubing Clips
(9777 & 9778)



Teflon Tape
(15831)



Silicone Grease
(1014081)



Clip Gun

Adhesive Tubing Clips

Part #	Description	1±	50±	100±	250±
9777	ADHESIVE TUBING CLIP; 1/4"				
9778	ADHESIVE TUBING CLIP; 3/8"				

Teflon Tape & Liquid

Part #	Description	1±	25±	50±	
15831	TEFLON PTFE TAPE 1/2" X 520" IMP PER ROLL				
Part #	Description	1±	50±	250±	500±
LT8	LIQUID TEFLON PTFE SEALANT; 8 OZ.				

Silicone Grease

Part #	Description	1±	10±	24±	48±
1014081	SILICONE GREASE 8 OZ (AUTOTROL)				

Clip Gun

Part #	Description	1±	5±	10±	
RB-2	CLIP GUN; FOR 1/4" TUBING				
RB-2-CLIPS	CLIPS; FOR 1/4" TUBING; 400 PER BOX;WH				
RB-4	CLIP GUN; FOR 3/8" TUBING				
RB-4-CLIPS	CLIPS; FOR 3/8" TUBING; 400 PER BOX;BLK				
RB-5	CLIP GUN; FOR 1/2", 5/8", & 3/4" TUBING				
RB-5-CLIPS-1/2	CLIPS; FOR 1/2" TUBING; 100 PER BOX;BLK				
RB-5-CLIPS-3/4	CLIPS; FOR 3/4" TUBING; 100 PER BOX;BLK				

Faucet Wrench

Part #	Description	1±	5±	10±	25±
270972	FAUCET WRENCH (TOPWAY)				

RELTON® SINK HOLE CUTTERS



RELTON CORPORATION



1



Carbide Pilot
Drill Bit (PD-42)

2



Spring-Loaded
Porcelain Saw (P-14)

3



Finish Hole Saw (F-20)



Complete Cutter Kit
(PC-20)

Porcelain Cutters

Part #	Description	1±	6±	11±	
PC-14	7/8" CUTTER KIT COMPLETE				
PC-16	1" CUTTER KIT COMPLETE				
PC-20	1 1/4" CUTTER KIT COMPLETE				

Porcelain Cutter Pilot Drill Bit

Part #	Description	1±	6±	11±	
PD-42	CARBIDE PILOT DRILL BIT				

Porcelain Cutter Components

Part #	Description	1±	6±	11±	
P-14	7/8" PORCELAIN SAW COMPLETE				
P-20	1 1/4" PORCELAIN SAW COMPLETE				
F-14	7/8" FINISH HOLE SAW COMPLETE				
F-16	1" FINISH HOLE SAW COMPLETE				
F-20	1 1/4" FINISH HOLE SAW COMPLETE				
F-14HO	7/8" FINISH HOLE SAW HEAD ONLY				
F-16HO	1" FINISH HOLE SAW HEAD ONLY				
F-20HO	1 1/4" FINISH HOLE SAW HEAD ONLY				
S-12	7/8" SHANK - FINISH HOLE SAW				
S-34	1" SHANK - FINISH HOLE SAW				



Multi-Purpose Drill Bit

Multi-Purpose Drill Bits (Drills Tile, Hard Metal, Plastic, Wood, Marble, Granite, Masonry)

Part #	Description	1±	6±	11±	
GRT-14-6	7/8" SERRATED EDGE CARBIDE BIT				
GRT-8-6	1/2" SERRATED EDGE CARBIDE BIT				
GRT-7-6	7/16" MASONRY BIT				

Installation Supplies



BLUE-WHITE® FLOWMETERS

Blue-White®
Industries, Ltd.



F-400N Flowmeters

F-400 Features:

- Injection molded, chemical resistant Polysulfone
- Quick Loc (1/2 union) adapters
- Available in configuration for in-line & panel mount installation
- Dual scale and single scale available
- Optional flow control needle metering valve

F - 400N Flowmeters

Part #	Description	1±	4±
F-40250LN-4	0.025 - 0.25 GPM; 1/4" FPT		
F-40375LN-6	0.1 - 1 GPM; 3/8" FPT		
F-40375LN-8	0.1 - 1 GPM; 1/2" FPT		
F-40376LN-6	0.2 - 2 GPM; 3/8" FPT		
F-40376LN-8	0.2 - 2 GPM; 1/2" FPT		
F-40500LN-6	0.5 - 5 GPM; 3/8" FPT		
F-40500LN-8	0.5 - 5 GPM; 1/2" FPT		
F-40750LN-16	1.0 - 10 GPM; 1" FPT		
F-41000LN-12	2.0 - 20 GPM; 3/4" FPT		
F-41000LN-16	2.0 - 20 GPM; 1" FPT		



F-440 Flowmeters

F-440 Features:

- Injection molded, chemical resistant Polysulfone
- Quick Loc (1/2 union) adapters
- Available in configuration for in-line & panel mount installation
- Dual scale and single scale available
- Optional flow control needle metering valve

F - 440 Flowmeters

Part #	Description	1±	4±
F-44375L-6	0.1-1 GPM, 3/8" MPT; FLOWMETER		
F-44375L-8	.1-1 GPM 1/2" MPT		
F-44375LA-8	.1-1 GPM; 1/2" MPT; FLOWMETER ADJ		
F-44375LE-8	0.1-1 GPM; 1/2" ELB; FLOWMTR		
F-44376LA-6	.2-2 GPM; 3/8" MPT; FLOWMETER ADJ		
F-44376LA-8	.2-2 GPM; 1/2" MPT; FLOWMETER ADJ		



F-450 Flowmeters

F-450 Features:

- Injection molded, chemical resistant Polysulfone
- Quick Loc (half union) adapters
- Units available in configurations for in-line and panel mount installation
- Optional flow control needle metering valve
- Dual scale and single scale available

F - 450 Flowmeters

Part #	Description	1±	4±
F-45375LE-6	0.1-1GPM;3/8" FPT; FLOWMETER, PM		
F-45375L-8	0.1-1GPM;1/2" MPT; FLOWMETER		
F-45376L-6	0.2-2 GPM;3/8" FPT; FLOWMETER		
F-45376L-8	0.2-2GPM;1/2" MPT; FLOWMETER		
F-45500L-8	.5-5.0GPM 1/2" MPT FLOWMETER		
F-45500LA-8	FLOWMETER .5-5GPM; 1/2 MPT; ADJUSTABLE		
F-45500LHNE-6	0.5-5GPM;3/8" FPT; PM FLOWMETER		
F-45500LHNE-8	0.5-5GPM;1/2" MPT; PM FLOWMETER		
F-45750L-12	1.0-10 GPM; 3/4" MPT; IL; FLOWMETER		

Installation Supplies



F-451N High Volume

F-451 Features:

- Injection molded, chemical resistant Polysulfone
- Quick Loc (half union) adapters
- Units available in configurations for in-line and panel mount installation
- Adapters: Female NPT (national pipe thread)
- Dual scale and single scale available

F - 451N High Volume Flowmeters

Part #	Description	1±	4±
F-451006LHN	0.5 - 6 GPM; 1" FPT; IL		
F-451001LHN	1.0 - 10 GPM; 1" FPT; IL		
F-451001LHNE	1.0 - 10 GPM; 1" MPT; PM		
F-451002LHN	2.0 - 20 GPM; 1" FPT; IL		
F-451002LHNE	2.0 - 20 GPM; 1" MPT; PM		
F-451003LHKN	3.0 - 30 GPM; 1" FPT; IL; SPEC		
F-451003LHN	3.0 - 30 GPM; 1" FPT; IL		
F-451003LHNE	3.0 - 30 GPM; 1" MPT; PM		
F-451003LHN-24	3.0 - 30 GPM; 1.5" FPT; IL		
F-451004LHN	4.0 - 40 GPM; 1" FPT; IL		
F-451004LHNE	4.0 - 40 GPM; 1" MPT; PM		
F-451004LHN-24	4.0 - 40 GPM; 1.5" FPT; IL		



F-452 In-Line

F-452 Features:

- Injection molded, chemical resistant Polysulfone
- Quick Loc (half union) adapters
- Dual scale (GPM & LPM)
- Adapters: Female NPT (national pipe thread)
- Inline installation

F - 452 In - Line Flowmeters

Part #	Description	1±	4±
F-452080LHN	8-80GPM;2" FPT; FLOWMETER; SS		
F-452130LHN	15-130GPM;2" FPT; FLOWMETER; SS		
F-452175LHN	25-175GPM;2" FPT; FLOWMETER; SS		



F-550 Panel Mount

F-550 Features:

- One piece machined and polished acrylic meter body
- Corrosion and wear resistant internal parts
- Adapters: Male NPT (national pipe thread)
- Panel mount installation
- Dual scale (GPM & LPM)

F - 550 Panel Mount Flowmeters

Part #	Description	1±	4±
F-55250L	0.025 - 0.25 GPM; 1/4" MPT		
F-55375L	0.1 - 1 GPM; 3/8" MPT		
F-55375LA	0.1 - 1 GPM; 3/8" MPT; ADJ. V.		
F-55376L	0.2 - 2 GPM; 3/8" MPT		
F-55376LA	0.2 - 2 GPM; 3/8" MPT; ADJ. V.		
F-55500L	0.5 - 5 GPM; 1/2" MPT		
F-55500LA	0.5 - 5 GPM; 1/2" MPT; ADJ. V.		
F-55750L	1 - 10 GPM; 3/4" MPT		
F-55200L	2 - 20 GPM; 1" MPT		



F-300 Flowmeters

F - 300 Flowmeters

Part #	Description	1±	4±
F-30100P	5-35 GPM; FLOWMETER, 1" PIPE		
F-30150P	10-70 GPM; FLOWMETER, 1.5" PIPE		
F-30200P	20-120 GPM; FLOWMETER, 2" PIPE		
F-30600P	250 - 1050 GPM; 6" SADDLE		

Installation Supplies



Blue-White Industries, Ltd.

F - 1000 Digital Inline Flowmeters (TB = Totalizer Only, RB = Flow Rate Only)

Part #	Description	1±	4±
TB-375MIGPM1	0.800 - 8.000 GPM. METER; 3/8" FPT		
RB-500MI-6GPM1	2 - 20 GPM RATE METER; 1/2" FPT		
RB-100PI-GPM2	2 - 20 GPM RATE METER; 1" FPT		
RB-150PI-GPM4	2 - 20 GPM RATE METER; 1.5" FPT		



F-1000 Digital Flowmeters



F-2000 Digital Flowmeters

F - 2000 Digital Inline Flowmeters (RT = Flow Rate and Totalizer)

Part #	Description	1±	4±
RTSB-15K8-GM1	15 - 150 GPM TOTALIZER; 1.5" SADDLE		
RTSB-20K8-GM1	30 - 300 GPM TOTALIZER; 2" SADDLE		
RTS1-30K8-GM1	60 - 600 GPM TOTALIZER; 3" SADDLE		
RTS1-40A8-GM1	100 - 1000 GPM TOTALIZER; 4" SADDLE		
RTSB-75P1-LM1	15 - 150 LPM TOTALIZER; BTRY; 3/4" FPT		
RTS3-75P1-LM1	15 - 150 LPM TOTALIZER; 230V; 3/4" FPT		
RTS3-20K8-LM1	100 - 1000 LPM TOTAL; 230V; 2" SADDLE		

APEX® PRESSURE LIMITING VALVES



Apex Pressure Limiting Valve Features:

- Protects water filter units by limiting water pressure to inline cartridges & housings
- Reduces water hammer
- FMP 50 valves are designed for water filters, ice makers, coffee machines, etc...
- FMP 85 valves are suitable for R.O. water systems
- Acetyl body, complete with John Guest® speedfit connections, 1/4" tube



1/4" or 3/8" Filtamate Pressure Limiting Valves

1/4" Pressure Limiting Valves

Part #	Description	1±	25±	100±
FMP50PSI	50 PSI FILTAMATE 1/4" FQC			
FMP60PSI	60 PSI FILTAMATE 1/4" FQC			
FMP85PSI	85 PSI FILTAMATE 1/4" FQC			

3/8" Pressure Limiting Valves

Part #	Description	1±	25±	100±
FMP50PSI-3/8	50 PSI FILTAMATE 3/8" FQC			
FMP60PSI-3/8	60 PSI FILTAMATE 3/8" FQC			
FMP85PSI-3/8	85 PSI FILTAMATE 3/8" FQC			

Installation Supplies



LEAK DETECTORS



Leak Detector with Tray (LDT14)



Leak Block Sensor (LBS-10)

Unit comes with 3/8" FPT female thread ID allowing you to use any of the above pictured fittings



Leak Detector (LD-38-JG)



1/4" QC (AFAB0407CW)

3/8" QC (PI451214FS)

Leak Detector with Tray - 1/4" Q.C.

- No batteries needed
- Convenient clamp secures drip tray to filter assembly
- Larger detection area with tray design
- Speedy cotton pad change

Leak Detector with Tray

Part #	Description	1±	5±	25±
LDT14	1/4" QC			

Replacement Pads for LDT14

Part #	Description	1±	5±	25±
LD-PAD	1/4" QC			

Leak Block Sensor

- 3/8" FPT or [1/2" Male BST] threaded ports
- Up to 5 gpm flow
- Low battery alert
- At end of battery life, solenoid latches closed as a failsafe

Leak Block Sensor

Part #	Description	1±	10±	40±
LBS-10	3/8" FPT [OR 1/2" MALE BST]			

LD-38 Leak Detector

- Automatically Shut-off The Water Supply Before Disaster Occurs
- Low battery warning

LD-38 Leak Detector *

Part #	Description	1±	10±	50±
LD-38-JG	* LEAK DETECTOR			

* Needs Two Of Either 1/4" Or 3/8" Fittings - Sold Separately Below

Fittings

Part #	Description	1±	200±	1000±
AFAB0407CW	1/4" QC X 1/2" BST FITTING			
Part #	Description	1±	150±	750±
PI451214FS	3/8" QC X 1/2" BST FITTING			



StreamLabs® Leak Protection

- Remote shut-off feature
- Inline water pressure, humidity, and temperature sensors
- Automatic monthly valve checks to ensure proper operation

The StreamLabs® Control features patented ultrasonic technology for real-time water monitoring, smart leak detection, and automatic shut-off to stop leaks in their tracks.

StreamLabs Leak Protection (No Fittings)

Part #	Description	1±	4±	24±
UFCV-1000	STREAMLABS CONTROL			

StreamLabs Install Kits

Part #	Description	1±	4±	24±
UFAC-2001	3/4" SHARKBITE			
UFAC-2002	1" SHARKBITE			
UFAC-2003	1-1/4" SHARKBITE			
UFAC-2011	3/4" FNPT			
UFAC-2012	1" FNPT			
UFAC-2013	1-1/4" FNPT			

Installation Supplies



FLO BY MOEN.



FLO By MOEN Smart Water Monitor & Shut-off

- Proactive 24/7 monitoring with preventative alerts to avoid catastrophic damage.
- Mobile Application with real time notifications, water usage analysis, and goal setting features.
- Remote shut-off – with mobile application, user has the ability to shut-off water wherever they are.
- Automatic shut-off – if Flo senses a catastrophic leak in the home, it will automatically shut off the water supply to prevent damage.
- Microleak™ technology – daily tests to ensure your plumbing (not including sewage line) are secure.
- Configurable alert and notification preferences


Flo leak detecting device monitors pressure, temperature and flow of All the plumbing in your home 24/7. Learning and tailoring water security protection to your home. If a leak is detected the device will text, email or call you and automatically shut off the water to prevent damage.



MOBILE APP

FLO By MOEN Smart Water Monitor & Shut-off

Part #	Description	1±	4±	8±
900-001	3/4" FLO GEN 2 LEAK DETECTION			
900-006	1" FLO GEN 2 LEAK DETECTION			
900-002	1.25" FLO GEN 2 LEAK DETECTION			



Smart Water Detector

FLO By MOEN Smart Water Detector

- Low profile sensor allows water detection under any refrigerator or dishwasher
- Audibly alerts when senses a leak, high humidity and freezing temperatures
- Can be connected to FLO by MOEN whole house for automatic water shut off

FLO By MOEN Smart Water Detector

Part #	Description	1±	4±	8±
920-004	FLO SMART WATER DETECTOR [1 pack]			
920-005	FLO SMART WATER DETECTOR [3 pack]			

NOSHOK® GAUGES



900 Series Gauge

Available in following configurations:

- 15 TO 30,000 PSI
- 1.5" - 6" DIAMETER
- Bottom stem and back mount
- PSI/kPa
- Dry or Liquid Filled
- Shatter resistant ABS
- Stainless steel with brass internals
- All stainless steel

Filled Gauges - Stainless Steel

Part #	Description	1±	10±	25±
25-901-30	2.5" SS; 1/4" BOT STEM; 0-30PSI/KPA			
25-901-60	2.5" SS; 1/4" BOT STEM; 0-60PSI/KPA			
25-901-100	2.5" SS; 1/4" BOT STEM; 0-100PSI/KPA			
25-901-160	2.5" SS; 1/4" BOT STEM; 0-160PSI/KPA			
25-901-200	2.5" SS; 1/4" BOT STEM; 0-200PSI/KPA			
25-901-300	2.5" SS; 1/4" BOT STEM; 0-300PSI/KPA			
25-901-400	2.5" SS; 1/4" BOT STEM; 0-400PSI/KPA			
25-901-600	2.5" SS; 1/4" BOT STEM; 0-600PSI/KPA			
25-901-1000	2.5" SS; 1/4" BOT STEM; 0-1000PSI/KPA			
25-901-1500	2.5" SS; 1/4" BOT STEM; 0-1500PSI/KPA			
25-901-2000	2.5" SS; 1/4" BOT STEM; 0-2000PSI/KPA			
25-901-3000	2.5" SS; 1/4" BOT STEM; 0-3000PSI/KPA			
25-901-5000	2.5" SS; 1/4" BOT STEM; 0-5000PSI/KPA			
25-911-030	2.5" SS; 1/4" CB; 0-30PSI/KPA			
25-911-060	2.5" SS; 1/4" CB; 0-60PSI/KPA			
25-911-100	2.5" SS; 1/4" CB; 0-100PSI/KPA			
25-911-160	2.5" SS; 1/4" CB; 0-160PSI/KPA			
25-911-200	2.5" SS; 1/4" CB; 0-200PSI/KPA			
25-911-300	2.5" SS; 1/4" CB; 0-300PSI/KPA			
25-911-400	2.5" SS; 1/4" CB; 0-400PSI/KPA			
25-911-600	2.5" SS; 1/4" CB; 0-600PSI/KPA			



Liquid Filled Gauges
Stainless Steel

Liquid Filled Gauges - All Stainless Steel

Part #	Description	1±	10±	25±
25-500-100	2.5" ALL SS; 1/4" BOT STEM; 0-100PSI/KPA			
25-500-300	2.5" ALL SS; 1/4" BOT STEM; 0-300PSI/KPA			
25-500-1000	2.5" ALL SS; 1/4" BOT STEM; 0-1000PSI/KPA			
25-500-1500	2.5" ALL SS; 1/4" BOT STEM; 0-1500PSI/KPA			
25-510-100	2.5" ALL SS; 1/4" CB; 0-100PSI/KPA			
25-510-300	2.5" ALL SS; 1/4" CB; 0-300PSI/KPA			
25-510-1000	2.5" ALL SS; 1/4" CB; 0-1000PSI/KPA			
25-510-1500	2.5" ALL SS; 1/4" CB; 0-1500PSI/KPA			



Liquid Filled Gauges
ABS

Liquid Filled Gauges - ABS

Part #	Description	1±	10±	25±
25-900-30	2.5" ABS; 1/4" BOT STEM; 0-30PSI			
25-900-60	2.5" ABS; 1/4" BOT STEM; 0-60PSI			
25-900-100	2.5" ABS; 1/4" BOT STEM; 0-100PSI			
25-900-160	2.5" ABS; 1/4" BOT STEM; 0-160PSI			
25-900-200	2.5" ABS; 1/4" BOT STEM; 0-200PSI			
25-900-300	2.5" ABS; 1/4" BOT STEM; 0-300PSI			
25-900-400	2.5" ABS; 1/4" BOT STEM; 0-400PSI			



Dry Gauges
ABS

Dry Gauges - ABS

Part #	Description	1±	10±	25±
20-110-160	2" ABS; DRY; 1/4" CB; 0-160PSI/KPA			
20-110-200	2" ABS; DRY; 1/4" CB; 0-200PSI/KPA			



400 Series
S.S. Needle Valve

Accessories

Part #	Description	1±	10±	25±
120MFS	1/4" Mx 1/4" F SS MINI NEEDLE VALVE			
120MFS-PM1	1/4" Mx 1/4" F SS MINI NEEDLE VAL. PANL-MNT.			
403-FFS	3/8" FPT 316SS NEEDLE VALVE			
404-FFS	1/2" FPT 316SS NEEDLE VALVE			
25-459-1-SS-PMC	PANEL MOUNT CLAMP; 2.5"; STAINLESS STEEL			
25-459-1-PMC	PANEL MOUNT CLAMP; 2.5"; 900 SERIES			
20-110-PMC	PANEL MOUNT CLAMP; 2"; 100 SERIES			

G/C VALVES - SOLENOIDS



Complete product line available. Please contact sales for additional parts

GC Valves Solenoids

Part #	Description	1±	3±	6±	12±
S211YF02CPCG4	N/C 3/8" FPT NORYL SOLENOID 120V C-4010 REQ'D)				
S211YF02NPDG4	N/C 1/2" FPT NORYL SOLENOID 120V C-4010 REQ'D)				
S211YF02NPEG5	N/C 3/4" FPT NORYL SOLENOID 120V C-4010 REQ'D)				
S211YF02CPFG9	N/C 1" FPT NORYL SOLENOID 120V C-4010 REQ'D)				
C-4010	DIN CONNECTOR SOLENOID WIRE ADAPTOR				
C9-212N5250L	N/C 3/4" NORYL SOLENOID 24VAC W/ LEAD WIRES				
NS212GF24FPEG5	N/O 3/4" NORYL SOLENOID 24VAC W/ LEAD WIRES				
S212GF24N5EG5	N/O 3/4" BRASS SOLENOID 24VAC W/ LEAD WIRES				
S333GF24N3BC9	3 WAY; 1/4" FPT BRASS SOLENOID; 24VAC W/ LEAD WIRES				



(S211YF02NPDG4)



(C-4010)

Installation Supplies




NOTES

Lined area for notes with a large, faint 'GOOD' watermark in the center.

Installation Supplies



PUMPS & MOTORS





AQUATEC® BOOSTER & DELIVERY PUMPS



6800 & 8800 Series Booster Pumps increase low feed pressure to RO systems which improves quality and production. **5800 & 550 Delivery (Demand) Pumps** transfer water to the point-of-use, for example an icemaker or wetbar. The **ERP-1000** is used for energy recovery in RO applications. It increases efficiency by as much as 400% and saves up to 80% of normal waste water.



6800 Series Low Flow
Booster Pumps

6800 Low Flow Booster Pumps (up to 50 GPD) (Order PSW and Transformer Separately)

Part #	Description	1±	4±	12±	60±
6840-2J03-B221S	CDP-LFO-1/4" JG; 2.0; NYLON; FLEX; 1 PK				
6840-2J03-B221	CDP-LFO-1/4" JG; 2.0; NYLON; FLEX; 12 PK	1±	60±	144±	

6800 Series Transformers

Part #	Description	1±	4±	12±	60±
TAS104-19	100 VOLT 68				
TAS114-19EP	120 VOLT 68				
TAS234-19EP	230 VOLT 68				



8800 Series High Flow
Booster Pumps

8800 High Flow Booster Pumps (50-100 GPD) (Order PSW and Transformer Separately)

Part #	Description	1±	4±	12±	60±
8841-2J03-B423	CDP-HFO-1/4" JG 2.5" NYLON UNIV-COMP.				

8800 Series Transformers

Part #	Description	1±	4±	12±	60±
TACS104-48	100 VOLT 88				
TACS114-48	120 VOLT 88				
TACS234-48RF	230 VOLT 88				



8800 Series
Transformer

Tank Pressure Switch - (PSW)

Part #	Description	1±	4±	12±	60±
PSW240-00	40 PSI; 1/4" JG				
PSW260-00	60 PSI; 1/4" JG				
PSW280-00	80 PSI; 1/4" JG				
PSW340-00	40 PSI; 3/8" JG				
PSW360-00	60 PSI; 3/8" JG				
PSW380-00	80 PSI; 3/8" JG				



Tank Pressure Switch

5800 Series Delivery / Demand Pumps

Part #	Description	1±	4±	12±	60±
5851-7E12-J574	0.7 GPM; 60 PSI; 3/8" JG; 120V CORD				
5853-1E12-J574	0.9 GPM; 60 PSI; 3/8" JG; 120V CORD				
5852-7E12-J584	1.2 GPM; 60 PSI; 3/8" JG; 120V CORD				
5853-1E10-J524	1.7 GPM; 60 PSI; 3/8" JG; 120V CORD				
5853-7E12-B424	.85 GPM; 60 PSI; 3/8" JG; 24VAC				



5800 Series
Delivery/Demand Pumps

Variable Speed Pumps Solve the problem of variable pressure fluctuations and variable flow rates on multiple outlets. This pump maintains constant pressure & flow rates.

5800 Series Variable Speed Delivery / Demand Pump

Part #	Description	1±	4±	12±	60±
5853-GB12-V81D	0.1-1GPM; 40 PSI; CORD; 115V; 3/8"				



5800 Series Variable Speed
Delivery / Demand Pump

550 Series Variable Speed Delivery / Demand Pumps (Requires QC Fitting - Sold Separately)

Part #	Description	1±	4±	12±	60±
5501-1EN2-V77D	SMART PUMP; 3.8 GPM; 60PSI; NO FITTING				
5502-IDN2-V77D	SMART PUMP; 4.5 GPM; 50PSI; NO FITTING				



550 Series Variable Speed
Delivery / Demand Pumps

550 Series Variable Speed QC Fittings

Part #	Description	1±	10±	25±	50±
QTS-556	1/2" MIP x 3/4" QDC FITTING [IND]				
QJE-554	1/2" JG x 3/4" QDC ELBOW FITTING [IND]				
QJS-554	1/2" JG X 3/4" QDC STRAIGHT [IND] FITTING				



550 Series Variable Speed
QC Fittings



550 Super Flow Pump

550 Series Super Flow Delivery / Demand Pumps

Part #	Description	1±	4±	12±	60±
5512-1E12-J586	3.2 GPM; 60 PSI; 1/2" F; 120V CORD				
5511-1E12-B638	3.35 GPM; 60 PSI; 1/2" NPT; 12VDC W/O CORD				
5513-1E12-J526	5 GPM; 60 PSI; 1/2" F; 120V CORD				
5513-1E01-B606	6 GPM; 60 PSI; 1/2" F; 120V W/O CORD				
5513-1E01-J606	6 GPM; 60 PSI; 1/2" F; 120V; CORD				

Quieter Option for 50gpd or Less Use Part# ERP500-S

ERP 1000 Permeate Pump:

- Non Electrical
- Improves water quality
- Increases recovery time
- Reduces waste water multiple outlets. This pump maintains constant pressure & flow rates.



ERP 1000 Permeate Pump

Permeate Pumps

Part #	Description	1±	8±	80±
ERP500-S	ERP500; 1/4" JG [Up to 50 GPD]			
ERP1000-JG-S	ERP1000; 1/4" JG [50-100 GPD]			

Part #	Description	1±	40±	80±
ERP1000-JG	ERP1000; 1/4" JG [Bulk Pack QTY 40]			

Auto Flush Timers - (Order Wire Harness Separately)

Part #	Description	1±	10±	25±	50±
AFR603	300 ML/MIN				
AFR604	400 ML/MIN				
AFR605	500 ML/MIN				
AFR606	600 ML/MIN				
AFR607	700 ML/MIN				
AFR608	800 ML/MIN				



Auto Flush Timers



ESO 2-Way Solenoid (SV-2-24V)

Electronic Shut Off [ESO]

Part #	Description	1±	10±	50±
SV-2-24V	1/4" FPT SOLENOID; 2 WAY-NC; 24VAC; W/LEADS			

Accessories

Part #	Description	1±	10±	25±	50±
21-028	LOW PRESSURE PROTECTION WIRE				
21-127	DOUBLE WIRE HARNESS(11") F-MF				
21-160	10' LEAK DETECTOR HARNESS SET				
21-161	TRIPLE WIRE HARNESS;12" M-FFF				
LDS900	LEAK DETECTOR; UNLATCHING				
LPS340-G	LOW PRESSURE PROTECTION SWITCH				
PSF-370	PUMP SEDIMENT FILTER W/O FITTINGS				



Double Wire Harness (21-127)

Leak Detector (LDS900)

Part #	Description	1±	12±	60±	120±
ACT-820JG	ACCUMULATOR TANK 820ML 3/8" QC W/MOUNT BRKT				



Accumulator Tank (ACT-820JG)



SHURFLO® BOOSTER & DELIVERY PUMPS




SHURflo® has over 30 years of experience in providing quality & innovative solutions for all your fluid delivery & dispensing needs.



Gold Series Pump

Gold Series RO Booster Pumps - (Order TSO & Transformer Separately)

Part #	Description	1±	6±	30±	60±
8075-111-313	LFO PUMP;24VAC;MAX.50GPD;1/4" JG				
8075-142-313	HFO;24VAC/VDC;MAX.100GPD;3/8" JG				



8000 Series Booster Pump

8000 Series RO Booster Pumps - (Order TSO & Transformer Separately)

Part #	Description	1±	6±	30±	60±
8010-121-200	LFO;115V; MAX.50GPD; 3/8" FPT NO CORD				
8010-101-201	LFO;24VAC;MAX.50GPD;3/8" FPT;60BP				
8005-952-480	LFO;24/36VDC;MAX.50GPD;3/8" FPT;S.				
8010-101-209	LFO;24V;MAX.50GPD;3/8" F;DEMAND/S.				
8010-101-200	LFO;24V; MAX.50GPD; 3/8" FPT				
8010-101-205	LFO;24V; MAX.50GPD; 1/4" JG				
8010-102-210	HFO;24V; MAX.100GPD; 3/8" FPT				

Transformers


Part #	Description	1±	6±	30±	60±
60-044-00	110-240 VAC IN; 24VDC OUT;HFO TRAN				



Tank Pressure Switch

Tank Pressure Switch - (TSO)


Part #	Description	1±	6±	30±	60±
94-090-00	TSO W/WIRE HARNESS; 1/4" FPT				
94-090-01	TSO W/WIRE HARNESS; 1/4" JG				
94-090-02	TSO W/WIRE HARN; 3/8" JG				



2088 Series Delivery Pump

2088 Series Delivery Pumps

Part #	Description (N/C = No Cord)	1±	6±	30±	60±
2088-474-144	24VDC 3.0GPM; 1/2" MPT; N/C				
2088-564-144	230VAC 3.0GPM; 1/2" MPT; N/C				
2088-594-154	115VAC 3.3GPM; 1/2" MPT; N/C				



8000 Series Delivery Pump

8000 Series Delivery Pumps

Part #	Description (N/C = No Cord)	1±	6±	30±	60±
8005-733-155	115VAC 1.4GPM; 1/2" MPT; N/C				
8005-733-255	115VAC 1.4GPM; 3/8" FPT; N/C				
8025-213-256	115VAC 1.6GPM; 3/8" FPT; CORD				
8005-791-255	230VAC 1.2GPM; 3/8" FPT; N/C				

Low Voltage Delivery Systems

Part #	Description	1±	6±	30±	60±
82-100-00	115VAC 0.9GPM W/TRAN;3/8" JG LPP				

Accessories

Part #	Description	1±	6±	30±	60±
15-012	ELECTRIC FAUCET				
94-080-01	LOW PRESSURE SWITCH				



Accumulator Tank

Part #	Description	1±	12±	24±	48±
181-201	ACCUMULATOR TANK; 24 OZ; 1/2"				

Pumps / Motors



FLOJET® BOOSTER & DELIVERY PUMPS

FLOJET

4000 Series High Flow Quad Pump



4000 Series
High Flow Quad Pump

Part #	Description (N/C = No Chord)	1±	4±	12±
04300043A	115V; 5 GPM; 45 PSI; EPDM CHECK			
04300545A	115V; 3.5GPM 45PSI PUMP			

Quad Pump Accessories

Part #	Description	1±	4±	12±
20381-002	QUAD PORTS 1/2" HB STR.			
20381-009	QUAD PORTS 1/2" HB ELL. (1 PAIR)			
20381-039	QUAD DEMAND PORT KIT 1/2" NPT			

BW Series Bottled Water Dispensing System

Part #	Description	1±	6±	12±
BW5000-000A	BOTTLED WATER SP-SINGLE INLET; 115VAC			

BevJet Compact Dispensing Kit

Part #	Description	1±	4±	12±
BLC1011010A	110V 1/4" JG 1GPM			



Single Bottled Water
Dispensing System
(BW5000-000A)



Bottled Water Dispensing System

- Float switch for automatic shut-off when bottle is empty
- Built-in check valve to prevent back flow
- Universal seal cap fits most water containers
- Compact size for easy mounting
- 20" discharge hose included
- Easily installed



BevJet Compact Dispensing Kit
(BLC1011010A)



PROCON® COMMERCIAL PUMPS - BRASS & STAINLESS STEEL

PROCON®



Series 2 Brass Pump

PROCON®

Series 2 pumps have the same features as the Series 1 except they do not have the integral strainer. Series 1, 2, and 3 are available in 11 flow rates: 15, 25, 35, 50, 60, 70, 80, 100, 110, 125 and 140 gallons per hour at 250 psi.



Series 2 Brass Pump
(front & back view)



Series 3
Stainless Steel Pump

PROCON®

Series 3 pumps boast all the unique features of other PROCON® pumps. Because the pump body and all the metal parts are made from stainless steel, the Series 3 is well suited for pumping a variety of fluids not suitable with brass.

FOLLOW THESE STEPS TO SELECT THE APPROPRIATE PROCON® MODEL NUMBER:

Select the appropriate Series number

The third character (111A100F11AA) position specifies the series number. There are six series (1 - Brass 3/8" NPT Ports w/strainer, 2 - Brass 3/8" NPT Ports, 3 - Stainless steel 3/8" NPT Ports, 4 - Brass 1/2" NPT Ports, 5 - Stainless steel 1/2" NPT Ports, and 6 - Stainless steel 1" NPT Ports) offered within the Procon Rotary Vane Product Line.

Select the appropriate Mounting & Drive Configuration

The fourth character position (111A100F11AA) specifies the mounting and drive configuration. There are five configurations (A - Clamp-on with .188" Double Flat Drive, B - Clamp-on with 1143 Bronze Coupling, C - Clamp-on with 1143-2 Plastic Coupling, E - Bolt-on with single flat drive, & N - Bolt-on with key slot drive) to choose from.

Series 2 - Brass Pumps - 3/8" NPT Ports; Clamp-on

Part #	Description	1±	4±	12±	24±
112A015F11XX	15 GPH NSF BRASS PUMP; W/O RELIEF				
112A025F11XX	25 GPH NSF BRASS PUMP; W/O RELIEF				
102A035F11XX	35 GPH BRASS PUMP; W/O RELIEF				
112A035F11XX	35 GPH NSF BRASS PUMP; W/O RELIEF				
112A050F11XX	50 GPH BRASS PUMP; W/O RELIEF				
102A070F11XX	70 GPH BRASS PUMP; W/O RELIEF				
102A080F11BA225	80 GPH BRASS PUMP; 225 PSI				
102A080F11XX	80 GPH BRASS PUMP; W/O RELIEF				
112A080F11XX	80 GPH NSF BRASS PUMP; W/O RELIEF				
112A100F11AA200	100 GPH NSF BRASS PUMP; 200 PSI				
112A100F11AA250	100 GPH NSF BRASS PUMP; 250 PSI				
102A125F11XX	125 GPH BRASS PUMP; W/O RELIEF				
112A125F11AA190	125 GPH NSF BRASS PUMP; 190 PSI				
112A125F11XX	125 GPH NSF BRASS PUMP; W/O RELIEF				
102A140F11BA225	140 GPH BRASS PUMP; 225 PSI				
112A140F11XX	140 GPH NSF BRASS PUMP; W/O RELIEF				


Series 3 - Stainless Steel Pumps - 3/8" NPT Ports; Clamp-on

Part #	Description	1±	4±	12±	24±
103A035F31BA170	35 GPH SS PUMP; 170 PSI				
103A035F31BA225	35 GPH SS PUMP; 225 PSI				
103A035F31XX	35 GPH SS PUMP; W/O RELIEF				
113A035F31XX	35 GPH NSF SS PUMP; W/O RELIEF				
103A050F31XX	50 GPH SS PUMP; W/O RELIEF				
113A050F31XX	50 GPH NSF SS PUMP; W/O RELIEF				
103A070F31XX	70 GPH SS PUMP; W/O RELIEF				
103A080F31BA200	80 GPH SS PUMP; 200 PSI				
103A080F31XX	80 GPH SS PUMP; W/O RELIEF				
113A080F11AA200	80 GPH NSF SS PUMP; 200 PSI				
103A100F31BA170	100 GPH SS PUMP; 170 PSI				
103B100F31BA170	100 GPH SS PUMP; 170PSI				
103B100F31BA200	100 GPH SS PUMP; 200 PSI				
103A100F31XX	100 GPH SS PUMP; W/O RELIEF				
103B100F31XX	100 GPH SS PUMP; W/O RELIEF				
113A100F31XX	100 GPH NSF SS PUMP; W/O RELIEF				
113B100F31BA225	100 GPH NSF SS PUMP; 225 PSI				
103A125F31BA170	125 GPH SS PUMP; 170 PSI				
113A125F31XX	125 GPH SS PUMP; W/O RELIEF				
103B125F31XX	125 GPH SS PUMP; W/O RELIEF				
113A125F31XX	125 GPH NSF SS PUMP; W/O RELIEF				



PROCON®

Series 4 - Brass Pumps - 1/2" NPT Ports; Clamp-on



Series 4 Brass Pump
(front & back view)

PROCON®


Series 4 & 5 pumps
are designed and built to
meet your needs for flow
rates ranging from 115 - 330
gallons per hour at 250 psi.
These PROCON® pumps
maintain all the quality
features and construction of
our Series 1, 2, & 3 pumps.

Part #	Description	1±	4±	9±	18±
104A140F11XX	140 GPH BRASS PUMP; W/O RELIEF				
104B140F31BA200	140 GPH BRASS PUMP; 200 PSI				
104B140F11AA225	140 GPH BRASS PUMP; 225 PSI				
104B165F11XX	165 GPH BRASS PUMP; W/O RELIEF				
104B165F11BA225	165 GPH BRASS PUMP; 225 PSI				
114B165F11AA250	165 GPH NSF BRASS PUMP; 250 PSI				
114B165F11XX	165 GPH NSF BRASS PUMP; W/O RELIEF				
114B165F31XX	165 GPH NSF BRASS PUMP; W/O RELIEF				
104B190F11BA225	190 GPH BRASS PUMP; 225 PSI				
114B190F11AA250	190 GPH NSF BRASS PUMP; 250 PSI				
114B190F31XX	190 GPH NSF BRASS PUMP; W/O RELIEF				
104B215F11BA225	215 GPH BRASS PUMP; 225 PSI				
114B215F11BA250	215 GPH NSF BRASS PUMP; 250 PSI				
104B240F11BA225	240 GPH BRASS PUMP; 225 PSI				
114B240F11XX	240 GPH BRASS PUMP; W/O RELIEF				
114B240F11XX	240 GPH NSF BRASS PUMP; W/O RELIEF				
114B240F31XX	240 GPH NSF BRASS PUMP; W/O RELIEF				
104B265F11XX	265 GPH BRASS PUMP; W/O RELIEF				
114B265F11BA250	265 GPH NSF BRASS PUMP; 250 PSI				
114B330F31XX	330 GPH NSF BRASS PUMP; W/O RELIEF				

Series 4 - Brass Pumps - 1/2" NPT Ports; Bolt-on

Part #	Description	1±	4±	9±	18±
104E140F11XX	140 GPH BRASS PUMP; W/O RELIEF				
114E140F31XX	140 GPH NSF BRASS PUMP; W/O RELIEF				
104E165F11AA170	165 GPH BRASS PUMP; 170 PSI				
104E165F11BA225	165 GPH BRASS PUMP; 225 PSI				
104E165F11XX	165 GPH BRASS PUMP; W/O RELIEF				
114E165F31XX	165 GPH NSF BRASS PUMP; W/O RELIEF				
104E190F11XX	190 GPH BRASS PUMP; W/O RELIEF				
114E190F31XX	190 GPH NSF BRASS PUMP; W/O RELIEF				
104E215F11BA250	215 GPH BRASS PUMP; 250 PSI				
104E215F11XX	215 GPH BRASS PUMP; W/O RELIEF				
104E240F11BA225	240 GPH BRASS PUMP; 225 PSI				
104E240F11XX	240 GPH BRASS PUMP; W/O RELIEF				
114E240F11XX	240 GPH NSF BRASS PUMP; W/O RELIEF				
114E240F31XX	240 GPH NSF BRASS PUMP; W/O RELIEF				
104E265F11AA200	265 GPH BRASS PUMP; 200 PSI				
104E265F11AA225	265 GPH BRASS PUMP; 225 PSI				
114E330F11XX	330 GPH NSF BRASS PUMP; W/O RELIEF				
114E330F31XX	330 GPH NSF BRASS PUMP; W/O RELIEF				

Series 5 - Stainless Steel Pumps - 1/2" NPT Ports; Clamp-on



Series 5
Stainless Steel Pump

Part #	Description	1±	4±	9±	18±
105B140F31BA200	140 GPH SS PUMP; 200 PSI				
105A165F31XX	165 GPH SS PUMP; W/O RELIEF				
105B165F31XX	165 GPH SS PUMP; W/O RELIEF				
105B165F31BA220	165 GPH SS PUMP; 220 PSI				
105B165F31BA250	165 GPH SS PUMP; 250 PSI				
115B165F31XX	165 GPH NSF SS PUMP; W/O RELIEF				
105B190F31XX	190 GPH SS PUMP; W/O RELIEF				
115B240F31BA170	240 GPH NSF SS PUMP; 170 PSI				
115B240F31XX	240 GPH NSF SS PUMP; W/O RELIEF				
115B330F31XX	330 GPH NSF SS PUMP; W/O RELIEF				

Series 5 - Stainless Steel Pumps - 1/2" NPT Ports; Bolt-on

Part #	Description	1±	4±	9±	18±
105E115F31XX	115 GPH SS PUMP; W/O RELIEF				
105E165F31XX	165 GPH SS PUMP; W/O RELIEF				
105E215F31XX	215 GPH SS PUMP; W/O RELIEF				
115E240F31XX	240 GPH SS PUMP; W/O RELIEF				
115E240F31XX	240 GPH NSF SS PUMP; W/O RELIEF				
105E330F31XX	330 GPH SS PUMP; W/O RELIEF				
115E330F31XX	330 GPH NSF SS PUMP; W/O RELIEF				

Pumps / Motors



PROCON®



Series 6
Stainless Steel Pump

PROCON®

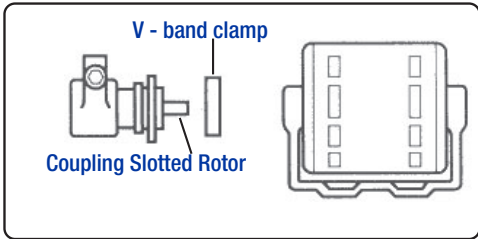
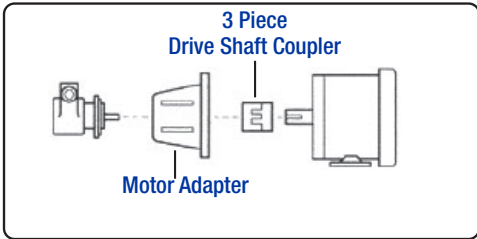
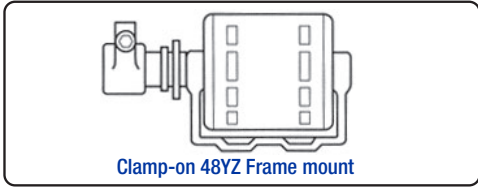
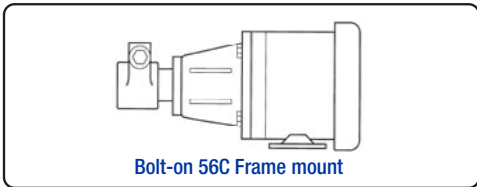
Series 6 pumps are designed and built to meet your needs for higher flows. The flow rate capacity for this pump ranges from 300 to 660 gallons per hour at 250 psi. This series pump is available only in bolt-on style.

Series 6 - Stainless Steel Pumps - 1" NPT Ports; Bolt-on

Part #	Description	1±	2±	4±	8±
116N300F11XX250	300 GPH NSF SS PUMP; W/O RELIEF				
106N360F11XX	360 GPH SS PUMP; W/O RELIEF				
106N480F11XX	480 GPH SS PUMP; W/O RELIEF				
106N540F11XX	540 GPH SS PUMP; W/O RELIEF				
116N540F11XX	540 GPH NSF S.S.PUMP; W/O RELIEF				
106N600F11XX	600 GPH SS PUMP; W/O RELIEF				
106N660F11XX	660 GPH SS PUMP; W/O RELIEF				
116N660F11XX	660 GPH NSF S.S. PUMP; W/O RELIEF				

Accessories

Part #	Description	1±	5±	10±	25±
1048-1C	56C FRAME MOTOR ADAPTER				
1113	PROCON PUMP V-BAND CLAMP				
1143	COUPLING; SLOTTED ROTOR C/O				
3045	3 PIECE DRIVE SHAFT COUPL; 5/8" BOLT				
3206	PROCON 3600 COUPLING, 5/8" X 7/8"				
3206-1	PROCON 3600 COUPLING, 5/8" X 5/8"				
3207-56C	PROCON FRAME ADAPTER				
3208	PROCON SHAFT KEY				
3216	PROCON FASTENERS				



GE® MOTORS



NEMA 48YZ Motor

NEMA 48YZ Clamp-on Carbonator motors, Single phase, Open drip proof

Part #	Description	1±	5±	10±	25±
4725	1/4 HP MOTOR; 115V				
H451	1/4 HP MOTOR; 230V				
4805	1/3 HP MTR 100-120/240V; 50/60				
H684	1/2 HP MOTOR; 100-120/240/50/60				
H714	3/4 HP MOTOR; 1-PHASE; 115/230V				



NEMA 56C Bolt-on Motor

NEMA 56C Frame Bolt-on Motors, 60/50 Hertz, TEFC

Part #	Description	1±	5±	10±	25±
950	1.5 HP MOTOR, BOLT ON, SINGLE PHASE				
K256	1 HP MOTOR; 3-PHASE; 208-230/460V				
GE282	1 HP MOTOR; 100/120/200-240V				
950	1.5 HP MOTOR; SINGLE PHASE; 120/220V 60HZ				
C338	2 HP MOTOR; 1-PHASE; 115V/230V; DP				
C466	2 HP MOTOR; 1-PHASE; 115V/230V; TEFC				
S2213	2 HP MOTOR; 3-PHASE; 230V/460V				



NEMA 56C Bolt-on Motor with
Series 6 Procon Pump



TESTING & MONITORING EQUIPMENT



Testing / Monitoring



HANNA® TESTING & MONITORING EQUIPMENT



Call For Pricing

EXTECH® TESTING & MONITORING EQUIPMENT



Extech Testing & Monitoring Equipment

Part #	Description	1±	5±
CL200	EXSTIK CHLORINE METER		
CL203	EXSTIK CHLORINE REAGENT (100)		
CL205	EXSTIK CHLORINE ELECTRODE ONLY		
DO600	EXTECH DISSOLVED OXYGEN METER		
DO610	EXTECH DISSOLVED OXYGEN/TDS/pH KIT		
EC400	EXSTIK 4 IN 1; EC/TDS/SALINITY/TEMP		
EC405	EXSTIK EC/TDS/SAL/TEMP ELECTRODE		
EC500	EXSTIK 5 IN 1; pH/EC/TDS/SALINITY/TEMP		
EC505	EC500 REPLACEMENT PROBE		
EC510	EXSTIK 5 IN 1; pH/EC/TDS/SALINITY/TEMP KIT		
PH100	EXSTIK PH METER		
PH103	EXSTIK PH BUFFER;20PK (4,7,10)		
PH105	EXSTIK PH ELECTRODE ONLY		
PH110	EXSTIK pH METER W/REFILABLE ELECTRODE		
PH113	PH115 REFERENCE REFILLINGSOLUTION KIT		
PH115	PH110 REFILLABLE ELECTRODE (ONLY)		
RE300	EXSTIK ORP METER		
RE305	EXSTIK ORP ELECTRODE (ONLY)		



(CL200)



(DO600)



KIT
(D0610)



(EC400)



(EC500)



(PH110)



(RE300)

Testing / Monitoring



MYRON L[®] TESTING & MONITORING EQUIPMENT

MYRON L COMPANY
 pH Conductivity Instrumentation



ULTRA PEN
 EC/TDS
 (PT1)



ULTRA PEN - Bluetooth
 EC/TDS/Salinity/Temp
 (PTBT1)



pDS/pH/Conductivity * Meters
 (EP11/PH)



UltraMeters
 (4PII & 6PIIFCE)



Controllers
 750II Series

* Carry Case available
 See Part# PTP on next page

Ultrapen Pocket Testers

Part #	Description	1±	2±	5±
PT1	EC/TDS/SALINITY POCKET TESTER			
PT3	ORP/TEMP POCKET TESTER			
PTBT1	BLUETOOTH; EC/TDS/SALINITY/TEMP			

DS Conductivity Meters

Part #	Description	1±	2±	5±
RO-1	0-1250 PPM (RED/BLUE COLOR DISPLAY)			
512T5	0-5000 PPM			
512T10	0-10,000 PPM			
532T1	0-50, 500, 5000 PPM			
532T2	0-25, 250, 2500 PPM			
532M1	0-50, 500, 5000 MS			
EP10	0-10, 100, 1000, 10000 MS			
EP	0-0.5, 5, 50, 500, 5000 MS (2-30 MEGOHM)			

pDS/pH/Conductivity Meters

Part #	Description	1±	2±	5±
T6/PH	0-5000 PPM; 2-12 PH			
EP11/PH	0-10,100,1000,10000 MS; 2-12 PH			

UltraMeter

Part #	Description	1±	2±	5±
4PII	ULTRAMETER; CON/TDS/RES/TEMP			
6PIIFCE	ULTRA,2;CON,TDS,RES,PH,ORP,& CHL.TEMPW/LSI CAL.			

Conductivity Monitor/Controllers (Requires Sensor)

Part #	Description	1±	2±	5±
756II-114	0-100 PPM ANALOG MONITOR ONLY			
756II-116	0-200 PPM ANALOG MONITOR ONLY			
757II-116	0-200 PPM ANALOG MONITOR/CONTROL			
757II-118	0-500 PPM ANALOG MONITOR/CONTROL			
758II-114	0-100 PPM DIGITAL MONITOR/CONTROL			
758II-114-4A	0-100 PPM DIG. MONITOR/CONTROL;4-20mA			
758II-116	0-200 PPM DIG. MONITOR/CONTROL			
758II-120	0-1,000 PPM DIG. MONITOR/CONTROL			
758II-122	0-2,000 PPM DIG. MONITOR/CONTROL			
758II-111	0-50 µS DIGITAL MONITOR/CONTROL			
758II-119	0-1,000 µS DIG. MONITOR/CONTROL			

Conductivity Sensors

Part #	Description	1±	2±	5±
CS51	CONDUCTIVITY CELL-10 FT.			
CS51-100	CONDUCTIVITY CELL-100 FT.			
CS51-PV	CONDUCTIVITY CELL; 1/2" PVDF			
CS52	CONDUCTIVITY CELL (RANGES > 20,000 MS)			

Resistivity Controllers (Requires Sensor)

Part #	Description	1±	2±	5±
754II-11	DIGITAL MONITOR ONLY;220V			

Resistivity Sensors

Part #	Description	1±	2±	5±
CS10-HPSS	RESISTIVITY CELL; SS			
CS10-S-PV	RESISTIVITY CELL; 1/2" PVDF			

TDS 442 Solutions (Quart)

Part #	Description	1±	2±	5±
442-15QT	15 PPM			
442-30	30 PPM			
442-150QT	150 PPM			
442-300	300 PPM			

Testing / Monitoring



pH Buffer Solutions
(PHBUFFER 4, 7, & 10)

pH Buffer Solutions (Quart)

Part #	Description	1±	2±	5±
PH BUFFER 4	PH 4			
PH BUFFER 7	PH 7			
PH BUFFER 10	PH 10			

Accessories

Part #	Description	1±	2±	5±
RE-10	RANGE EXTENDER (10X)			
UCC	ULTRAMETER/TECHPRO CARRY CASE			
PTP	DS/PDS METER PORTA-KIT CARRY CASE			

HM DIGITAL METERS



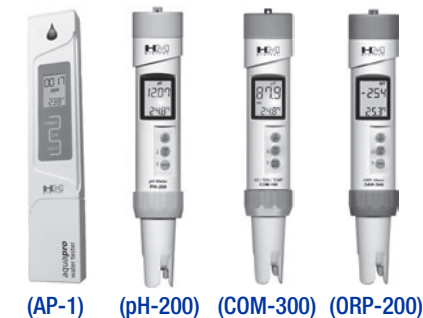
HM Digital water quality testing instruments are superior in construction and performance, yet made available at a very economic cost. HM Digital, Inc. is the only manufacturer of economical in-line dual TDS meters that measure total dissolved solids (TDS) levels of feed and product water lines simultaneously, an effective way to compare rejection rates and gauge reverse osmosis membrane, water filter and water purification performance.



(COM-100) (TDS-3) (TDS-4) (TDS-EZ)

Hand Held TDS Meters

Part #	Description	1±	10±	50±
COM-100	EC/TDS/TEMP WATERPROOF METER			
COM-80	EC/TDS/TEMP WATER RESISTANT HYDRO TESTER			
TDS-3	TDS & TEMP METER W/CASE; 0-9990ppm			
TDS-4	POCKET SIZE TDS METER; 0-9990ppm w/ATC			
TDS-EZ	ECONOMY TDS METER; 0-9990 PPM			
AP-1	AQUAPRO TDS METER 0-5000 PPM			



(AP-1) (pH-200) (COM-300) (ORP-200)

Hand Held pH Meter

Part #	Description	1±	5±	25±
PH-200	WATERPROOF PH METER			
COM-300	PH/EC/TDS/TEMP WATERPROOF METER			

Hand Held ORP Meter

Part #	Description	1±	5±	25±
ORP-200	HAND HELD WTR/PRF ORP METER			

Continuous Monitors

Part #	Description	1±	5±	25±
DM-2	INLINE DUAL TDS METER COMMERCIAL			
QC1	QUICK CHECK TDS/COND MONITOR			
DM-1	IN-LINE DUAL TDS METER; 1/4" JG			
DM-1A	IN-LINE DUAL TDS METER; 3/8" JG			
PSC-150	EXTENDED RANGE TDS/EC CONTROLLER			



(DM-2)



(DM-1)



(QC1)



(PSC-150)

Testing / Monitoring



GOOD WATER WAREHOUSE TEST STRIPS



Test Strip Bottles

Part #	Description	1±	12±	60±
481027	CHLORIDE TEST STRIPS;50/ BOTTLE			
480023	CHLORINE CHECK (FREE CHL) 50TEST			
480022	CHLORINE, FREE HIGH RANGE KIT; 50/BOTTLE			
480002	CHLORINE, FREE; TEST KIT; 50/BOTTLE			
480010	CHLORINE, TOTAL;TEST KIT 50/BOTTLE			
481026	CHLORINE,FREE, EPA CHECK;50/BOTTLE			
480042	COPPER JOHN'S TEST 25/BOTTLE			
480008	HARDNESS, TOTAL; TEST; 50/BOTTLE			
481201	HYDROGEN SULFIDE KIT 50 TESTS			
480018	IODINE - 50/BOTTLE			
480025	IRON CHECK (FE+2) ; 0-5 .0 PPM (25PK)			
481046	IRON LOW RANGE IDA'S 25/BOTTLE			
481234	OZONE CHECK TEST KIT 50/BOTTLE			
480014	PEROXIDE - 50/BOTTLE			
481015	PEROXIDE LOW RANGE -50/BOTTLE			
481104	PH TEST STRIP - 50/BOTTLE			
480026	ZINC TEST KIT 50/BOTTLE			



Free Chlorine Test Kit (480022)



Hydrogen Sulfide Low Range Test Kit (481167)

Test Strips [30 packs - 1 Chart]

Part #	Description	1±	12±	60±
481195	BACTERIA GROWTH CHECK (30 PK, 1 CHART)			
480127	CHLORIDE CHECK TEST PACKET;30PK 1 CHART			
481110	CHLORINE, TOTAL;(30 IND.PKS, 1 COLOR CHART)			
481108	HARDNESS, TOTAL; (30 IND. PKS, 1 COLOR CHART)			
481167	HYDROGEN SULFIDE [LOW] 30 IND.PK/1 CHART			
480104	pH CHECK (30 IND. FOIL PACKS, 1 COLOR CHART)			

Multiple Parameter Tests Packs

Part #	Description	1±	12±	60±
481199	COMPLETE HOME PESTICIDE KIT (FE/COP/CHL/NIT/PH/ALK/HARD/SUF/H2S/BAC.)			
480015	5 WAY WATERWORKS 50/BOTTLE (CHLORINE F & T/ PH/ ALKA/ HARD)			
481113-30	4-IN-1 CITY WATER CHECK ; 30 PACK (PH/ AKA/ CHLORINE/ HARD)			
480005	PH/TOTAL ALAKLINITY 50/BOTTLE			
487941	WELL WATER CHECK TEST KIT 2PK (PH/ ALAKA/ HARD/ NIT/ IRON/ NITROGEN)			

Individual Test Strip Packs

Part #	Description	1±	12±	60±
481297-5	ARSENIC QUICK LOW RANGE TEST KIT 5PK			
481108-2	HARDNESS TEST STRIP-2PK			
481104-1	PH TEST STRIP - 1PK			
481113-2	pH/ALK/CHLORINE/HARD TEST; 2 PK			

CLACK® DI LIGHTS

Clack Corporation



DI Light

Resilites - (Light "GREEN" Quality Good, "RED" Below Quality)

Part #	Description	1±	5±	10±
R7031-20K	20K OHM RESILITES 110V; 1/2" MIP			
R7031-50K	50K OHM RESILITES 110V; 1/2" MIP			
R7031-200K	200K OHM RESILITES 110V; 1/2" MIP			
R7031-500K	500K OHM RESILITES 110V; 1/2" MIP			
R7031-1MEG	1 MEG OHM RESILITES 110V; 1/2" MIP			

Testing / Monitoring



SENNOTECH® QUALITY MONITORS

Sennotech Quality Monitors

Part #	Description	1±	10±	25±
B&A TDS-1/4	BEFORE & AFTER DIGITAL TDS MTR; 1/4 COMP			
B&A TDS-3/8	BEFORE & AFTER DIGITAL TDS MTR; 3/8 COMP			

Flowmaster - Flowmeter

Part #	Description	1±	10±	25±
FLOWMASTER	FLOWMASTER; 1/4" QC			
FLOWMASTER-3/8	FLOWMASTER; 3/8" QC			



B&A TDS



FLOWMASTER

SAVANT® GALLONAGE METERS

Gallonage Meters

Part #	Description	1±	10±	50±
DF066	DIGIFLOW 6000R; MULTI FILTER GALLONS			
DF066L	DIGIFLOW 6000RL; MULTI FILTER; LITERS			
DF086L	DIGIFLOW 8000TL; LITERS			
DF088	DIGIFLOW 8000T-GALLONS			



(DF066)

HACH® TESTING & MONITORING EQUIPMENT

Hardness Test Kit

Part #	Description	1±	2±	5±
1453-00	5-B HARDNESS DROP COUNT EDTA			





WATER CHILLERS, COOLERS & HEATERS





CHILLER DADDY® WATER CHILLER



Built with Stainless Steel
Grade 304SS

Cold Drinking Water From Your Drinking Water System

Chiller Daddy® is a high output, heavy duty under sink drinking water chiller for home or office. Great for use with a Reverse Osmosis RO System or drinking water filter system. Premium quality in every detail

Dimensions: Length 16" x Width 8" x Height 13.28"

Chiller Daddy

Part #	Description	1±	4±
CHL-750XL	CHILLER DADDY 1.3 GPH S.S. 110V 60HZ		

EVERCOLD® WATER CHILLERS & INSTANT HOT WATER SYSTEM



EverCold Water Chiller

The **EverCold®** System features a large capacity reserve and rapid recovery design for a constant flow of cold water. Low energy consumption and operates quietly. Power: 2.1 amps. EverCold is 15" high, 8" wide, and 14" deep. There must be a 2" clearance all around the EverCold, and ventilation of the undersink cabinet is strongly recommended for effective cooling performance. Generous 1.5 gallons per hour capacity.

EverCold Chillers

Part #	Description	1±	2±	5±	10±
WIC500S	1.75 GPH CHILLER; 1/4" JG 120V				

EverHot Instant Hot Water System

Part #	Description	1±	2±	5±	10±
LVH-500-CHROME	EVERHOT® WITH HOT & COLD FAUCET				
LVH-TANK	EVERHOT® TANK ONLY; 60 CUPS Per Hour				
WI-LVH-TANK-SS	EVERHOT® TANK ONLY; SS; 100 CUPS Per Hour				



EverHot (LVH-500-CHROME)
with Hot & Cold Faucet

CAPACITY: 5/8 gallons
(60 cups per hour or 67 oz. at once.)



EverHot (WI-LVH-TANK-SS)
Stainless Steel

CAPACITY: 5/8 gallons
(100 cups per hour or 67 oz. at once.)

WATERSTONE™ WATER HEATER



Water Heater

Features:

- Stainless steel inner tank
- Thermostatic control with knob
- Anti-Liming system
- UL & CSA listed
- One year warranty
- External steel housing
- Lead free system
- Integrated vent with Waterstone hot & cold faucets
- Easy two hose connection and installation
- Must use approved Waterstone faucet

Dual Faucets Are Available on Pages 140 & 143 (Tomlinson & Waterstone)

Waterstone Water Heater

Part #	Description	1±	2±
H-5000	HOT TANK SYS. 120V (NO FAUCET)		



DISINFECTION SYSTEMS & COMPONENTS



Disinfection Systems



VIQUA™ - STERILIGHT® UV LIGHTS



A TROJAN TECHNOLOGIES COMPANY



(VH200)



(S2Q-OZ)



Replacement Lamps



Quartz Sleeves

Sterilight UV Systems

Part #	Description	1±	2±	5±
VT1	1 GPM UV; 120V (NEMA 5-15P)			
VT4	3.5 GPM UV 120V (NEMA 5-15P)			
VH150	5 GPM UV; 120V			
VH200	9 GPM UV 120V (NEMA 5-15P)			
VH410	18 GPM UV; 120V (NEMA 5-15P)			
VH410M	18 GPM UV; 120V (NEMA 5-15P): MONITORED			
VP600	30 GPM UV 120V (NEMA 5-15P)			
VP600M	30 GPM UV 120V (NEMA 5-15P): MONITORED			
VP950	46 GPM UV 120V (NEMA 5-15P)			
VP950M	46 GPM UV 120V (NEMA 5-15P): MONITORED			

Ozone Units

Part #	Description	1±	2±	5±
S2Q-OZ	OZONATOR MOD GEN 304 SS 120V/60			
S8Q-OZ	OZONATOR MOD GEN 304 SS 120V/60			

Replacement Lamps & Sleeves

Part #	Description	1±	2±	5±
S212RL	LAMP; SC1/SQ-PA, VT1			
QS-212	QUARTZ SLEEVE; SC1/SQ-PA, VT1			
S212-QL	KIT, LAMP & SLEEVE; SC1/SQ-PA, VT1			
S287RL	LAMP; S1Q-PA,SSM-14			
QS-001	QUARTZ SLEEVE S1Q-PA,SSM-14			
S287-QL	KIT, LAMP & SLEEVE; S1Q-PA/SSM-14			
S330RL	LAMP; S2Q-PA,S2Q, S2Q-GOLD, SSM-17, VT4			
QS-330	QUARTZ SLEEVE; S2Q-PA,S2Q, S2Q-GOLD, SSM-17, VT4			
S330-QL	KIT, LAMP & SLEEVE S2Q-PA/SSM-17, VT4			
S463RL	LAMP; S5Q-PA, S5Q, S5Q-GOLD, SSM-24			
QS-463	QUARTZ SLEEVE; S5Q-PA, S5Q, S5Q-GOLD, SSM-24			
S463-QL	KIT, LAMP & SLEEVE S5Q-PA/SSM-24			
S810RL	LAMP; S8Q-PA, S8Q, S8Q-GOLD,SSM-37			
QS-810	QUARTZ SLEEVE; S8Q-PA, S8Q, S8Q-GOLD,SSM-37			
S810-QL	KIT, LAMP & SLEEVE S8Q-PA/SSM-37			
S36RL	LAMP; S12Q-PA, S12Q,S24Q & GOLD, 40Q,SUV24P,SSM-37			
QS-012	S12Q-PA, S12Q,S24Q & GOLD, 40Q, SUV24P,SSM-37			
S150RL-HO	LAMP; SPV2.5/SP150-HO, VH150			
QSO-150	QUARTZ SLEEVE; VH150			
QL-150	KIT, LAMP & SLEEVE, VH150			
S200RL-HO	LAMP; SPV-3.5, SPV-200, SP200-HO, SC/SCM-200, VH200			
QS-200	QUARTZ SLEEVE; SPV-3.5, SPV-200, SP200-HO, SC/SCM-200			
QS-001	QUARTZ SLEEVE; S1Q- PA;SSM-14, VH200			
SHO200-QL	KIT, LAMP & SLEEVE, S12Q-PA/SSM-39			
QL-200	KIT, LAMP & SLEEVE, VH200			
S320RL-HO	LAMP; SPV-6, SP320-HO, SC/SCM-320			
QS-320	SLEEVE; SPV-6, SP320-HO, SC/SCM-320			
SHO320-QL	KIT, LAMP & SLEEVE; SPV-6, SP320-HO, SC/SCM-320			
S410RL-HO	LAMP; SPV-410, SPV-8 & SP410-HO, VH410, VH410M			
QS-410	SLEEVE; SPV-410, SPV-8 & SP410-HO			
QSO-410	QUARTZ SLEEVE; VH410, VH410M			
SHO410-QL	KIT, LAMP & SLEEVE; SPV-410, SPV-8 & SP410-HO			
QL-410	KIT, LAMP & SLEEVE, VH410, VH410M			
S600RL-HO	LAMP; SPV-600, SPV-12, SP600-HO, SC/SCM-600, VP600, VP600M			
QS-600	SLEEVE; SPV-600, SPV-12, SP600-HO, SC/SCM-600			
QSO-600	QUARTZ SLEEVE; VP600, VP600M			
SHO600-QL	KIT, LAMP & SLEEVE SPV-600, SPV-12, SP600-HO,SC/SCM-600			
QL-600	KIT, LAMP & SLEEVE, VP600. VP600M			
S740RL-HO	LAMP; SPV-740, SPV-15, SP740-HO, SC/SCM740			
QS-740	SLEEVE; SPV-740, SPV-15, SP740-HO, SC/SCM740			
S950RL-HO	LAMP; SPV-950, SPV-20 & SP950-HO, VP950, VP950M			
QS-950	SLEEVE; SPV-950, SPV-20 & SP950-HO			
QSO-950	QUARTZ SLEEVE; VP950, VP950M			
SHO950-QL	KIT, LAMP & SLEEVE; SPV-950, SPV-20 & SP950-HO			
QL-950	KIT, LAMP & SLEEVE, VP950. VP950M			



Ballasts

Part #	Description	1±	2±	5±
BA-VT	100-130V; VT1, VT4			
BA-ICE-S	100-240V; SILVER SERIES			
BA-ICE-CL	100-240V COBALT SERIES, VH150, VH200, VH410, VP600, VP950			
BA-ICE-CM	100-240V, FOR COBALT MONITORED, VH410M, VP600M, VP950M			

Ballast

VIQUA™ - TROJAN™ UV LIGHTS



A TROJAN TECHNOLOGIES COMPANY



UVMax Residential System

UVMax D4 Premium (660089-R) Features a New interactive LCD display:

- Simultaneously displays UV Intensity Status, lamp life remaining, support contact information
- Dealer-programmable support screen: load company logo and complete contact information
- Quick-reference instructions on board for system troubleshooting
- Pre-programmed replacement part menu

UVMax Residential Systems

Part #	Description	1±	2±	5±
650694-R	UVMAX D4 120V 3/4" NPT; 10.5 GPM			
660089-R	UVMAX D4 PREMIUM 120V 3/4" NPT; 10.5 GPM			
650682	UVMAX E4 120V 1" NPT; 18.5 GPM			
650686	UVMAX F4 120V 1" NPT; 30.5 GPM			

D4, E4, F4 Plus Series:

- LED display showing lamp replacement reminder
- Lamp timer reset button and mute button to silence audio alarm
- UV intensity monitor with diagnostic test

UVMax Residential Monitored Systems

Part #	Description	1±	2±	5±
650695-R	UVMAX D4 PLUS 120V 3/4" NPT; 10.5 GPM			
650683	UVMAX E4 PLUS 120V 1" NPT; 18.5 GPM			
650687	UVMAX F4 PLUS 120V 1" NPT; 30.5 GPM			

Integrated Home System

- Equipped with a UV and filters to provide an easy-to-choose, install and maintain solution
- cULus listed
- Equipped with filters to remove sediment, improve taste and remove odors from water
- Equipped with a reference card to answer quick common questions and a lamp counter to remind users when to change the lamp.



Integrated Home System

UVMax Integrated Home System

Part #	Description	1±	2±	5±
IHS12-D4	SYS, 120V 9-12GPM UVMAX D4 DUAL FILTER (10"/20")			
IHS22-D4	SYS, 120V 9-12GPM UVMAX D4 DUAL FILTER (20"/20")			
IHS22-E4	SYS, IHS22-E4 120V UVMAX E4 DUAL FILTER (20"/20")			

UVMax Light Commercial Systems

Part #	Description	1±	2±	5±
660001-R	UVMAX K 120V 2" MNPT; 80 GPM			

UVMax Light Commercial Monitored Systems

Part #	Description	1±	2±	5±
650652	UVMAX H PLUS 120V 1.25" x 1" NPT; 45 GPM			
660002-R	UVMAX K PLUS 120V 2" MNPT; 80 GPM			

UVMax Pro Series

Part #	Description	1±	2±	5±
650647	UVMAX PRO 10 120V 1.25"x1"NPT; NSF CLASS A			
650653	UVMAX PRO 20 120V 1.25"x1"NPT; NSF CLASS A			
650659	UVMAX PRO 30 120V 1.25"x1"NPT; NSF CLASS A			
660003-R	UVMAX PRO 50 120V 2" MNPT; USEPA CERT			
270272-R	TROJAN COMM CENTER; DRY CONTACT; G,H,J,K,PRO			



UVMax Pro Series (650659)

Disinfection Systems



Replacement Lamps & Sleeves



(602803)

Part #	Description
602803	LAMP; UVMAX A
602730	QUARTZ SLEEVE; UVMAX A
602804	LAMP; UVMAX B, B4
602731	QUARTZ SLEEVE; UVMAX B, B4

1± 2± 5±



(602810-103)

602805	LAMP; UVMAX C, C4, D, D4, D4 PLUS
602732	QUARTZ SLEEVE; UVMAX C, C4, D, D4, D4 PLUS
602810-102	KIT, LAMP AND SLEEVE; UVMAX C, C4, D, D4, D4 PLUS

602806	LAMP; UVMAX E, E4, E4 PLUS, PRO 7
602733	QUARTZ SLEEVE; UVMAX E, E4, E4 PLUS, PRO 7
602810-103	KIT, LAMP AND SLEEVE; UVMAX E, E4, E4 PLUS, PRO 7

602807	LAMP; UVMAX F, F4, F4 PLUS, PRO 15
602734	QUARTZ SLEEVE; UVMAX F, F4, F4 PLUS, PRO 15
602810-104	KIT, LAMP AND SLEEVE; UVMAX F, F4, F4 PLUS, PRO15

602854	LAMP; UVMAX G, G PLUS, PRO 10
602974	QUARTZ SLEEVE; UVMAX G, G PLUS, PRO 10
602850-101	KIT, LAMP AND SLEEVE; UVMAX G, G PLUS, PRO 10

602855	LAMP; UVMAX H, H PLUS, PRO 20
602975	QUARTZ SLEEVE; UVMAX H, H PLUS, PRO 20

602856	LAMP; UVMAX J, J PLUS, K, K PLUS, PRO 30, PRO 50
602976	QUARTZ SLEEVE; UVMAX J, J PLUS, K, K PLUS, PRO 30, PRO 50
602850-103	KIT, LAMP AND SLEEVE; UVMAX J, J PLUS, K, K PLUS, PRO 30, PRO 50



(602850-103)

Ballasts & Parts



(650733R-002)

Part #	Description
650733R-002	REPLACEMENT CONTROLLER KIT; FOR B4, C4, D4
650733R-001	REPLACEMENT CONTROLLER KIT, D4 PREMIUM/ D4+, E4/E4+, F4/F4+
650709-003	POWER SUPPLY KIT; FOR PRO 10; 120V (2008 on)
650709-006	POWER SUPPLY KIT; FOR PRO 20; 120V (2008 on)
650709-009	POWER SUPPLY KIT; FOR PRO 30; 120V (2008 on)
660020-R	POWER SUPPLY KIT; FOR PRO 50; 120V

1± 2± 5±



(650717-001)

650627	SOLENOID VALVE KIT; 1" COMPOSITE; G+/H+/J+/PRO 10,20,30
410888-R	SOLENOID VALVE KIT; 2" FOR K, K+ & PRO 50
650717-001	SOLENOID KITS W/JUNCTION BOX;120V;3/4"NPT/FOR D4+
650717-002	SOLENOID KITS W/JUNCTION BOX;120V;1"NPT; E4+ & F4+
650703	SENSOR; D/D4 PLUS, E/E4 PLUS, F/F4 PLUS, PRO7, PRO15
650580	SENSOR; G PLUS, H PLUS, J PLUS, K PLUS, PRO10, PRO20, PRO30, PRO50



UV DYNAMICS

UV Dynamics



All disinfection chambers are GOLD SEAL certified to:
NSF61
NSF 372
CSA b483.1



(UVD600)

UV Dynamics Systems

Part #	Description	1±	2±	5±
UVD240	8GPM, 30mJ 120V, SLC Ballast, 3/4" MNPT			
UVD320	10GPM,30mJ, 120V SL Ballast 3/4" MNPT			
UVD320E	10GPM,30mJ 120V SLE Ballast, 3/4" MNPT			
UVD400	13GPM, 30mJ 120v LL Ballast 3/4" MNPT			
UVD485	16GPM, 30mJ 120v, LL Ballast, 1" MNPT			
UVD600	20GPM, 30mJ 120V, LLG Ballast, 1"MNPT			
UVD1000	33GPM, 30mJ 120V, LLG Ballast, 1"MNPT			
UVD1500	50GPM, 30mJ 120V, LLG Ballast, 1" MNPT			

Disinfection Systems



Mini Rack System (MR400E-TP2/220)

MINI-RACK SYSTEMS

- "U" shaped mounting bracket accommodates either flow direction
- Double "O" ring filter housings
- Falcon Stainless steel interconnect

Mini Rack Systems

Part #	Description	1±	2±	5±
MR320E-TP1/100	MINI RACK,UVD320E 10 GPM; 1 X 10"BB; NO FILTER			
MR320E-TP1/200	MINI RACK UVD320E 10 GPM; 1 X 20"BB; NO FILTER			
MR400E-TP2/220	MINI RACK UVD400E 13 GPM, 2 X 20"BB; NO FILTER			



NSF Class A System

NSF Class A Systems

Part #	Description	1±	2±	5±
UVD008.40C0120LL/S	8.40C - 8gpm, 40MJ,NSF/ANSI 55 Class "A"			
UVD011.40C0120LL/S	11.40C - 11ppgm 40MJ,NSF/ANSI 55 Class "A"			
UVD014.40C0120LL/S	14.40C - 14gpm 40 MJ,NSF/ANSI 55 Class "A"			
UVD020.40C0120LLG/S	20.40C - 20gpm, 40MJ,NSF/ANSI 55 Class "A"			

Accessories

Part #	Description	1±	2±	5±
400454	1" SOLENOID VALVE (VALVE ONLY)			
400455	1" SOLENOID VALVE KIT; INCL REMOTE INTERFACE			
400294	UVT100 ULTRAVIOLET TRANSMISSION METER			

Replacement Bulbs and Sleeves

Part #	Description	1±	2±	5±
400152	UV LAMP; UVD MODELS 240, 320			
400128	UV LAMP; UVD MODEL 400			
400269	UV LAMP; UVD MODELS 485, 8.40C			
400270	UV LAMP; UVD MODELS 11.40C			
400158	UV LAMP; UVD MODELS 600, 800, 1000, 14.40C			
400271	UV LAMP; UVD MODELS 1200, 1500 & 20.40C			
400151	QUARTZ SLEEVE; UVD MODELS 240, 320			
400129	QUARTZ SLEEVE; UVD MODELS 400			
400157	QUARTZ SLEEVE; UVD MODELS 600, 800 & 1000			
400273	QUARTZ SLEEVE; UVD MODELS 485, 8.40C			
400274	QUARTZ SLEEVE; UVD MODEL 11.40C			
400323	QUARTZ SLEEVE; UVD MODEL 14.40C			
400275	QUARTZ SLEEVE; UVD MODELS 1200, 1500 & 20.40C			

Replacement Lamps



Replacement Parts

Part #	Description	1±	2±	5±
400378	REPLACEMENT QUARTZ WINDOW (UVT SENSOR)			
400195	UV SENSOR PROBE; NON-NSF MODELS			
400285	UV SENSOR PROBE; NSF CLASS A MODELS			
400201	MF-SLC120 BALLAST 240			
400235	MF-SLE120 UVD 320E BALLAST			
400203	MF-SL120 UVD 320 BALLAST			
400206	MF-LL120/S BALLAST; UVD8.40C/11.40C			
400373	MF-14LL120/S BALLAST; UVD 14.40C			
400250	MF-LLG120/S BALLAST; UVD20.40C			



MICROFILTER® ULTRA VIOLET LIGHTS

MICROFILTER

UV Systems (Transformers not included)

Part #	Description	1±	5±	10±	20±
OPP-UV6W	6 WATT UV W/O BAL.-1/4"QC 1GPM				
OPP-UV4W	4 WATT UV W/O BAL.-1/4"QC 0.53GPM				

Ballasts / Transformers

Part #	Description	1±	5±	10±	20±
OPP4W-BA-110/60	FOR OPP-UV4W; 110V/60H				
OPP-BA-110/60	FOR OPP-UV6W; 110V/60H				
OPP4W-BA-220/50	FOR OPP-UV4W; 220V/50H				
OPP-BA-100/50	FOR OPP-UV6W; 100V/50H				
OPP-BA-220/50	FOR OPP-UV6W; 220V/50H				

Replacement Lamps

Part #	Description	1±	5±	10±	50±
G6T5-4W	FOR OPP-UV4W				
G6T5-6W	FOR OPP-UV6W				

Mounting Clips

Part #	Description	1±	50±	250±	500±
PPC205W	2" X 2 1/2" DOUBLE CLIP-WHITE				
PPC208W	2" X 2" DOUBLE CLIP-WHITE				
PPC204W	2" BASE CLIP-WHITE				



OPP-UV Light
(OPP-UV4W)

Transformer
Sold Separately

Disinfection Systems

ULTRASUN® ULTRA VIOLET LIGHTS



0.35 GPM, 4 Watt Sun Pure UV (Transformer included)

Part #	Description	1±	5±	25±	250±
UST-100-V120-EB	120 VOLT; 1/4" FIP ELECTRONIC BALLAST				
UST-100-V220-EB	220 VOLT; 1/4" FIP ELECTRONIC BALLAST				
UST-100-LAMP-EB	4 WATT 4 PIN LAMP FOR ELECTRIC BALLAST				
UST-100-LAMP	4 WATT UV REPLACEMENT LAMP (2 PIN)				

1 GPM, 6 Watt Sun Pure UV (Transformer included)

Part #	Description	1±	5±	25±	250±
UST-200-V120-EB	120 VOLT; 1/4" FIP ELECTRONIC BALLAST				
UST-200-V220-EB	220 VOLT; 1/4" FIP ELECTRONIC BALLAST				
UST-200-LAMP-EB	4 PIN REPLACEMENT LAMP FOR ELECTRIC BALLAST				
UST-200-LAMP	2 PIN REPLACEMENT LAMP FOR MAGNET BALLAST				

Electronic Ballasts

Part #	Description	1±	5±	25±	250±
UST-200-120V-EB	6 WATT 120V EB TRANSFORMER ONLY				
UST-200-220V50H-EB	6 WATT; 220/240V 50HZ				

1.5 GPM, 8 Watt Sun Pure UV (Transformer included)

Part #	Description	1±	5±	25±	250±
UST-300-V120-EB	120 VOLT; 1/4" FIP ELECTRONIC BALLAST				
UST-300-V220-EB	220 VOLT; 1/4" FIP ELECTRONIC BALLAST				
UST-300-LAMP-EB	8 WATT 4 PIN LAMP FOR ELECTRIC BALLAST				
UST-300-LAMP	8 WATT UV REPLACEMENT LAMP (2 PIN)				



UV Light



5 Stage Air Purifier (SP-20)

Mounting Clips

Part #	Description	1±	50±	250±	500±
PPC205W	2" X 1 1/2" DOUBLE CLIP-WHITE				
Part #	Description	1±	50±	300±	600±
PPC208W	1 1/2" X 1 1/2" DOUBLE CLIP-WHITE				
PPC204W	2" BASE CLIP-WHITE				

SP-20 5 Stage Air Purifier with UV

Part #	Description	1±	5±	25±	50±
SP-20	5 STAGE ULTRA-SUN AIR PURIFIER				
1RK001	SP-20 REPLACEMENT FILTER SET				
1RK003	SP-20 REPLACEMENT UV LAMP				
1RK005	COMPLT RPLY KIT FLTR UTRAV LMP(1 YR)				
1RK006	SP-20 REP. UV LAMP(2) & FILTER				

Disinfection Systems

STENNER CHEMICAL FEEDER SYSTEMS



STENNER PUMPS

Stenner offers a complete line of highly reliable peristaltic chemical feeders with output ranges from 0.2 gallons per day (0.6 liters) to 170 gallons per day (514.8 liters) depending on model and application. Models are available as fixed output units or with single and dual adjustable outputs utilizing a patented adjustable feed rate mechanism. Output is controlled by tube size, feed rate setting and rpm.



45 & 85 Series Single Head Adjustable

CLASSIC SERIES 45 & 85 SINGLE HEAD ADJUSTABLE OUTPUT 100PSI

Part #	Description	1±	3±	6±
45MJH1A1S	3 GPD; 100PSI; 120/60; 1/4" WHITE			
45MJH2A1S	10 GPD; 100PSI; 120/60; 1/4" WHITE			
45MJH7A1S	22 GPD; 100PSI; 120/60; 1/4" WHITE			
45MJH1B1S	3 GPD; 100PSI; 220/60; 1/4" WHITE			
45MJH2B1S	10 GPD; 100PSI; 220/60; 1/4" WHITE			
45MJH7B1S	22 GPD; 100PSI; 220/60; 1/4" WHITE			
85MJH1A1S	5 GPD; 100PSI; 120/60; 1/4" WHITE			
85MJH2A1S	17 GPD; 100PSI; 120/60; 1/4" WHITE			
85MJH7A1S	40 GPD; 100PSI; 120/60; 1/4" WHITE			
85MJH1B1S	5 GPD; 100PSI; 220/60; 1/4" WHITE			
85MJH2B1S	17 GPD; 100PSI; 220/60; 1/4" WHITE			
85MJH7B1S	40 GPD; 100PSI; 220/60; 1/4" WHITE			



7 GAL Tank System (Natural)



15 GAL Tank (UV Grey)

Tank Systems (REPLACE XXXXXXXX WITH PN# OF ABOVE PUMP)

Part #	Description	1±	3±	6±
S7N-XXXXXXXXXX	TANK SYS; 7GAL NATURAL			
S7G-XXXXXXXXXX	TANK SYS; 7GAL UV GRAY			
S1N-XXXXXXXXXX	TANK SYS; 15GAL NATURAL			
S1G-XXXXXXXXXX	TANK SYS; 15GAL UV GRAY			
S3N-XXXXXXXXXX	TANK SYS; 30GAL NATURAL			
S3G-XXXXXXXXXX	TANK SYS; 30GAL UV GRAY			



45/85 Series Single Head Fixed

CLASSIC SERIES 45 & 85 SINGLE HEAD FIXED OUTPUT 100PSI

Part #	Description	1±	3±	6±
45MFH1A1S	3 GPD; 100PSI; 120/60; 1/4"; FIXED RATE			
45MFH2A1S	10 GPD; 100PSI; 120/60; 1/4"; FIXED RATE			
45MFH7A1S	22 GPD; 100 PSI 120/60 1/4"; FIXED RATE			
85MFH1A1S	5 GPD FIXED; 100PSI; 120/60; 1/4" WHITE			
85MFH2A1S	17 GPD FIXED; 100PSI; 120/60; 1/4" WHITE			
85MFH7A1S	40 GPD FIXED; 100PSI; 120/60; 1/4" WHITE			



7 GAL Tank System (Natural) 15 GAL Tank (UV Grey)

Tank Systems (REPLACE XXXXXXXX WITH PN# OF ABOVE PUMP)

Part #	Description	1±	3±	6±
S7N-XXXXXXXXXX	TANK SYS; 7GAL NATURAL			
S7G-XXXXXXXXXX	TANK SYS; 7GAL UV GRAY			
S1N-XXXXXXXXXX	TANK SYS; 15GAL NATURAL			
S1G-XXXXXXXXXX	TANK SYS; 15GAL UV GRAY			
S3N-XXXXXXXXXX	TANK SYS; 30GAL NATURAL			
S3G-XXXXXXXXXX	TANK SYS; 30GAL UV GRAY			

ECON FP Series Pumps

Part #	Description	1±	3±	6±
E20PHF81S	ECON-FP;4.5GPD;80PSI;120/60;1/4"			
E20PHG81S	ECON-FP;16GPD;80PSI;120/60;1/4"			
E20PHH81S	ECON-FP;30GPD;80PSI;120/60;1/4"			

Water Meters

Part #	Description	1±	3±	6±
JLP0750-2PPG	PLASTIC WATER METER; 3/4", 2 PULSE/GALLON			
JLP0750-4PPG	PLASTIC WATER METER; 3/4", 4 PULSE/GALLON			
JLP1000-1PPG	PLASTIC WATER METER; 1", 1 PULSE/GALLON			
JLP1500-1PPG	PLASTIC WATER METER; 1.5", 1 PULSE/GALLON			
SSMRS20-1PPG	STAINLESS 2" METER, 1 PULSE/GALLON; NSF 372			



ECON FP Pump



Water Meters

Pump Control Module (PCM)

Part #	Description	1±	3±	6±
PCM1	PUMP CONT MODULE 0.1-1 SEC			
PCM5	PUMP CONT MODULE 0.5 - 5 SEC			
PCM10	PUMP CONT MODULE 1.0 - 10.0 SEC			

Flow Switch

Part #	Description	1±	3±	6±
EC500 SWITCH	ECON PUMP (INC ADAPTER & PVC TEE)			

Pump Tubes (45/85/100/170 & SVP Series)

Part #	Description	1±	3±	6±
UCCP201	#1 PUMP TUBE WITH FERRULES 2PACK			
MCCP201	#1 PUMP TUBE WITH FERRULES 5PACK			
UCCP202	#2 PUMP TUBE WITH FERRULES 2PACK			
MCCP202	#2 PUMP TUBE WITH FERRULES 5PACK			
UCCP207	#7 PUMP TUBE WITH FERRULES 2PACK			
MCCP207	#7 PUMP TUBE WITH FERRULES 5PACK			



Pump Tubes

Pump Tubes (ECON FP Series)

Part #	Description	1±	3±	6±
EC30F-2	ECON F TUBE;FERRULE;1/4";2PK			
EC30G-2	ECON G TUBE;FERRULE;1/4";2PK			
EC30H-2	ECON H TUBE;FERRULE;1/4";2PK			

Service Assemblies (45/85/100/170 & SVP SERIES)

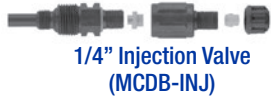
Part #	Description	1±	3±	6±
MSK120	MOTOR SERVICE REPAIR KIT 120V			
MSK220	MOTOR SERVICE REPAIR KIT 220V			
FSK100	FEED RATE CNTRL SERVICE KIT			
FC5040D	FEED RATE CNTRL w/Shaft; Single Head ADJ 45/85			
PSKH01	#1 PUMP HEAD SERVICE KIT			
PSKH02	#2 PUMP HEAD SERVICE KIT			
PSKH07	#7 PUMP HEAD SERVICE KIT			
UC3ASYD	ROLLER ASSEMBLY,COMPLETE; NOT QUICKPRO			
QP500-1	QUICKPRO ROLLER ASSEMBLY			
QP101-1	#1 QUICKPRO Pump Head w/Ferrules 1/4" & Duckbill			
QP102-1	#2 QUICKPRO Pump Head w/Ferrules 1/4" & Duckbill			
QP107-1	#7 QUICKPRO Pump Head w/Ferrules 1/4" & Duckbill			



Motor Service Repair Kit (MSK120)



Miscellaneous Parts



1/4" Injection Valve
(MCDB-INJ)



3/8" Injection Valve
(UCINJ38)


Part #	Description	1±	3±	6±
UCDBINJ	INJECTION CHECK VALVE 1/4"			
MCDB-INJ	INJECTION CHECK VALVE 1/4" (5 PK)			
UCINJ38	INJECTION CHECK VALVE 3/8"			
MCINJ38	INJECTION CHECK VALVE 3/8" (5 PK)			
UCCV-DB0	CHECK VALVE DUCKBILL ONLY (2 PK)			
MCCVDB0	CHECK VALVE DUCKBILL ONLY (5 PK)			
ST114	SUCTION LINE STRAINER;1/4"			
ST138	SUCTION LINE STRAINER 3/8"			
UCFC5ID	INDEX PLATE			
FC5K00D	INDEX SPIDER PLATE			
UCFC5AD	MAIN SHAFT SINGLE HEAD/ ADJUSTABLE OUTPUT			
UCAK-100	1/4" NUTS (10 PK)			
UCAK-200	1/4"FERRULE(10 PAK)			
MP90000	RAIN ROOF FOR STENNER PUMP			
MP80000	MOUNTING BRACKET			
QP100-1	UNIVERSAL TUBE HOUSING COVER W/ BUSHING			
QP400-1	UNIVERSAL QP TUBE HOUSING			
PMBRPL2	ROTOR ASSY W BEARING/BRACKET/O-RINGS			
AK600	1/4" STENNER FLOW INDICATOR			

Disinfection Systems

MAZZEI® INJECTOR COMPANY - INJECTORS



Mazzei Injectors



Mazzei Injectors

Part #	Description	1±	5±	10±
384	1/2" MNPT ; PVDF			
484	1/2" MNPT ; PVDF			
484A	3/4" MNPT ; PVDF			
584	3/4" MNPT ; PVDF			
684	3/4" MNPT ; PVDF			
878	1" MNPT ; PVDF			
978	1" MNPT ; PVDF			
1078	1" MNPT ; PVDF			
1583A	1.5" MNPT ; PVDF			
1584A-PVDF	1.5" MNPT ; PVDF			
2081A	2" MNPT ; PVDF			



NOTES

Disinfection Systems

Lined area for notes with a large, faint 'GOOD' watermark in the center.



NOTES

Disinfection Systems



NOTES

Disinfection Systems

Lined area for notes with a large, faint watermark of the GOOD logo and a globe in the background.