

Data Sheet

FTC - Flow Temperature Control Sensor / Thermostatic Controller

Application:



The flow temperature control (FTC) is used to regulate & maintain fluid temperature for hydronic floor or radiator heating systems. FTC is a self-acting thermostatic sensor, which can be combined with two-way valve body types

RA2000 (normally used with straight valve configuration) & RA-C.

The water temperature is measured by a surface sensor, which is mounted directly on the pipe surface by means of a strip (enclosed with the product). The snap-lock connector of the sensor element allows a quick and firm connection to the valve without the need for tools.

FTC features:

- Closes on rising sensor temperature
- Temperature scale on the dial (in Celsius)
- Choice of temperature setting ranges:
- 15° - 50°C (60° - 122°F) or 35° - 70°C (95° - 158°F)
- Valve & sensor can be mounted on supply or return piping

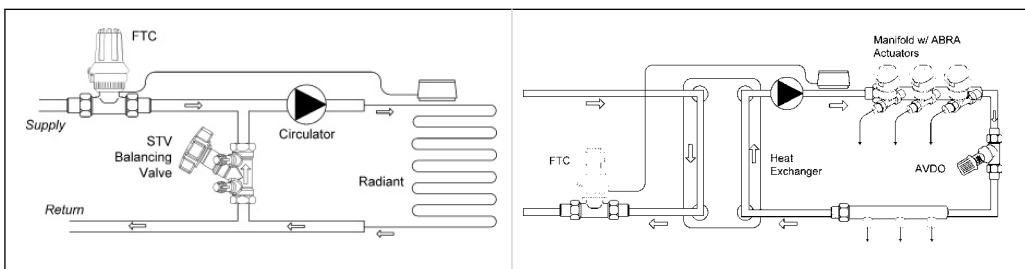
Ordering information:

Code No.	Temp Range	Type	Description	
013G5081	60 - 122°F (15 - 50°C)	FTC	Self-acting thermostatic operator with remote sensor. Celsius temperature scale on dial.	
013G5080	95 - 158°F (35 - 70°C)			
Available valves for mounting of FTC				
Code No.	Type	Size	Description	Cv
013G8015	RA 2000	1/2"	Straight valves, NPT female x male union tpcs.	1.6
013G8020		3/4"		2.7
013G8025		1"		2.8
013G8032		1-1/4"		2.8
013G8042	RA-C	1/2"	Straight valves, double solder unions	1.6
013G8044		3/4"		2.7
013G3094	RA-C	1/2"	Straight valves, without tpcs. or union nuts*	1.39
013G3096		3/4"		3.82
* Tailpieces (tpcs.) & union nuts required for RA-C valves (Choose two union nuts & two tpcs.)				
013U0496	1/2" Union Nut			
013U8608	1/2" Female Solder Tailpiece			
013U0476	1/2" Male NPT Tailpiece			
013U0499	3/4" Union Nut			
013U8609	3/4" Female Solder Tailpiece			
013U0479	3/4" Male NPT Tailpiece			

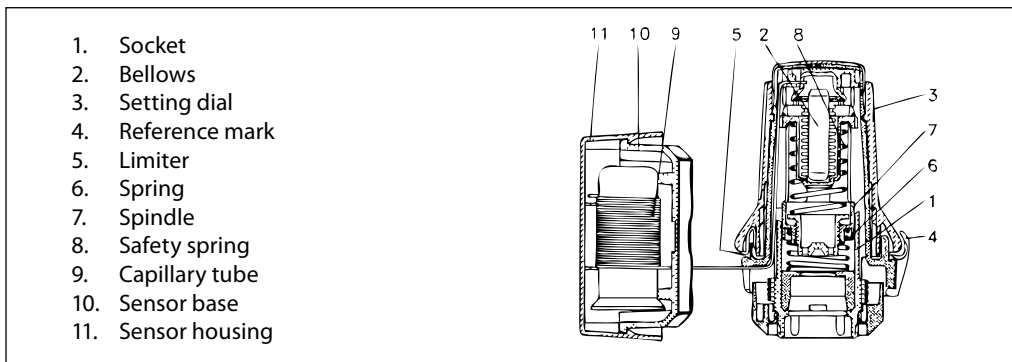
Application:

Mounted to valve style	RA2000, RA-C valves
Capillary length	6.5ft (2 m)
Max. pressure	145 psi (PN 10 bar)
Max. diff. pressure, Δp	8.7 psi (0.6 bar)
Test pressure	232psi (16 bar)
Max. flow temperature	248°F (120°C)
Max. ambient temperature	149°F (65°C)

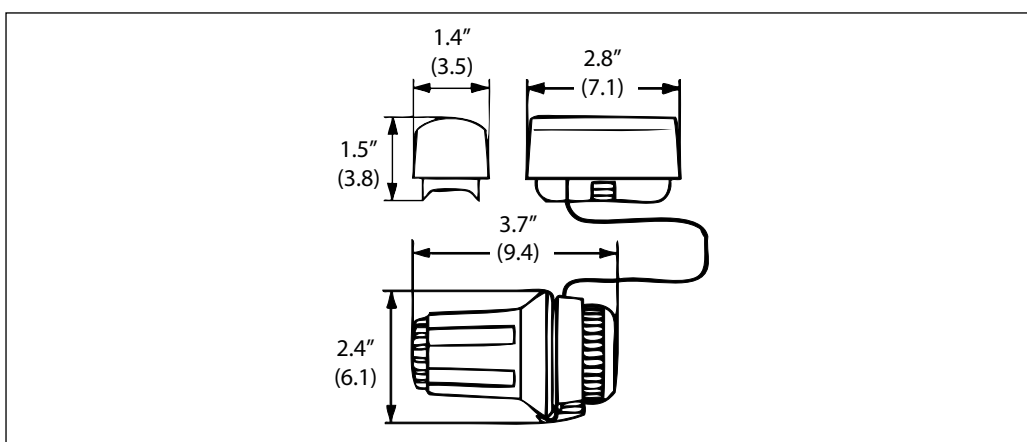
System Layouts:



Design:



**Dimensions
inches (mm):**



Danfoss · Heating North America
Learn more at: www.heating.danfoss.us

Danfoss can accept no responsibility for possible errors in printed materials and reserves the right to alter its products without notice. All trademarks in this material are property of the respective companies. Danfoss and Danfoss logotype are trademarks of Danfoss A/S. All rights reserved.