



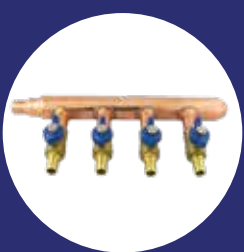
Thousands of Plumbing Products. One Source.

Section

G

Pushfit & PEX

PEX et "pushfit"



Plumbing, Industrial & Mechanical Specialties

www.lyncar.com

www.waterlineproducts.com

PUSH-FIT STOP VALVES VANNES D'ARRÊT PUSH-FIT



- connect pipe in seconds
- certified to 200 PSI and 200°F (93°C)
- fits CPVC, PEX and copper
- allows users to connect pipe in seconds
- instant PUSH-FIT connection for ease of use
- chrome plated (supply stops and hydrants)
- supplied with insert(s) for PEX pipe
- 1 per bag
- top quality since 2007




- connecte les tuyaux en quelques secondes
- certifiées pour 200 PSI et 200° F (93°C)
- adaptées pour les structures en cPVC, PEX et cuivre
- permet aux utilisateurs de connecter les tuyaux en quelques secondes
- une connexion PUSH-FIT instantanée pour une installation facile
- chromées
- fournies avec des embouts, pour tuyau PEX
- une par sac

PUSH FIT ANGLE Vannes d'arrêt angle Push Fit



| Part# | PF x Comp |
|-----------|-------------|
| 1376543LF | 1/2" x 3/8" |
| 1375914LF | 1/2" x 1/4" |

PUSH FIT STRAIGHT Vannes d'arrêt droite Push Fit



| Part# | PF x Comp |
|-----------|------------------|
| 1376443LF | 1/2" x 3/8" Comp |
| 1375916LF | 1/2" x 1/4" Comp |

PUSH FIT 3 WAY Vannes d'arrêt Push Fit compression



| Part# | PF x Comp x Comp |
|-----------|--------------------|
| 1375918LF | 1/2" x 3/8" x 3/8" |
| 1375920LF | 1/2" x 3/8" x 1/4" |

PUSH FIT X PUSH FIT Vannes d'arrêt Push Fit



| Part# | Size | Style |
|-----------|-------------|----------|
| 1375910LF | 1/2" x 1/2" | Angle |
| 1375912LF | 1/2" x 1/2" | Straight |

PUSH FIT BALL VALVE Valve à bille Push Fit



| Part# | Size |
|-----------|------|
| 1375773LF | 1/2" |
| 1375775LF | 3/4" |
| 1375700LF | 1" |

PUSH FIT BALL VALVE W/DRAIN Valve à bille a/drain Push Fit



| Part# | Size |
|-----------|------|
| 1375663LF | 1/2" |
| 1375788LF | 3/4" |

PUSH FIT STOP & WASTE VALVE Valve d'arrêt et vidange Push Fit



| Part# | Size |
|-----------|------|
| 1375870LF | 1/2" |

PUSH FIT WALL HYDRANT Robinet Anti-gel Push Fit



| Part# | Size |
|---------|-----------------|
| 1375012 | 1/2" X 12" long |
| 1375010 | 1/2" X 10" long |

PUSH FIT SILLCOCK & BOILER DRAIN VALVES Valve d'arrosage et de vidange de chaudière Push Fit



| Part# | Size | Style |
|---------|-------------|--------------|
| 1375250 | 1/2" x 3/4" | Sillcock |
| 1375880 | 1/2" x 3/4" | Boiler Drain |

PUSH-FIT STOP VALVES VANNES D'ARRÊT PUSH-FIT



- connect pipe in seconds
- certified to 200 PSI and 200°F (93°C)
- fits CPVC, PEX and copper
- supplied with insert(s)
- 25 year limited warranty

- connectent les tuyaux en quelques secondes
- certifiés pour 200 PSI et 200° F (93° C)
- adaptés pour CPVC, PEX et cuivre
- fournis avec des embouts
- garantie limitée de 25 ans



PEX et "pushfit"

PUSH FIT - TEES Té Push Fit



| Part# | Size |
|-----------|--------------------|
| 1375104LF | 1/2" x 1/2" x 1/2" |
| 1375106LF | 3/4" x 3/4" x 3/4" |
| 1375644LF | 3/4" x 1/2" x 1/2" |
| 1375646LF | 3/4" x 1/2" x 3/4" |
| 1375664LF | 3/4" x 3/4" x 1/2" |
| 1375650LF | 1" x 1" x 1" |
| 1375658LF | 1" x 1" x 3/4" |

PUSH FIT - MALE CONNECTOR Adaptateur mâle Push Fit



| Part# | Push x MNPT |
|-----------|-------------|
| 1375044LF | 1/2" X 1/2" |
| 1375046LF | 3/4" x 3/4" |
| 1375048LF | 1/2" x 3/4" |
| 1375049LF | 3/4" x 1" |
| 1375407LF | 1" x 1" |

PUSH FIT - FEMALE CONNECTOR Adaptateur femelle Push Fit




| Part# | Push x MNPT |
|-----------|-------------|
| 1375148LF | 1/2" X 1/2" |
| 1375150LF | 3/4" x 3/4" |
| 1375622LF | 1" x 1" |
| 1375624LF | 1/2" x 3/4" |

PUSH FIT - ELBOWS Coudé 90° Push Fit



| Part# | Size |
|-----------|-------------|
| 1375144LF | 1/2" x 1/2" |
| 1375166LF | 3/4" x 3/4" |
| 1375164LF | 3/4" x 1/2" |
| 1375168LF | 3/4" x 1" |
| 1375177LF | 1" x 1" |

PUSH FIT - DROP EAR Coudé d'oreille Push Fit



| Part# | Size Push x |
|-----------|------------------|
| 1375366LF | 1/2" X 1/2" FNPT |
| 1375370LF | 3/4" x 1/2" FNPT |
| 1375368LF | 1/2" x 1/2" PNC |

PUSH FIT NPT X PUSH ELBOW Coudé mâle x Push Fit



| Part# | Size Push x |
|-----------|------------------|
| 1375642LF | 1/2" X 1/2" MNPT |
| 1375648LF | 3/4" x 3/4" MNPT |
| 1375640LF | 1/2" x 1/2" FNPT |

PUSH FIT - COUPLING Mandnon Push Fit



| Part# | Size |
|-----------|-------------|
| 1375244LF | 1/2" x 1/2" |
| 1375266LF | 3/4" x 3/4" |
| 1375277LF | 1" x 1" |
| 1375464LF | 3/4" x 1/2" |
| 1375476LF | 1" x 3/4" |

PUSH FIT - SLIP JOINT REPAIR COUPLING Manche de réparation Push Fit



| Part# | Size |
|-----------|-------------|
| 1375548LF | 1/2" X 1/2" |
| 1375610LF | 3/4" x 3/4" |
| 1375612LF | 1" x 1" |

PUSH FIT - PLUGS Capouchon Push Fit



| Part# | Size |
|-----------|------|
| 1375004LF | 1/2" |
| 1375006LF | 3/4" |
| 1375008LF | 1" |

PUSH-FIT FITTINGS, CONNECTEURS PUSH FIT Copper Flexiport Manifolds



- connect pipe in seconds
- instant PUSH-FIT connection for ease of use
- certified to 200 PSI and 200°F (93°C)
- fits CPVC, PEX and copper pipe
- supplied with insert(s)
- 25 year limited warranty



- connect les tuyaux en quelques secondes
- connexion PUSH-FIT instantannée pour une utilisation facile
- certifiés à 200 PSI et 200 ° F (93 ° C)
- adaptés pour PVCC, PEX et tubes en cuivre
- fournis avec des embout(s)
- garantie limitée de 25 ans

PUSH FIT CHECK VALVES Clapet de retenue Push Fit



| Part# | Size |
|-----------|-------------|
| 1375902LF | 1/2" x 1/2" |
| 1375904LF | 3/4" x 3/4" |
| 1375906LF | 1" x 1" |

PUSH FIT DISCONNECT TOOL Outil de désaccouplement



| Part# | Size |
|---------|------|
| 1375888 | 1/2" |
| 1375889 | 3/4" |
| 1375892 | 1" |

PUSH FIT TEE VALVES Valve en té Push Fit



| Part# | Size |
|-----------|-----------------------|
| 1375040LF | 1/2" x 1/2" x 1/4" OD |
| 1375042LF | 1/2" x 1/2" x 3/8" OD |

FLEXIPORT™ MANIFOLDS

- Outlets include Valves
- Easy to set up
- All inlets and outlets are push fit
- Talon style clips for hanging



- Les prises comprennent des vannes
- Facile à installer
- Toutes les entrées et sorties sont en forme
- Clip Talon pour pendaison



part# 1375399

MANIFOLDS WITH VALVES OPEN

| Part# | Ports | Inlet x ball valve |
|---------|-------|--------------------|
| 1374399 | 3 | 3/4" x 1/2" |
| 1374499 | 4 | 3/4" x 1/2" |

MANIFOLDS WITH VALVES CLOSED

| Part# | Ports | Inlet x ball valve |
|---------|-------|--------------------|
| 1375399 | 3 | 3/4" x 1/2" |
| 1375499 | 4 | 3/4" x 1/2" |

DISHWASHER ELBOW PUSH FIT Coude lave-vaisselle "Push Fit"



- Elbow fitting 90°
- Connect hot water to the dishwasher
- 1/4" (3/8" OD) x 3/8" MNPT
- Raccord coudé 90 °
- Connectez l#39;eau chaude au lave-vaisselle
- 1/4" (3/8" OD) x 3/8" MNPT

| Part# |
|-----------|
| 1375643LF |

PUSH TO POLY-B ADAPTER Adaptateur "Poly-B"



| Part# | Size |
|-----------|------|
| 1375844LF | 1/2" |
| 1375866LF | 3/4" |

PUSH-FIT FITTINGS, CONNECTEURS PUSH FIT Copper Flexiport Manifolds



- connect pipe in seconds
- instant PUSH-FIT connection for ease of use
- certified to 200 PSI and 200°F (93°C)
- fits CPVC, PEX and copper pipe
- supplied with insert(s)
- 25 year limited warranty

- connect les tuyaux en quelques secondes
- connexion PUSH-FIT instantannée pour une utilisation facile
- certifiés à 200 PSI et 200 ° F (93 ° C)
- adaptés pour PVCC, PEX et tubes en cuivre
- fournis avec des embout(s)
- garantie limitée de 25 ans

PUSH FIT FITTINGS - VALUE PACK

Paquet de valeur raccords de "Push Fit"



- Value pack of popular push fit fittings.
- 4 - elbows, 6 - couplings , 2 - tees
- Blister retail packaged
- Pack économique de raccords instantanés populaires.
- 4 - coudes, 6 - accouplements, 2 - té
- Blister au détail emballé

Part#
1402243

PUSH FIT VALVES - VALUE PACK

Paquet de valeur vannes de "Push Fit"



- Value pack of popular push fit valves.
- 3 angle and 3 straight
- Blister retail packaged
- Pack économique de vannes instantanés populaires.
- 3 arrêt angle et arrêt droite
- Blister au détail emballé

Part#
1375945LF

PUSH FIT PIPE REPAIR KIT

Kit de reparation de tuyau "Push Fit"



- To fix broken pipes
- Copper or pex.
- Réparer les tuyaux cassés
- cuivre ou pex

Part#
1375945LF

DISCONNECT TONGS

Déconnecter les pinces



- Universal tool to disconnect a push fitting from the pipe.
- Quick and easy to use
- One-handed operation
- Handles colour coordinated by size
- Outil universel pour déconnecter un raccord instantané du tuyau.
- Rapide et simple d'utilisation
- Opération à une main
- Couleur de la poignée coordonnée selon la taille

| Part# | Valves Ports |
|----------------|---------------------------------------|
| 1375894 | Push and Connect Disconnect Tong 1/2" |
| 1375896 | Push and Connect Disconnect Tong 3/4" |


PEX FITTINGS - BRASS Raccords PEX - Laiton

- Lead free PEX fittings
- Packaged for contractors
- Use with PEX rings, stainless steel or cinch clamps
- CUPC Approved
- NSF 372



- Raccords PEX sans plomb
- Emballé pour les entrepreneurs
- À utiliser avec des bagues PEX aciers inoxydables ou des pinces de type cinch
- CUPC approuvé
- NSF 372

PEX - TEE Té - Pex



| Part# | Size |
|---------|--------------------|
| 1400104 | 1/2" x 1/2" x 1/2" |
| 1400106 | 3/4" x 3/4" x 3/4" |
| 1401107 | 1" x 1" x 1" |

PEX - TEE OFFSET 1/2" AND 3/4" Té décentré 1/2 et 3/4



| Part# | Size |
|---------|--------------------|
| 1409446 | 1/2" x 1/2" x 3/4" |
| 1409644 | 3/4" x 1/2" x 1/2" |
| 1409646 | 3/4" x 1/2" x 3/4" |
| 1409664 | 3/4" x 3/4" x 1/2" |

PEX - TEE OFFSET 1" Té décentré 1"



| Part# | Size |
|---------|------------------|
| 1409747 | 1" x 1/2" x 1" |
| 1409764 | 1" x 3/4" x 1/2" |
| 1409766 | 1" x 3/4" x 3/4" |
| 1409767 | 1" x 3/4" x 1" |
| 1409774 | 1" x 1" x 1/2" |
| 1409776 | 1" x 1" x 3/4" |
| 1406007 | 1" x 1/2" x 3/4" |

PEX - MALE ADAPTER Adaptateur mâle



| Part# | Size PEX x MPT |
|---------|----------------|
| 1404044 | 1/2" x 1/2" |
| 1404046 | 1/2" x 3/4" |
| 1404064 | 3/4" x 1/2" |
| 1404066 | 3/4" x 3/4" |
| 1404068 | 3/4" x 1" |
| 1404076 | 1" x 3/4" |
| 1404077 | 1" x 1" |

PEX MALE SWEAT ADAPTER Adaptateur mâle à souder



| Part# | Size MS x PEX |
|---------|---------------|
| 1403244 | 1/2" x 1/2" |
| 1403248 | 1/2" x 3/4" |
| 1403388 | 3/4" x 1/2" |
| 1403266 | 3/4" x 3/4" |
| 1403274 | 1" x 3/4" |
| 1403277 | 1" x 1" |

PEX FEMALE SWEAT ADAPTER Adaptateur femelle à souder



| Part# | Size FS x PEX |
|---------|---------------|
| 1403344 | 1/2" x 1/2" |
| 1403366 | 3/4" x 3/4" |
| 1403368 | 1" x 3/4" |
| 1403377 | 1" x 1" |

PEX - ELBOWS Coude en PEX



| Part# | Size PEX x PEX |
|---------|----------------|
| 1402133 | 3/8" x 3/8" |
| 1400044 | 1/2" x 1/2" |
| 1400166 | 3/4" x 3/4" |
| 1402064 | 3/4" x 1/2" |
| 1402177 | 1" x 1" |

PEX - ELBOWS, MPT Coude en PEX x filé mâle



| Part# | Size PEX x MPT |
|---------|----------------|
| 1402243 | 1/2" x 3/8" |
| 1402244 | 1/2" x 1/2" |

PEX - ELBOWS, SWEAT Coude en PEX x souder



| Part# | Size FS x PEX |
|---------|----------------|
| 1402072 | 1/2" FS x 1/2" |
| 1402074 | 3/4" FS x 3/4" |
| 1402070 | 3/4" FS x 1/2" |
| 1402076 | 1" FS x 1" |
| 1402082 | 1/2" MS X 1/2" |

Pushfit & PEX

PEX FITTINGS - BRASS

Raccords PEX - Laiton

- Lead free PEX fittings
- Packaged for contractors
- Use with PEX rings, stainless steel or cinch clamps
- CUPC Approved
- NSF 372



- Raccords PEX sans plomb
- Emballé pour les entrepreneurs
- À utiliser avec des bagues PEX aciers inoxydables ou des pinces de type cinch
- CUPC approuvé
- NSF 372

PEX - COUPLING

Manchon PEX



| Part# | Size |
|---------|------|
| 1403144 | 1/2" |
| 1403166 | 3/4" |
| 1403177 | 1" |

PEX - COUPLING OFFSET

Manchon PEX décentré



| Part# | Size |
|---------|-------------|
| 1403464 | 3/4" x 1/2" |
| 1403476 | 3/4" x 1" |

PEX - PLUGS


Bouchon PEX



| Part# | Size |
|---------|------|
| 1406004 | 1/2" |
| 1406006 | 3/4" |
| 1400060 | 1" |

PEX - FEMALE SWIVEL

Adaptateur Pivot PEX x Femelle



| Part# | Size PEX x Female Swivel |
|---------|--------------------------|
| 1405144 | 1/2" x 1/2" |
| 1405146 | 1/2" x 3/4" |
| 1405166 | 3/4" x 3/4" |
| 1402248 | 1/2" x 1/2" (Elbow) |

PEX - FEMALE NON SWIVEL

Adaptateur PEX femelle



| Part# | Size PEX x FPT |
|---------|----------------|
| 1405244 | 1/2" x 1/2" |
| 1405246 | 1/2" x 3/4" |
| 1405264 | 3/4" x 1/2" |
| 1405266 | 3/4" x 3/4" |
| 1405268 | 3/4" x 1" |
| 1405270 | 3/4" x 1 1/4" |
| 1405277 | 1" x 1" |

PEX - COMPRESSION X PEX FITTING

Adaptateur pivot avec écrou et éône PEX



| Part# | Size PEX x COMP | Type |
|---------|-----------------|----------|
| 1403888 | 1/2" x 3/8" | Straight |
| 1403838 | 1/2" x 3/8" | Angle |

PEX - FPT DROP EAR ELBOW


Coude d'oreille femelle x PEX



| Part# | Size FPT x PEX |
|---------|----------------|
| 1400344 | 1/2" x 1/2" |
| 1400364 | 1/2" x 3/4" |
| 1402366 | 3/4" x 3/4" |

PEX - FIP WASHING MACHINE TEE

Adaptateur PEX pour laveuse filé femelle



| Part# | Size PEX x PEX x FPT |
|---------|----------------------|
| 1400366 | 1/2" x 1/2" x 1/2" |

PEX - SHOWER ELBOW

Coude de douche PEX



| Part# | Size PEX x FPT |
|--------------|----------------|
| 1196 / 1196Q | 1/2" x 1/2" |
| 1197 | 3/4" x 1/2" |

PEX FITTINGS - BRASS
Raccords PEX - Laiton

- Lead free PEX fittings
- Packaged for contractors
- Use with pex rings or cinch clamps
- CSA Approved



- Raccords PEX sans plomb
- Emballé pour les entrepreneurs
- À utiliser avec des bagues Pex ou des pinces de type cinch
- CSA approuvé

Pushfit & PEX

PEX - FAUCET CONNECTOR
Connecteur pour Robinet PEX



| Part# | |
|---------|-------------------------|
| 1406012 | Coupling w/ plastic nut |

PEX - SWEAT ADAPTER TEE
Adapteur en Té PEX à soude



| Part# | |
|---------|------------------------------|
| 1409448 | 1/2" FS x 1/2" FS x 1/2" PEX |

POLY-B ADAPTERS WITH PEX AND PB RINGS



| Part# | Size |
|---------|------|
| 1403844 | 1/2" |
| 1403866 | 3/4" |

PEX - TRANSITION FITTING
Raccord PEX à Transition 1/2 comp




| Part# | |
|---------|----------------------|
| 1403050 | 1/2" comp x 1/2" PEX |

PEX - TRANSITION TEE
Té de transition compression à PEX



| Part# | |
|---------|----------------------------------|
| 1409778 | 1/2" comp x 1/2" comp x 1/2" PEX |

POLY-B TEES WITH PEX AND PB RINGS



| Part# | Size |
|---------|------------------------------|
| 1449666 | 1/2" PB x 1/2" PB x 1/2" PEX |
| 1449668 | 3/4" PB x 3/4" PB x 1/2" PEX |
| 1449670 | 3/4" x 3/4" PB x 1/2" PEX |

PEX FITTINGS - BRASS
Raccords PEX - Laiton

CLOSED COPPER PEX MANIFOLDS WITH 3/4 PEX VALVES

Collecteurs de cuivre PEX fermés, avec 3/4 pex vannes (manifolds)



- 2" C-1 Type "L" "Copper Trunk"
- With Talon style clips
- 1" pex inlet, 3/4" pex outlets
- Closed End
- With pex ball valves

- 2" C-1 Type "L" "Copper Trunk"
- Avec clips Talon
- Entrée pex 1 po, sortie pex 3/4"
- Fermé fin
- Avec pex vannes à bille

| Part# | Valves / Ports |
|---------|----------------|
| 1567499 | 4 |

CLOSED COPPER PEX MANIFOLDS WITH PEX VALVES

Collecteurs de cuivre PEX fermés, avec pex vannes (manifolds)



- Available from 3 to 12 ports
- 2" C-1 Type "L" "Copper Trunk"
- With Talon style clips
- 3/4" pex inlet, 1/2" pex outlets
- Closed End
- With or without ball valves

- Disponible de 3 à 12 ports
- 2" C-1 Type "L" "Copper Trunk"
- Avec clips Talon
- Entrée pex 3/4 po, sortie pex 1/2"
- Fermé fin
- Avec ou sans vannes à bille

| Part# 3/4" Pex Inlet | Pex Inlet 1" Pex Inlet | Valves / Ports |
|----------------------|------------------------|----------------|
| 1533399 | N/A | 3 |
| 1533499 | N/A | 4 |
| 1533699 | 1567699 | 6 |
| 1533899 | 1567899 | 8 |
| 1533109 | 1567910 | 10 |
| N/A | 1567912 | 12 |



CLOSED COPPER PEX MANIFOLDS

Collecteurs de cuivre PEX fermés, (manifolds)



- Available from 3 to 12 ports
- 2" C-1 Type "L" "Copper Trunk"
- With Talon style clips
- 3/4" pex inlet, 1/2" pex outlets
- Closed End

- Disponible de 3 à 12 ports
- 2" C-1 Type "L" "Copper Trunk"
- Avec clips Talon
- Entrée pex 3/4 po, sortie pex 1/2"
- Fermé fin

| Part# | Valves / Ports |
|---------|----------------|
| 1411399 | 3 |
| 1411499 | 4 |
| 1411599 | 5 |
| 1411699 | 6 |
| 1411799 | 7 |
| 1411899 | 8 |
| 1411999 | 9 |
| 1411910 | 10 |
| 1411912 | 12 |



PEX-READY VALVES
Vannes PEX ready



LEVER WITH DRAIN, PEX X PEX
Levier avec drain, PEX X PEX



- Max working pressure 600 PSI
- Lever Handle
- Brass Body
- With Drain
- PEX Ends
- Pression de travail max 600 PSI
- Poignée à levier avec drain
- Corps en laiton

| Part# | Size |
|-----------|------|
| 1559050LF | 1/2" |
| 1440075LF | 3/4" |
| 1449009LF | 1" |


LEVER, PEX X PEX
Levier, PEX X PEX



- Max working pressure 600 PSI
- Lever Handle
- Brass Body
- Pression de travail max 600 PSI
- Poignée de levier
- Corps en laiton

| Part# | Size |
|-----------|------|
| 1409004LF | 1/2" |
| 1409006LF | 3/4" |
| 1449008LF | 1" |

"T" HANDLE, PEX X PEX
Poignée de "T", PEX x PEX



- Max working pressure 600 PSI
- Wing Handle
- Brass Body
- PEX Ends
- Pression de travail max 600 PSI
- Poignée d'aile
- Avec ou sans drain
- Corps en laiton

| Part# | Size |
|-----------|-----------------|
| 1559002LF | 1/2" with drain |
| 1559004LF | 1/2" |
| 1559006LF | 3/4" |

LEVER HANDLE, PEX X SWEAT
Levier, PEX x Souder



- Max working pressure 600 PSI
- Lever Handle
- Pex x sweat ends
- Brass Body
- Pression de travail max 600 PSI
- Poignée de levier
- Pex x souder
- Corps en laiton

| Part# | Size |
|-----------|------|
| 1449005LF | 1/2" |
| 1449007LF | 3/4" |
| 1449010LF | 1" |


WING HANDLE, PEX X SWEAT
Poignée d'aile, PEX X Souder



- Max working pressure 600 PSI
- Wing Handle
- Pex x sweat ends
- Brass Body
- Pression de travail max 600 PSI
- Poignée d'aile
- Pex x souder
- Corps en laiton

| Part# | Size |
|-----------|------|
| 1540008LF | 1/2" |
| 1540010LF | 3/4" |
| 1540012LF | 1" |

WITH DRAIN, PEX X SWEAT
Levier avec drain, PEX X Souder



- Max working pressure 600 PSI
- Lever Handle
- Pex x Sweat
- Brass Body
- With Drain
- Pression de travail max 600 PSI
- Poignée à levier avec drain
- Pex x solder
- Corps en laiton

| Part# | Size |
|-----------|------|
| 1504912LF | 1/2" |
| 1504915LF | 3/4" |

PEX-READY VALVES Vannes PEX ready



HOSE THREAD SILLCOCK VALVE Soupape de silcock, fileté



- Max working pressure 600 PSI
- Sillcock Valve
- Hose Thread
- Brass Body
- regular flange
- Pression de travail max 600 PSI
- Soupape de Silcock
- tuyau d'arrosage
- corps en laiton



| Part# | Size |
|---------|---------------------------|
| 1400248 | 1/2 pex x 3/4 hose thread |

HOSE THREAD SILLCOCK VALVE, LARGE FLANGE Soupape de silcock, fileté, grand bride



- Max working pressure 600 PSI
- Large Flange
- Hose Thread
- Brass Body
- Pression de travail max 600 PSI
- Soupape de Silcock
- Grande bride
- tuyau d'arrosage
- corps en laiton



| Part# | Size |
|---------|-------------------------|
| 1400250 | 1/2 pex x 3/4 hose bibb |

BOILER DRAIN PEX & THREAD Vanne de drain de la chaudière, PEX x filetage



- Max working pressure 600 PSI
- Hose Thread
- Brass Body
- PEX & Hose Thread end
- Pression de travail max 600 PSI
- Soupape de vidange de chaudière
- tuyau d'arrosage filetage
- corps en laiton
- extrémités pex et filetage



| Part# | Size |
|---------|----------------------|
| 1440144 | 1/2" pex x 3/4" hose |

BOILER DRAIN PEX & THREAD Vanne de drain de la chaudière, PEX x filetage



- Max working pressure 600 PSI
- Hose Thread
- Brass Body
- Pex & Hose Thread end
- Pression de travail max 600 PSI
- Soupape de vidange de chaudière
- tuyau d'arrosage filetage
- corps en laiton
- extrémités pex et filetage

| Part# | Size |
|-------|----------------------|
| 3389 | 1/2" pex x 3/4" hose |

STOP & WASTE, PEX Valve d'arrêt et vidange, PEX



- Brass Body globe valve
- PEX ends
- Valve connection PEX
- corps en laiton



| Part# | Size |
|-----------|------|
| 1550244LF | 1/2" |

STOP VALVE, PEX Vannee d'arrêt, PEX



- Brass Body globe valve
- PEX ends
- Valve connection PEX
- corps en laiton



| Part# | Size |
|-----------|------|
| 1550246LF | 1/2" |
| 1440247LF | 3/4" |

PEX-READY VALVES
Vannes PEX ready



SILKCOCK VALVE PEX 1/4 TURN
Style sillcock PEX poignée 1/4 de tour




- PEX End
- 1/2" PEX with 3/4" MHT
- Flange
- Brass Body
- 1/4" turn Handle
- Soupape d'extrémité Pex
- 1/2" PEX x 3/4" MHT
- Bride, Corps en laiton
- 1/4 de tour
- cUPC approuvé



| Part# | Size |
|-------------|------|
| 3390 | 1/2" |

PEX HYDRONIC BALANCING VALVE
Soupape d'équilibrage hydronique PEX



- PEX End 1/2" PEX
- Memory Balancing
- Brass Body
- 1/4" turn Handle
- Pex se termine 1/2 "
- équilibrage de la mémoire
- Corps en laiton
- 1/4 de tour
- CSA approuvé



| Part# | Size |
|-------------|------|
| 3351 | 1/2" |

WASHING MACHINE VALVE
Valve de laveuse



- PEX & Threaded End
- 1/2" PEX with 3/4" GHT
- Brass Body
- 1/4 turn handle
- Pex et extrémités filetéés
- 1/2 Pex avec 3/4 GH filetage
- Corps en laiton
- Poignée 1/4 de tour



| Part# | Size |
|----------------|----------------------------------|
| 1208081 | 1/2" PEX with locknut x 3/4" GHT |
| 1400253 | 1/2" PEX x 3/4" GHT |
| 1400254 | 1/2" PEX x 1/2" PEX 3/4" GHT |

PEX TEE VALVE, 1/4 TURN
Té Valve Pex, 1/4 de tour




- 3 way Valve 1/4 turn
- Pex ends
- Chrome Plated
- See uses below
- Soupape à 3 voies 1/4 de tour
- pex se termine
- Chromé
- Machine à glaçons ou lave-vaisselle



| Part# | Size | Use |
|------------------|-----------------------------|--|
| 1555040LF | 1/2" PEX Tee x 1/4" OD Comp | Ice Maker Humidifier / machine à glaçons ou humidificateur |
| 1555042LF | 1/2" PEX Tee x 3/8" OD Comp | Dishwasher / lave vaisselle |

PEX STOP, ANGLE, 1/4 TURN
Pex arrêt angle, 1/4 tour en PEX valve



- Stop Valves
- Chrome Plated
- 1/4 turn Handle
- Vannes d'arrêt
- Chromé
- 1/4 de tour
- CUPC approuvé



| Part# | Size | L/C Part# |
|------------------|-------------------------|---------------|
| N/A | 1/2" PEX x 1/2" OD Comp | 3350LF |
| 1558543LF | 1/2" PEX x 3/8" OD Comp | 3346LF |
| N/A | 1/2" PEX x 1/2" PEX | 3345LF |

PEX STOP, STRAIGHT, 1/4 TURN
Pex arrêt droit, 1/4 tour en PEX valve



- Stop Valves
- Chrome Plated
- 1/4 turn Handle
- Vannes d'arrêt
- Chromé
- 1/4 de tour
- CUPC approuvé



| Part# | Size | L/C Part# |
|------------------|-----------------------|---------------|
| 1448446LF | 1/2 PEX x 1/4 OD Comp | 3349LF |
| 1558443LF | 1/2 PEX x 3/8 OD Comp | 3344LF |
| 1448541LF | 1/2 PEX x 1/2 PEX | 3343LF |

PEX-READY VALVES
Vannes PEX ready



PEX STOP VALVE ANGLE, COMP.

PEX arret, soupape d'angle, comp



- Multi-turn
- Compression Close
- Chrome Brass Body
- Oval Handle

- soupapes de compression
- poignées ovales
- corps en laiton chrome

| Part# | Size |
|----------------|-----------------------|
| 12662LF | 1/2" PEX x 3/8" Comp. |

PEX STOP STRAIGHT, COMP.

PEX arrêt soupape droit, comp



- Multi-turn
- Compression Close
- Chrome Brass Body
- Oval Handle

- soupapes de compression
- poignées ovales
- corps en laiton chrome

| Part# | Size |
|----------------|-----------------------|
| 12666LF | 1/2" PEX x 3/8" Comp. |
| 12667LF | 1/2" PEX x 1/2" PEX |

FROST FREE FAUCET, PEX END

Robinet anti-gel PEX




- Chrome Brass Body
- Built in Breaker
- Self Draining
- Pex End

- corps en laiton chromé
- brise vide intégré
- auto-drainant
- Connection PEX

| Part# | Size |
|----------------|------|
| 806508P | 8" |
| 1481010 | 10" |
| 1481012 | 12" |
| 806514P | 14" |

PEX CLAMPS AND SUPPORTS
CLAMP ET SUPPORTS POUR PEX

COPPER PLATED STUD BRACKET
Support de studes à cuivre



- Copper plated
- 3/4" x 20"
- 16 gauge

Cuivre plaqué
3/4" x 20"
16 jauge

| Part# | Size |
|----------------|------------|
| 1481000 | 3/4" x 20" |

J-CLAMP
Attache en "J"



- J Clamp with Nail
- Connect PEX tubing to wood
- attache en "J" avec clou
- connecter les tubes Pex au bois

| Part# | Size |
|----------------|------|
| 1598103 | 1/2" |
| 1598104 | 3/4" |
| 1498105 | 1" |

PEX BEND SUPPORT, PLASTIC
Support courbé en plastique pour PEX



- Plastic PEX Support
- With Nail Tab
- support pex en plastique
- avec onglets

| Part# | Size |
|----------------|------|
| 1502720 | 1/2" |
| 1502721 | 3/4" |

PEX BEND SUPPORT METAL
Support courbé en métal pour PEX



- Metal PEX Support
- With or without flange
- support en métal pex
- avec ou sans bride

| Part# | Size |
|----------------|-------------------------|
| 1502724 | 1/2" |
| 1502725 | 3/4" |
| 1502728 | 1/2" w/Flange / a/Bride |

PEX SUSPENSION SUPPORT CLAMP
Support suspension collier de serrage pour PEX



- Black Poly PEX Clamps
- pince poly pex noir

| Part# | Size |
|--------------|--------|
| 69606 | 1/2" |
| 69607 | 3/4" |
| 69608 | 1" |
| 69609 | 1 1/4" |
| 69610 | 1 1/2" |
| 69611 | 2" |

PEX SUSPENSION SUPPORT CLAMP
Support suspension collier de serrage pour PEX



- Black Poly PEX Clamps
- pince poly pex noir

| Part# | Size |
|--------------|--------|
| 69600 | 1/2" |
| 69601 | 3/4" |
| 69602 | 1" |
| 69603 | 1 1/4" |
| 69604 | 1 1/2" |
| 69605 | 2" |

PEX FITTINGS - ACCU CRIMP POLY ALLOY Raccords PEX - « accucrimp » poly alliage



Accucrimp® plastic pex fittings
Made of polyalloy plastic (PSSU)
An alternative to brass fittings.
Resistant to chlorine stress crack corrosion.
With a lip on the fitting allows perfect ring positioning.
Same crimping methods as brass fittings



Raccords pex en plastique Accucrimp®
Fait de plastique polyalloy (PSSU)
Une alternative aux raccords en laiton.
Résistant à la corrosion par fissures sous contrainte de chlore.
Avec une lèvre sur le raccord permet
un positionnement parfait de l'anneau.
Mêmes méthodes de sertissage que les raccords en laiton

PEX - TEE Té PEX



| Part# | Size |
|---------|--------------------|
| 2651104 | 1/2" x 1/2" x 1/2" |
| 2651106 | 3/4" x 3/4" x 3/4" |
| 2659612 | 1" x 1" x 1" |

PEX - TEE OFFSET 1/2" AND 3/4" Té PEX décentré 1/2" et 3/4"



| Part# | Size |
|---------|--------------------|
| 2659446 | 1/2" x 1/2" x 3/4" |
| 2659644 | 3/4" x 1/2" x 1/2" |
| 2659646 | 3/4" x 1/2" x 3/4" |
| 2659664 | 3/4" x 3/4" x 1/2" |

PEX - TEE OFFSET 1" Té PEX décentré 1"



| Part# | Size |
|---------|------------------|
| 2659736 | 3/4" x 3/4" x 1" |
| 2659766 | 1" x 3/4" x 3/4" |
| 2659767 | 1" x 3/4" x 1" |
| 2659774 | 1" x 1" x 1/2" |
| 2659776 | 1" x 1" x 3/4" |

PEX - MALE ADAPTER Adaptateur mâle PEX



| Part# | Size PEX x MPT |
|---------|----------------|
| 2654044 | 1/2" x 1/2" |
| 2653632 | 1/2" x 3/4" |
| 2653623 | 3/4" x 1/2" |
| 2654066 | 3/4" x 3/4" |
| 2654054 | 3/4" x 1" |
| 2654077 | 1" x 1" |

PEX - COUPLING Manchon PEX



| Part# | Size |
|---------|-------------|
| 2653144 | 1/2" x 1/2" |
| 2653464 | 3/4" x 1/2" |
| 2653166 | 3/4" x 3/4" |
| 2653472 | 1" x 1/2" |
| 2653476 | 1" x 3/4" |
| 2653168 | 1" x 1" |

PEX - SWIVEL ADAPTER Adaptateur pivot PEX



| Part# | Size |
|---------|---------------------|
| 2652722 | 1/2" PEX x 1/2" FPT |
| 2652730 | 3/4" PEX x 3/4" FPT |

PEX - ELBOWS Coude PEX



| Part# | Size PEX x PEX |
|---------|----------------|
| 2652144 | 1/2" x 1/2" |
| 2652064 | 1/2" x 3/4" |
| 2652166 | 3/4" x 3/4" |
| 2652168 | 1" x 1" |

PEX - ELBOWS, MPT Coude PEX x mâle



| Part# | Size PEX x MPT |
|---------|----------------|
| 2652242 | 1/2" x 1/2" |
| 2652244 | 3/4" x 1/2" |
| 2652246 | 3/4" x 3/4" |

PEX - ELBOWS, SWIVEL Coude pivot PEX



| Part# | Size PEX x FIP |
|---------|----------------|
| 2652726 | 1/2" x 1/2" |

PEX FITTINGS - ACCU CRIMP POLY ALLOY
Raccords PEX - « accucrimp » poly alliage



Accucrimp® plastic pex fittings
Made of polyalloy plastic (PSSU)
An alternative to brass fittings.
Resistant to chlorine stress crack corrosion.
With a lip on the fitting allows perfect ring positioning.
Same crimping methods as brass fittings



Raccords pex en plastique Accucrimp®
Fait de plastique polyalloy (PSSU)
Une alternative aux raccords en laiton.
Résistant à la corrosion par fissures sous contrainte de chlore.
Avec une lèvre sur le raccord permet un positionnement parfait de l'anneau.
Mêmes méthodes de sertissage que les raccords en laiton

PEX - PLUGS DERLIN, TEMPORARY
Bouchon Derlin PEX (temporaire)



| Part# | Size |
|---------|------|
| 2651050 | 1/2" |
| 2651075 | 3/4" |
| 2651095 | 1" |

PEX - EP PLUGS
Bouchon PEX



| Part# | Size |
|---------|------|
| 2656004 | 1/2" |
| 2656006 | 3/4" |
| 2656008 | 1" |

EQUALFOLD CLOSED MANIFOLDS [Insert French]



- small diameter PEX "B" tubing
- For icemakers, humidifiers, and trap primers
- pour les machines à glaçons, les humidificateurs



| Part# | DIA | Length |
|---------|------|--------|
| 1272015 | 1/4" | 15 ft |
| 1272025 | 1/4" | 25 ft |
| 1298150 | 1/4" | 100 ft |
| 1272028 | 1/4" | 500 ft |
| 1272032 | 3/8" | 500 ft |

COPPER STUB OUT ELBOW
Coude de hambre en cuivre



- 1/2" PEX connections
- Compatible with any brand of PEX pipe
- Do not use with PB tube
- ASTM standard F1807 and CSA B137.5
- Connexions PEX 1/2 po
- Compatible avec toute marque de tuyau PEX
- Ne pas utiliser avec un tube PB
- Norme ASTM F1807 et CSA B137.5

| Standard | With Flange / avec Bride | Size |
|----------|--------------------------|--------------------|
| 1442604 | 1442602 | 3 1/2" x 6" |
| 1442607 | 1442608 | 3 1/2" x 8" |
| 69754 | | 3 1/2" x 12" |
| | 69760 | 4" x 8" x 3/4" PEX |

COPPER STUB OUT SWEAT ELBOW
Coude de cuivre connexions de soudure à PEX



- male sweat x PEX

| Part# | PEX | Size |
|---------|------|---------|
| 1442603 | 1/2" | 3" x 6" |
| 1442617 | 1/2" | 2" x 4" |

PEX CRIMP RINGS Anneaux de compression PEX

COPPER CRIMP RINGS Anneaux de cuivre



- Unique "stay put" feature ensures ring will not slide on the pipe
- Fonction unique de maintien en place assurant que l'anneau ne glisse pas sur le tuyau

| Part# | Size |
|---------|------|
| 1410044 | 1/2" |
| 1410066 | 3/4" |
| 1410058 | 5/8" |
| 1470007 | 1" |

COPPER RINGS FOR POLYBUTYLENE Anneaux de cuivre polybutylène



| Part# | Size |
|---------|------|
| 1480004 | 1/2" |
| 1480006 | 3/4" |

STAINLESS STEEL STEPLESS ONE EAR CLAMP OETIKER OEM Bride de serrage en Acier inoxydable une oreille



| Part# | Size |
|---------|------|
| 1410077 | 3/8" |
| 1410088 | 1/2" |
| 1410099 | 3/4" |
| 1410010 | 1" |

CRIMPRITE® SELF POSITIONING PEX CRIMP RINGS Anneaux PEX Crimprite auto positionnement



| Part# | Size |
|---------|------|
| 1411011 | 1/2" |
| 1411022 | 3/4" |

ACCUSLEEVE™ STAINLESS STEEL SLEEVES Anneaux PEX acier inoxydable Accusleeve



| Part# | Size |
|---------|------|
| 1970011 | 1/2" |
| 1970022 | 3/4" |
| 1970033 | 1" |

SURLOK® STAINLESS STEEL STEPLESS ONE EAR CLAMP Acier inoxydable surlok une oreille clamp



- Unique "stay put" feature ensures ring will not slide on the pipe
- Fonction unique de maintien en place assurant que l'anneau ne glisse pas sur le tuyau

| Part# | Size |
|--------|------|
| 109212 | 1/2" |
| 109234 | 3/4" |
| 109210 | 1" |

COLD-X® FITTINGS BRASS
Raccords en laiton «Cold-X®»



COLD-X COLD EXPANSION TOOLS, VALVES, EXPANSION RINGS AND FITTINGS



- Certified to ASTM F1960 and NSF SE 7956 standards, for use with PEX tubing approved for cold expansion at approved temperature
- Cold-X® products are made to the highest quality standards using premium materials
- larger internal diameter than traditional PEX fittings, for greater flow rate
- industry leading 25-year limited warranty on fittings and expansion rings
- Our brass fittings are made from the highest quality lead-free material
- plastic fittings are tough and durable engineered polymer
- See page L-7 for Cold-X Tools

SHOWER ARM ELBOW
Coude de bras de douche



- Securely mount a shower arm or tub spout with a ColdEX connection
- Montez solidement un bras de douche ou un bec de baignoire avec une ColdEX connexion

| Part# | Size |
|--------------|------------------------|
| 11961 | 1/2" Cold-X x 1/2" FIP |

FEMALE SWEAT ADAPTER
Adaptateur femelle à souder



| Part# | PEX x FS |
|----------------|-----------------|
| 2538344 | 1/2" x 1/2" |
| 2538346 | 1/2" x 3/4" |
| 2538377 | 1" x 1" |
| 2538378 | 1 1/4" x 1 1/4" |
| 2538379 | 1 1/2" x 1 1/2" |
| 2538380 | 2" x 2" |

MPT ADAPTER
Adaptateur filé mâle



| Part# | PEX x MPT |
|----------------|-----------------|
| 2538044 | 1/2" x 3/4" |
| 2538046 | 1/2" x 1/2" |
| 2538066 | 3/4" x 3/4" |
| 2538077 | 1" x 1" |
| 2538078 | 1 1/4" x 1 1/4" |
| 2538079 | 1 1/2" x 1 1/2" |
| 2538080 | 2" x 2" |

MALE SWEAT ADAPTER
Adaptateur mâle à souder



| Part# | PEX x MS |
|----------------|-------------|
| 2538244 | 1/2" x 1/2" |
| 2538246 | 1/2" x 3/4" |
| 2538264 | 3/4" x 1/2" |
| 2538266 | 3/4" x 3/4" |
| 2538277 | 1" x 1" |

WING BACK ELBOW
Coude 90° avec oreille



| Part# | Size |
|----------------|------|
| 2538340 | 1/2" |

FPT ADAPTER
Adaptateur filé femelle



| Part# | PEX x FPT |
|----------------|-----------------|
| 2538544 | 1/2" x 1/2" |
| 2538546 | 1/2" x 3/4" |
| 2538577 | 1" x 1" |
| 2538578 | 1 1/4" x 1 1/4" |
| 2538579 | 1 1/2" x 1 1/2" |



COLD-X® FITTINGS PLASTIC Raccords en plastique "Cold-X"



PEX et "pushfit"

COUPLING Manchon



| Part# | PEX x PEX |
|---------|---------------|
| 2539444 | 1/2 x 1/2 |
| 2539666 | 3/4 x 3/4 |
| 2539467 | 1 x 1 |
| 2539464 | 1/2 x 3/4 |
| 2539476 | 1 x 3/4 |
| 2539477 | 1 1/4 x 3/4 |
| 2539478 | 1 1/4 x 1 |
| 2539479 | 1 1/4 x 1 1/4 |
| 2539480 | 1 1/2 x 3/4 |
| 2539481 | 1 1/2 x 1 |
| 2539482 | 1 1/2 x 1 1/4 |
| 2539483 | 1 1/2 x 1 1/2 |
| 2539485 | 2 x 1 1/2 |
| 2539486 | 2 x 2 |

ELBOW Coude



| Part# | PEX x FS |
|---------|-----------------|
| 2539144 | 1/2" x 1/2" |
| 2539166 | 3/4" x 3/4" |
| 2539177 | 1" x 1" |
| 2539064 | 3/4" x 1/2" |
| 2539178 | 1-1/4" x 1-1/4" |
| 2539179 | 1-1/2" x 1-1/2" |
| 2539180 | 2" x 2" |

PLUG Bouchon



| Part# | Size |
|---------|--------|
| 2539050 | 1/2" |
| 2539075 | 3/4" |
| 2539060 | 1" |
| 2539067 | 1 1/4" |
| 2539068 | 1 1/2" |
| 2539069 | 2" |

MALE ADAPTER MPT Adaptateur mâle "MPT"



| Part# | PEX x MPT |
|---------|-------------|
| 2539044 | 1/2" x 1/2" |
| 2539066 | 3/4" x 3/4" |

TEES, OFFSET Té décentré



| Part# | PEX x PEX x PEX |
|---------|------------------------|
| 2539664 | 3/4" x 3/4" x 1/2" |
| 2539644 | 3/4" x 1/2" x 1/2" |
| 2539646 | 3/4" x 1/2" x 3/4" |
| 2539446 | 1/2" x 1/2" x 3/4" |
| 2539766 | 1" x 3/4" x 3/4" |
| 2539767 | 1" x 3/4" x 1" |
| 2539774 | 1" x 1" x 1/2" |
| 2539776 | 1" x 1" x 3/4" |
| 2539669 | 1 1/2" x 1 1/2" x 1/2" |
| 2539665 | 1 1/4" x 1 1/4" x 1" |
| 2539671 | 1 1/2" x 1 1/2" x 3/4" |
| 2539672 | 1 1/2" x 1 1/2" x 1" |
| 2539674 | 2" x 2" x 3/4" |
| 2539675 | 2" x 2" x 1" |

TEES Té



| Part# | Size |
|---------|--------|
| 2539104 | 1/2" |
| 2539106 | 3/4" |
| 2539107 | 1" |
| 2539667 | 1 1/4" |
| 2539673 | 1 1/2" |
| 2539676 | 2" |



COLD-X® RING & VALVES
Anneaux et valves "Cold-X"

G
Pushfit & PEX


COLD-X EXPANSION RINGS
Anneaux d'expansion Cold-X



- Internal notch so rings do not slide
- NSF approved
- Store at 13°C or greater
- Encoch interne pour que les bague ne glissent pas après le montage
- NSF approuvé
- Stocker à 13° C ou plus

| Part# | Size |
|----------------|--------|
| 2538012 | 1/2" |
| 2538022 | 3/4" |
| 2538025 | 1" |
| 2538026 | 1 1/4" |
| 2538027 | 1 1/2" |
| 2538028 | 2" |


1/4 TURN COLD-X STOP VALVE, STRAIGHT
Valve d'arrêt droit Cold-X 1/4 de tour



- 1/2" cold expansion x 3/8" compression
- CP Brass valve
- cUPC approved
- 1/2 po expansion à froid x compression 3/8 po
- CP Valve en laiton chromé
- cUPC approuvé

| Part# | PEX x COMP |
|----------------|-------------|
| 2538443 | 1/2" x 3/8" |

1/4 TURN COLD-X STOP VALVES, ANGLE
Valve d'arrêt en angle Cold-X 1/4 de tour



- 1/2" cold expansion
- Compression or 3/4" GHT
- CP Brass valve
- cUPC approved
- 1/2 po expansion à froid
- compression 3/8 po or 3/4 po GHT
- CP Valve en laiton
- cUPC approuvé

| Part# | Size |
|----------------|--------------------------------|
| 2538543 | 1/2" Cold X x 3/8" Compression |
| 2538540 | 1/2" Cold X x 1/4" Compression |
| 2538553 | 1/2" Cold X x 3/4" GHT |

COLD-X BALL VALVE
Vanne à bille, Cold-X



- Cold expansion ball valve
- Lever handle, LF Brass
- cUPC approved
- Available with drain relief
- Robinet à bille d'expansion froid
- Poignée à levier, laiton LF
- cUPC approuvé
- disponible avec décharge de drain

| Part# | With Drain # | Size |
|----------------|----------------|--------|
| 2538004 | 2538009 | 1/2" |
| 2538006 | 2538010 | 3/4" |
| 2538008 | 2538011 | 1" |
| 2538014 | N/A | 1 1/4" |
| 2538015 | N/A | 1 1/2" |
| 2538016 | N/A | 2" |

For our full selection of F1960 COLD X tools please see Section L

Pour notre sélection complète des outils F1960 COLD X, veuillez consulter la section L




COLD-X® RING & VALVES Anneaux et valves "Cold-X"

COLD-X COPPER MANIFOLD Collecteurs de cuivre COLD-X fermés



- Available with 3, 4, 6, or 8 branch
 - 2" C-1 Type "L" "Copper Trunk"
 - 3/4" Cold-X inlet, 1/2" Cold-X outlets (F1960)
 - Trunk Style Closed End
- Disponible de 3, 4, 6, ou 8 ports
 - 2" C-1 Type "L" "Copper Trunk"
 - Entrée Cold-X 3/4 po, sortie Cold-X 1/2" (F1960)
 - Fermé fin




| Part# | Ports |
|---------|-------|
| 2538399 | 3 |
| 2538499 | 4 |
| 2538699 | 6 |
| 2538899 | 8 |

COLD-X COPPER MANIFOLD WITH VALVES Collecteurs de cuivre COLD-X fermés avec vannes



- Available with 4 to 10 branch
 - 2" C-1 Type "L" "Copper Trunk"
 - 3/4" Cold-X inlet,
 - With 1/2" Cold-X (F1960) ball valve outlets
 - Trunk Style Closed End
- Disponible de 3 à 10 ports
 - 2" C-1 Type "L" "Copper Trunk"
 - Entrée Cold-X 3/4 po
 - Avec vannes à bille Cold-X 1/2" (F1960)
 - Fermé fin




| Part# | Ports |
|---------|-------|
| 2553499 | 4 |
| 2553699 | 6 |
| 2553899 | 8 |
| 2539910 | 10 |
| 2539912 | 12 |

COLD-X COPPER MANIFOLD WITH VALVES Collecteurs de cuivre COLD-X fermés avec vannes



- Available with 4 to 12 branch
 - 2" C-1 Type "L" "Copper Trunk"
 - 1" Cold-X inlet,
 - With 1/2" Cold-X (F1960) ball valve outlets
 - Trunk Style Closed End
- Disponible de 3 à 12 ports
 - 2" C-1 Type "L" "Copper Trunk"
 - Entrée Cold-X 1 po
 - Avec vannes à bille Cold-X 1/2" (F1960)
 - Fermé fin



| Part# | Ports |
|---------|-------|
| 2539499 | 4 |
| 2539699 | 6 |
| 2539910 | 10 |
| 2539912 | 12 |



COLD-X® RING & VALVES

Anneaux et valves "Cold-X"

Pushfit & PEX

COLD-X PLASTIC MANIFOLD, CLOSED

Approval TBA

Collecteurs de plastique COLD-X fermés



- Closed port manifolds
- 3, 4, or 6 ports
- Durable engineered polymer PPSU fittings
- ASTM F1960 Cold X fittings
- Fermé fin collecteurs
- 3, 4 or 6 sorties de port
- Raccords PPSU en polymère d'ingénierie durable
- ASTM F1960 raccords COLD-X

| Part# | Ports |
|----------------|-------|
| 2540399 | 3 |
| 2540499 | 4 |
| 2540699 | 6 |

COLD-X PLASTIC MANIFOLD, OPEN

Approval TBA

Collecteurs de plastique COLD-X ouvert



- open port manifolds
- 2, 3, or 4 ports
- Durable engineered polymer PPSU fittings
- ASTM F1960 Cold X fittings
- Fermé fin collecteurs
- 2, 3, ou 4 sorties de port
- Raccords PPSU en polymère d'ingénierie durable
- ASTM F1960 raccords COLD-X

| Part# | Inlet / Outlet | Ports |
|----------------|----------------|-------|
| 2541299 | 3/4 x 3/4 | 2 |
| 2541399 | 3/4 x 3/4 | 3 |
| 2541499 | 3/4 x 3/4 | 4 |
| 2542499 | 1 x 3/4 | 4 |

COPPER STUB OUT COLD EX ELBOW

Coude de hambre en cuivre «COLD EX»



- 1/2" COLD EX connections
- F1960 and CSA B137.5
- With or without flange
- Connexions COLD EX 1/2 po
- F1960 et CSA B137.5
- avec ou sans bride

| Part# | Size | Flange /Bride |
|----------------|-------------|---------------|
| 2538602 | 3 1/2" x 6" | YES |
| 2538604 | 3 1/2" x 6" | NO |
| 2538607 | 3 1/2" x 8" | NO |
| 2538608 | 3 1/2" x 8" | YES |

FROST FREE FAUCET COLD EX

Robinet anti-gel «COLD EX»



- Chrome brass body
- Built in breaker
- Self-draining
- F1960 COLD EX connection
- Corps en laiton chrome
- Brise vide intégré
- Auto drainant
- Connection F1960 COLD EX

| Part# |
|----------------|
| 2538112 |

Section G Index

1196 G-6
1197 G-6
3351 G-11
3389 G-10
3390 G-11
11961 G-17
69600 G-13
69601 G-13
69602 G-13
69603 G-13
69604 G-13
69605 G-13
69606 G-13
69607 G-13
69608 G-13
69609 G-13
69610 G-13
69611 G-13
69754 G-15
109210 G-16
109212 G-16
109234 G-16
1208081 G-11
1272015 G-15
1272025 G-15
1272028 G-15
1272032 G-15
1298150 G-15
1374399 G-3
1374499 G-3
1375010 G-1
1375012 G-1
1375250 G-1
1375399 G-3
1375499 G-3
1375880 G-1
1375888 G-3
1375889 G-3
1375892 G-3
1400044 G-5
1400060 G-6
1400104 G-5
1400106 G-5
1400166 G-5

1400248 G-10
1400250 G-10
1400253 G-11
1400254 G-11
1400344 G-6
1400364 G-6
1400366 G-6
1401107 G-5
1402064 G-5
1402070 G-5
1402072 G-5
1402074 G-5
1402076 G-5
1402082 G-5
1402133 G-5
1402177 G-5
1402243 G-5
1402244 G-5
1402248 G-6
1402366 G-6
1403050 G-7
1403144 G-6
1403166 G-6
1403177 G-6
1403244 G-5
1403248 G-5
1403266 G-5
1403274 G-5
1403277 G-5
1403344 G-5
1403366 G-5
1403368 G-5
1403377 G-5
1403388 G-5
1403464 G-6
1403476 G-6
1403838 G-6
1403844 G-7
1403866 G-7
1403888 G-6
1404044 G-5
1404046 G-5
1404064 G-5
1404066 G-5

1404068 G-5
1404076 G-5
1404077 G-5
1405144 G-6
1405146 G-6
1405166 G-6
1405244 G-6
1405246 G-6
1405264 G-6
1405266 G-6
1405268 G-6
1405270 G-6
1405277 G-6
1406004 G-6
1406006 G-6
1406007 G-5
1406012 G-7
1409446 G-5
1409448 G-7
1409644 G-5
1409646 G-5
1409664 G-5
1409747 G-5
1409764 G-5
1409766 G-5
1409767 G-5
1409774 G-5
1409776 G-5
1409778 G-7
1410010 G-16
1410044 G-16
1410058 G-16
1410066 G-16
1410077 G-16
1410088 G-16
1410099 G-16
1411011 G-16
1411022 G-16
1411399 G-8
1411499 G-8
1411599 G-8
1411699 G-8
1411799 G-8
1411899 G-8

1411910 G-8
1411912 G-8
1411999 G-8
1440144 G-10
1442603 G-15
1442604 G-15
1442607 G-15
1442617 G-15
1449666 G-7
1449668 G-7
1449670 G-7
1470007 G-16
1480004 G-16
1480006 G-16
1481000 G-13
1481010 G-12
1481012 G-12
1498105 G-13
1502720 G-13
1502721 G-13
1502724 G-13
1502725 G-13
1502728 G-13
1567499 G-8
1533109 G-8
1533399 G-8
1533499 G-8
1533699 G-8
1533899 G-8
1598103 G-13
1598104 G-13
1970011 G-16
1970022 G-16
1970033 G-16
2538004 G-19
2538006 G-19
2538008 G-19
2538009 G-19
2538010 G-19
2538011 G-19
2538012 G-19
2538014 G-19
2538015 G-19
2538016 G-19
2538022 G-19
2538025 G-19
2538026 G-19
2538027 G-19

2538028 G-19
2538044 G-17
2538046 G-17
2538066 G-17
2538077 G-17
2538078 G-17
2538079 G-17
2538080 G-17
2538244 G-17
2538246 G-17
2538264 G-17
2538266 G-17
2538277 G-17
2538340 G-17
2538344 G-17
2538346 G-17
2538377 G-17
2538378 G-17
2538379 G-17
2538380 G-17
2538399 G-20
2538443 G-19
2538499 G-20
2538540 G-19
2538543 G-19
2538544 G-17
2538546 G-17
2538553 G-19
2538577 G-17
2538578 G-17
2538579 G-17
2538112 G-21
2538604 G-21
2538607 G-21
2538608 G-21
2538699 G-20
2538899 G-20
2539044 G-18
2539050 G-18
2539060 G-18
2539064 G-18
2539066 G-18
2539067 G-18
2539068 G-18
2539069 G-18
2539075 G-18
2539104 G-18
2539106 G-18

2539107 G-18
2539144 G-18
2539166 G-18
2539177 G-18
2539178 G-18
2539179 G-18
2539180 G-18
2539444 G-18
2539446 G-18
2539464 G-18
2539467 G-18
2539476 G-18
2539477 G-18
2539478 G-18
2539479 G-18
2539480 G-18
2539481 G-18
2539482 G-18
2539483 G-18
2539485 G-18
2539486 G-18
2539644 G-18
2539646 G-18
2539664 G-18
2539665 G-18
2539666 G-18
2539667 G-18
2539669 G-18
2539671 G-18
2539672 G-18
2539673 G-18
2539674 G-18
2539675 G-18
2539676 G-18
2539774 G-18
2539776 G-18
2539910 G-20
2539912 G-20
2540399 G-20
2540499 G-20
2540699 G-20
2541299 G-20
2541399 G-20
2541499 G-20
2542499 G-20
2553499 G-20
2553699 G-20
2553899 G-20

2651050 G-15
2651075 G-15
2651095 G-15
2651104 G-14
2651106 G-14
2652064 G-14
2652144 G-14
2652166 G-14
2652168 G-14
2652242 G-14
2652244 G-14
2652246 G-14
2652722 G-14
2652726 G-14
2652730 G-14
2653144 G-14
2653166 G-14
2653168 G-14
2653464 G-14
2653472 G-14
2653476 G-14
2653623 G-14
2653632 G-14
2654044 G-14
2654054 G-14
2654066 G-14
2654077 G-14
2656004 G-15
2656006 G-15
2656008 G-15
2659446 G-14
2659612 G-14
2659644 G-14
2659646 G-14
2659664 G-14
2659736 G-14
2659766 G-14
2659767 G-14
2659774 G-14
2659776 G-14
1375004LF G-2
1375006LF G-2
1375008LF G-2
1375040LF G-3
1375042LF G-3
1375044LF G-2
1375046LF G-2
1375048LF G-2

1375049LF G-2
1375104LF G-2
1375106LF G-2
1375144LF G-2
1375148LF G-2
1375150LF G-2
1375164LF G-2
1375166LF G-2
1375168LF G-2
1375177LF G-2
1375244LF G-2
1375266LF G-2
1375277LF G-2
1375366LF G-2
1375368LF G-2
1375370LF G-2
1375407LF G-2
1375464LF G-2
1375476LF G-2
1375548LF G-2
1375610LF G-2
1375612LF G-2
1375622LF G-2
1375624LF G-2
1375640LF G-2
1375642LF G-2
1375643LF G-3
1375644LF G-2
1375646LF G-2
1375648LF G-2
1375650LF G-2
1375658LF G-2
1375663LF G-1
1375788LF G-1
1375664LF G-2
1375700LF G-1
1375773LF G-1
1375775LF G-1
1375844LF G-3
1375866LF G-3
1375870LF G-1
1375902LF G-3
1375904LF G-3
1375906LF G-3
1375910LF G-1
1375912LF G-1
1375914LF G-1
1375916LF G-1

1375918LF G-1
1375920LF G-1
1375945LF G-4
1375950LF G-4
1376443LF G-1
1376543LF G-1
1409004LF G-9
1409006LF G-9
1440075LF G-9
1440247LF G-10
1448446LF G-11
1448541LF G-11
1449005LF G-9
1449007LF G-9
1449008LF G-9
1449009LF G-9
1449010LF G-9
1504912LF G-9
1504915LF G-9
1540008LF G-9
1540010LF G-9
1540012LF G-9
1550244LF G-10
1550246LF G-10
1555040LF G-11
1555042LF G-11
1558443LF G-11
1558543LF G-11
1559002LF G-9
1559004LF G-9
1559006LF G-9
1559050LF G-9
806508P G-12
806514P G-12
12662LF G-12
12666LF G-12
12667LF G-12
1196Q G-6
1375894 G-4
1375896 G-4
2539766 G-18
2539767 G-18
1567499 G-8
2539499 G-20
2539699 G-20
2539910 G-20
2539912 G-20