

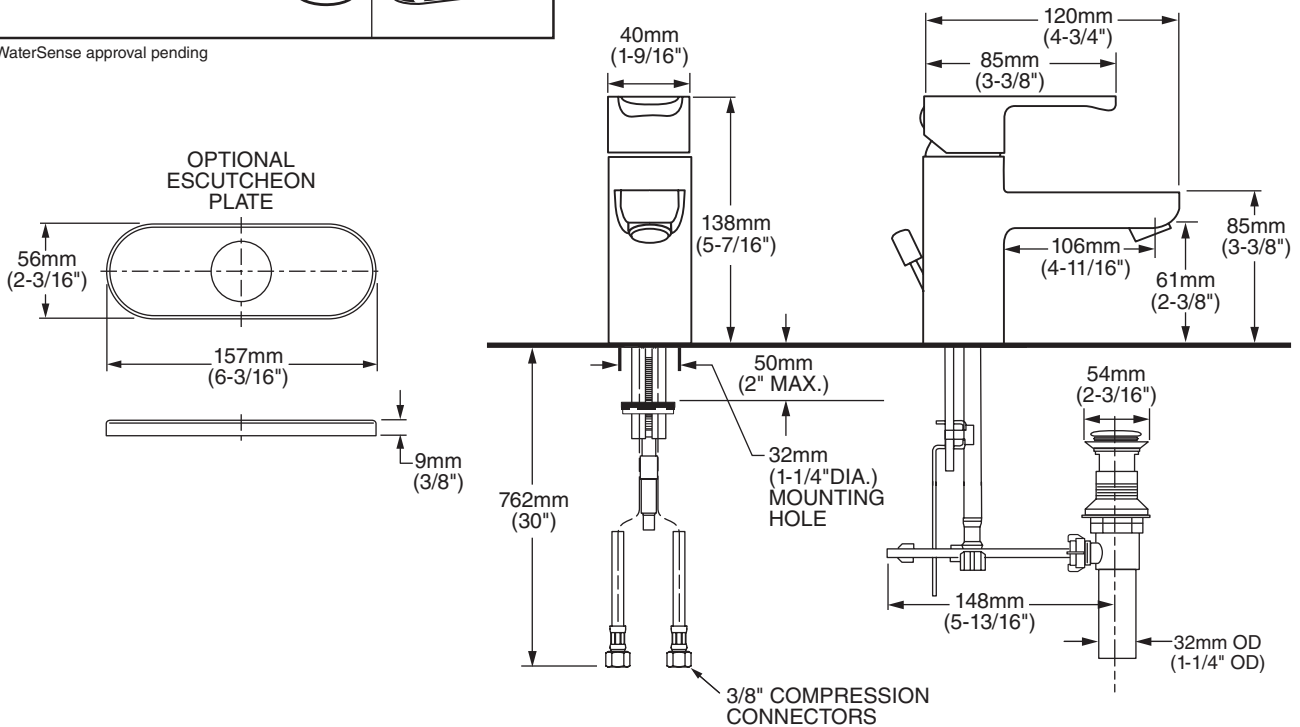
WaterSense approval pending

MODEL NUMBER:

- 2011101.002 Pine Single Control Monoblock
Lever handle. Metal pop-up drain. Polish Chrome finish.

AVAILABLE ACCESSORY:

- 2064101P Escutcheon Plate Only



GENERAL DESCRIPTION:

Brass body. Washerless 35mm ceramic disc valve cartridge with integral hot limit safety stop. Braided flexible supply hoses with 3/8" compression connectors. 30" (762mm) long. Metal pop-up drain with 1-1/4" (32mm) tail piece. 1.25 gpm/5.7L/min. maximum flow rate. Faucet can be mounted on 4" (102mm) centers using optional escutcheon (2064101P) or single hole mounting method.

PRODUCT FEATURES:

Brass Construction: Durable. Easy to clean. Ideal for prolonged contact with water.

Ceramic Disc Valve Cartridge: Assures a lifetime of smooth handle operation and drip-free performance.

Adjustable Hot Limit Safety Stop: Limits the amount of hot water allowed to mix with cold. Reduces the risk of accidental scalding.

Lead Free: Faucet contains ≤ 0.25% total lead content by weighted average.

Finish: Available in Polished Chrome.

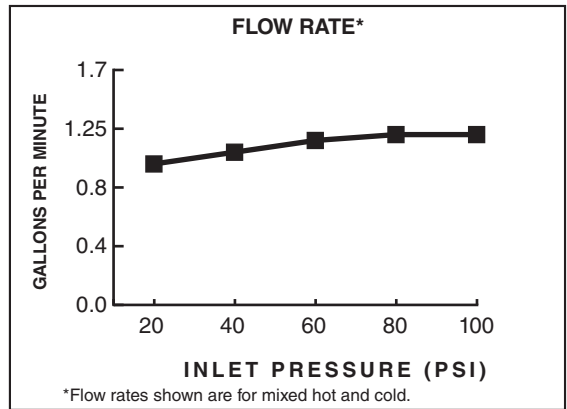
SUGGESTED SPECIFICATION:

Single control bathroom sink faucet shall feature a brass body and metal lever handle. Faucet shall be equipped with flexible supplies with 3/8" compression connectors. Shall also feature washerless ceramic disc valve cartridge. Faucet shall be American Standard Model # 2011101.002.


CODES AND STANDARDS

These products meet or exceed the following codes and standards:

- ANSI A117.1
- ASME A112.18.1
- NSF 61/Section 9 and Annex G
- IAPMD (cUPC)



Product Number	Description
2011101.002	Pine single control monobloc. Metal pop-up drain. Polished Chrome finish.
2064101P	Optional escutcheon plate only (for mounting on 4" centers)

 Meets Barrier Fee B651.