

**FEATURES:**

- **CR-P2 lithium battery** preinstalled in the faucet
- **Battery Life:** 5 years @ 4,000 uses per month
- **SmarTherm™ Safety Shut-Off:** Integral thermostatic hot water temperature limiter meets ASSE 1070 without a separate thermostatic mixing valve.
- **Above-Deck Mixing:** Allows user to manually adjust temperature. Adjustable hot limit stop. Red & blue indicators.
- **Dual Inlets:** For hot and cold water. Check valves included to prevent cross flow. Filter assemblies protect the solenoid valve from debris.
- **Hygienic, touch-free operation**
- **Clean, Integrated Design:** All electronics contained in faucet spout. No control box below deck.
- **Easy Installation & Maintenance:** Faucet installs from the top. All serviceable parts are easily accessible.
- **Flexible Selectronic® Platform** with programmable sensor and interchangeable power supplies.
- **Self-Cleaning Solenoid Reduces Maintenance:** Integral wiper spring prevents clogging and run-on. Silicon seals.
- **Adjustable Range:** Detection zone can be adjusted manually or with optional remote control.
- **Fail-Safe:** Faucet automatically shuts off upon loss of power or dead battery. No reset required.
- **Optional Remote Control Allows for Customization**
  - **Auto Purge:** Periodically purges stagnant water from faucet and supply lines. Frequency and duration are adjustable.
  - **Safety Timer:** Turns water off if the sensor is blocked for 55 seconds. Timing is adjustable.
- **Lead-Free:** Faucet contains ≤ 0.25% total lead content by weighted average.

**MODEL NUMBER:**

■ **DC POWERED**

- 7755.303** 0.35 gpm pressure compensating, vandal-resistant multi-laminar spray.
- 7755.305** 0.5 gpm pressure compensating, vandal-resistant multi-laminar spray.
- 7755.315** 1.5 gpm pressure compensating, vandal-resistant laminar flow outlet with adjustable spray face.



■ **OPTIONAL 4" and 8" Deck Plates**

- 775P.400** 4" metal deck plate with 1/4" fixation studs and quick spin nuts. Includes fixation screw that prevents the spout from rotating.
- 775P.800** 8" metal deck plate with 1/4" fixation studs and quick spin nuts. Includes fixation screw that prevents the spout from rotating.

■ **OPTIONAL Remote Control**

- 605XRCT** Remote control adjusts setup parameters and allows for customization of functions. Can be used to program all Selectronic faucets and flush valves.

**DESCRIPTION:**

Deck-mount electronic faucet with proximity operation. Integrated design with sensor, solenoid valve and electronics enclosed in the spout. Integral thermostatic hot water temperature limiter is ASSE 1070 certified. Above-deck mixing with hot limit safety stop and red / blue indicators. Water pressure range from 20 - 120 psi. Vandal-resistant single-post mounting. Dual inlets for hot and cold water. Pre-installed 24" flexible inlet hoses with filter assembly and 3/8" compression fitting.

**RECOMMENDED SPECIFICATION:**

Electronic, sensor-operated lavatory faucet shall feature a programmable sensor and an electronically operated self-cleaning solenoid valve with chemical resistant silicon seals. Integrated design with all electronics enclosed in the spout. Faucet meets ASSE 1070 without a separate thermostatic mixing valve. Features an above deck mixing handle with hot limit safety stop and red / blue indicators. Shall also feature a vandal resistant metal body with single-post mounting. Shall meet ANSI A112.18.1, ANSI 117.1 and ASSE 1070 codes. Model shall be American Standard # 7755.3\_\_\_.002

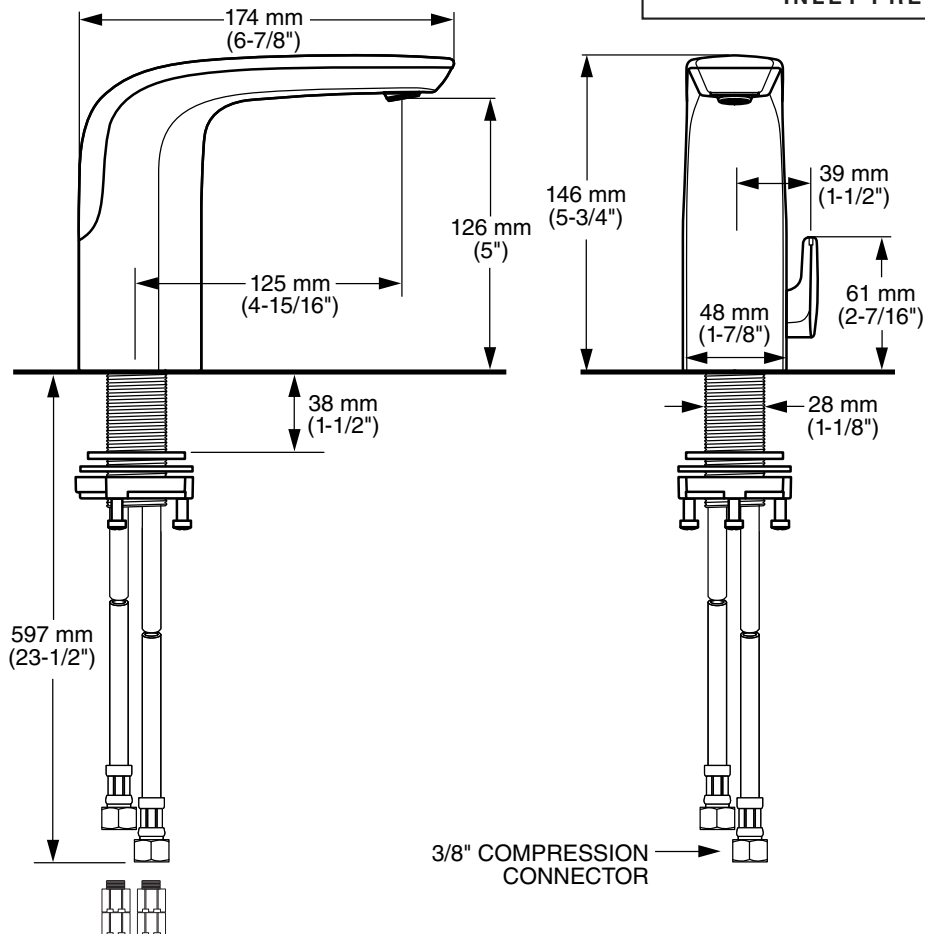
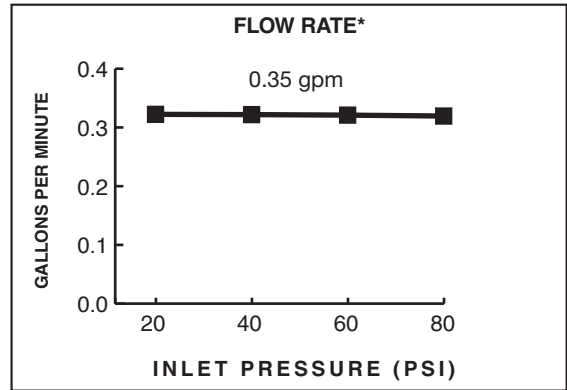
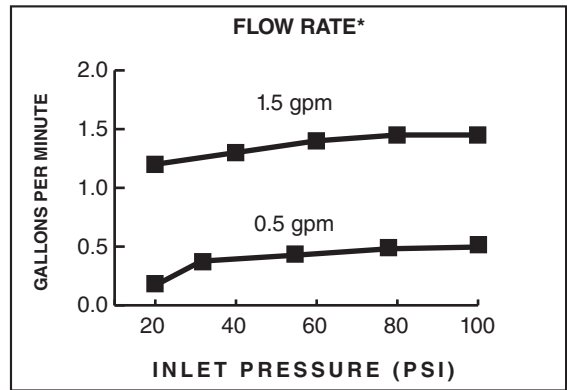
**CODES AND STANDARDS**

These products meet or exceed the following codes and standards:

- ANSI A117.1**
- ASME A112.18.1**
- CSA B 125**
- NSF 372**
- ASSE 1070-2015**
- NSF 61**

**ADA** MEETS THE AMERICAN DISABILITIES ACT GUIDELINES AND ANSI A117.1 REQUIREMENTS FOR ACCESSIBLE AND USABLE BUILDING FACILITIES-CHECK LOCAL CODES

FINISHES:	
Polished Chrome	.002
Brushed Nickel	.295



PART OF **LIXIL**