



# BOSHART

INDUSTRIES

## PRODUCT CATALOG

[BOSHART.COM](http://BOSHART.COM)

VER. 1.2



**BOSHART**

**I N D U S T R I E S**

**BOSHART.COM**

## SALES DIRECTORY

Title/Name	Email Address
<b>President</b>	
Julie Storey	julie.storey@boshart.com
<b>Senior VP of Sales &amp; Marketing</b>	
Chris Windsor	chris.windsor@boshart.com
<b>Sales Managers</b>	
USA - Aaron Boaz	aaron.boaz@boshart.com
Canada - Chris Windsor	chris.windsor@boshart.com
<b>Business Development</b>	
Director of Business Development - James Taverner	james.taverner@boshart.com
<b>Territory Managers</b>	
Western USA - Brad Beniger	brad.beniger@boshart.com
Northeast & Midwest USA - Sean Hansen	sean.hansen@boshart.com
Northwestern USA - Aaron Boaz	aaron.boaz@boshart.com
Southeastern USA - Jessica Coulter	jessica.coulter@boshart.com
Western Canada - Jeremy Wilson	jeremy.wilson@boshart.com
Central & Eastern Ontario - Jonathan Heibein	jonathan.heibein@boshart.com
Regional Account Specialist - Ontario - Corinne Parsons	corinne.parsons@boshart.com
Regional Account Specialist - Western Canada - Wanda Hagan	wanda.hagan@boshart.com
<b>Customer Service Manager</b>	
Canada & USA - Erica Baier	erica.baier@boshart.com
<b>Customer Service Representatives</b>	
Ontario Canada - Tracey Bowman	tracey.bowman@boshart.com
Ontario Canada - Melissa Steckly	melissa.steckly@boshart.com
Quebec / Atlantic Canada - Wanda Snow	wanda.snow@boshart.com
Western Canada AB / BC - Janet Leonard	janet.leonard@boshart.com
Western Canada MB / SK - Diane Sider	diane.sider@boshart.com
North East USA - Ruth Anne Ellis	ruthanne.ellis@boshart.com
South East USA - Kelly Duncan	kelly.duncan@boshart.com
Central USA - Maxine Kuepfer	maxine.kuepfer@boshart.com
Western USA - Janet Wilding	janet.wilding@boshart.com
Customer Service Support - CDN + US - Megan Ray	megan.ray@boshart.com
Customer Service Support - CDN + US - Stephanie McKone	stephanie.mckone@boshart.com

## PRODUCT INDEX

<b>A</b>	
Air Valves (Snifter)	7-2
Air Vent - Zinc Plated Steel	11-14
Air Volume Controls	7-5
Aluminum Well Caps	11-6

<b>B</b>	
Ball Valves	
Brass/No Lead	2-2
CPVC	2-9
Cold Expansion PEX	2-9
PVC	2-9
Stainless Steel	2-8
Bi-Metal Thermometers	6-10
Black Extension Pieces	3-3
Bleeder Orifices	7-2
Brass Compression Fittings	3-55
Brass Flare Fittings	3-52
Brass Garden Hose Fittings	3-60
Brass Hose Barbs	3-59
Brass Mini Barbs	3-59
Brass Ready Cut Pipe	3-34
Brass Snubbers	6-8
Brass/No Lead Constant Pressure Manifold	8-3
Bronze/No Lead Drop Ear Elbows	3-36
Bronze/No Lead Pipe Fittings	3-29
Bronze/No Lead Solder Fittings	3-36

<b>C</b>	
Cable Guards	9-6
Cable Ties	9-5
Cable Weight	13-3
Check Valves	
Ball Check	10-8
Brass/No Lead	10-1
Bronze/No Lead	10-2
Cast Iron	10-4
Combination	13-5
Control Centre	10-2
Ductile Iron	10-4
Plastic	10-6
PVC In-Line	10-5
Stainless Steel	10-7
Sump Pump	13-5
Swing	13-4
Circulator Coupling	9-8
Clamps - Stainless Steel	4-23
Combination Nipples	3-63
Companion Flanges	3-27
Contractor Bins & Nut Driver	9-9
Countersunk Plugs	3-25
Cup Leathers	12-7

<b>D</b>	
Dielectric Unions	3-69
Dishwasher Cleaner	16-1
Dresser/Compression Couplings	3-23
Drive Caps	12-4
Drive Couplings	12-5
Drive Well Points	12-6
Drop Ear Elbows	3-36
Drop Pipe Couplings	9-6

<b>E</b>	
Electrical Tape	9-4
Electrodes	6-11

<b>F</b>	
Filtration Products	
Cartridges	5-5
Housings	5-1
Fittings (Pipe)	
Bronze/No Lead	3-29
Class 150 Malleable	3-1
Class 300 Malleable	3-10
Merchant Steel	3-25
PVC Sched 40	4-12
PVC Sched 80	4-17
Stainless Steel Heavy Pattern	3-39
Stainless Steel Light Pattern	3-43
Flare and Compression	3-53
Flexible Couplings	4-29
Flexible Elbows and Tees	4-30
Flexible End Caps	4-30
Flexible Plumbing Connectors	4-31
Float Switches	6-17
Float Switches-Sump & Sewage	13-2
Float Valves	7-3
Floats	7-4
Flow Control	7-8
Foot Valves	
Brass/No Lead	10-9
Bronze/No Lead	10-9
Cast Iron	10-10
Plastic	10-10
Stainless Steel	10-11

<b>G</b>	
Garden Hose Fittings	3-61
Gas Ball Valves	2-13
Gauge Accessories	6-8
Gauges	6-1
Glycerine	6-8
Gray Magic Pipe Thread Compound	3-69
Gromet Kits	11-14

<b>H</b>	
Hand Pump	12-6
Heat Shrink Kits, Tubing	9-1
Hole Saws	11-4
Hose Bibbs	2-15
Hose Menders	3-62

<b>I</b>	
Indicator Light	6-19
Industrial Pitless	11-5
Insert Fittings For Plastic Pipe	
Brass	4-1
Bronze	4-1
Nylon	4-7
Polypropylene	4-8
PVC	4-9
Stainless Steel	4-3
Zinc Plated Steel	4-4
Insert Fittings For Rubber Hose	
Black	3-63
Brass	3-61
Iron Out (Super)	16-1

<b>J</b>	
Jet Points	12-5

<b>L</b>	
Lawn Faucets	2-18
Lime Out	16-1
Liquid Filled Gauges	6-1
Liquid Level Alarms	13-1
Liquid Level Controls	6-11 13-3

<b>M</b>	
Manifolds and Bracket	8-2
Merchant Couplings	3-23
Merchant Steel Pipe Fittings	3-25
Mini Hose Barbs	3-59

<b>N</b>	
Nipple Assortments	3-21
Nipples Standard	
Black	3-14
Bronze	3-34
Galvanized	3-17
PVC Sched 80	4-21
Stainless Steel	3-47
No Hub Couplings	4-31

\* SECTION 15 & 16 IS CANADA ONLY

## PRODUCT INDEX

<b>P</b>	
Pig Tail Syphons	6-8
Pipe Cutters	9-9
Pipe Wrap	9-4
Pitless Adapters	
Bronze/No Lead	11-1
Concrete Tile	11-3
Stainless Steel	11-1
Tapped	11-2
Pitless Bury Units	11-5
Poly Tubing	3-66
Polyethylene Tubing	3-66
Pool and Spa	14-1
Potassium Permanganate	16-1
Pressure Sensors	6-22
Pressure Switches	
Boshart	6-12
Hubbell	6-20
Telemecanique	6-13
Pump Mounting Bracket	8-3
Pump Rod	12-7
Pump Savers	12-5
Pump Wire	15-2
Push Fit Valves and Fittings	
No Lead Brass	3-71
Plastic Quick Connect	3-72
Plastic Twistloc	3-73
Supply Valves	2-21
PVC Ball Check	10-8
PVC Ball Valves	2-9
PVC Compression Fittings	4-11
PVC Drop Pipe	9-6
PVC Sched 40 Fittings	4-12
PVC Sched 80 Fittings	4-17
PVC Tubing	3-67
PVC Well Seal Air Vent	11-14
<b>Q</b>	
Quick Connect	3-72
<b>R</b>	
Ready Cut Pipe	
Brass	3-34
Malleable	3-14
Stainless Steel	3-47
Ready Cut Pipe Rack	3-22
Relief Valves	
Bronze/No Lead	7-1
PVC	7-1
Stainless Steel	7-1
Rod Couplings	12-7
Rope	9-7
Rope Hangers	9-7

<b>S</b>	
Sediment Faucets	2-17
Sediment Filters	5-10
Septobac Septic Treatment	16-1
Shaft Seals	9-8
Shielded Transition Couplings	4-32
Silicone Lubricant	11-4
Sillcock	2-16
Snifter Valves	7-2
Snubbers	6-8
SS Drop Pipe Couplings	9-6
SS Constant Pressure Manifold	8-2
SS Tank Tee / Manifold Packages	8-4
Standard Yard Hydrants	12-2
Sump Pump Check Valves	13-5
Sump/Sewage Check Valve	13-6
Super Iron Out	16-1
Switches	
Air Compressor	6-15
Float	6-17
Pressure	6-12
Sump Pump	13-2

<b>T</b>	
Tank Tees	
Brass/No Lead	8-1
Galvanized	8-1
PVC	8-1
Stainless Steel	8-1
Tank Tee Packages	8-4
Tape	
Electrical	9-4
Pipe Wrap	9-4
PTFE Thread Seal Tape	3-70
Thermometers	6-10
Toe Nipples	3-16
Torque Arrestor Spiders	9-6
Torque Arrestors	9-5
Tridicators	6-10

<b>U</b>	
Union Connection	4-2

<b>V</b>	
Vacuum Breaker	2-18
Vacuum Switch	6-16
Valve Leathers	12-8
Valves	
Air (Snifter)	7-2
Ball	2-1
Check	10-1
Float	7-3
Foot	10-9
Gate	2-1
Lawn Faucets	2-18
Relief	7-1
Sediment	2-17
Stop	2-18
Supply 1/4 Turn	2-21
Washdown	12-6
Venturi Adapters & Elbows	4-5

<b>W</b>	
Wall Faucet	2-16
Wash Down Valves	12-6
Washer Magic	16-1
Water Box	13-3
Water Level Gauges	6-7
Well Caps	11-6
Well Points	12-4
Well Screen Caps	12-4
Well Screens	12-3
Well Seal Air Vent	11-14
Well Seal Sanitary	11-13
Well Seals	11-11
White Brite	16-1
Wire	
Bare Ground	15-1
TWU	15-2
Wire Spuds	11-4
Woolite Home Dry Cleaner	16-1

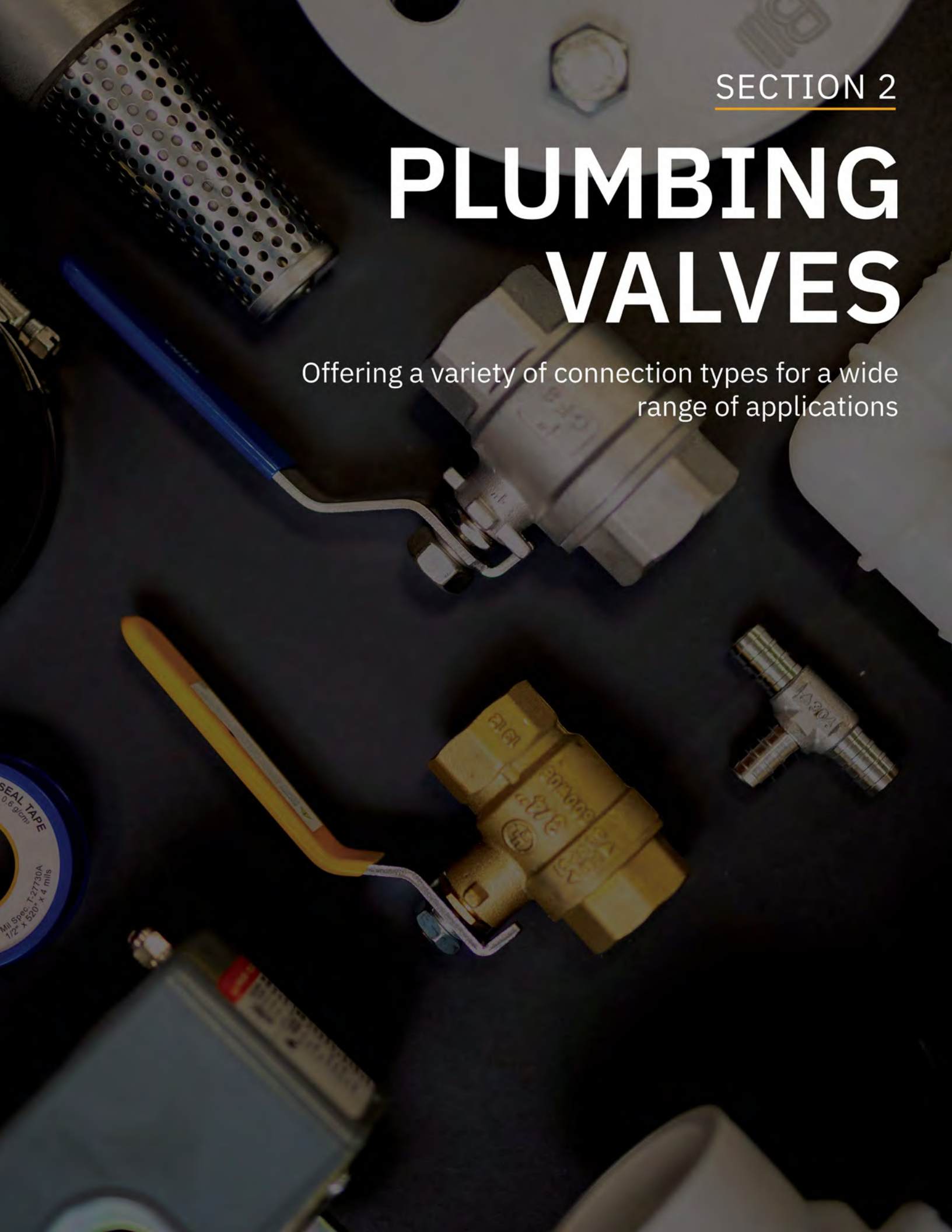
<b>Y</b>	
Y-Strainers	10-8
Yard Hydrants	12-1

<b>Z</b>	
Zinc Plated Steel Air Vent	11-14

\* SECTION 15 & 16 IS CANADA ONLY

# PLUMBING VALVES

Offering a variety of connection types for a wide range of applications



**INDEX**

<b>Product Line</b>	<b>Page</b>
Brass Gate Valves	1
Mini Brass Ball Valves	2
Brass Ball Valves	2
Brass Ball Valves with Drain	6
Brass Ball Valves - Locking Handle	7
Stainless Steel Ball Valves	8
Cold Expansion PEX Stainless Steel Ball Valves	9
PVC Ball Valves	9
Premium PVC Ball Valves	10
Gas Ball Valves	13
Bent Nose Garden Valves	14
Hose Bibbs / Sampling Faucets	15
No-Kink Hose Bibbs	16
Brass Sillcocks	16
Sediment Faucets / Boiler Drains	17
Stop / Stop & Waste Valves	18
Chrome Plated Non-Freeze Lawn Faucets	18
Vacuum Breakers	20
Chrome Plated Supply Stops	21
Ice Maker Chrome Plated Supply Stops	22
Washing Machine Chrome Plated Supply Stops	22



## BRASS GATE VALVES

Brass gate valves are used to shut off water supply. They are an excellent choice where this needs to be done slowly by turning the black hand wheel. No lead options are available for potable water applications.

Part No.	Size	Port Size	Quantity	
			L1	L2



**Full Port Brass, Stem Packing Material: PTFE, Black Cast Hand Wheel Handle  
FPT Connection**

Temperature Range: Up to 150°F (66°C), Maximum Pressure: 200 PSI CWP  
• NSF/ANSI Standard 61 & 372 Certified


0818-02NL	1/4"	0.43"	10	120
0818-03NL	3/8"	0.47"	10	120
0818-05NL	1/2"	0.53"	10	120
0818-07NL	3/4"	0.75"	10	80
0818-10NL	1"	0.98"	5	60
0818-12NL	1-1/4"	1.26"	5	40
0818-15NL	1-1/2"	1.50"	5	30
0818-20NL	2"	1.93"	2	20
0818-25NL	2-1/2"	2.44"	2	12
0818-30NL	3"	2.95"	8	
0818-40NL	4"	3.62"	4	



**Full Port Brass, Stem Packing Material: PTFE, Black Cast Hand Wheel Handle  
CXC Connection**

Temperature Range: Up to 150°F (66°C), Maximum Pressure: 200 PSI CWP  
• NSF/ANSI Standard 61 & 372 Certified

0818C-05NL	1/2"	0.53"	10	120
0818C-07NL	3/4"	0.75"	10	80
0818C-10NL	1"	0.98"	5	60
0818C-12NL	1-1/4"	1.26"	5	40
0818C-15NL	1-1/2"	1.50"	5	30
0818C-20NL	2"	1.93"	2	20



**Full Port Brass, Stem Packing Material: PTFE, Black Cast Hand Wheel Handle  
FPT Connection**

Temperature Range: Up to 150°F (66°C), Maximum Pressure: 200 PSI CWP

0818-05	1/2"	0.53"	10	120
0818-07	3/4"	0.75"	10	80
0818-10	1"	0.98"	5	60
0818-12	1-1/4"	1.26"	5	40
0818-15	1-1/2"	1.50"	5	30
0818-20	2"	1.93"	2	20
0818-25	2-1/2"	2.44"	2	12
0818-30	3"	2.95"	8	
0818-40	4"	3.62"	4	

Contact your sales rep for any further information

Toll Free: 1-800-561-3164

boshart.com

## MINI BRASS BALL VALVES


These ball valves are designed as an easy shut off in 1/4" or 1/8" pipe applications. They are no lead and can be used for potable water applications.



Part No.	Size	Port Size	Quantity	
			L1	L2
<b>Full Port Brass, Seat Material: PTFE, Stem Packing Material: PTFE, Ball Material: Chrome Plated, Tee Handle</b> <b>FPT Connection</b> Temperature Range: Up to 180°F (82°C), Maximum Pressure: 600 PSI CWP • NSF/ANSI Standard 372 Certified				
0828-01NL	1/8"	0.30"	20	200
0828-02NL	1/4"	0.30"	20	200



<b>Full Port Brass, Seat Material: PTFE, Stem Packing Material: PTFE, Ball Material: Chrome Plated, Tee Handle</b> <b>MPT x FPT Connection</b> Temperature Range: Up to 180°F (82°C), Maximum Pressure: 600 PSI CWP • NSF/ANSI Standard 372 Certified				
0828-01M01FNL	1/8"	0.30"	20	200
0828-01M02FNL	1/8" x 1/4"	0.30"	20	200
0828-02M02FNL	1/4"	0.30"	20	200




## BRASS BALL VALVES


Boshart's Brass Ball Valves are an excellent choice for a variety of applications where there is low risk of corrosion. Most connections come in both a leaded and no lead version to accommodate for potable water.



Part No.	Size	Port Size	Quantity	
			L1	L2
<b>Standard Port Brass, Seat Material: PTFE, Stem Packing Material: PTFE, Ball Material: Chrome Plated, Rubber Grip Handle</b> <b>Comp Connection</b> Temperature Range: Up to 300°F (149°C), Maximum Pressure: 200 PSI CWP • NSF/ANSI Standard 61 & 372 Certified • cUPC Standard IGC 157 Certified Note: Can be used to make connections between Copper, Brass, Aluminum, Plastic, CPVC & Pex tubing. Not recommended for use with steel tubing, designed for use with tube manufactured to CTS-OD tubing.				
082CPND-05NL	1/2"	0.59"	10	100
082CPND-07NL	3/4"	0.78"	10	60
082CPND-10NL	1"	0.98"	6	30



<b>Standard Port Brass, Seat Material: PTFE, Stem Packing Material: PTFE, Ball Material: Chrome Plated, Rubber Grip Handle</b> <b>PEX Connection</b> Temperature Range: Up to 203°F (95°C), Maximum Pressure: 400 PSI CWP • NSF/ANSI Standard 61 & 372 Certified • cUPC Standard IGC 157 Certified				
0821P-03NL	3/8"	0.39"	10	120
0821P-05NL	1/2"	0.39"	10	120
0821P-07NL	3/4"	0.59"	10	90
0821P-10NL	1"	0.79"	6	30



Contact your sales rep for any further information

Toll Free: 1-800-561-3164

boshart.com

Rev. 5.6

## BRASS BALL VALVES

Part No.	Size	Port Size	Quantity	
			L1	L2



**Full Port Brass, Seat Material: PTFE, Stem Packing Material: PTFE,  
Ball Material: Stainless Steel, PVC Handle  
FPT Connection**  
Temperature Range: -20°F to 300°F (-29°C to 149°C), Maximum Pressure: 600 PSI CWP

- NSF/ANSI Standard 61 & 372 Certified
- cUPC Standard z1157 Certified
- CSA listed to the following standard
  - ASME B16.44 & CGA/CR91-002: 5 PSIG (5G)
- Threads conform to ANSI / ASME B1.20.1



0825-02NL	1/4"	0.39"	12	120
0825-03NL	3/8"	0.39"	12	120
0825-05NL	1/2"	0.59"	10	100
0825-07NL	3/4"	0.78"	8	64
0825-10NL	1"	0.98"	6	30
0825-12NL	1-1/4"	1.26"	6	24
0825-15NL	1-1/2"	1.57"	4	16
0825-20NL	2"	1.97"	2	8



**Full Port Brass, Seat Material: PTFE, Stem Packing Material: PTFE,  
Ball Material: Stainless Steel, PVC Handle  
CxC Connection**  
Temperature Range: -20°F to 300°F (-29°C to 149°C), Maximum Pressure: 600 PSI CWP

- NSF/ANSI Standard 61 & 372 Certified
- cUPC Standard z1157 Certified
- CSA listed to the following standard
  - Solder ends conform to ANSI B16.18

0825C-05NL	1/2"	0.59"	10	100
0825C-07NL	3/4"	0.79"	8	64
0825C-10NL	1"	0.98"	6	30
0825C-12NL	1-1/4"	1.26"	6	24
0825C-15NL	1-1/2"	1.58"	4	16
0825C-20NL	2"	1.97"	2	8



**Full Port Brass, Seat Material: PTFE, Stem Packing Material: PTFE,  
Ball Material: Stainless Steel, PVC Handle  
FPT Connection**  
Temperature Range: Up to 300°F (149°C), Maximum Pressure: 600 PSI CWP

- NSF/ANSI Standard 61 & 372 Certified
- cUPC Standard Z1157 Certified
- CSA listed to the following standards (1/4" - 2" only)
  - ANSI Z21.15 & CGA 9.1: 1/2 PSIG (1/2PSI)
  - ASME B16.44 & CGA/CR91-002: 5 PSIG (5G)
  - ASME B16.33 & CAN/CGA 3.16 : 125 PSIG (BRS125G / CAN 3.16)
- UL listed to the following standards (1/4" - 4" only)
  - UL 1477 (YQNZ): Compressed gas shutoff valves - 600 PSI (1/4" - 1") 250 PSI (2-1/2" - 4")
  - UL 842 (YRBX): Flammable liquid shutoff valves - 600 PSI (1/4" - 1") 250 PSI (2-1/2" - 4")
  - UL 842 (YRPV): Gas shutoff valves - 600 PSI (1/4" - 1") 250 PSI (2-1/2" - 4")
  - UL 842 (MHKZ): Manual valves - 600 PSI (1/4" - 1") 250 PSI (2-1/2" - 4")
  - UL 125 (YSDT): LP-Gas shutoff valves - 600 PSI (1/4" - 1") 250 PSI (2-1/2" - 4")
- FM Standard 1140 Certified (1/4" - 2" only)

0827-02NL	1/4"	0.39"	12	120
0827-03NL	3/8"	0.39"	12	120
0827-05NL	1/2"	0.59"	10	100
0827-07NL	3/4"	0.75"	8	64
0827-10NL	1"	0.98"	6	30
0827-12NL	1-1/4"	1.25"	6	24
0827-15NL	1-1/2"	1.57"	4	16
0827-20NL	2"	1.97"	2	8
0827-25NL	2-1/2"	2.52"	2	4
0827-30NL	3"	2.95"	4	
0827-40NL	4"	3.90"	2	

Contact your sales rep for any further information

Toll Free: 1-800-561-3164

boshart.com

## BRASS BALL VALVES



Part No.	Size	Port Size	Quantity	
			L1	L2

**Full Port Brass, Seat Material: PTFE, Stem Packing Material: PTFE, Ball Material: Stainless Steel, PVC Handle**  
**CxC Connection**

Temperature Range: Up to 300°F (149°C), Maximum Pressure: 600 PSI CWP

- NSF/ANSI Standard 61 & 372 Certified
- cUPC Standard z1157 Certified
- FM Standard 1140 Certified (1/2" - 2" only)

0827C-05NL	1/2"	0.59"	10	100
0827C-07NL	3/4"	0.75"	8	64
0827C-10NL	1"	0.98"	6	30
0827C-12NL	1-1/4"	1.25"	6	24
0827C-15NL	1-1/2"	1.57"	4	16
0827C-20NL	2"	1.97"	2	8
0827C-25NL	2-1/2"	2.52"	2	4
0827C-30NL	3"	2.95"	4	
0827C-40NL	4"	3.90"	2	



**Full Port Brass, Seat Material: PTFE, Stem Packing Material: PTFE, Ball Material: Chrome Plated, PVC Handle**  
**FPT Connection**

Temperature Range: Up to 300°F (149°C), Maximum Pressure: 600 PSI CWP

- cUPC Standard z1157 Certified
- CSA listed to the following standards (1/4" - 4" only)
  - ANSI Z21.15 & CGA 9.1: 1/2 PSIG (1/2PSI)
  - ASME B16.44 & CGA/CR91-002: 5 PSIG (5G)
  - ASME B16.33 & CAN/CGA 3.16 : 125 PSIG (BRS125G / CAN 3.16)
- UL listed to the following standards (1/4" - 4" only)
  - UL 1477 (YQNZ): Compressed gas shutoff valves - 600 PSI (1/4" - 1") 300 PSI (1-1/4" - 2") 250 PSI (2-1/2" - 4")
  - UL 842 (YRBX): Flammable liquid shutoff valves - 600 PSI (1/4" - 1") 300 PSI (1-1/4" - 2") 250 PSI (2-1/2" - 4")
  - UL 842 (YRPV): Gas shutoff valves - 600 PSI (1/4" - 1") 300 PSI (1-1/4" - 2") 300 PSI (1-1/4" - 2") 250 PSI (2-1/2" - 4")
  - UL 842 (MHKZ): Manual valves - 600 PSI (1/4" - 1") 300 PSI (1-1/4" - 2") 300 PSI (1-1/4" - 2") 250 PSI (2-1/2" - 4")
  - UL 125 (YSDT): LP-Gas shutoff valves - 600 PSI (1/4" - 1") 300 PSI (1-1/4" - 2") 300 PSI (1-1/4" - 2") 250 PSI (2-1/2" - 4")
- FM Standard 1140 Certified (1/4" - 2" only)
- Stainless Steel Ball for sizes 1-1/4" to 4"

0827-02	1/4"	0.39"	12	120
0827-03	3/8"	0.39"	12	120
0827-05	1/2"	0.59"	10	100
0827-07	3/4"	0.75"	8	64
0827-10	1"	0.98"	6	30
0827-12	1-1/4"	1.25"	6	24
0827-15	1-1/2"	1.57"	4	16
0827-20	2"	1.97"	2	8
0827-25	2-1/2"	2.52"	2	4
0827-30	3"	2.95"	4	
0827-40	4"	3.90"	2	

Contact your sales rep for any further information

Toll Free: 1-800-561-3164

boshart.com

Rev. 5.7

## BRASS BALL VALVES

PLUMBING VALVES

Part No.	Size	Port Size	Quantity	
			L1	L2



**Full Port Brass, Seat Material: PTFE, Stem Packing Material: PTFE, Ball Material: Stainless Steel, Rubber Grip Handle**  
**CxC Connection**  
 Temperature Range: Up to 300°F (149°C), Maximum Pressure: 600 PSI CWP  
 • cUPC Standard z1157 Certified  
 • FM Standard 1140 Certified (1/2" - 2" only)

0827C-05	1/2"	0.59"	10	100
0827C-07	3/4"	0.75"	8	64
0827C-10	1"	0.98"	6	30
0827C-12	1-1/4"	1.25"	6	24
0827C-15	1-1/2"	1.57"	4	16
0827C-20	2"	1.97"	2	8
0827C-25	2-1/2"	2.52"	2	4
0827C-30	3"	2.95"	4	
0827C-40	4"	3.90"	2	



**Full Port Brass, Seat Material: PTFE, Stem Packing Material: PTFE, Ball Material: Chrome Plated, Rubber Grip Handle**  
**Push Fit Connection**  
 Temperature Range: Up to 200°F (93°C), Maximum Pressure: 200 PSI  
 • NSF/ANSI Standard 61 & 372 Certified  
 • ASSE Standard 1061 Certified

082PF-05NL	1/2"	0.63"	10	120
082PF-07NL	3/4"	0.88"	10	60
082PF-10NL	1"	1.13"	6	30

Contact your sales rep for any further information

Toll Free: 1-800-561-3164  
 boshart.com

## BRASS BALL VALVES WITH DRAIN

Boshart's Brass Ball Valves with a drain are perfect for applications where water needs to be drained from the pipe after the valve. When installing one of these valves make sure the drain is not installed on the supply side of the valve.

PLUMBING VALVES



**Part No.**                      **Size**                      **Port Size**                      **Quantity**  
L1    L2

**Standard Port Brass, Seat Material: PTFE, Stem Packing Material: PTFE, Ball Material: Chrome Plated, Rubber Grip Handle**  
**Comp Connection**

Temperature Range: Up to 300°F (149°C), Maximum Pressure: 200 PSI CWP

- NSF/ANSI Standard 61 & 372 Certified
- cUPC Standard IGC 157 Certified

Note: Can be used to make connections between Copper, Brass, Aluminum, Plastic, CPVC & Pex tubing. Not recommended for use with steel tubing, designed for use with tube manufactured to CTS-OD tubing.

082CP-05NL	1/2"	0.59"	10	100
082CP-07NL	3/4"	0.79"	10	60
082CP-10NL	1"	0.98"	6	30



**Standard Port Brass, Seat Material: PTFE, Stem Packing Material: PTFE, Ball Material: Chrome Plated, Rubber Grip Handle**  
**PEX Connection**

Temperature Range: Up to 203°F (95°C), Maximum Pressure: 400 PSI CWP

- NSF/ANSI Standard 61 & 372 Certified
- cUPC Standard IGC 157 Certified

0821WDP-05NL	1/2"	0.39"	10	120
0821WDP-07NL	3/4"	0.59"	10	90
0821WDP-10NL	1"	0.79"	6	30




**Full Port Brass, Seat Material: PTFE, Stem Packing Material: PTFE, Ball Material: Chrome Plated, Rubber Grip Handle**  
**FPT Connection**

Temperature Range: Up to 300°F (149°C), Maximum Pressure: 600 PSI WOG

- NSF/ANSI Standard 61 & 372 Certified
- cUPC Standard IGC 157 Certified

082WD-05NL	1/2"	0.59"	10	120
082WD-07NL	3/4"	0.75"	10	60
082WD-10NL	1"	1.02"	6	30



**Full Port Brass, Seat Material: PTFE, Stem Packing Material: PTFE, Ball Material: Chrome Plated, Rubber Grip Handle**  
**CxC Connection**

Temperature Range: Up to 300°F (149°C), Maximum Pressure: 600 PSI WOG

- NSF/ANSI Standard 61 & 372 Certified
- cUPC Standard IGC 157 Certified

082WDC-05NL	1/2"	0.59"	10	120
082WDC-07NL	3/4"	0.75"	10	60
082WDC-10NL	1"	1.02"	6	30



**Full Port Brass, Seat Material: PTFE, Ball Material: Chrome Plated, Rubber Grip Handle**  
**Push Fit Connection**

Temperature Range: Up to 200°F (93°C), Maximum Pressure: 200 PSI

- NSF/ANSI Standard 61 & 372 Certified
- ASSE Standard 1061 Certified

082PF-05WDNL	1/2"	0.63"	10	120
082PF-07WDNL	3/4"	0.88"	10	60
082PF-10WDNL	1"	1.13"	6	30



Contact your sales rep for any further information

Toll Free: 1-800-561-3164

boshart.com

Rev. 5.6

## BRASS BALL VALVES - LOCKING HANDLE

Boshart's Brass Ball Valves with a locking handle can be locked in the open or closed position with a padlock. This provides more security and prevents the ball valve from being tampered with.



Part No.	Size	Port Size	Quantity	
			L1	L2

**Full Port Brass, Seat Material: PTFE, Stem Packing Material: Viton,  
Ball Material: Chrome Plated, Rubber Grip Handle  
FPT Connection**

Temperature Range: Up to 350°F (177°C), Maximum Pressure: 600 PSI CWP  
Maximum Pressure Rating of 450 PSI CWP for sizes 2-1/2" to 4"

- CSA listed to the following standards (1/4" - 2" only)
    - ANSI Z21.15 & CGA 9.1: 1/2 PSIG (1/2PSI)
    - ASME B16.44 & CGA/CR91-002: 5 PSIG (5G)
    - ASME B16.33 & CAN/CGA 3.16 : 125 PSIG (BRS125G / CAN 3.16)
  - UL listed to the following standards
    - UL 258 (VQGU): Trim and drain valves - 600 PSI (1/4" - 2")
    - UL 1477 (YQNZ): Compressed gas shutoff valves - 600 PSI (1/4" - 2") 450 PSI (2-1/2" - 4")
    - UL 842 (YRBX): Flammable liquid shutoff valves - 600 PSI (1/4" - 2") 250 PSI (2-1/2" - 4")
    - UL 842 (YRPV): Gas shutoff valves - 600 PSI (1/4" - 2") 250 PSI (2-1/2" - 4")
    - UL 842 (MHKZ): Manual valves - 600 PSI (1/4" - 2") 250 PSI (2-1/2" - 4")
    - UL 125 (YSdT): LP-Gas shutoff valves - 600 PSI (1/4" - 2") 450 PSI (2-1/2" - 4")
  - Manufactured according to MSS SP-110
- Note: Padlock not included.

0826LH-02	1/4"	0.31"	12	192
0826LH-03	3/8"	0.39"	12	192
0826LH-05	1/2"	0.59"	8	128
0826LH-07	3/4"	0.79"	12	96
0826LH-10	1"	0.98"	8	64
0826LH-12	1-1/4"	1.26"	8	32
0826LH-15	1-1/2"	1.57"	6	24
0826LH-20	2"	1.97"	4	16
0826LH-25	2-1/2"	2.56"	2	
0826LH-30	3"	3.15"		
0826LH-40	4"	3.94"		

Contact your sales rep for any further information

Toll Free: 1-800-561-3164

boshart.com

## STAINLESS STEEL BALL VALVES

Boshart's Stainless Steel Ball Valves come in 2 different materials to suit a variety of applications. 304 CF8 Stainless Steel can be used in conventional situations, where 316 CF8M Stainless Steel can be used in more demanding environments. Please note that SSPEXBV-05, SSPEXBV-07 and SSPEXBV-10 are only available with 304 Stainless Steel.



Part No.	Size	Port Size	Quantity	
			L1	L2
<b>304 Stainless Steel, Seat Material: PTFE, Stem Packing Material: Nitrile Rubber, Ball Material: Stainless Steel, Stainless Steel</b> <b>Crimp PEX Connection</b> Temperature Range: -40°F to 200°F (-40°C to 93°C), Maximum Pressure: 600 PSI CWP • NSF/ANSI Standard 61 & 372 Certified • cUPC Certified • Crimp PEX end conforms to ASTM F1807				
SSPEXBV-05	1/2"	0.35"	20	120
SSPEXBV-07	3/4"	0.47"	15	90
SSPEXBV-10	1"	0.67"	5	30



<b>Full Port 316 Stainless Steel, Seat Material: PTFE, Stem Packing Material: PTFE, Ball Material: Stainless Steel, Stainless Steel Locking Handle</b> <b>FPT Connection</b> Temperature Range: Up to 450°F (232°C), Maximum Pressure: 1000 PSI • NSF/ANSI Standard 372 Certified				
SSBV1000-02	1/4"	0.45"	15	90
SSBV1000-03	3/8"	0.47"	15	90
SSBV1000-05	1/2"	0.59"	9	54
SSBV1000-07	3/4"	0.78"	6	36
SSBV1000-10	1"	0.98"	4	24
SSBV1000-12	1-1/4"	1.26"	2	12
SSBV1000-15	1-1/2"	1.49"	6	12
SSBV1000-20	2"	1.96"	3	6
SSBV1000-25	2-1/2"	2.55"	4	
SSBV1000-30	3"	3.15"		



<b>Standard Port 316 Stainless Steel, Seat Material: PTFE, Stem Packing Material: PTFE, Ball Material: Stainless Steel, Stainless Steel Locking Handle</b> <b>FPT Connection</b> Temperature Range: Up to 450°F (232°C), Maximum Pressure: 2000 PSI • NSF/ANSI Standard 372 Certified				
SSBV2000-02	1/4"	0.37"	12	72
SSBV2000-03	3/8"	0.37"	12	72
SSBV2000-05	1/2"	0.50"	36	72
SSBV2000-07	3/4"	0.69"	6	36
SSBV2000-10	1"	0.88"	5	30
SSBV2000-12	1-1/4"	1.00"	2	12
SSBV2000-15	1-1/2"	1.25"	6	12
SSBV2000-20	2"	1.50"	4	8



<b>Full Port 304 Stainless Steel, Seat Material: PTFE, Stem Packing Material: PTFE, Ball Material: Stainless Steel, Stainless Steel</b> <b>FPT Connection</b> Temperature Range: 14°F to 248°F (-10°C to 120°C), Maximum Pressure: 1000 PSI • NSF/ANSI Standard 372 Certified				
SSBV304-02	1/4"	0.43"	20	120
SSBV304-03	3/8"	0.49"	20	120
SSBV304-05	1/2"	0.59"	16	96
SSBV304-07	3/4"	0.79"	10	60
SSBV304-10	1"	0.98"	10	40
SSBV304-12	1-1/4"	1.26"	6	24
SSBV304-15	1-1/2"	1.50"	4	16
SSBV304-20	2"	1.97"	2	12
SSBV304-25	2-1/2"	2.56"	2	4
SSBV304-30	3"	2.99"	4	
SSBV304-40	4"	3.70"	2	

Contact your sales rep for any further information

Toll Free: 1-800-561-3164  
boshart.com



## COLD EXPANSION PEX STAINLESS STEEL BALL VALVES

Boshart's Stainless Steel Cold Expansion PEX Ball Valves are premium quality and durable. Featuring high corrosion resistance, and are ideal for areas with high acidity and anywhere water quality is an issue.



Part No.	Size	Port Size	Quantity	
			L1	L2
<b>Standard Port 304 Stainless Steel, Seat Material: PTFE, Stem Packing Material: Nitrile Rubber, Ball Material: Stainless Steel, Stainless Steel Blue Plastic Handle</b> <b>CE PEX Connection</b> Temperature Range: -40°F to 200°F (-40°C to 93°C), Maximum Pressure: 600 PSI CWP				
SSCEPBV-05	1/2"	0.38"	20	120
SSCEPBV-07	3/4"	0.60"	10	60
SSCEPBV-10	1"	0.80"	5	30

## PVC BALL VALVES

PVC Ball Valves are durable and excellent for a variety of applications, including water supply, swimming pools, and irrigation applications. 0922CTS series are for hot water applications.



Part No.	Size	Port Size	Quantity	
			L1	L2
<b>PVC, Seat Material: EPDM, Stem Packing Material: EPDM, Ball Material: PVC, ABS Tee Handle</b> <b>FPT Connection</b> Temperature Range: 41°F to 122°F (5°C to 50°C), Maximum Pressure: 150 PSI @ 73°F (23°C) • NSF/ANSI Standard 372 Certified Suitable for both Schedule 40 & 80 PVC Pipe.				
0929-05	1/2"	0.59"	200	
0929-07	3/4"	0.79"	160	
0929-10	1"	0.98"	96	
0929-12	1-1/4"	1.26"	72	
0929-15	1-1/2"	1.42"	45	
0929-20	2"	1.81"	36	
0929-25	2-1/2"	2.48"	12	
0929-30	3"	3.15"	8	
0929-40	4"	3.81"	6	



<b>PVC, Seat Material: EPDM, Stem Packing Material: EPDM, Ball Material: PVC, ABS Tee Handle</b> <b>Slip Connection</b> Temperature Range: 41°F to 122°F (5°C to 50°C), Maximum Pressure: 150 PSI @ 73°F (23°C) • NSF/ANSI Standard 372 Certified Suitable for both Schedule 40 & 80 PVC Pipe.				
0929S-05	1/2"	0.59"	200	
0929S-07	3/4"	0.79"	160	
0929S-10	1"	0.98"	96	
0929S-12	1-1/4"	1.26"	72	
0929S-15	1-1/2"	1.42"	45	
0929S-20	2"	1.81"	36	
0929S-25	2-1/2"	2.48"	12	
0929S-30	3"	3.15"	8	
0929S-40	4"	3.81"	6	



Contact your sales rep for any further information

Toll Free: 1-800-561-3164  
boshart.com

### PVC BALL VALVES

Part No.	Size	Port Size	Quantity	
			L1	L2




**True Union UPVC, Seat Material: PTFE, Stem Packing Material: EPDM, Ball Material: UPVC, ABS Tee Handle FPT or Slip Connection**

Temperature Range: 41°F to 122°F (5°C to 50°C), Maximum Pressure: 150 PSI @ 73°F (23°C)  
 Note: Double union / double block design permits in-line maintenance without disconnecting pipe. Ends are blocked with bayonet style lock to prevent ball from being blown out. Handle is equipped with removable spanner device.

Suitable for both Schedule 40 & 80 PVC Pipe.

0924-05	1/2"	0.51"	48	
0924-07	3/4"	0.71"	36	
0924-10	1"	0.91"	24	
0924-12	1-1/4"	1.18"	24	
0924-15	1-1/2"	1.50"	24	
0924-20	2"	1.89"	12	




**CPVC, Seat Material: PTFE, Stem Packing Material: EPDM, Ball Material: CPVC, ABS Tee Handle CTS Connection**

Temperature Range: Short: 212°F (100°C), Continuous: 32°F to 194°F (0°C to 90°C),  
 Maximum Pressure: Working: 150 PSI @73°F (23°C), Test: 225 PSI

• NSF/ANSI Standard 61 & 372 Certified

Suitable for cold & hot water.

0922CTS-05	1/2"	0.49"	360	
0922CTS-07	3/4"	0.72"	224	
0922CTS-10	1"	0.93"	120	
0922CTS-12	1-1/4"	0.98"	96	
0922CTS-15	1-1/2"	1.18"	72	
0922CTS-20	2"	1.42"	36	



### PREMIUM PVC BALL VALVES

PVC Ball Valves are durable and excellent for a variety of applications, including water supply, swimming pools, and irrigation applications.

Part No.	Size	Port Size	Quantity	
			L1	L2



**Molded in Place PVC, Seat Material: EPDM, Stem Packing Material: EPDM, Ball Material: PVC, ABS Tee Handle FPT Connection**

Temperature Range: 41°F to 122°F (5°C to 50°C), Maximum Pressure: 150 PSI @ 73°F (23°C)

• NSF/ANSI Standard 61 & 372 Certified (1/2" to 2" only)

Suitable for both Schedule 40 & 80 PVC pipe.

0921-05	1/2"	0.55"	100	
0921-07	3/4"	0.79"	100	
0921-10	1"	0.98"	100	
0921-12	1-1/4"	1.18"	100	
0921-15	1-1/2"	1.42"	48	
0921-20	2"	1.83"	24	
0921-25	2-1/2"	2.36"	12	
0921-30	3"	3.03"	12	
0921-40	4"	3.93"	6	

Contact your sales rep for any further information

Toll Free: 1-800-561-3164

boshart.com

Rev. 5.4

## PREMIUM PVC BALL VALVES

Part No.	Size	Port Size	Quantity	
			L1	L2



**Molded in Place PVC, Seat Material: EPDM, Stem Packing Material: EPDM, Ball Material: PVC, ABS Tee Handle**  
**Slip Connection**  
 Temperature Range: 41°F to 122°F (5°C to 50°C), Maximum Pressure: 150 PSI @ 73°F (23°C)  
 • NSF/ANSI Standard 61 & 372 Certified (1/2" to 2" only)

Suitable for both Schedule 40 & 80 PVC pipe.

0921S-05	1/2"	0.55"	100
0921S-07	3/4"	0.79"	100
0921S-10	1"	0.98"	100
0921S-12	1-1/4"	1.18"	100
0921S-15	1-1/2"	1.42"	48
0921S-20	2"	1.83"	24
0921S-25	2-1/2"	2.36"	12
0921S-30	3"	3.03"	12
0921S-40	4"	3.93"	6



**Molded in Place PVC, Seat Material: PTFE, Stem Packing Material: Viton, Ball Material: PVC, ABS Tee Handle**  
**FPT Connection**  
 Temperature Range: 41°F to 122°F (5°C to 50°C), Maximum Pressure: 150 PSI @ 73°F (23°C)

Suitable for both Schedule 40 & 80 PVC pipe.

0923-05	1/2"	0.55"	100
0923-07	3/4"	0.79"	100
0923-10	1"	0.98"	100
0923-12	1-1/4"	1.18"	100
0923-15	1-1/2"	1.42"	48
0923-20	2"	1.83"	24



**Molded in Place PVC, Seat Material: PTFE, Stem Packing Material: Viton, Ball Material: PVC, ABS Tee Handle**  
**Slip Connection**  
 Temperature Range: 41°F to 122°F (5°C to 50°C), Maximum Pressure: 150 PSI @ 73°F (23°C)

Suitable for both Schedule 40 & 80 PVC pipe.

0923S-05	1/2"	0.55"	100
0923S-07	3/4"	0.79"	100
0923S-10	1"	0.98"	100
0923S-12	1-1/4"	1.18"	100
0923S-15	1-1/2"	1.42"	48
0923S-20	2"	1.83"	24



**Single Union UPVC, Seat Material: EPDM, Stem Packing Material: EPDM, Ball Material: UPVC, ABS Tee Handle**  
**FPT Connection**  
 Temperature Range: 41°F to 122°F (5°C to 50°C), Maximum Pressure: 150 PSI @ 73°F (23°C)  
 • Threads conform to ANSI/ASME B1.20.1

Suitable for both Schedule 40 & 80 PVC pipe.

0933-15	1-1/2"	1.52"	48
0933-20	2"	1.89"	24



**Single Union UPVC, Seat Material: EPDM, Stem Packing Material: EPDM, Ball Material: UPVC, ABS Tee Handle**  
**Slip Connection**  
 Temperature Range: 41°F to 122°F (5°C to 50°C), Maximum Pressure: 150 PSI @ 73°F (23°C)  
 • Slip connections conform to ASTM D2466

Suitable for both Schedule 40 & 80 PVC pipe.

Contact your sales rep for any further information

Toll Free: 1-800-561-3164  
 boshart.com

## PREMIUM PVC BALL VALVES



Part No.	Size	Port Size	Quantity	
			L1	L2
0933S-15	1-1/2"	1.52"	48	
0933S-20	2"	1.89"	24	

**True Union UPVC, Seat Material: PTFE, Stem Packing Material: EPDM, Ball Material: UPVC, ABS Tee Handle**

**FPT or Slip Connection**

Temperature Range: 41°F to 122°F (5°C to 50°C), Maximum Pressure: 150 PSI @ 73°F (23°C)

• NSF/ANSI 61 & 372 Certified

Note: Double union / double block design permits in-line maintenance without disconnecting pipe. Ends are blocked with bayonet style lock to prevent ball from being blown out. Handle is equipped with removable spanner device.

Suitable for both Schedule 40 & 80 PVC pipe. Note: Double union / double block design permits in-line maintenance without disconnecting pipe. Ends are blocked with bayonet style lock to prevent ball from being blown out. Handle is equipped with removable spanner device.

0925-05NL	1/2"	0.51"	48	
0925-07NL	3/4"	0.71"	36	
0925-10NL	1"	0.91"	24	
0925-12NL	1-1/4"	1.18"	24	
0925-15NL	1-1/2"	1.50"	24	
0925-20NL	2"	1.89"	12	
0925-25NL	2-1/2"	2.36"	6	
0925-30NL	3"	2.72"	6	
0925-40NL	4"	3.94"		



**True Union UPVC, Seat Material: PTFE, Stem Packing Material: Viton, Ball Material: UPVC, ABS Tee Handle**

**FPT or Slip Connection**

Temperature Range: 41°F to 122°F (5°C to 50°C), Maximum Pressure: 150 PSI @ 73°F (23°C)

Note: Double union / double block design permits in-line maintenance without disconnecting pipe. Ends are blocked with bayonet style lock to prevent ball from being blown out. Handle is equipped with removable spanner device.

Suitable for both Schedule 40 & 80 PVC pipe. Note: Double union / double block design permits in-line maintenance without disconnecting pipe. Ends are blocked with bayonet style lock to prevent ball from being blown out. Handle is equipped with removable spanner device.

0926-05	1/2"	0.51"	48	
0926-07	3/4"	0.71"	36	
0926-10	1"	0.91"	24	
0926-12	1-1/4"	1.18"	24	
0926-15	1-1/2"	1.50"	24	
0926-20	2"	1.89"	12	
0926-25	2-1/2"	2.36"	6	
0926-30	3"	2.72"	6	
0926-40	4"	3.94"	1	

Contact your sales rep for any further information





Toll Free: 1-800-561-3164

boshart.com

Rev. 5.6

## GAS BALL VALVES

Boshart's Gas Ball Valves have a two piece forged brass body and a blow out proof stem. Available in combinations of FPT, Flare and MPT threads. Options for a 1/8" tapping for a manometer which allows line pressure to be tested at the valve are available. FPT connections are available with a yellow or red handle.

	Part No.	Size	Port Size	Quantity	
				L1	L2
	<b>Two Piece Brass, Seat Material: PTFE, Yellow Tee Handle</b> <b>FPT Connection</b> Temperature Range: -4°F to 149°F (-20°C to 65°C), Maximum Pressure: 250 PSI • CSA listed to the following standards - ANSI Z21.15 & CGA 9.1: 1/2 PSIG (1/2PSI) - ASME B16.44 & CGA/CR91-002: 5 PSIG (5G) • UL listed to the following standards - UL 842 (YRPV): Gas shutoff valves - 250 PSI - UL 842 (MHKZ): Manual valves - 250 PSI - UL 125 (YSDT): LP-Gas shutoff valves - 250 PSI				
	0832-03	3/8"	0.39"	10	100
	0832-05	1/2"	0.39"	10	100
	0832-07	3/4"	0.59"	10	100
	0832-10	1"	0.75"	6	60
	<b>Two Piece Brass, Seat Material: PTFE, Red Tee Handle</b> <b>FPT Connection</b> Temperature Range: -4°F to 149°F (-20°C to 65°C), Maximum Pressure: 250 PSI • CSA listed to the following standards - ANSI Z21.15 & CGA 9.1: 1/2 PSIG (1/2PSI) - ASME B16.44 & CGA/CR91-002: 5 PSIG (5G) • UL listed to the following standards - UL 842 (YRPV): Gas shutoff valves - 250 PSI - UL 842 (MHKZ): Manual valves - 250 PSI - UL 125 (YSDT): LP-Gas shutoff valves - 250 PSI				
	0832R-03	3/8"	0.39"	10	100
	0832R-05	1/2"	0.39"	10	100
	0832R-07	3/4"	0.59"	10	100
	0832R-10	1"	0.75"	6	60
	<b>Two Piece Brass, Seat Material: PTFE, Yellow Tee Handle</b> <b>FPT x Flare Connection</b> Temperature Range: -4°F to 149°F (-20°C to 65°C), Maximum Pressure: 250 PSI • CSA listed to the following standards - ANSI Z21.15 & CGA 9.1: 1/2 PSIG (1/2PSI) - ASME B16.44 & CGA/CR91-002: 5 PSIG (5G) • UL listed to the following standards - UL 842 (YRPV): Gas shutoff valves - 250 PSI - UL 842 (MHKZ): Manual valves - 250 PSI - UL 125 (YSDT): LP-Gas shutoff valves - 250 PSI				
	0832TP-05	1/2"	0.39"	10	100
	0832TP-07	3/4"	0.59"	10	100
	<b>Two Piece Brass, Seat Material: PTFE, Yellow Tee Handle</b> <b>FPT x Flare Connection</b> Temperature Range: -4°F to 149°F (-20°C to 65°C), Maximum Pressure: 250 PSI • CSA listed to the following standards - ANSI Z21.15 & CGA 9.1: 1/2 PSIG (1/2PSI) - ASME B16.44 & CGA/CR91-002: 5 PSIG (5G) • UL listed to the following standards - UL 842 (YRPV): Gas shutoff valves - 250 PSI - UL 842 (MHKZ): Manual valves - 250 PSI - UL 125 (YSDT): LP-Gas shutoff valves - 250 PSI				
	0833-0503	1/2" x 3/8"	0.39"	10	100
	0833-0505	1/2"	0.39"	10	100

Contact your sales rep for any further information

Toll Free: 1-800-561-3164

boshart.com

## GAS BALL VALVES



Part No.	Size	Port Size	Quantity	
			L1	L2
<b>Two Piece Brass, Seat Material: PTFE, Yellow Tee Handle MPT x Flare Connection</b> Temperature Range: -4°F to 149°F (-20°C to 65°C), Maximum Pressure: 250 PSI • CSA listed to the following standards - ANSI Z21.15 & CGA 9.1: 1/2 PSIG (1/2PSI) - ASME B16.44 & CGA/CR91-002: 5 PSIG (5G) • UL listed to the following standards - UL 842 (YRPV): Gas shutoff valves - 250 PSI - UL 842 (MHKZ): Manual valves - 250 PSI - UL 125 (YSDT): LP-Gas shutoff valves - 250 PSI				
0834-0503	1/2" x 3/8"	0.39"	10	100
0834-0505	1/2"	0.39"	10	100



<b>Two Piece Brass, Seat Material: PTFE, Yellow Tee Handle Flare Connection</b> Temperature Range: -4°F to 149°F (-20°C to 65°C), Maximum Pressure: 250 PSI • CSA listed to the following standards - ANSI Z21.15 & CGA 9.1: 1/2 PSIG (1/2PSI) - ASME B16.44 & CGA/CR91-002: 5 PSIG (5G) • UL listed to the following standards - UL 842 (YRPV): Gas shutoff valves - 250 PSI - UL 842 (MHKZ): Manual valves - 250 PSI - UL 125 (YSDT): LP-Gas shutoff valves - 250 PSI				
0835-03	3/8"	0.27"	10	100
0835-05	1/2"	0.38"	10	100




<b>Two Piece Brass, Yellow Tee Handle Flare Connection</b> Temperature Range: -4°F to 149°F (-20°C to 65°C), Maximum Pressure: 250 PSI • CSA listed to the following standards - ANSI Z21.15 & CGA 9.1: 1/2 PSIG (1/2PSI) - ASME B16.44 & CGA/CR91-002: 5 PSIG (5G) • UL listed to the following standards - UL 842 (YRPV): Gas shutoff valves - 250 PSI - UL 842 (MHKZ): Manual valves - 250 PSI - UL 125 (YSDT): LP-Gas shutoff valves - 250 PSI				
0835TP-03	3/8"	0.27"	10	100
0835TP-05	1/2"	0.38"	10	100

## BENT NOSE GARDEN VALVES

Boshart's Bent Nose Garden Valves are designed with an angled outlet. This allows a garden hose to be attached easily without the risk of a kink being formed.



Part No.	Size	Quantity	
		L1	L2
<b>Angled Brass, Seat Material: Nitrile Rubber, Stem Packing Material: Graphite, Green Rubber Coated Hand Wheel Handle FPT x GHT Connection</b> Temperature Range: Up to 160°F (71°C), Maximum Pressure: 125 PSI • NSF/ANSI Standard 372 Certified • CSA Standard B125.1 Certified			
0872-07NL	3/4"	12	72
0872-10NL	1" x 3/4"	12	72



Contact your sales rep for any further information

Toll Free: 1-800-561-3164

boshart.com

Rev. 5.6

## HOSE BIBBS / SAMPLING FAUCETS

Boshart's Hose Bibbs are available in brass, stainless steel or plastic. They come in multi-turn or 1/4 turn.

	Part No.	Size	Quantity	
			L1	L2
	<b>Angled Brass, Seat Material: Nitrile Rubber, Stem Packing Material: Nitrile Rubber, Tee Handle MPT x GHT Connection</b> Temperature Range: Up to 248°F (120°C), Maximum Pressure: 125 PSI • NSF/ANSI Standard 61 & 372 Certified • 0871-05NL is 1/2" MPT or Solder			
	0871-05NL	1/2" x 3/4"	10	100
	0871-07NL	3/4"	10	100
	<b>Angled Brass, Seat Material: Nitrile Rubber, Stem Packing Material: Nitrile Rubber, Tee Handle MPT Connection</b> Temperature Range: Up to 160°F (71°C), Maximum Pressure: 125 PSI • NSF/ANSI Standard 61 & 372 Certified			
	0874-05NL	1/2"	10	100
	0874-07NL	3/4"	10	100
	<b>Angled Brass, Seat Material: PTFE, Stem Packing Material: Nitrile Rubber, Tee Handle MPT x GHT Connection</b> Temperature Range: Up to 248°F (120°C), Maximum Pressure: 200 PSI • NSF/ANSI Standard 61 & 372 Certified			
	0852-05NL	1/2" x 3/4"	10	100
	0852-07NL	3/4"	10	100
	<b>Angled Stainless Steel, Seat Material: PTFE, Stem Packing Material: PTFE, Tee Handle MPT x GHT Connection</b> Temperature Range: Up to 248°F (120°C), Maximum Pressure: 200 PSI • NSF/ANSI Standard 372 Certified			
	SSH52-05	1/2" x 3/4"	10	100
	SSH52-07	3/4"	10	100
	<b>Angled Stainless Steel, Seat Material: PTFE, Stem Packing Material: PTFE, Tee Handle MPT Connection</b> Temperature Range: Up to 248°F (120°C), Maximum Pressure: 200 PSI • NSF/ANSI Standard 372 Certified			
	SSSF52-05	1/2"	10	100
	SSSF52-07	3/4"	10	100



## NO-KINK HOSE BIBBS

Boshart's No-Kink Hose Bibbs are designed with an angled outlet. This allows a garden hose to be attached easily without the risk of a kink being formed.



Part No.	Size	Quantity	
		L1	L2
<b>Angled Brass, Seat Material: Nitrile Rubber, Stem Packing Material: Nitrile Rubber, Brass Plated Tee Handle</b> <b>MPT x GHT Connection</b> Temperature Range: Up to 160°F (71°C), Maximum Pressure: 125 PSI • NSF/ANSI Standard 61 & 372 Certified • CSA Standard B125.1 Certified • 0875-05NL has dual 1/2" MPT or 1/2" Copper inlet			
0875-05NL	1/2" x 3/4"	10	100
0875-07NL	3/4"	10	100




Part No.	Size	Quantity	
		L1	L2
<b>Angled Brass, Seat Material: Nitrile Rubber, Stem Packing Material: Nitrile Rubber, Brass Plated Tee Handle</b> <b>FPT x GHT Connection</b> Temperature Range: Up to 160°F (71°C), Maximum Pressure: 125 PSI • NSF/ANSI Standard 61 & 372 Certified • CSA Standard B125.1 Certified			
0875F-05NL	1/2" x 3/4"	10	100
0875F-07NL	3/4"	10	100



Part No.	Size	Quantity	
		L1	L2
<b>Angled Brass, Seat Material: Nitrile Rubber, Stem Packing Material: PTFE, Green Epoxy Coated Tee Handle</b> <b>MPT x GHT Connection</b> Temperature Range: Up to 160°F (71°C), Maximum Pressure: 125 PSI • NSF/ANSI Standard 61 & 372 Certified • CSA Standard B125.1 Certified • 0875H-05NL has dual 1/2" MPT or 1/2" Copper inlet			
0875H-05NL	1/2" x 3/4"	12	72
0875H-07NL	3/4"	12	72



Part No.	Size	Quantity	
		L1	L2
<b>Angled Brass, Seat Material: Nitrile Rubber, Stem Packing Material: PTFE, Green Epoxy Coated Tee Handle</b> <b>FPT x GHT Connection</b> Temperature Range: Up to 160°F (71°C), Maximum Pressure: 125 PSI • NSF/ANSI Standard 61 & 372 Certified • CSA Standard B125.1 Certified			
0875HF-05NL	1/2" x 3/4"	12	72
0875HF-07NL	3/4"	12	72




## BRASS SILLCOCKS

Boshart's Brass Sillcocks are ideal for cold water applications.



Part No.	Size	Quantity	
		L1	L2
<b>Angled Brass, Seat Material: Nitrile Rubber, Stem Packing Material: Nitrile Rubber, Black Cast Hand Wheel Handle</b> <b>FPT x GHT Connection</b> Temperature Range: Up to 160°F (71°C), Maximum Pressure: 125 PSI • NSF/ANSI Standard 61 & 372 Certified • CSA Standard B125.1 Certified			
0873-05NL	1/2" x 3/4"	12	144
0873-07NL	3/4"	12	144



Part No.	Size	Quantity	
		L1	L2
<b>Angled Brass, Seat Material: Nitrile Rubber, Stem Packing Material: Nitrile Rubber, Black Cast Hand Wheel Handle</b> <b>CxC x GHT Connection</b> Temperature Range: Up to 160°F (71°C), Maximum Pressure: 125 PSI • NSF/ANSI Standard 61 & 372 Certified • CSA Standard B125.1 Certified			
0873C-05NL	1/2" x 3/4"	12	144



Contact your sales rep for any further information

Toll Free: 1-800-561-3164

boshart.com




Rev. 5.6



## SEDIMENT FAUCETS / BOILER DRAINS

Boshart's Sediment Faucets can be used to flush sediment build-up from pressure tanks. There are two designs, straight and angled, for when connecting a hose is required.

	Part No.	Size	Quantity	
			L1	L2
	<b>Straight Brass, Seat Material: Nitrile Rubber, Stem Packing Material: Nitrile Rubber, Black Cast Hand Wheel Handle</b> <b>MPT x GHT Connection</b> Temperature Range: Up to 180°F (82°C), Maximum Pressure: 125 PSI			
	<ul style="list-style-type: none"> <li>• NSF/ANSI 61 &amp; 372 Certified</li> <li>• CSA Standard B125.1 Certified</li> <li>• 0853-05NL has dual 1/2" MPT or 1/2" Copper inlet</li> </ul>			
	0853-05NL	1/2" x 3/4"	10	100
	0853-07NL	3/4"	10	100
	<b>Straight Brass, Seat Material: Nitrile Rubber, Stem Packing Material: Nitrile Rubber, Black Cast Hand Wheel Handle</b> <b>FPT x GHT Connection</b> Temperature Range: Up to 180°F (82°C), Maximum Pressure: 125 PSI			
	<ul style="list-style-type: none"> <li>• NSF/ANSI 61 &amp; 372 Certified</li> <li>• CSA Standard B125.1 Certified</li> </ul>			
	0853F-05NL	1/2" x 3/4"	10	100
	0853F-07NL	3/4"	10	100
	<b>Straight Brass, Seat Material: Nitrile Rubber, Stem Packing Material: Nitrile Rubber, Black Cast Hand Wheel Handle</b> <b>MPT x GHT Connection</b> Temperature Range: Up to 180°F (82°C), Maximum Pressure: 125 PSI			
	<ul style="list-style-type: none"> <li>• NSF / ANSI 61 &amp; 372 Certified</li> <li>• CSA B125.1 Certified</li> <li>• 0851-05 has dual 1/2" MPT or 1/2" Copper inlet</li> </ul>			
	0851-05	1/2" x 3/4"	10	100
	0851-07	3/4"	10	100
	<b>Straight Brass, Seat Material: Nitrile Rubber, Stem Packing Material: Nitrile Rubber, Black Cast Hand Wheel Handle</b> <b>Crimp PEX or MPT x GHT Connection</b> Temperature Range: Up to 180°F (82°C), Maximum Pressure: 125 PSI			
	<ul style="list-style-type: none"> <li>• NSF/ANSI 61 &amp; 372 Certified</li> <li>• CSA Standard B125.1 Certified</li> </ul>			
	0851P-05NL	1/2" x 3/4"	10	100
	<b>Straight Brass, Seat Material: Nitrile Rubber, Stem Packing Material: Nitrile Rubber, Blue Triangular Handle</b> <b>MPT x GHT Connection</b> Temperature Range: Up to 160°F (71°C), Maximum Pressure: 125 PSI			
	<ul style="list-style-type: none"> <li>• NSF/ANSI 372 Certified</li> <li>• CSA Standard B125.1 Certified</li> </ul>			
	0845SF-05NL	1/2" x 3/4"	10	100
	0845SF-07NL	3/4"	10	100
	<b>Angled Brass, Seat Material: Nitrile Rubber, Stem Packing Material: Nitrile Rubber, Blue Triangular Handle</b> <b>MPT x GHT Connection</b> Temperature Range: Up to 160°F (71°C), Maximum Pressure: 125 PSI			
	<ul style="list-style-type: none"> <li>• NSF/ANSI 372 Certified</li> <li>• CSA Standard B125.1 Certified</li> </ul>			
	0845SFA-05NL	1/2" x 3/4"	12	144
	0845SFA-07NL	3/4"	12	144
	<b>Straight Brass, Seat Material: Nitrile Rubber, Stem Packing Material: Nitrile Rubber, Zinc Plated Handle</b> <b>MPT x GHT Connection</b> Temperature Range: Up to 160°F (71°C), Maximum Pressure: 125 PSI			
	<ul style="list-style-type: none"> <li>• NSF/ANSI 372 Certified</li> <li>• CSA Standard B125.1 Certified</li> </ul>			
	0846SF-05NL	1/2" x 3/4"	10	100
	0846SF-07NL	3/4"	10	100








Contact your sales rep for any further information



Toll Free: 1-800-561-3164

boshart.com

## STOP / STOP & WASTE VALVES


Boshart's Stop / Stop & Waste Valves are excellent for anywhere a compact, economical shut off is required. These come in two options, with a drain hole and cap and without the drain.

	Part No.	Size	Quantity	
			L1	L2
	<b>Stop Brass, Seat Material: Nitrile Rubber, Black Cast Hand Wheel Handle FPT Connection</b>			
	Temperature Range: Up to 180°F (82°C), Maximum Pressure: 125 PSI			
	• NSF/ANSI 61 & 372 Certified • CSA Standard B125.1 Certified			
	0843-05NL	1/2"	10	100
	0843-07NL	3/4"	10	100
	<b>Stop Brass, Seat Material: Nitrile Rubber, Black Cast Hand Wheel Handle CxX Connection</b>			
	Temperature Range: Up to 180°F (82°C), Maximum Pressure: 125 PSI			
	• NSF/ANSI 61 & 372 Certified • CSA Standard B125.1 Certified			
	0843C-05NL	1/2"	10	100
	0843C-07NL	3/4"	10	100
	<b>Stop &amp; Waste Brass, Seat Material: Nitrile Rubber, Black Cast Hand Wheel Handle FPT Connection</b>			
	Temperature Range: Up to 180°F (82°C), Maximum Pressure: 125 PSI			
	• NSF/ANSI 61 & 372 Certified • CSA Standard B125.1 Certified			
	0844-05NL	1/2"	10	100
	0844-07NL	3/4"	10	100
	<b>Stop &amp; Waste Brass, Seat Material: Nitrile Rubber, Black Cast Hand Wheel Handle CxX Connection</b>			
	Temperature Range: Up to 180°F (82°C), Maximum Pressure: 125 PSI			
	• NSF/ANSI 61 & 372 Certified • CSA Standard B125.1 Certified			
	0844C-05NL	1/2"	10	100
	0844C-07NL	3/4"	10	100
	<b>Stop &amp; Waste Brass, Seat Material: Nitrile Rubber, Black Cast Hand Wheel Handle Comp Connection</b>			
	Temperature Range: Up to 180°F (82°C), Maximum Pressure: 125 PSI			
	• NSF/ANSI 61 & 372 Certified • CSA Standard B125.1 Certified			
Note: Can be used to make connections between Copper, Brass, Aluminum, Plastic, CPVC & Pex tubing. Not recommended for use with steel tubing, designed for use with tube manufactured to CTS-OD tubing.				
	0844CPR-05NL	1/2"	10	100
	0844CPR-07NL	3/4"	10	100



## CHROME PLATED NON-FREEZE LAWN FAUCETS

Boshart's Non-Freeze Lawn Faucets get installed through a wall and allow the water to drain back out of the valve so it won't freeze in the winter. This prevents winterizing and allows outdoor access to water year round.

	Part No.	Size	Length	Quantity		
				L1	L2	
	<b>Without Self Draining Vacuum Breaker Seat Material: Nitrile Rubber, Black Cast Hand Wheel Handle MPT or Copper x GHT Connection</b>					
	Temperature Range: Up to 120°F (49°C), Maximum Pressure: 125 PSI					
	• NSF/ANSI Standard 61 & 372 Certified • CSA Standard B125.1 Certified					
		0861-080NL	1/2" x 3/4"	8"	2	40
		0861-100NL	1/2" x 3/4"	10"	2	40
	0861-120NL	1/2" x 3/4"	12"	2	40	
	0861-140NL	1/2" x 3/4"	14"	2	40	

Contact your sales rep for any further information

Toll Free: 1-800-561-3164  
boshart.com

## CHROME PLATED NON-FREEZE LAWN FAUCETS

Part No.	Size	Length	Quantity	
			L1	L2



**With Self Draining Vacuum Breaker Seat Material: Viton, Black Cast Hand Wheel Handle  
MPT or Copper x GHT Connection**

Temperature Range: Up to 140°F (60°C), Maximum Pressure: 125 PSI

- 1/4 turn
- NSF/ANSI Standard 61 & 372 Certified
- CSA Standard B125.1 Certified
- ASSE Standard 1019 Certified

08QTWH05-040NL	1/2" x 3/4"	4"	2	40
08QTWH05-060NL	1/2" x 3/4"	6"	2	40
08QTWH05-080NL	1/2" x 3/4"	8"	2	40
08QTWH05-100NL	1/2" x 3/4"	10"	2	40
08QTWH05-120NL	1/2" x 3/4"	12"	2	40
08QTWH05-140NL	1/2" x 3/4"	14"	2	40



**With Self Draining Vacuum Breaker Seat Material: Viton, Black Cast Hand Wheel Handle  
PEX x GHT Connection**

Temperature Range: Up to 140°F (60°C), Maximum Pressure: 125 PSI

- 1/4 turn
- NSF/ANSI Standard 61 & 372 Certified
- CSA Standard B125.1 Certified
- ASSE Standard 1019 Certified

08QTWH05P-080NL	1/2" x 3/4"	8"	2	40
08QTWH05P-100NL	1/2" x 3/4"	10"	2	40
08QTWH05P-120NL	1/2" x 3/4"	12"	2	40
08QTWH05P-140NL	1/2" x 3/4"	14"	2	40



**With Self Draining Vacuum Breaker Seat Material: Viton, Black Cast Hand Wheel Handle  
MPT or FPT x GHT Connection**

Temperature Range: Up to 140°F (60°C), Maximum Pressure: 125 PSI

- 1/4 turn
- NSF/ANSI Standard 61 & 372 Certified
- CSA Standard B125.1 Certified
- ASSE Standard 1019 Certified

08QTWH07-100NL	3/4" or 1/2" x 3/4"	10"	2	40
08QTWH07-120NL	3/4" or 1/2" x 3/4"	12"	2	40
08QTWH07-140NL	3/4" or 1/2" x 3/4"	14"	2	40



**With Self Draining Vacuum Breaker Seat Material: Nitrile Rubber,  
Black Cast Hand Wheel Handle  
MPT or Copper x GHT Connection**

Temperature Range: Up to 140°F (60°C), Maximum Pressure: 125 PSI

0865-040	1/2" x 3/4"	4"	2	40
0865-060	1/2" x 3/4"	6"	2	40
0865-080	1/2" x 3/4"	8"	2	40
0865-100	1/2" x 3/4"	10"	2	40
0865-120	1/2" x 3/4"	12"	2	40
0865-140	1/2" x 3/4"	14"	2	40
0865-160	1/2" x 3/4"	16"	2	40
0865-180	1/2" x 3/4"	18"	2	40
0865-200	1/2" x 3/4"	20"	2	40
0865-220	1/2" x 3/4"	22"	2	40
0865-240	1/2" x 3/4"	24"	2	40




**With Self Draining Vacuum Breaker, Seat Material: Nitrile Rubber,  
Black Cast Hand Wheel Handle  
MPT or Copper x GHT Connection**

Temperature Range: Up to 140°F (60°C), Maximum Pressure: 125 PSI

- NSF/ANSI Standard 61 & 372 Certified
- CSA Standard B125.1 Certified
- ASSE Standard 1019 Certified

0865-040NL	1/2" x 3/4"	4"	2	40
0865-060NL	1/2" x 3/4"	6"	2	40
0865-080NL	1/2" x 3/4"	8"	2	40
0865-100NL	1/2" x 3/4"	10"	2	40
0865-120NL	1/2" x 3/4"	12"	2	40
0865-140NL	1/2" x 3/4"	14"	2	40



Contact your sales rep for any further information

Toll Free: 1-800-561-3164  
boshart.com

## CHROME PLATED NON-FREEZE LAWN FAUCETS

Part No.	Size	Length	Quantity	
			L1	L2



**With Self Draining Vacuum Breaker Seat Material: Nitrile Rubber,  
Black Cast Hand Wheel Handle  
PEX x GHT Connection**

Temperature Range: Up to 140°F (60°C), Maximum Pressure: 125 PSI

0865P-040	1/2" x 3/4"	4"	2	40
0865P-060	1/2" x 3/4"	6"	2	40
0865P-080	1/2" x 3/4"	8"	2	40
0865P-100	1/2" x 3/4"	10"	2	40
0865P-120	1/2" x 3/4"	12"	2	40
0865P-140	1/2" x 3/4"	14"	2	40



**With Self Draining Vacuum Breaker Seat Material: Nitrile Rubber,  
Black Cast Hand Wheel Handle  
PEX x GHT Connection**

Temperature Range: Up to 140°F (60°C), Maximum Pressure: 125 PSI

- NSF/ANSI Standard 61 & 372 Certified
- CSA Standard B125.1 Certified
- ASSE Standard 1019 Certified

0865P-040NL	1/2" x 3/4"	4"	2	40
0865P-060NL	1/2" x 3/4"	6"	2	40
0865P-080NL	1/2" x 3/4"	8"	2	40
0865P-100NL	1/2" x 3/4"	10"	2	40
0865P-120NL	1/2" x 3/4"	12"	2	40
0865P-140NL	1/2" x 3/4"	14"	2	40



## VACUUM BREAKERS

Vacuum Breakers install easily to any 3/4" hose faucet to provide back-siphonage protection. They feature a break-away set screw to make a permanent vandal-proof installation.

- CSA Standard B64.2 Certified
- ASSE Standard 1011 Certified

Part No.	Size	Quantity	
		L1	L2



**Manual Draining Brass,  
FGHT x MGHT Connection**

Temperature Range: Up to 180°F (82°C), Maximum Pressure: 125 PSI

0881-07	3/4"	10	200
---------	------	----	-----



**Manual Draining Brass,  
FGHT x MGHT Connection**

Temperature Range: Up to 180°F (82°C), Maximum Pressure: 125 PSI

0881-07NL	3/4"	10	200
-----------	------	----	-----



**Auto Draining Brass,  
FGHT x MGHT Connection**

Temperature Range: Up to 180°F (82°C), Maximum Pressure: 125 PSI

Self-drains when all hose attachments are removed, protecting the valve or faucet from freezing in colder weather.

0882-07NL	3/4"	10	200
-----------	------	----	-----



Contact your sales rep for any further information

Toll Free: 1-800-561-3164

boshart.com

Rev. 5.6

## CHROME PLATED SUPPLY STOPS











Supply stops are an excellent low pressure shut off valve generally found at the appliance. They come in different connections and configurations to meet all needs.

**Seat Material: PTFE, Stem Packing Material: EPDM,**

Temperature Range: Up to 180°F (82°C), Maximum Pressure: 125 PSI

- 1/4 Turn
- NSF/ANSI Standard 61 & 372 Certified
- CSA Standard B125.1 Certified
- Connections conform to the following standards
  - Threads ANSI/ASME B1.20.1
  - CxC ANSI B16.18

- CPVC ASTM D2846
- PEX ASTM F1807
- Push Fit ASSE 1061
- Compression SAE J512
- Cold Expansion ASTM F1960

	Part No.	Size	Connection Type	Quantity		
				L1	L2	
	<b>Angled</b>					
	08SVA-03FNL	3/8"	FPT x Comp	20	240	
	08SVA-05CEPNL	1/2" x 3/8"	Cold Expansion x Comp	20	240	
	08SVA-05CNL	1/2" x 3/8"	Copper x Comp	20	240	
	08SVA-05FNL	1/2" x 3/8"	FPT x Comp	20	240	
	08SVA-05PF02CPNL	1/2" x 1/4"	Push Fit x Comp	20	240	
	08SVA-05PFNL	1/2" x 3/8"	Push Fit x Comp	20	240	
	08SVA-05PNL	1/2" x 3/8"	PEX x Comp	20	240	
	08SVA-05VNL	1/2" x 3/8"	CPVC x Comp	20	240	
08SVA-58CPNL	5/8" x 3/8"	Comp	20	240		
	<b>Dual Outlet</b>					
	08SVD-05F03CPNL	1/2" x 3/8" x 3/8"	FPT x Comp	20	240	
08SVD-58CP03CPNL	5/8" x 3/8" x 3/8"	Comp	20	240		
	<b>Dual Outlet Dual Shut-Off</b>					
	08SVD-05F03CPNL	1/2" x 3/8"	FPT x Comp	10	120	
08SVD-58CP03CPNL	5/8" x 3/8"	Comp	10	120		
	<b>Straight</b>					
	08SVS-03FNL	3/8"	FPT x Comp	20	240	
	08SVS-05CEPNL	1/2" x 3/8"	Cold Expansion x Comp	20	240	
	08SVS-05CNL	1/2" x 3/8"	Copper x Comp	20	240	
	08SVS-05FNL	1/2" x 3/8"	FPT x Comp	20	240	
	08SVS-05P05PNL	1/2"	PEX	20	240	
	08SVS-05PFNL	1/2" x 3/8"	Push Fit x Comp	20	240	
	08SVS-05PNL	1/2" x 3/8"	PEX x Comp	20	240	
	08SVS-05VNL	1/2" x 3/8"	CPVC x Comp	20	240	
	08SVS-58CPNL	5/8" x 3/8"	Comp	20	240	
08SVS-RFNL	3/8"	Swivel Nut x CPR	20	240		
	<b>Tee</b>					
	08SVT-05PF02CPNL	1/2" x 1/4"	Push Fit x Comp	10	120	
08SVT-05PFNL	1/2" x 3/8"	Push Fit x Comp	10	120		

Contact your sales rep for any further information

Toll Free: 1-800-561-3164

boshart.com



## ICE MAKER CHROME PLATED SUPPLY STOPS



Supply stops are an excellent low pressure shut off valve generally found at appliances. They come in different connections and configurations to meet all needs.

Temperature Range: Up to 180°F (82°C), Maximum Pressure: 125 PSI

- 1/4 Turn
- NSF/ANSI Standard 61 & 372 Certified
- CSA Standard B125.1 Certified
- Connections conform to the following standards
  - Threads ANSI/ASME B1.20.1

- CxC ANSI B16.18
- Crimp PEX08sva end conform to ASTM F1807
- Compression SAE J512

Part No.	Size	Quantity		
		L1	L2	
<b>Ice Maker Copper x Comp</b>				
08SVA-05C02CPNL	1/2" x 1/4"	20	240	
<b>Ice Maker FPT x Comp</b>				
08SVA-05F02CPNL	1/2" x 1/4"	20	240	

Part No.	Size	Quantity		
		L1	L2	
<b>Ice Maker Crimp PEX x Compression</b>				
08SVA-05P02CPNL	1/2" x 1/4"	20	240	
<b>Ice Maker Comp</b>				
08SVA-58CP02CPNL	5/8" x 1/4"	20	240	

## WASHING MACHINE CHROME PLATED SUPPLY STOPS

Supply stops are an excellent low pressure shut off valve generally found at appliances. They come in different connections and configurations to meet all needs. These washing machine valves have color coded handles for hot and cold water supplies.

Temperature Range: Up to 180°F (82°C), Maximum Pressure: 125 PSI

- 1/4 Turn
- NSF/ANSI Standard 61 & 372 Certified
- CSA Standard B125.1 Certified
- Connections conform to the following standards
  - Threads ANSI/ASME B1.20.1

- CxC ANSI B16.18
- Crimp PEX end conforms to ASTM F1807
- Compression SAE J512



Part No.	Size	Quantity		
		L1	L2	
<b>Angled Blue Plastic Handle MPT or Comp x GHT</b>				
08SVAWMB-05MNL	1/2" x 3/4"	20	240	
<b>Angled Blue Plastic Handle Crimp PEX x GHT</b>				
08SVAWMB-05PNL	1/2" x 3/4"	20	240	
<b>Angled Blue Plastic Handle CPR x GHT</b>				
08SVAWMB-58CPNL	5/8" x 3/4"	20	240	

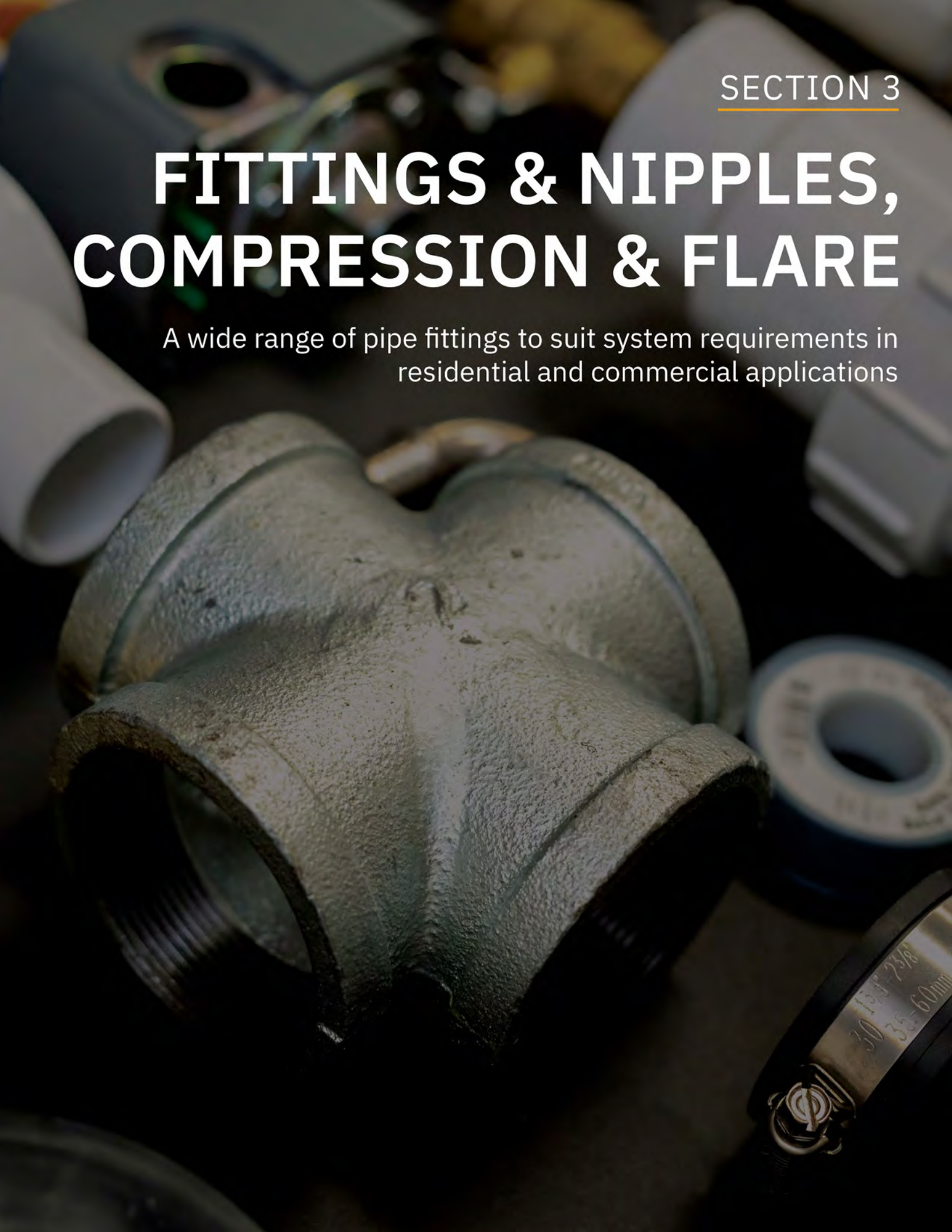
Part No.	Size	Quantity		
		L1	L2	
<b>Angled Red Plastic Handle MPT or Comp x GHT</b>				
08SVAWMR-05MNL	1/2" x 3/4"	20	240	
<b>Angled Red Plastic Handle Crimp PEX x GHT</b>				
08SVAWMR-05PNL	1/2" x 3/4"	20	240	
<b>Angled Red Plastic Handle CPR x GHT</b>				
08SVAWMR-58CPNL	5/8" x 3/4"	20	240	

Contact your sales rep for any further information

Toll Free: 1-800-561-3164  
boshart.com

# FITTINGS & NIPPLES, COMPRESSION & FLARE

A wide range of pipe fittings to suit system requirements in residential and commercial applications



## INDEX

Product Line	Page
Class 150 Malleable Iron Fittings	1
Class 300 Malleable Iron Fittings	10
Schedule 40 Malleable Pipe Nipples & Ready Cut Pipe	14
Schedule 80 Malleable Pipe Nipples	19
Schedule 40 Nipple Assortments	21
Ready Cut Pipe Racks	22
Galvanized Compression (Dresser) Couplings	23
Merchant Couplings	23
Malleable Iron Merchant Pipe Fittings	25
Cast Iron Companion Flanges	27
Companion Flange Bolt/Gasket Kits	28
Class 125 Cast Bronze Fittings	29
Class 125 No Lead Cast Bronze Fittings	31
Brass Nipples & Ready Cut Pipe	34
Solder & Drop Ear Fittings	36
Class 150 Bronze Companion Flanges	37
Class 150 Stainless Fittings	38
Schedule 40 Stainless Steel Nipples & Ready Cut Pipe	47
Flare Fittings	52
Compression Fittings	55
Hose Barb Fittings	58
Garden Hose Fittings	60
Dishwasher Hose Fitting	62
Hose Menders	62
Combination Nipples	63
Gas Connector Fittings	63
Gas Appliance Connectors	64
Tubing & Hose	66
Wall Mount / Floor Stand Frames	67
Dielectric Unions	69
Gray Magic Pipe Thread Compound	69
Thread Seal Tape	70
Push Fit Fittings	71
Plastic Quick Connect Fittings	72
Twistloc Fittings	73
Stainless Steel PEX Fittings	75
Stainless Steel Cold Expansion PEX Fittings	76
Polly-Alloy Crimp Pex Fittings	77
Polly-Alloy Cold Expansion Pex Fittings	78
Polly-Alloy Cold Expansion Pex Manifolds	79
PEX Accessories	80



## CLASS 150 BLACK MALLEABLE IRON FITTINGS

- Material Specifications
  - ANSI/ASTM A197 Cupola Malleable Iron Castings
- Dimensional Specifications
  - ANSI/ASME B16.3 Threaded Fittings
  - ANSI/ASME B16.14 Threaded Plugs, Bushings & Locknuts
  - ANSI/ASME B16.39 Threaded Unions

- Thread Specifications
  - ANSI/ASME B1.20.1 Pipe Threads
- UL Manufactured
- FM Standard 1920
- CRNs are available

Part No.	Size	Quantity	
		L1	L2

**Bushing - MPT x FPT**  
† Inside Head \* Octagon Head



2-BLB-0201	1/4" x 1/8"	100	1200
2-BLB-0301	3/8" x 1/8"	100	600
2-BLB-0302	3/8" x 1/4"	100	600
2-BLB-0501	1/2" x 1/8"	150	600
2-BLB-0502	1/2" x 1/4"	100	600
2-BLB-0503	1/2" x 3/8"	100	600
2-BLB-0701	3/4" x 1/8"	50	300
2-BLB-0702	3/4" x 1/4"	50	300
2-BLB-0703	3/4" x 3/8"	50	300
2-BLB-0705	3/4" x 1/2"	50	300
2-BLB-1001 †	1" x 1/8"	50	200
2-BLB-1002 †	1" x 1/4"	50	200
2-BLB-1003 †	1" x 3/8"	50	200
2-BLB-1005	1" x 1/2"	50	200
2-BLB-1007	1" x 3/4"	50	200
2-BLB-1202 †	1-1/4" x 1/4"	30	120
2-BLB-1203 †	1-1/4" x 3/8"	30	120
2-BLB-1205 †	1-1/4" x 1/2"	30	120
2-BLB-1207	1-1/4" x 3/4"	30	120
2-BLB-1210	1-1/4" x 1"	30	120
2-BLB-1501 †	1-1/2" x 1/8"	25	75
2-BLB-1502 †	1-1/2" x 1/4"	25	75
2-BLB-1503 †	1-1/2" x 3/8"	25	75
2-BLB-1505 †	1-1/2" x 1/2"	25	75
2-BLB-1507 †	1-1/2" x 3/4"	25	75
2-BLB-1510	1-1/2" x 1"	25	75
2-BLB-1512	1-1/2" x 1-1/4"	25	75
2-BLB-2002 †	2" x 1/4"	20	60
2-BLB-2003 †	2" x 3/8"	20	60
2-BLB-2005 †	2" x 1/2"	20	60
2-BLB-2007 †	2" x 3/4"	20	60
2-BLB-2010 †	2" x 1"	20	60
2-BLB-2012 *	2" x 1-1/4"	20	60
2-BLB-2015 *	2" x 1-1/2"	20	60
2-BLB-2505 †	2-1/2" x 1/2"	50	
2-BLB-2507	2-1/2" x 3/4"	50	
2-BLB-2510 †	2-1/2" x 1"	24	
2-BLB-2512 †	2-1/2" x 1-1/4"	24	
2-BLB-2515 *	2-1/2" x 1-1/2"	28	
2-BLB-2520 *	2-1/2" x 2"	32	
2-BLB-3005 †	3" x 1/2"	20	
2-BLB-3007 †	3" x 3/4"	20	
2-BLB-3010 †	3" x 1"	20	
2-BLB-3012 †	3" x 1-1/4"	20	
2-BLB-3015 †	3" x 1-1/2"	20	
2-BLB-3020 *	3" x 2"	20	
2-BLB-3025 *	3" x 2-1/2"	20	
2-BLB-3520 †	3 1/2" x 2"	10	

Part No.	Size	Quantity	
		L1	L2

2-BLB-3530 *	3" 1/2" x 3"	10	
2-BLB-4007	4" x 3/4"	10	
2-BLB-4010 †	4" x 1"	10	
2-BLB-4012 †	4" x 1-1/4"	10	
2-BLB-4015 †	4" x 1-1/2"	10	
2-BLB-4020 †	4" x 2"	10	
2-BLB-4025 †	4" x 2-1/2"	10	
2-BLB-4030	4" x 3"	10	
2-BLB-5020 †	5" x 2"	10	
2-BLB-5030 †	5" x 3"	5	10
2-BLB-5040 *	5" x 4"	5	10
2-BLB-6030 †	6" x 3"	8	
2-BLB-6040 *	6" x 4"	8	
2-BLB-6050 *	6" x 5"	8	

**Cap - FPT**



2-BLCA-01	1/8"	100	1200
2-BLCA-02	1/4"	200	800
2-BLCA-03	3/8"	50	600
2-BLCA-05	1/2"	50	300
2-BLCA-07	3/4"	40	240
2-BLCA-10	1"	50	200
2-BLCA-12	1-1/4"	25	100
2-BLCA-15	1-1/2"	25	75
2-BLCA-20	2"	18	54
2-BLCA-25	2-1/2"	30	
2-BLCA-30	3"	20	
2-BLCA-40	4"	14	
2-BLCA-50	5"	4	
2-BLCA-60	6"	2	

**Coupling - FPT**



2-BLC-01	1/8"	60	720
2-BLC-02	1/4"	40	480
2-BLC-03	3/8"	50	300
2-BLC-05	1/2"	60	240
2-BLC-07	3/4"	50	150
2-BLC-10	1"	25	75
2-BLC-12	1-1/4"	32	64
2-BLC-15	1-1/2"	18	36
2-BLC-20	2"	12	24
2-BLC-25	2-1/2"	16	
2-BLC-30	3"	12	
2-BLC-40	4"	7	
2-BLC-50	5"	4	
2-BLC-60	6"	2	

MALLEABLE FITTINGS & NIPPLES

Contact your sales rep for any further information

**Toll Free: 1-800-561-3164**  
boshart.com

## CLASS 150 BLACK MALLEABLE IRON FITTINGS

Part No. Size Quantity  
L1 L2

### Reducing Coupling - FPT



2-BLRC-0201	1/4" x 1/8"	35	420
2-BLRC-0301	3/8" x 1/8"	30	360
2-BLRC-0302	3/8" x 1/4"	30	360
2-BLRC-0501	1/2" x 1/8"	50	300
2-BLRC-0502	1/2" x 1/4"	50	300
2-BLRC-0503	1/2" x 3/8"	40	240
2-BLRC-0701	3/4" x 1/8"	30	180
2-BLRC-0702	3/4" x 1/4"	30	180
2-BLRC-0703	3/4" x 3/8"	30	180
2-BLRC-0705	3/4" x 1/2"	60	180
2-BLRC-1002	1" x 1/4"	40	120
2-BLRC-1003	1" x 3/8"	40	120
2-BLRC-1005	1" x 1/2"	25	100
2-BLRC-1007	1" x 3/4"	25	100
2-BLRC-1203	1-1/4" x 3/8"	25	75
2-BLRC-1205	1-1/4" x 1/2"	25	75
2-BLRC-1207	1-1/4" x 3/4"	25	75
2-BLRC-1210	1-1/4" x 1"	20	60
2-BLRC-1503	1-1/2" x 3/8"	20	60
2-BLRC-1505	1-1/2" x 1/2"	20	60
2-BLRC-1507	1-1/2" x 3/4"	30	60
2-BLRC-1510	1-1/2" x 1"	25	50
2-BLRC-1512	1-1/2" x 1-1/4"	24	48
2-BLRC-2003	2" x 3/8"	21	42
2-BLRC-2005	2" x 1/2"	21	42
2-BLRC-2007	2" x 3/4"	21	42
2-BLRC-2010	2" x 1"	21	42
2-BLRC-2012	2" x 1-1/4"	14	28
2-BLRC-2015	2" x 1-1/2"	12	24
2-BLRC-2507	2-1/2" x 3/4"	16	
2-BLRC-2510	2-1/2" x 1"	16	
2-BLRC-2512	2-1/2" x 1-1/4"	16	
2-BLRC-2515	2-1/2" x 1-1/2"	16	
2-BLRC-2520	2-1/2" x 2"	20	
2-BLRC-3007	3" x 3/4"	12	
2-BLRC-3010	3" x 1"	12	
2-BLRC-3012	3" x 1-1/4"	12	
2-BLRC-3015	3" x 1-1/2"	12	
2-BLRC-3020	3" x 2"	12	
2-BLRC-3025	3" x 2-1/2"	12	
2-BLRC-4010	4" x 1"	9	
2-BLRC-4012	4" x 1-1/4"	9	
2-BLRC-4015	4" x 1-1/2"	9	
2-BLRC-4020	4" x 2"	9	
2-BLRC-4025	4" x 2-1/2"	9	
2-BLRC-4030	4" x 3"	8	
2-BLRC-5040	5" x 4"	2	
2-BLRC-6030	6" x 3"	2	
2-BLRC-6040	6" x 4"	2	

Part No. Size Quantity  
L1 L2

### Cross - FPT



2-BLCR-01	1/8"	60	180
2-BLCR-02	1/4"	80	240
2-BLCR-03	3/8"	60	120
2-BLCR-05	1/2"	45	90
2-BLCR-07	3/4"	30	60
2-BLCR-10	1"	16	32
2-BLCR-12	1-1/4"	9	18
2-BLCR-15	1-1/2"	8	16
2-BLCR-20	2"	5	10
2-BLCR-25	2-1/2"	6	
2-BLCR-30	3"	4	
2-BLCR-40	4"	2	

### 45° Elbow - FPT



2-BLE4-01	1/8"	50	600
2-BLE4-02	1/4"	35	420
2-BLE4-03	3/8"	50	300
2-BLE4-05	1/2"	50	200
2-BLE4-07	3/4"	40	120
2-BLE4-10	1"	20	60
2-BLE4-12	1-1/4"	20	40
2-BLE4-15	1-1/2"	15	30
2-BLE4-20	2"	9	18
2-BLE4-25	2-1/2"	15	
2-BLE4-30	3"	10	
2-BLE4-40	4"	6	
2-BLE4-60	6"	2	

### 90° Elbow - FPT



2-BLE-01	1/8"	50	600
2-BLE-02	1/4"	35	420
2-BLE-03	3/8"	45	270
2-BLE-05	1/2"	50	200
2-BLE-07	3/4"	30	90
2-BLE-10	1"	20	60
2-BLE-12	1-1/4"	20	40
2-BLE-15	1-1/2"	10	20
2-BLE-20	2"	8	16
2-BLE-25	2-1/2"	15	
2-BLE-30	3"	10	
2-BLE-40	4"	5	
2-BLE-50	5"	2	
2-BLE-60	6"	2	

Contact your sales rep for any further information

Toll Free: 1-800-561-3164

boshart.com

Rev. 5.7

## CLASS 150 BLACK MALLEABLE IRON FITTINGS

Part No.      Size      Quantity  
L1    L2

### Reducing 90° Elbow - FPT



2-BLRE-0201	1/4" x 1/8"	60	360
2-BLRE-0301	3/8" x 1/8"	60	360
2-BLRE-0302	3/8" x 1/4"	60	360
2-BLRE-0501	1/2" x 1/8"	40	240
2-BLRE-0502	1/2" x 1/4"	40	240
2-BLRE-0503	1/2" x 3/8"	50	200
2-BLRE-0701	3/4" x 1/8"	50	150
2-BLRE-0702	3/4" x 1/4"	50	150
2-BLRE-0703	3/4" x 3/8"	50	150
2-BLRE-0705	3/4" x 1/2"	40	120
2-BLRE-1002	1" x 1/4"	30	90
2-BLRE-1003	1" x 3/8"	30	90
2-BLRE-1005	1" x 1/2"	30	90
2-BLRE-1007	1" x 3/4"	30	90
2-BLRE-1205	1-1/4" x 1/2"	30	60
2-BLRE-1207	1-1/4" x 3/4"	30	60
2-BLRE-1210	1-1/4" x 1"	20	40
2-BLRE-1505	1-1/2" x 1/2"	15	45
2-BLRE-1507	1-1/2" x 3/4"	23	46
2-BLRE-1510	1-1/2" x 1"	20	40
2-BLRE-1512	1-1/2" x 1-1/4"	15	30
2-BLRE-2005	2" x 1/2"	15	30
2-BLRE-2007	2" x 3/4"	15	30
2-BLRE-2010	2" x 1"	14	28
2-BLRE-2012	2" x 1-1/4"	10	20
2-BLRE-2015	2" x 1-1/2"	10	20
2-BLRE-2507	2-1/2" x 3/4"	16	
2-BLRE-2510	2-1/2" x 1"	16	
2-BLRE-2512	2-1/2" x 1-1/4"	15	
2-BLRE-2515	2-1/2" x 1-1/2"	15	
2-BLRE-2520	2-1/2" x 2"	15	
2-BLRE-3010	3" x 1"	10	
2-BLRE-3015	3" x 1-1/2"	10	
2-BLRE-3020	3" x 2"	10	
2-BLRE-3025	3" x 2-1/2"	10	
2-BLRE-4020	4" x 2"	5	
2-BLRE-4025	4" x 2-1/2"	5	
2-BLRE-4030	4" x 3"	5	

### 45° Street Elbow - FPT x MPT



2-BLSE4-01	1/8"	50	600
2-BLSE4-02	1/4"	35	420
2-BLSE4-03	3/8"	45	270
2-BLSE4-05	1/2"	100	200
2-BLSE4-07	3/4"	60	120
2-BLSE4-10	1"	30	60
2-BLSE4-12	1-1/4"	20	40
2-BLSE4-15	1-1/2"	15	30
2-BLSE4-20	2"	9	18
2-BLSE4-25	2-1/2"	13	
2-BLSE4-30	3"	8	
2-BLSE4-40	4"	6	

Part No.      Size      Quantity  
L1    L2

### 90° Street Elbow - FPT x MPT



2-BLSE-01	1/8"	50	600
2-BLSE-02	1/4"	35	420
2-BLSE-03	3/8"	40	240
2-BLSE-05	1/2"	60	180
2-BLSE-07	3/4"	30	90
2-BLSE-10	1"	30	60
2-BLSE-12	1-1/4"	20	40
2-BLSE-15	1-1/2"	13	26
2-BLSE-20	2"	7	14
2-BLSE-25	2-1/2"	12	
2-BLSE-30	3"	8	
2-BLSE-40	4"	4	

### Extension Piece - FPT x MPT



2-BLXP-05	1/2"	50	300
2-BLXP-07	3/4"	60	180
2-BLXP-10	1"	45	90
2-BLXP-12	1-1/4"	60	60
2-BLXP-15	1-1/2"	35	35
2-BLXP-20	2"	15	30

### Floor Flange - FPT



2-BLFF-05	1/2"	25	100
2-BLFF-07	3/4"	20	80
2-BLFF-10	1"	20	60
2-BLFF-12	1-1/4"	15	45
2-BLFF-15	1-1/2"	12	36
2-BLFF-20	2"	8	24

### Locknut - FPT



2-BLLN-05	1/2"	100	600
2-BLLN-07	3/4"	50	300
2-BLLN-10	1"	60	240
2-BLLN-12	1-1/4"	30	120
2-BLLN-15	1-1/2"	25	100

Contact your sales rep for any further information

Toll Free: 1-800-561-3164

boshart.com

## CLASS 150 BLACK MALLEABLE IRON FITTINGS

Part No. Size Quantity  
L1 L2

### Plug - MPT



2-BLP-01	1/8"	90	1080
2-BLP-02	1/4"	75	900
2-BLP-03	3/8"	45	540
2-BLP-05	1/2"	40	480
2-BLP-07	3/4"	25	300
2-BLP-10	1"	40	160
2-BLP-12	1-1/4"	25	100
2-BLP-15	1-1/2"	24	72
2-BLP-20	2"	15	45
2-BLP-25	2-1/2"	40	
2-BLP-30	3"	30	
2-BLP-40	4"	8	
2-BLP-50	5"	10	
2-BLP-60	6"	2	8

### Bar Plug - MPT



2-BLP-50-BAR	5"	10	
--------------	----	----	--

### Solid Plug - MPT



2-BLPS-01	1/8"	90	1080
2-BLPS-02	1/4"	75	900
2-BLPS-03	3/8"	45	540
2-BLPS-05	1/2"	40	480
2-BLPS-07	3/4"	25	300
2-BLPS-10	1"	40	160
2-BLPS-12	1-1/4"	25	100
2-BLPS-15	1-1/2"	24	72
2-BLPS-20	2"	15	45
2-BLPS-25	2-1/2"	30	
2-BLPS-30	3"	20	
2-BLPS-40	4"	8	

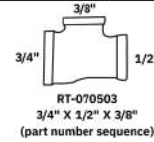
### Tee - FPT



2-BLT-01	1/8"	75	450
2-BLT-02	1/4"	50	300
2-BLT-03	3/8"	45	180
2-BLT-05	1/2"	40	120
2-BLT-07	3/4"	35	70
2-BLT-10	1"	20	40
2-BLT-12	1-1/4"	14	28
2-BLT-15	1-1/2"	11	22
2-BLT-20	2"	6	12
2-BLT-25	2-1/2"	14	
2-BLT-30	3"	6	
2-BLT-40	4"	4	
2-BLT-50	5"	2	
2-BLT-60	6"	2	

Part No. Size Quantity  
L1 L2

### Reducing Tee - FPT



2-BLRT-020201	1/4" x 1/4" x 1/8"	45	180
2-BLRT-030301	3/8" x 3/8" x 1/8"	45	180
2-BLRT-030302	3/8" x 3/8" x 1/4"	45	180
2-BLRT-050501	1/2" x 1/2" x 1/8"	50	200
2-BLRT-050502	1/2" x 1/2" x 1/4"	50	200
2-BLRT-050503	1/2" x 1/2" x 3/8"	45	180
2-BLRT-050507	1/2" x 1/2" x 3/4"	45	90
2-BLRT-050510	1/2" x 1/2" x 1"	30	60
2-BLRT-070505	3/4" x 1/2" x 1/2"	45	90
2-BLRT-070507	3/4" x 1/2" x 3/4"	45	90
2-BLRT-070510	3/4" x 1/2" x 1"	25	50
2-BLRT-070702	3/4" x 3/4" x 1/4"	50	100
2-BLRT-070703	3/4" x 3/4" x 3/8"	30	120
2-BLRT-070705	3/4" x 3/4" x 1/2"	45	90
2-BLRT-070710	3/4" x 3/4" x 1"	25	50
2-BLRT-100505	1" x 1/2" x 1/2"	30	60
2-BLRT-100507	1" x 1/2" x 3/4"	25	50
2-BLRT-100510	1" x 1/2" x 1"	30	60
2-BLRT-100705	1" x 3/4" x 1/2"	25	50
2-BLRT-100707	1" x 3/4" x 3/4"	25	50
2-BLRT-100710	1" x 3/4" x 1"	25	50
2-BLRT-101002	1" x 1" x 1/4"	30	60
2-BLRT-101003	1" x 1" x 3/8"	35	70
2-BLRT-101005	1" x 1" x 1/2"	35	70
2-BLRT-101007	1" x 1" x 3/4"	30	60
2-BLRT-101012	1" x 1" x 1-1/4"	18	36
2-BLRT-101015	1" x 1" x 1-1/2"	13	26
2-BLRT-101020	1" x 1" x 2"	9	18
2-BLRT-120505	1-1/4" x 1/2" x 1/2"	18	36
2-BLRT-120507	1-1/4" x 1/2" x 3/4"	18	36
2-BLRT-120510	1-1/4" x 1/2" x 1"	18	36
2-BLRT-120512	1-1/4" x 1/2" x 1-1/4"	9	36
2-BLRT-120705	1-1/4" x 3/4" x 1/2"	18	36
2-BLRT-120707	1-1/4" x 3/4" x 3/4"	18	36
2-BLRT-120710	1-1/4" x 3/4" x 1"	18	36
2-BLRT-120712	1-1/4" x 3/4" x 1-1/4"	18	36
2-BLRT-121005	1-1/4" x 1" x 1/2"	18	36
2-BLRT-121007	1-1/4" x 1" x 3/4"	18	36
2-BLRT-121010	1-1/4" x 1" x 1"	18	36
2-BLRT-121012	1-1/4" x 1" x 1-1/4"	18	36
2-BLRT-121015	1-1/4" x 1" x 1-1/2"	16	32
2-BLRT-121202	1-1/4" x 1-1/4" x 1/4"	16	32
2-BLRT-121203	1-1/4" x 1-1/4" x 3/8"	16	32
2-BLRT-121205	1-1/4" x 1-1/4" x 1/2"	18	36
2-BLRT-121207	1-1/4" x 1-1/4" x 3/4"	18	36
2-BLRT-121210	1-1/4" x 1-1/4" x 1"	18	36
2-BLRT-121215	1-1/4" x 1-1/4" x 1-1/2"	11	22
2-BLRT-121220	1-1/4" x 1-1/4" x 2"	8	16
2-BLRT-150507	1-1/2" x 1/2" x 3/4"	15	30
2-BLRT-150510	1-1/2" x 1/2" x 1"	13	26
2-BLRT-150512	1-1/2" x 1/2" x 1-1/4"	13	26
2-BLRT-150515	1-1/2" x 1/2" x 1-1/2"	13	26
2-BLRT-150705	1-1/2" x 3/4" x 1/2"	13	26
2-BLRT-150707	1-1/2" x 3/4" x 3/4"	13	26
2-BLRT-150712	1-1/2" x 3/4" x 1-1/4"	11	22
2-BLRT-150715	1-1/2" x 3/4" x 1-1/2"	13	26
2-BLRT-151007	1-1/2" x 1" x 3/4"	18	36
2-BLRT-151010	1-1/2" x 1" x 1"	13	26
2-BLRT-151012	1-1/2" x 1" x 1-1/4"	11	22
2-BLRT-151015	1-1/2" x 1" x 1-1/2"	13	26
2-BLRT-151205	1-1/2" x 1-1/4" x 1/2"	11	22

Contact your sales rep for any further information

Toll Free: 1-800-561-3164

boshart.com

Rev. 5.7

## CLASS 150 BLACK MALLEABLE IRON FITTINGS

Part No.	Size	Quantity	
		L1	L2
2-BLRT-151207	1-1/2" x 1-1/4" x 3/4"	11	22
2-BLRT-151210	1-1/2" x 1-1/4" x 1"	11	22
2-BLRT-151212	1-1/2" x 1-1/4" x 1-1/4"	11	22
2-BLRT-151215	1-1/2" x 1-1/4" x 1-1/2"	11	22
2-BLRT-151220	1-1/2" x 1-1/4" x 2"	8	16
2-BLRT-151505	1-1/2" x 1-1/2" x 1/2"	18	36
2-BLRT-151507	1-1/2" x 1-1/2" x 3/4"	15	30
2-BLRT-151510	1-1/2" x 1-1/2" x 1"	13	26
2-BLRT-151512	1-1/2" x 1-1/2" x 1-1/4"	13	26
2-BLRT-151520	1-1/2" x 1-1/2" x 2"	8	16
2-BLRT-200520	2" x 1/2" x 2"	10	20
2-BLRT-200720	2" x 3/4" x 2"	9	18
2-BLRT-201010	2" x 1" x 1"	9	18
2-BLRT-201015	2" x 1" x 1-1/2"	9	18
2-BLRT-201020	2" x 1" x 2"	9	18
2-BLRT-201210	2" x 1-1/4" x 1"	8	16
2-BLRT-201212	2" x 1-1/4" x 1-1/4"	8	16
2-BLRT-201215	2" x 1-1/4" x 1-1/2"	8	16
2-BLRT-201220	2" x 1-1/4" x 2"	8	16
2-BLRT-201507	2" x 1-1/2" x 3/4"	8	16
2-BLRT-201510	2" x 1-1/2" x 1"	8	16
2-BLRT-201512	2" x 1-1/2" x 1-1/4"	8	16
2-BLRT-201515	2" x 1-1/2" x 1-1/2"	8	16
2-BLRT-201520	2" x 1-1/2" x 2"	8	16
2-BLRT-202005	2" x 2" x 1/2"	10	20
2-BLRT-202007	2" x 2" x 3/4"	9	18
2-BLRT-202010	2" x 2" x 1"	9	18
2-BLRT-202012	2" x 2" x 1-1/4"	9	18
2-BLRT-202015	2" x 2" x 1-1/2"	9	18
2-BLRT-202025	2" x 2" x 2-1/2"	10	
2-BLRT-251525	2-1/2" x 1-1/2" x 2-1/2"	10	
2-BLRT-252020	2-1/2" x 2" x 2"	10	
2-BLRT-252025	2-1/2" x 2" x 2-1/2"	10	
2-BLRT-252505	2-1/2" x 2-1/2" x 1/2"	10	
2-BLRT-252507	2-1/2" x 2-1/2" x 3/4"	10	
2-BLRT-252510	2-1/2" x 2-1/2" x 1"	10	
2-BLRT-252512	2-1/2" x 2-1/2" x 1-1/4"	10	
2-BLRT-252515	2-1/2" x 2-1/2" x 1-1/2"	10	
2-BLRT-252520	2-1/2" x 2-1/2" x 2"	10	
2-BLRT-302020	3" x 2" x 2"	6	
2-BLRT-302030	3" x 2" x 3"	6	
2-BLRT-303005	3" x 3" x 1/2"	12	
2-BLRT-303007	3" x 3" x 3/4"	12	
2-BLRT-303010	3" x 3" x 1"	12	
2-BLRT-303012	3" x 3" x 1-1/4"	12	
2-BLRT-303015	3" x 3" x 1-1/2"	12	
2-BLRT-303020	3" x 3" x 2"	6	
2-BLRT-303025	3" x 3" x 2-1/2"	6	
2-BLRT-404010	4" x 4" x 1"	4	
2-BLRT-404012	4" x 4" x 1-1/4"	4	
2-BLRT-404015	4" x 4" x 1-1/2"	4	
2-BLRT-404020	4" x 4" x 2"	4	
2-BLRT-404025	4" x 4" x 2-1/2"	4	
2-BLRT-404030	4" x 4" x 3"	4	

Part No.	Size	Quantity	
		L1	L2

### Street Tee - MPT x FPT x FPT



2-BLST-05	1/2"	25	150
2-BLST-07	3/4"	25	100
2-BLST-10	1"	20	60
2-BLST-12	1-1/4"	20	40
2-BLST-15	1-1/2"	15	30
2-BLST-20	2"	20	20

### Union - FPT



2-BLU-01	1/8"	30	180
2-BLU-02	1/4"	30	180
2-BLU-03	3/8"	35	140
2-BLU-05	1/2"	30	120
2-BLU-07	3/4"	25	75
2-BLU-10	1"	30	60
2-BLU-12	1-1/4"	18	36
2-BLU-15	1-1/2"	12	24
2-BLU-20	2"	8	16
2-BLU-25	2-1/2"	10	
2-BLU-30	3"	10	
2-BLU-40	4"	6	
2-BLU-60	6"	2	

MALLEABLE FITTINGS  
& NIPPLES

Contact your sales rep for any further information

Toll Free: 1-800-561-3164  
boshart.com

## CLASS 150 GALVANIZED MALLEABLE IRON FITTINGS

- Material Specifications
  - ANSI/ASTM A197 Cupola Malleable Iron Castings
  - ASTM A153 Zinc Coating
- Dimensional Specifications
  - ANSI/ASME B16.3 Threaded Fittings
  - ANSI/ASME B16.14 Threaded Plugs, Bushings & Locknuts
  - ANSI/ASME B16.39 Threaded Unions

- Thread Specifications
  - ANSI/ASME B1.20.1 Pipe Threads
- UL Manufactured
- FM Standard 1920
- NSF/ANSI 61 & 372 Certified
- CRNs are available



Part No. Size Quantity  
L1 L2



**Bushing - MPT x FPT**  
† Inside Head \* Octagon Head

2-GB-0201	1/4" x 1/8"	100	1200
2-GB-0301	3/8" x 1/8"	100	600
2-GB-0302	3/8" x 1/4"	100	600
2-GB-0501	1/2" x 1/8"	150	600
2-GB-0502	1/2" x 1/4"	100	600
2-GB-0503	1/2" x 3/8"	100	600
2-GB-0701	3/4" x 1/8"	50	300
2-GB-0702	3/4" x 1/4"	50	300
2-GB-0703	3/4" x 3/8"	50	300
2-GB-0705	3/4" x 1/2"	50	300
2-GB-1001 †	1" x 1/8"	50	200
2-GB-1002 †	1" x 1/4"	50	200
2-GB-1003 †	1" x 3/8"	50	200
2-GB-1005	1" x 1/2"	50	200
2-GB-1007	1" x 3/4"	50	200
2-GB-1202 †	1-1/4" x 1/4"	30	120
2-GB-1203 †	1-1/4" x 3/8"	30	120
2-GB-1205 †	1-1/4" x 1/2"	30	120
2-GB-1207	1-1/4" x 3/4"	30	120
2-GB-1210	1-1/4" x 1"	30	120
2-GB-1502 †	1-1/2" x 1/4"	25	75
2-GB-1503 †	1-1/2" x 3/8"	25	75
2-GB-1505 †	1-1/2" x 1/2"	25	75
2-GB-1507 †	1-1/2" x 3/4"	25	75
2-GB-1510	1-1/2" x 1"	25	75
2-GB-1512	1-1/2" x 1-1/4"	25	75
2-GB-2002 †	2" x 1/4"	20	60
2-GB-2003 †	2" x 3/8"	20	60
2-GB-2005 †	2" x 1/2"	20	60
2-GB-2007 †	2" x 3/4"	20	60
2-GB-2010 †	2" x 1"	20	60
2-GB-2012 *	2" x 1-1/4"	20	60
2-GB-2015 *	2" x 1-1/2"	20	60
2-GB-2505 †	2-1/2" x 1/2"	50	
2-GB-2507	2-1/2" x 3/4"	50	
2-GB-2510 †	2-1/2" x 1"	24	
2-GB-2512 †	2-1/2" x 1-1/4"	24	
2-GB-2515 *	2-1/2" x 1-1/2"	28	
2-GB-2520 *	2-1/2" x 2"	32	
2-GB-3005 †	3" x 1/2"	20	
2-GB-3010 †	3" x 1"	20	
2-GB-3012 †	3" x 1-1/4"	20	
2-GB-3015 †	3" x 1-1/2"	20	
2-GB-3020 *	3" x 2"	20	
2-GB-3025 *	3" x 2-1/2"	20	
2-GB-4010 †	4" x 1"	10	

Part No. Size Quantity  
L1 L2

2-GB-4012 †	4" x 1-1/4"	10	
2-GB-4015 †	4" x 1-1/2"	10	
2-GB-4020 †	4" x 2"	10	
2-GB-4025 †	4" x 2-1/2"	10	
2-GB-4030	4" x 3"	10	
2-GB-5030 †	5" x 3"	5	10
2-GB-5040 *	5" x 4"	5	10
2-GB-6030 *	6" x 3"	2	8
2-GB-6040	6" x 4"	2	8
2-GB-6050 *	6" x 5"	2	8

**Cap - FPT**



2-GCA-01	1/8"	100	1200
2-GCA-02	1/4"	200	800
2-GCA-03	3/8"	50	600
2-GCA-05	1/2"	50	300
2-GCA-07	3/4"	40	240
2-GCA-10	1"	50	200
2-GCA-12	1-1/4"	25	100
2-GCA-15	1-1/2"	25	75
2-GCA-20	2"	18	54
2-GCA-25	2-1/2"	30	
2-GCA-30	3"	20	
2-GCA-40	4"	14	
2-GCA-50	5"	4	
2-GCA-60	6"	2	

**Coupling - FPT**



2-GC-01	1/8"	60	720
2-GC-02	1/4"	40	480
2-GC-03	3/8"	50	300
2-GC-05	1/2"	60	240
2-GC-07	3/4"	50	150
2-GC-10	1"	25	75
2-GC-12	1-1/4"	32	64
2-GC-15	1-1/2"	18	36
2-GC-20	2"	12	24
2-GC-25	2-1/2"	16	
2-GC-30	3"	12	
2-GC-40	4"	7	
2-GC-50	5"	4	
2-GC-60	6"	2	

Contact your sales rep for any further information

Toll Free: 1-800-561-3164

boshart.com

Rev. 5.7

## CLASS 150 GALVANIZED MALLEABLE IRON FITTINGS

Part No.                      Size                      Quantity  
L1    L2

**Reducing Coupling - FPT**



2-GRC-0201	1/4" x 1/8"	35	420
2-GRC-0301	3/8" x 1/8"	30	360
2-GRC-0302	3/8" x 1/4"	30	360
2-GRC-0501	1/2" x 1/8"	50	300
2-GRC-0502	1/2" x 1/4"	50	300
2-GRC-0503	1/2" x 3/8"	40	240
2-GRC-0701	3/4" x 1/8"	30	180
2-GRC-0702	3/4" x 1/4"	30	180
2-GRC-0703	3/4" x 3/8"	30	180
2-GRC-0705	3/4" x 1/2"	60	180
2-GRC-1002	1" x 1/4"	40	120
2-GRC-1003	1" x 3/8"	40	120
2-GRC-1005	1" x 1/2"	25	100
2-GRC-1007	1" x 3/4"	25	100
2-GRC-1203	1-1/4" x 3/8"	25	75
2-GRC-1205	1-1/4" x 1/2"	25	75
2-GRC-1207	1-1/4" x 3/4"	25	75
2-GRC-1210	1-1/4" x 1"	20	60
2-GRC-1505	1-1/2" x 1/2"	20	60
2-GRC-1507	1-1/2" x 3/4"	30	60
2-GRC-1510	1-1/2" x 1"	25	50
2-GRC-1512	1-1/2" x 1-1/4"	24	48
2-GRC-2005	2" x 1/2"	21	42
2-GRC-2007	2" x 3/4"	21	42
2-GRC-2010	2" x 1"	21	42
2-GRC-2012	2" x 1-1/4"	14	28
2-GRC-2015	2" x 1-1/2"	12	24
2-GRC-2505	2-1/2" x 1/2"	16	
2-GRC-2507	2-1/2" x 3/4"	16	
2-GRC-2510	2-1/2" x 1"	16	
2-GRC-2512	2-1/2" x 1-1/4"	16	
2-GRC-2515	2-1/2" x 1-1/2"	16	
2-GRC-2520	2-1/2" x 2"	20	
2-GRC-3010	3" x 1"	12	
2-GRC-3012	3" x 1-1/4"	12	
2-GRC-3015	3" x 1-1/2"	12	
2-GRC-3020	3" x 2"	12	
2-GRC-3025	3" x 2-1/2"	12	
2-GRC-4015	4" x 1-1/2"	9	
2-GRC-4020	4" x 2"	9	
2-GRC-4025	4" x 2-1/2"	9	
2-GRC-4030	4" x 3"	8	
2-GRC-5040	5" x 4"	2	
2-GRC-6030	6" x 3"	2	
2-GRC-6040	6" x 4"	2	

Part No.                      Size                      Quantity  
L1    L2

**Cross - FPT**



2-GCR-01	1/8"	60	180
2-GCR-02	1/4"	80	240
2-GCR-03	3/8"	60	120
2-GCR-05	1/2"	45	90
2-GCR-07	3/4"	30	60
2-GCR-10	1"	16	32
2-GCR-12	1-1/4"	9	18
2-GCR-15	1-1/2"	8	16
2-GCR-20	2"	5	10
2-GCR-25	2-1/2"	6	
2-GCR-30	3"	4	
2-GCR-40	4"	2	

**45° Elbow - FPT**



2-GE4-01	1/8"	50	600
2-GE4-02	1/4"	35	420
2-GE4-03	3/8"	50	300
2-GE4-05	1/2"	50	200
2-GE4-07	3/4"	40	120
2-GE4-10	1"	20	60
2-GE4-12	1-1/4"	20	40
2-GE4-15	1-1/2"	15	30
2-GE4-20	2"	9	18
2-GE4-25	2-1/2"	15	
2-GE4-30	3"	10	
2-GE4-40	4"	6	
2-GE4-60	6"	2	

**90° Elbow - FPT**



2-GE-01	1/8"	50	600
2-GE-02	1/4"	35	420
2-GE-03	3/8"	45	270
2-GE-05	1/2"	50	200
2-GE-07	3/4"	30	90
2-GE-10	1"	20	60
2-GE-12	1-1/4"	20	40
2-GE-15	1-1/2"	10	20
2-GE-20	2"	8	16
2-GE-25	2-1/2"	15	
2-GE-30	3"	10	
2-GE-40	4"	5	
2-GE-50	5"	2	
2-GE-60	6"	2	

MALLEABLE FITTINGS  
& NIPPLES

Contact your sales rep for any further information

Toll Free: 1-800-561-3164  
boshart.com

## CLASS 150 GALVANIZED MALLEABLE IRON FITTINGS

Part No. Size Quantity  
L1 L2

### Reducing 90° Elbow - FPT



2-GRE-0201	1/4" x 1/8"	60	360
2-GRE-0302	3/8" x 1/4"	60	360
2-GRE-0502	1/2" x 1/4"	40	240
2-GRE-0503	1/2" x 3/8"	50	200
2-GRE-0702	3/4" x 1/4"	50	150
2-GRE-0703	3/4" x 3/8"	50	150
2-GRE-0705	3/4" x 1/2"	40	120
2-GRE-1003	1" x 3/8"	30	90
2-GRE-1005	1" x 1/2"	30	90
2-GRE-1007	1" x 3/4"	30	90
2-GRE-1205	1-1/4" x 1/2"	30	60
2-GRE-1207	1-1/4" x 3/4"	30	60
2-GRE-1210	1-1/4" x 1"	20	40
2-GRE-1505	1-1/2" x 1/2"	15	45
2-GRE-1507	1-1/2" x 3/4"	23	46
2-GRE-1510	1-1/2" x 1"	20	40
2-GRE-1512	1-1/2" x 1-1/4"	15	30
2-GRE-2005	2" x 1/2"	15	30
2-GRE-2007	2" x 3/4"	15	30
2-GRE-2010	2" x 1"	14	28
2-GRE-2012	2" x 1-1/4"	10	20
2-GRE-2015	2" x 1-1/2"	10	20
2-GRE-2515	2-1/2" x 1-1/2"	15	
2-GRE-2520	2-1/2" x 2"	15	
2-GRE-3015	3" x 1-1/2"	10	
2-GRE-3020	3" x 2"	10	
2-GRE-3025	3" x 2-1/2"	10	
2-GRE-4020	4" x 2"	5	
2-GRE-4025	4" x 2-1/2"	5	
2-GRE-4030	4" x 3"	5	

### 45° Street Elbow - FPT x MPT



2-GSE4-01	1/8"	50	600
2-GSE4-02	1/4"	35	420
2-GSE4-03	3/8"	45	270
2-GSE4-05	1/2"	100	200
2-GSE4-07	3/4"	60	120
2-GSE4-10	1"	30	60
2-GSE4-12	1-1/4"	20	40
2-GSE4-15	1-1/2"	15	30
2-GSE4-20	2"	9	18
2-GSE4-25	2-1/2"	13	
2-GSE4-30	3"	8	
2-GSE4-40	4"	6	

Part No. Size Quantity  
L1 L2

### 90° Street Elbow - FPT x MPT



2-GSE-01	1/8"	50	600
2-GSE-02	1/4"	35	420
2-GSE-03	3/8"	40	240
2-GSE-05	1/2"	60	180
2-GSE-07	3/4"	30	90
2-GSE-10	1"	30	60
2-GSE-12	1-1/4"	20	40
2-GSE-15	1-1/2"	13	26
2-GSE-20	2"	7	14
2-GSE-25	2-1/2"	12	
2-GSE-30	3"	8	
2-GSE-40	4"	4	

### Floor Flange - FPT



2-GFF-05	1/2"	25	100
2-GFF-07	3/4"	20	80
2-GFF-10	1"	20	60
2-GFF-12	1-1/4"	15	45
2-GFF-15	1-1/2"	12	36
2-GFF-20	2"	8	24

### Locknut - FPT



2-GLN-02	1/8"	100	600
2-GLN-05	1/2"	100	600
2-GLN-07	3/4"	50	300
2-GLN-10	1"	60	240
2-GLN-12	1-1/4"	30	120
2-GLN-15	1-1/2"	25	100
2-GLN-20	2"	30	60

### Plug - MPT



2-GP-01	1/8"	90	1080
2-GP-02	1/4"	75	900
2-GP-03	3/8"	45	540
2-GP-05	1/2"	40	480
2-GP-07	3/4"	25	300
2-GP-10	1"	40	160
2-GP-12	1-1/4"	25	100
2-GP-15	1-1/2"	24	72
2-GP-20	2"	15	45
2-GP-25	2-1/2"	40	
2-GP-30	3"	30	
2-GP-40	4"	8	
2-GP-50	5"	10	
2-GP-60	6"	2	8

Contact your sales rep for any further information

Toll Free: 1-800-561-3164

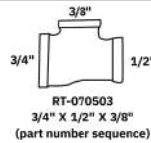
boshart.com

Rev. 5.7



## CLASS 150 GALVANIZED MALLEABLE IRON FITTINGS

Part No.	Size	Quantity	
		L1	L2
<b>Tee - FPT</b>			
2-GT-01	1/8"	75	450
2-GT-02	1/4"	50	300
2-GT-03	3/8"	45	180
2-GT-05	1/2"	40	120
2-GT-07	3/4"	35	70
2-GT-10	1"	20	40
2-GT-12	1-1/4"	14	28
2-GT-15	1-1/2"	11	22
2-GT-20	2"	6	12
2-GT-25	2-1/2"	14	
2-GT-30	3"	6	
2-GT-40	4"	4	
2-GT-50	5"	2	
2-GT-60	6"	2	



Part No.	Size	Quantity	
		L1	L2
<b>Reducing Tee - FPT</b>			
2-GRT-030302	3/8" x 3/8" x 1/4"	45	180
2-GRT-050502	1/2" x 1/2" x 1/4"	50	200
2-GRT-050503	1/2" x 1/2" x 3/8"	45	180
2-GRT-050507	1/2" x 1/2" x 3/4"	45	90
2-GRT-050510	1/2" x 1/2" x 1"	30	60
2-GRT-070505	3/4" x 1/2" x 1/2"	45	90
2-GRT-070507	3/4" x 1/2" x 3/4"	45	90
2-GRT-070702	3/4" x 3/4" x 1/4"	50	100
2-GRT-070703	3/4" x 3/4" x 3/8"	30	120
2-GRT-070705	3/4" x 3/4" x 1/2"	45	90
2-GRT-070710	3/4" x 3/4" x 1"	25	50
2-GRT-100505	1" x 1/2" x 1/2"	30	60
2-GRT-100507	1" x 1/2" x 3/4"	25	50
2-GRT-100510	1" x 1/2" x 1"	30	60
2-GRT-100705	1" x 3/4" x 1/2"	25	50
2-GRT-100707	1" x 3/4" x 3/4"	25	50
2-GRT-100710	1" x 3/4" x 1"	25	50
2-GRT-101002	1" x 1" x 1/4"	30	60
2-GRT-101003	1" x 1" x 3/8"	35	70
2-GRT-101005	1" x 1" x 1/2"	35	70
2-GRT-101007	1" x 1" x 3/4"	30	60
2-GRT-101012	1" x 1" x 1-1/4"	18	36
2-GRT-101015	1" x 1" x 1-1/2"	13	26
2-GRT-120512	1-1/4" x 1/2" x 1-1/4"	9	36
2-GRT-120705	1-1/4" x 3/4" x 1/2"	18	36
2-GRT-120707	1-1/4" x 3/4" x 3/4"	18	36
2-GRT-120710	1-1/4" x 3/4" x 1"	18	36
2-GRT-120712	1-1/4" x 3/4" x 1-1/4"	18	36
2-GRT-121005	1-1/4" x 1" x 1/2"	18	36
2-GRT-121007	1-1/4" x 1" x 3/4"	18	36
2-GRT-121010	1-1/4" x 1" x 1"	18	36
2-GRT-121012	1-1/4" x 1" x 1-1/4"	18	36
2-GRT-121203	1-1/4" x 1-1/4" x 3/8"	16	32
2-GRT-121205	1-1/4" x 1-1/4" x 1/2"	18	36
2-GRT-121207	1-1/4" x 1-1/4" x 3/4"	18	36
2-GRT-121210	1-1/4" x 1-1/4" x 1"	18	36
2-GRT-150510	1-1/2" x 1/2" x 1"	13	26
2-GRT-150515	1-1/2" x 1/2" x 1-1/2"	13	26
2-GRT-150715	1-1/2" x 3/4" x 1-1/2"	13	26
2-GRT-151007	1-1/2" x 1" x 3/4"	13	26
2-GRT-151010	1-1/2" x 1" x 1"	13	26
2-GRT-151015	1-1/2" x 1" x 1-1/2"	13	26

Part No.	Size	Quantity	
		L1	L2
2-GRT-151205	1-1/2" x 1-1/4" x 1/2"	11	22
2-GRT-151207	1-1/2" x 1-1/4" x 3/4"	11	22
2-GRT-151210	1-1/2" x 1-1/4" x 1"	11	22
2-GRT-151212	1-1/2" x 1-1/4" x 1-1/4"	11	22
2-GRT-151215	1-1/2" x 1-1/4" x 1-1/2"	11	22
2-GRT-151505	1-1/2" x 1-1/2" x 1/2"	18	36
2-GRT-151507	1-1/2" x 1-1/2" x 3/4"	15	30
2-GRT-151510	1-1/2" x 1-1/2" x 1"	13	26
2-GRT-151512	1-1/2" x 1-1/2" x 1-1/4"	13	26
2-GRT-151520	1-1/2" x 1-1/2" x 2"	8	16
2-GRT-200520	2" x 1/2" x 2"	10	20
2-GRT-200720	2" x 3/4" x 2"	9	18
2-GRT-201010	2" x 1" x 1"	9	18
2-GRT-201020	2" x 1" x 2"	9	18
2-GRT-201212	2" x 1-1/4" x 1-1/4"	8	16
2-GRT-201215	2" x 1-1/4" x 1-1/2"	8	16
2-GRT-201220	2" x 1-1/4" x 2"	8	16
2-GRT-201510	2" x 1-1/2" x 1"	8	16
2-GRT-201512	2" x 1-1/2" x 1-1/4"	8	16
2-GRT-201515	2" x 1-1/2" x 1-1/2"	8	16
2-GRT-201520	2" x 1-1/2" x 2"	8	16
2-GRT-202005	2" x 2" x 1/2"	10	20
2-GRT-202007	2" x 2" x 3/4"	9	18
2-GRT-202010	2" x 2" x 1"	9	18
2-GRT-202012	2" x 2" x 1-1/4"	9	18
2-GRT-202015	2" x 2" x 1-1/2"	9	18
2-GRT-252025	2-1/2" x 2" x 2-1/2"	10	
2-GRT-252507	2-1/2" x 2-1/2" x 3/4"	10	
2-GRT-252510	2-1/2" x 2-1/2" x 1"	10	
2-GRT-252515	2-1/2" x 2-1/2" x 1-1/2"	10	
2-GRT-252520	2-1/2" x 2-1/2" x 2"	10	
2-GRT-302020	3" x 2" x 2"	6	
2-GRT-302030	3" x 2" x 3"	6	
2-GRT-303005	3" x 3" x 1/2"	12	
2-GRT-303007	3" x 3" x 3/4"	12	
2-GRT-303010	3" x 3" x 1"	12	
2-GRT-303012	3" x 3" x 1-1/4"	12	
2-GRT-303015	3" x 3" x 1-1/2"	12	
2-GRT-303020	3" x 3" x 2"	6	
2-GRT-303025	3" x 3" x 2-1/2"	6	
2-GRT-404010	4" x 4" x 1"	4	
2-GRT-404020	4" x 4" x 2"	4	
2-GRT-404025	4" x 4" x 2-1/2"	4	
2-GRT-404030	4" x 4" x 3"	4	

### Street Tee - MPT x FPT x FPT



Part No.	Size	L1	L2
2-GST-05	1/2"	25	150
2-GST-07	3/4"	25	100
2-GST-10	1"	20	60
2-GST-12	1-1/4"	20	40
2-GST-15	1-1/2"	15	30

Contact your sales rep for any further information

Toll Free: 1-800-561-3164  
boshart.com

## CLASS 150 GALVANIZED MALLEABLE IRON FITTINGS

Part No. Size Quantity  
L1 L2

### Union - FPT



2-GU-01	1/8"	30	180
2-GU-02	1/4"	30	180
2-GU-03	3/8"	35	140
2-GU-05	1/2"	30	120
2-GU-07	3/4"	25	75
2-GU-10	1"	30	60

Part No. Size Quantity  
L1 L2

2-GU-12	1-1/4"	18	36
2-GU-15	1-1/2"	12	24
2-GU-20	2"	8	16
2-GU-25	2-1/2"	10	
2-GU-30	3"	10	
2-GU-40	4"	6	
2-GU-60	6"	2	

## CLASS 300 BLACK MALLEABLE IRON FITTINGS

- Material Specifications
  - ANSI/ASTM A197 Cupola Malleable Iron Castings
- Dimensional Specifications
  - ANSI/ASME B16.3 Threaded Fittings
  - ANSI/ASME B16.14 Threaded Plugs, Bushings & Locknuts
  - ANSI/ASME B16.39 Threaded Unions

- Thread Specifications
  - ANSI/ASME B1.20.1 Pipe Threads
- UL Manufactured
- FM Standard 1920
- CRNs are available

Part No. Size Quantity  
L1 L2

### Cap - FPT



BL3CA-02	1/4"	120	240
BL3CA-03	3/8"	75	150
BL3CA-05	1/2"	60	120
BL3CA-07	3/4"	40	80
BL3CA-10	1"	25	50
BL3CA-12	1-1/4"	20	40
BL3CA-15	1-1/2"	20	40
BL3CA-20	2"	12	24
BL3CA-25	2-1/2"	6	12
BL3CA-30	3"	6	12
BL3CA-40	4"	3	6

### Coupling - FPT



BL3C-02	1/4"	180	360
BL3C-03	3/8"	100	200
BL3C-05	1/2"	60	120
BL3C-07	3/4"	40	80
BL3C-10	1"	30	60
BL3C-12	1-1/4"	12	24
BL3C-15	1-1/2"	12	24
BL3C-20	2"	8	16
BL3C-25	2-1/2"	4	8
BL3C-30	3"	4	8
BL3C-40	4"	4	

Part No. Size Quantity  
L1 L2

### Reducing Coupling - FPT



BL3RC-0302	3/8" x 1/4"	100	200
BL3RC-0502	1/2" x 1/4"	100	200
BL3RC-0503	1/2" x 3/8"	100	200
BL3RC-0702	3/4" x 1/4"	45	90
BL3RC-0703	3/4" x 3/8"	30	60
BL3RC-0705	3/4" x 1/2"	45	90
BL3RC-1002	1" x 1/4"		
BL3RC-1003	1" x 3/8"	50	100
BL3RC-1005	1" x 1/2"	40	80
BL3RC-1007	1" x 3/4"	40	80
BL3RC-1205	1-1/4" x 1/2"	25	50
BL3RC-1207	1-1/4" x 3/4"	25	50
BL3RC-1210	1-1/4" x 1"	25	50
BL3RC-1505	1-1/2" x 1/2"	20	40
BL3RC-1507	1-1/2" x 3/4"	20	40
BL3RC-1510	1-1/2" x 1"	20	40
BL3RC-1512	1-1/2" x 1-1/4"	15	30
BL3RC-2005	2" x 1/2"	16	32
BL3RC-2007	2" x 3/4"	16	32
BL3RC-2010	2" x 1"	12	24
BL3RC-2012	2" x 1-1/4"	12	24
BL3RC-2015	2" x 1-1/2"	12	24
BL3RC-2515	2-1/2" x 1-1/2"	4	8
BL3RC-2520	2-1/2" x 2"	4	8
BL3RC-3015	3" x 1-1/2"	4	8
BL3RC-3020	3" x 2"	4	8
BL3RC-3025	3" x 2-1/2"	4	8
BL3RC-4020	4" x 2"		
BL3RC-4030	4" x 3"	6	

Contact your sales rep for any further information

Toll Free: 1-800-561-3164  
boshart.com

## CLASS 300 BLACK MALLEABLE IRON FITTINGS

Part No.      Size      Quantity  
L1    L2

### Cross - FPT



BL3CR-02	1/4"		
BL3CR-05	1/2"	30	60
BL3CR-07	3/4"	20	40
BL3CR-10	1"	15	30
BL3CR-12	1-1/4"	8	16
BL3CR-15	1-1/2"	8	16
BL3CR-20	2"	4	8

### 45° Elbow - FPT



BL3E4-02	1/4"	75	150
BL3E4-03	3/8"	100	200
BL3E4-05	1/2"	60	120
BL3E4-07	3/4"	50	100
BL3E4-10	1"	30	60
BL3E4-12	1-1/4"	12	24
BL3E4-15	1-1/2"	12	24
BL3E4-20	2"	6	12
BL3E4-25	2-1/2"	4	8
BL3E4-30	3"	4	
BL3E4-40	4"	2	2

### 90° Elbow - FPT



BL3E-02	1/4"	150	300
BL3E-03	3/8"	60	120
BL3E-05	1/2"	60	120
BL3E-07	3/4"	40	80
BL3E-10	1"	20	40
BL3E-12	1-1/4"	14	28
BL3E-15	1-1/2"	12	24
BL3E-20	2"	6	12
BL3E-25	2-1/2"	4	8
BL3E-30	3"		4
BL3E-40	4"	2	

### Reducing 90° Elbow - FPT



BL3RE-0302	3/8" x 1/4"	25	150
BL3RE-0503	1/2" x 3/8"	80	160
BL3RE-0705	3/4" x 1/2"	15	60
BL3RE-1005	1" x 1/2"		
BL3RE-1007	1" x 3/4"	20	40
BL3RE-1207	1-1/4" x 3/4"		
BL3RE-1210	1-1/4" x 1"		
BL3RE-1510	1-1/2" x 1"		
BL3RE-1512	1-1/2" x 1-1/4"		
BL3RE-2012	2" x 1-1/4"		
BL3RE-2015	2" x 1-1/2"		

Part No.      Size      Quantity  
L1    L2

### 90° Street Elbow - MPT x FPT



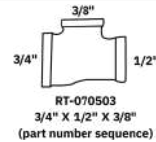
BL3SE-02	1/4"	140	280
BL3SE-03	3/8"	120	240
BL3SE-05	1/2"	60	120
BL3SE-07	3/4"	40	80
BL3SE-10	1"	30	60
BL3SE-12	1-1/4"	18	36
BL3SE-15	1-1/2"	12	24
BL3SE-20	2"	6	12
BL3SE-30	3"	4	

### Tee - FPT



BL3T-02	1/4"	100	200
BL3T-03	3/8"	80	160
BL3T-05	1/2"	40	80
BL3T-07	3/4"	20	40
BL3T-10	1"	20	40
BL3T-12	1-1/4"	12	24
BL3T-15	1-1/2"	8	16
BL3T-20	2"	5	10
BL3T-25	2-1/2"	3	6
BL3T-30	3"	4	
BL3T-40	4"	2	

### Reducing Tee - FPT



BL3RT-050502	1/2" x 1/2" x 1/4"		
BL3RT-070505	3/4" x 1/2" x 1/2"		
BL3RT-070507	3/4" x 1/2" x 3/4"		
BL3RT-070702	3/4" x 3/4" x 1/4"		
BL3RT-070703	3/4" x 3/4" x 3/8"		
BL3RT-070705	3/4" x 3/4" x 1/2"	20	40
BL3RT-100510	1" x 1/2" x 1"		
BL3RT-100707	1" x 3/4" x 3/4"		
BL3RT-100710	1" x 3/4" x 1"		
BL3RT-101002	1" x 1" x 1/4"		
BL3RT-101005	1" x 1" x 1/2"	20	40
BL3RT-101007	1" x 1" x 3/4"	20	40
BL3RT-121010	1-1/4" x 1" x 1"		
BL3RT-121205	1-1/4" x 1-1/4" x 1/2"	12	24
BL3RT-121207	1-1/4" x 1-1/4" x 3/4"	12	24
BL3RT-121210	1-1/4" x 1-1/4" x 1"	12	24
BL3RT-151505	1-1/2" x 1-1/2" x 1/2"	8	16
BL3RT-151507	1-1/2" x 1-1/2" x 3/4"	8	16
BL3RT-151510	1-1/2" x 1-1/2" x 1"	8	16
BL3RT-151512	1-1/2" x 1-1/2" x 1-1/4"	8	16
BL3RT-201520	2" x 1-1/2" x 2"		
BL3RT-202005	2" x 2" x 1/2"	5	10
BL3RT-202007	2" x 2" x 3/4"	5	10
BL3RT-202010	2" x 2" x 1"	5	10
BL3RT-202012	2" x 2" x 1-1/4"	5	10
BL3RT-202015	2" x 2" x 1-1/2"	5	10
BL3RT-252515	2-1/2" x 2-1/2" x 1-1/2"		
BL3RT-303020	3" x 3" x 2"	3	6

MALLEABLE FITTINGS  
& NIPPLES

Contact your sales rep for any further information

Toll Free: 1-800-561-3164  
boshart.com

## CLASS 300 BLACK MALLEABLE IRON FITTINGS

Part No.                      Size                      Quantity  
L1    L2

Part No.                      Size                      Quantity  
L1    L2

**Union - FPT**



BL3U-01	1/8"	120	240
BL3U-02	1/4"	100	200
BL3U-03	3/8"	60	120
BL3U-05	1/2"	40	80

BL3U-07	3/4"	20	40
BL3U-10	1"	25	50
BL3U-12	1-1/4"	15	30
BL3U-15	1-1/2"	12	24
BL3U-20	2"	6	12
BL3U-25	2-1/2"	4	8
BL3U-30	3"	4	8
BL3U-40	4"	4	

## CLASS 300 GALVANIZED MALLEABLE IRON FITTINGS

- Material Specifications
  - ANSI/ASTM A197 Cupola Malleable Iron Castings
  - ASTM A153 Zinc Coating
- Dimensional Specifications
  - ANSI/ASME B16.3 Threaded Fittings
  - ANSI/ASME B16.14 Threaded Plugs, Bushings & Locknuts
  - ANSI/ASME B16.39 Threaded Unions

- Thread Specifications
  - ANSI/ASME B1.20.1 Pipe Threads
- UL Manufactured
- FM Standard 1920
- NSF/ANSI 61 & 372 Certified
- CRNs are available



Part No.                      Size                      Quantity  
L1    L2

Part No.                      Size                      Quantity  
L1    L2

**Cap - FPT**



G3CA-02	1/4"	120	480
G3CA-03	3/8"	75	150
G3CA-05	1/2"	60	120
G3CA-07	3/4"	40	80
G3CA-10	1"	25	50
G3CA-12	1-1/4"	20	40
G3CA-15	1-1/2"	20	40
G3CA-20	2"	12	24
G3CA-25	2-1/2"	6	12
G3CA-30	3"	6	12

**Coupling - FPT**



G3C-02	1/4"	180	360
G3C-03	3/8"	100	200
G3C-05	1/2"	60	120
G3C-07	3/4"	40	80
G3C-10	1"	30	60
G3C-12	1-1/4"	12	24
G3C-15	1-1/2"	12	24
G3C-20	2"	8	16
G3C-25	2-1/2"	4	8
G3C-30	3"	4	8
G3C-40	4"	4	

**Reducing Coupling - FPT**



G3RC-0302	3/8" x 1/4"	25	150
G3RC-0502	1/2" x 1/4"	100	200
G3RC-0503	1/2" x 3/8"	100	200
G3RC-0702	3/4" x 1/4"	45	90
G3RC-0703	3/4" x 3/8"	30	60
G3RC-0705	3/4" x 1/2"	45	90
G3RC-1005	1" x 1/2"	40	80
G3RC-1007	1" x 3/4"	40	80
G3RC-1205	1-1/4" x 1/2"	25	50
G3RC-1207	1-1/4" x 3/4"	25	50
G3RC-1210	1-1/4" x 1"	25	50
G3RC-1505	1-1/2" x 1/2"	20	40
G3RC-1507	1-1/2" x 3/4"	20	40
G3RC-1510	1-1/2" x 1"	20	40
G3RC-1512	1-1/2" x 1-1/4"	15	30
G3RC-2005	2" x 1/2"	16	32
G3RC-2007	2" x 3/4"	16	32
G3RC-2010	2" x 1"	12	24
G3RC-2012	2" x 1-1/4"	12	24
G3RC-2015	2" x 1-1/2"	12	24
G3RC-2515	2-1/2" x 1-1/2"	4	8
G3RC-2520	2-1/2" x 2"	4	8
G3RC-3020	3" x 2"	4	8
G3RC-3025	3" x 2-1/2"	4	8
G3RC-4030	4" x 3"	6	

Contact your sales rep for any further information

Toll Free: 1-800-561-3164

boshart.com

## CLASS 300 GALVANIZED MALLEABLE IRON FITTINGS

**Part No.                      Size                      Quantity**  
L1    L2

**Cross - FPT**



G3CR-05	1/2"	12	48
G3CR-07	3/4"	15	30
G3CR-10	1"	12	24
G3CR-12	1-1/4"	7	14
G3CR-15	1-1/2"	5	10
G3CR-20	2"	3	6

**45° Elbow - FPT**



G3E4-02	1/4"	75	150
G3E4-03	3/8"	100	200
G3E4-05	1/2"	60	120
G3E4-07	3/4"	50	100
G3E4-10	1"	30	60
G3E4-12	1-1/4"	12	24
G3E4-15	1-1/2"	12	24
G3E4-20	2"	6	12
G3E4-25	2-1/2"	4	8
G3E4-30	3"	4	4
G3E4-40	4"	2	2

**90° Elbow - FPT**



G3E-02	1/4"	150	300
G3E-03	3/8"	60	120
G3E-05	1/2"	60	120
G3E-07	3/4"	40	80
G3E-10	1"	20	40
G3E-12	1-1/4"	14	28
G3E-15	1-1/2"	12	24
G3E-20	2"	6	12
G3E-25	2-1/2"	4	8
G3E-30	3"	4	4
G3E-40	4"	2	2

**90° Street Elbow - MPT x FPT**



G3SE-02	1/4"	140	280
G3SE-03	3/8"	120	240
G3SE-05	1/2"	60	120
G3SE-07	3/4"	40	80
G3SE-10	1"	30	60
G3SE-12	1-1/4"	18	36
G3SE-15	1-1/2"	12	24
G3SE-20	2"	6	12

**Part No.                      Size                      Quantity**  
L1    L2

**Tee - FPT**



G3T-02	1/4"	100	200
G3T-03	3/8"	80	160
G3T-05	1/2"	40	80
G3T-07	3/4"	20	40
G3T-10	1"	20	40
G3T-12	1-1/4"	12	24
G3T-15	1-1/2"	8	16
G3T-20	2"	5	10
G3T-25	2-1/2"	3	6
G3T-30	3"	4	4
G3T-40	4"	2	2

**Reducing Tee - FPT**



G3RT-070705	3/4" x 3/4" x 1/2"	20	40
G3RT-101005	1" x 1" x 1/2"	20	40
G3RT-101007	1" x 1" x 3/4"	20	40
G3RT-121205	1-1/4" x 1-1/4" x 1/2"	12	24
G3RT-121207	1-1/4" x 1-1/4" x 3/4"	12	24
G3RT-121210	1-1/4" x 1-1/4" x 1"	12	24
G3RT-151505	1-1/2" x 1-1/2" x 1/2"	8	16
G3RT-151507	1-1/2" x 1-1/2" x 3/4"	8	16
G3RT-151510	1-1/2" x 1-1/2" x 1"	8	16
G3RT-151512	1-1/2" x 1-1/2" x 1-1/4"	8	16
G3RT-202005	2" x 2" x 1/2"	5	10
G3RT-202007	2" x 2" x 3/4"	5	10
G3RT-202010	2" x 2" x 1"	5	10
G3RT-202012	2" x 2" x 1-1/4"	5	10
G3RT-202015	2" x 2" x 1-1/2"	5	10

**Union - FPT**



G3U-02	1/4"	100	200
G3U-03	3/8"	60	120
G3U-05	1/2"	40	80
G3U-07	3/4"	20	40
G3U-10	1"	25	50
G3U-12	1-1/4"	15	30
G3U-15	1-1/2"	12	24
G3U-20	2"	6	12
G3U-25	2-1/2"	4	8
G3U-30	3"	4	8
G3U-40	4"	4	4

MALLEABLE FITTINGS & NIPPLES

Contact your sales rep for any further information

Toll Free: 1-800-561-3164

boshart.com

## SCHEDULE 40 BLACK PIPE NIPPLES & READY CUT PIPE



These pipe nipples and ready cut pipe are welded.

- Dimensional Specifications
  - ASTM A733 Pipe Nipples
- Thread Specifications
  - ANSI/ASME B1.20.1 Pipe Threads

- Material Specifications
  - ASTM A53 Carbon Steel Welded Pipe
- CRNs are available

Part No.	Pipe Length	Quantity	
		L1	L2

### Pipe Size - 1/8"

BLN-01	3/4" - Close	25	400
BLN-0115	1-1/2"	25	400
BLN-0120	2"	25	400
BLN-0125	2-1/2"	25	400
BLN-0130	3"	25	400
BLN-0135	3-1/2"	25	400
BLN-0140	4"	25	400
BLN-0145	4-1/2"	25	400
BLN-0150	5"	25	400
BLN-0155	5-1/2"	25	400
BLN-0160	6"	25	400
BLN-0170	7"	25	400
BLN-0180	8"	25	400
BLN-0190	9"	25	200
BLN-01100	10"	25	200
BLN-01110	11"	25	200
BLN-01120	12"	25	200
BLRCP-01180	18"	10	
BLRCP-01240	24"	10	
BLRCP-01300	30"	10	
BLRCP-01360	36"	10	
BLRCP-01480	48"		
BLRCP-01600	60"		
BLRCP-01720	72"		

### Pipe Size - 1/4"

BLN-02	7/8" - Close	25	400
BLN-0215	1-1/2"	25	400
BLN-0220	2"	25	400
BLN-0225	2-1/2"	25	400
BLN-0230	3"	25	400
BLN-0235	3-1/2"	25	400
BLN-0240	4"	25	400
BLN-0245	4-1/2"	25	400
BLN-0250	5"	25	400
BLN-0255	5-1/2"	25	300
BLN-0260	6"	25	300
BLN-0270	7"	25	200
BLN-0280	8"	25	200
BLN-0290	9"	25	200
BLN-02100	10"	25	150
BLN-02110	11"	25	150
BLN-02120	12"	25	150
BLRCP-02180	18"	5	
BLRCP-02240	24"	5	
BLRCP-02300	30"	5	
BLRCP-02360	36"	5	

Part No.	Pipe Length	Quantity	
		L1	L2

BLRCP-02480	48"	5	
BLRCP-02600	60"	5	
BLRCP-02720	72"	5	

### Pipe Size - 3/8"

BLN-03	1" - Close	25	400
BLN-0315	1-1/2"	25	400
BLN-0320	2"	25	400
BLN-0325	2-1/2"	25	400
BLN-0330	3"	25	400
BLN-0335	3-1/2"	25	300
BLN-0340	4"	25	300
BLN-0345	4-1/2"	25	300
BLN-0350	5"	25	200
BLN-0355	5-1/2"	25	200
BLN-0360	6"	25	200
BLN-0370	7"	25	150
BLN-0380	8"	25	150
BLN-0390	9"	25	100
BLN-03100	10"	25	100
BLN-03110	11"	25	100
BLN-03120	12"	25	100
BLRCP-03180	18"	5	
BLRCP-03240	24"	5	
BLRCP-03300	30"	5	
BLRCP-03360	36"	5	
BLRCP-03480	48"	5	
BLRCP-03600	60"	5	
BLRCP-03720	72"	5	

### Pipe Size - 1/2"

BLN-05	1-3/8" - Close	25	400
BLN-0515	1-1/2"	25	400
BLN-0520	2"	25	400
BLN-0525	2-1/2"	25	300
BLN-0530	3"	25	300
BLN-0535	3-1/2"	25	200
BLN-0540	4"	25	200
BLN-0545	4-1/2"	25	200
BLN-0550	5"	25	200
BLN-0555	5-1/2"	25	150
BLN-0560	6"	25	150
BLN-0570	7"	25	100
BLN-0580	8"	25	100
BLN-0590	9"	25	100
BLN-05100	10"	25	75
BLN-05110	11"	25	75
BLN-05120	12"	25	75
BLRCP-05180	18"	5	

Contact your sales rep for any further information

Toll Free: 1-800-561-3164  
boshart.com

Rev. 5.7

## SCHEDULE 40 BLACK PIPE NIPPLES & READY CUT PIPE

Part No.	Pipe Length	Quantity	
		L1	L2
BLRCP-05240	24"	5	
BLRCP-05300	30"	5	
BLRCP-05360	36"	5	
BLRCP-05480	48"	5	
BLRCP-05600	60"	5	
BLRCP-05720	72"	5	

**Pipe Size - 3/4"**

BLN-07	1-3/8" - Close	25	400
BLN-0715	1-1/2"	25	400
BLN-0720	2"	25	300
BLN-0725	2-1/2"	25	300
BLN-0730	3"	25	200
BLN-0735	3-1/2"	25	200
BLN-0740	4"	25	150
BLN-0745	4-1/2"	25	150
BLN-0750	5"	25	100
BLN-0755	5-1/2"	25	100
BLN-0760	6"	25	100
BLN-0770	7"	25	75
BLN-0780	8"	25	75
BLN-0790	9"	25	50
BLN-07100	10"	25	50
BLN-07110	11"	25	50
BLN-07120	12"	25	50
BLRCP-07180	18"	5	
BLRCP-07240	24"	5	
BLRCP-07300	30"	5	
BLRCP-07360	36"	5	
BLRCP-07480	48"	5	
BLRCP-07600	60"	5	
BLRCP-07720	72"	5	

**Pipe Size - 1"**

BLN-10	1-1/2" - Close	25	200
BLN-1020	2"	25	200
BLN-1025	2-1/2"	25	150
BLN-1030	3"	25	150
BLN-1035	3-1/2"	25	100
BLN-1040	4"	25	100
BLN-1045	4-1/2"	25	100
BLN-1050	5"	25	75
BLN-1055	5-1/2"	25	75
BLN-1060	6"	25	50
BLN-1070	7"	25	50
BLN-1080	8"	25	50
BLN-1090	9"	25	50
BLN-10100	10"	20	40
BLN-10110	11"	20	40
BLN-10120	12"	20	40
BLRCP-10180	18"	5	
BLRCP-10240	24"	5	
BLRCP-10300	30"	5	
BLRCP-10360	36"	5	
BLRCP-10480	48"	5	
BLRCP-10600	60"	5	
BLRCP-10720	72"	5	

**Pipe Size - 1-1/4"**

BLN-12	1-5/8" - Close	25	150
BLN-1220	2"	25	100
BLN-1225	2-1/2"	25	100
BLN-1230	3"	25	100

Part No.	Pipe Length	Quantity	
		L1	L2
BLN-1235	3-1/2"	25	50
BLN-1240	4"	25	50
BLN-1245	4-1/2"	25	50
BLN-1250	5"	25	50
BLN-1255	5-1/2"	25	50
BLN-1260	6"	25	50
BLN-1270	7"	15	30
BLN-1280	8"	15	30
BLN-1290	9"	15	30
BLN-12100	10"	30	
BLN-12110	11"	30	
BLN-12120	12"	30	
BLRCP-12180	18"	5	
BLRCP-12240	24"	5	
BLRCP-12300	30"	5	
BLRCP-12360	36"	5	
BLRCP-12480	48"	5	
BLRCP-12600	60"	5	
BLRCP-12720	72"	5	

**Pipe Size - 1-1/2"**

BLN-15	1-3/4" - Close	25	100
BLN-1520	2"	25	100
BLN-1525	2-1/2"	25	50
BLN-1530	3"	25	50
BLN-1535	3-1/2"	25	50
BLN-1540	4"	25	50
BLN-1545	4-1/2"	25	50
BLN-1550	5"	20	40
BLN-1555	5-1/2"	20	40
BLN-1560	6"	20	40
BLN-1570	7"	35	
BLN-1580	8"	25	
BLN-1590	9"	25	
BLN-15100	10"	15	
BLN-15110	11"	15	
BLN-15120	12"	15	
BLRCP-15180	18"	5	
BLRCP-15240	24"	5	
BLRCP-15300	30"	5	
BLRCP-15360	36"	5	
BLRCP-15480	48"	5	
BLRCP-15600	60"	5	
BLRCP-15720	72"	5	

**Pipe Size - 2"**

BLN-20	2" - Close	25	50
BLN-2025	2-1/2"	25	50
BLN-2030	3"	50	
BLN-2035	3-1/2"	25	
BLN-2040	4"	25	
BLN-2045	4-1/2"	25	
BLN-2050	5"	25	
BLN-2055	5-1/2"	25	
BLN-2060	6"	25	
BLN-2070	7"	18	
BLN-2080	8"	18	
BLN-2090	9"	18	
BLN-20100	10"	14	
BLN-20110	11"	14	
BLN-20120	12"	14	
BLRCP-20180	18"	5	
BLRCP-20240	24"	5	

MALLEABLE FITTINGS & NIPPLES

Contact your sales rep for any further information

Toll Free: 1-800-561-3164

boshart.com

## SCHEDULE 40 BLACK PIPE NIPPLES & READY CUT PIPE

Part No.	Pipe Length	Quantity	
		L1	L2
BLRCP-20300	30"	5	
BLRCP-20360	36"	5	
BLRCP-20480	48"	5	
BLRCP-20600	60"	5	
BLRCP-20720	72"	2	

### Pipe Size - 2-1/2"

BLN-25	2-1/2" - Close	36	
BLN-2530	3"	36	
BLN-2535	3-1/2"	27	
BLN-2540	4"	27	
BLN-2545	4-1/2"	24	
BLN-2550	5"	18	
BLN-2555	5-1/2"	18	
BLN-2560	6"	18	
BLN-2570	7"	14	
BLN-2580	8"	12	
BLN-2590	9"	12	
BLN-25100	10"	9	
BLN-25110	11"	9	
BLN-25120	12"	9	

### Pipe Size - 3"

BLN-30	2-5/8" - Close	24	
BLN-3030	3"	24	
BLN-3035	3-1/2"	18	
BLN-3040	4"	18	
BLN-3045	4-1/2"	16	
BLN-3050	5"	12	
BLN-3055	5-1/2"	12	
BLN-3060	6"	12	
BLN-3070	7"	9	
BLN-3080	8"	8	
BLN-3090	9"	8	

Part No.	Pipe Length	Quantity	
		L1	L2
BLN-30100	10"	6	
BLN-30110	11"	6	
BLN-30120	12"	6	

### Pipe Size - 4"

BLN-40	2-7/8" - Close	15	
BLN-4035	3-1/2"	12	
BLN-4040	4"	12	
BLN-4045	4-1/2"	10	
BLN-4050	5"	8	
BLN-4055	5-1/2"	8	
BLN-4060	6"	8	
BLN-4070	7"	5	
BLN-4080	8"	5	
BLN-4090	9"	5	
BLN-40100	10"	4	
BLN-40110	11"	4	
BLN-40120	12"	4	

### Pipe Size - 6"

BLN-60	3-1/8" - Close	4	
BLN-6045	4-1/2"	3	
BLN-6050	5"	2	
BLN-6055	5-1/2"	2	
BLN-6060	6"	2	
BLN-6070	7"	1	
BLN-6080	8"	1	
BLN-6090	9"	1	
BLN-60100	10"	1	
BLN-60110	11"	1	
BLN-60120	12"	1	

## SCHEDULE 40 BLACK STEEL PIPE TOE NIPPLES

These pipe nipples are welded.

Part No.	Size	Quantity	
		L1	L2
<ul style="list-style-type: none"> <li>• Dimensional Specifications               <ul style="list-style-type: none"> <li>- ASTM A733 Pipe Nipples</li> </ul> </li> <li>• Thread Specifications               <ul style="list-style-type: none"> <li>- ANSI/ASME B1.20.1 Pipe Threads</li> </ul> </li> <li>• Material Specifications               <ul style="list-style-type: none"> <li>- ASTM A53 Carbon Steel Welded Pipe</li> </ul> </li> </ul>			
BLN-12100T	1-1/4"	30	
BLN-12120T	1-1/4"	30	

Contact your sales rep for any further information

Toll Free: 1-800-561-3164

boshart.com

Rev. 5.7



## SCHEDULE 40 GALVANIZED PIPE NIPPLES & READY CUT PIPE



These pipe nipples and ready cut pipe are welded.

- Dimensional Specifications
  - ASTM A733 Pipe Nipples
- Thread Specifications
  - ANSI/ASME B1.20.1 Pipe Threads



- Material Specifications
  - ASTM A53 Carbon Steel Welded Pipe (Galvanized)
- NSF/ANSI 372 & 61 Certified
- CRNs are available

Part No.	Pipe Length	Quantity	
		L1	L2
<b>Pipe Size - 1/8"</b>			
GN-01	3/4" - Close	25	400
GN-0115	1-1/2"	25	400
GN-0120	2"	25	400
GN-0125	2-1/2"	25	400
GN-0130	3"	25	400
GN-0135	3-1/2"	25	400
GN-0140	4"	25	400
GN-0145	4-1/2"	25	400
GN-0150	5"	25	400
GN-0155	5-1/2"	25	400
GN-0160	6"	25	400
GN-0170	7"	25	400
GN-0180	8"	25	400
GN-0190	9"	25	200
GN-01100	10"	25	200
GN-01110	11"	25	200
GN-01120	12"	25	200
GRCP-01180	18"	5	
GRCP-01240	24"	5	
GRCP-01300	30"	5	
GRCP-01360	36"	5	
GRCP-01480	48"	5	
GRCP-01600	60"	5	
GRCP-01720	72"	5	

Part No.	Pipe Length	Quantity	
		L1	L2
<b>Pipe Size - 1/4"</b>			
GN-02	7/8" - Close	25	400
GN-0215	1-1/2"	25	400
GN-0220	2"	25	400
GN-0225	2-1/2"	25	400
GN-0230	3"	25	400
GN-0235	3-1/2"	25	400
GN-0240	4"	25	400
GN-0245	4-1/2"	25	400
GN-0250	5"	25	400
GN-0255	5-1/2"	25	300
GN-0260	6"	25	300
GN-0270	7"	25	200
GN-0280	8"	25	200
GN-0290	9"	25	200
GN-02100	10"	25	150
GN-02110	11"	25	150
GN-02120	12"	25	150
GRCP-02180	18"	5	
GRCP-02240	24"	5	
GRCP-02300	30"	5	
GRCP-02360	36"	5	
GRCP-02480	48"	5	
GRCP-02600	60"	5	
GRCP-02720	72"	5	

Part No.	Pipe Length	Quantity	
		L1	L2
<b>Pipe Size - 3/8"</b>			
GN-03	1" - Close	25	400
GN-0315	1-1/2"	25	400
GN-0320	2"	25	400
GN-0325	2-1/2"	25	400
GN-0330	3"	25	400
GN-0335	3-1/2"	25	300
GN-0340	4"	25	300
GN-0345	4-1/2"	25	300
GN-0350	5"	25	200
GN-0355	5-1/2"	25	200
GN-0360	6"	25	200
GN-0370	7"	25	150
GN-0380	8"	25	150
GN-0390	9"	25	100
GN-03100	10"	25	100
GN-03110	11"	25	100
GN-03120	12"	25	100
GRCP-03180	18"	5	
GRCP-03240	24"	5	
GRCP-03300	30"	5	
GRCP-03360	36"	5	
GRCP-03480	48"	5	
GRCP-03600	60"	5	
GRCP-03720	72"	5	

Part No.	Pipe Length	Quantity	
		L1	L2
<b>Pipe Size - 1/2"</b>			
GN-05	1-1/8" - Close	25	400
GN-0515	1-1/2"	25	400
GN-0520	2"	25	400
GN-0525	2-1/2"	25	300
GN-0530	3"	25	300
GN-0535	3-1/2"	25	200
GN-0540	4"	25	200
GN-0545	4-1/2"	25	200
GN-0550	5"	25	200
GN-0555	5-1/2"	25	150
GN-0560	6"	25	150
GN-0570	7"	25	100
GN-0580	8"	25	100
GN-0590	9"	25	100
GN-05100	10"	25	75
GN-05110	11"	25	75
GN-05120	12"	25	75
GRCP-05180	18"	5	
GRCP-05240	24"	5	
GRCP-05300	30"	5	
GRCP-05360	36"	5	
GRCP-05480	48"	5	
GRCP-05600	60"	5	
GRCP-05720	72"	5	

MALLEABLE FITTINGS & NIPPLES

Contact your sales rep for any further information

Toll Free: 1-800-561-3164

boshart.com

## SCHEDULE 40 GALVANIZED PIPE NIPPLES & READY CUT PIPE

Part No.	Pipe Length	Quantity	
		L1	L2
<b>Pipe Size - 3/4"</b>			
GN-07	1-3/8" - Close	25	400
GN-0715	1-1/2"	25	400
GN-0720	2"	25	300
GN-0725	2-1/2"	25	300
GN-0730	3"	25	200
GN-0735	3-1/2"	25	200
GN-0740	4"	25	150
GN-0745	4-1/2"	25	150
GN-0750	5"	25	100
GN-0755	5-1/2"	25	100
GN-0760	6"	25	100
GN-0770	7"	25	75
GN-0780	8"	25	75
GN-0790	9"	25	50
GN-07100	10"	25	50
GN-07110	11"	25	50
GN-07120	12"	25	50
GRCP-07180	18"	5	
GRCP-07240	24"	5	
GRCP-07300	30"	5	
GRCP-07360	36"	5	
GRCP-07480	48"	5	
GRCP-07600	60"	5	
GRCP-07720	72"	5	
<b>Pipe Size - 1"</b>			
GN-10	1-1/2" - Close	25	200
GN-1020	2"	25	200
GN-1025	2-1/2"	25	150
GN-1030	3"	25	150
GN-1035	3-1/2"	25	100
GN-1040	4"	25	100
GN-1045	4-1/2"	25	100
GN-1050	5"	25	75
GN-1055	5-1/2"	25	75
GN-1060	6"	25	50
GN-1070	7"	25	50
GN-1080	8"	25	50
GN-1090	9"	25	50
GN-10100	10"	20	40
GN-10110	11"	20	40
GN-10120	12"	20	40
GRCP-10180	18"	5	
GRCP-10240	24"	5	
GRCP-10300	30"	5	
GRCP-10360	36"	5	
GRCP-10480	48"	5	
GRCP-10600	60"	5	
GRCP-10720	72"	5	
<b>Pipe Size - 1-1/4"</b>			
GN-12	1-5/8" - Close	25	150
GN-1220	2"	25	100
GN-1225	2-1/2"	25	100
GN-1230	3"	25	100
GN-1235	3-1/2"	25	50
GN-1240	4"	25	50
GN-1245	4-1/2"	25	50
GN-1250	5"	25	50
GN-1255	5-1/2"	25	50
GN-1260	6"	25	50

Part No.	Pipe Length	Quantity	
		L1	L2
GN-1270	7"	15	30
GN-1280	8"	15	30
GN-1290	9"	15	30
GN-12100	10"		30
GN-12110	11"		30
GN-12120	12"		30
GRCP-12180	18"		5
GRCP-12240	24"		5
GRCP-12300	30"		5
GRCP-12360	36"		5
GRCP-12480	48"		5
GRCP-12600	60"		5
GRCP-12720	72"		5
<b>Pipe Size - 1-1/2"</b>			
GN-15	1-3/4" - Close	25	100
GN-1520	2"	25	100
GN-1525	2-1/2"	25	50
GN-1530	3"	25	50
GN-1535	3-1/2"	25	50
GN-1540	4"	25	50
GN-1545	4-1/2"	25	50
GN-1550	5"	20	40
GN-1555	5-1/2"	20	40
GN-1560	6"	20	40
GN-1570	7"		35
GN-1580	8"		25
GN-1590	9"		25
GN-15100	10"		15
GN-15110	11"		15
GN-15120	12"		15
GRCP-15180	18"		5
GRCP-15240	24"		5
GRCP-15300	30"		5
GRCP-15360	36"		5
GRCP-15480	48"		5
GRCP-15600	60"		5
GRCP-15720	72"		5
<b>Pipe Size - 2"</b>			
GN-20	2" - Close	25	50
GN-2025	2-1/2"	25	50
GN-2030	3"		50
GN-2035	3-1/2"		25
GN-2040	4"		25
GN-2045	4-1/2"		25
GN-2050	5"		25
GN-2055	5-1/2"		25
GN-2060	6"		25
GN-2070	7"		18
GN-2080	8"		18
GN-2090	9"		18
GN-20100	10"		14
GN-20110	11"		14
GN-20120	12"		14
GRCP-20180	18"		5
GRCP-20240	24"		5
GRCP-20300	30"		5
GRCP-20360	36"		5
GRCP-20480	48"		5
GRCP-20600	60"		5
GRCP-20720	72"		2

Contact your sales rep for any further information

Toll Free: 1-800-561-3164

boshart.com

Rev. 5.7

## SCHEDULE 40 GALVANIZED PIPE NIPPLES & READY CUT PIPE

Part No.	Pipe Length	Quantity	
		L1	L2
<b>Pipe Size - 2-1/2"</b>			
GN-25	2-1/2" - Close	36	
GN-2530	3"	36	
GN-2535	3-1/2"	27	
GN-2540	4"	27	
GN-2545	4-1/2"	24	
GN-2550	5"	18	
GN-2555	5-1/2"	18	
GN-2560	6"	18	
GN-2570	7"	14	
GN-2580	8"	12	
GN-2590	9"	12	
GN-25100	10"	9	
GN-25110	11"	9	
GN-25120	12"	9	
<b>Pipe Size - 3"</b>			
GN-30	2-5/8" - Close	24	
GN-3030	3"	24	
GN-3035	3-1/2"	18	
GN-3040	4"	18	
GN-3045	4-1/2"	16	
GN-3050	5"	12	
GN-3055	5-1/2"	12	
GN-3060	6"	12	
GN-3070	7"	9	
GN-3080	8"	8	
GN-3090	9"	8	
GN-30100	10"	6	
GN-30110	11"	6	
GN-30120	12"	6	

Part No.	Pipe Length	Quantity	
		L1	L2
<b>Pipe Size - 4"</b>			
GN-40	2-7/8" - Close	15	
GN-4035	3-1/2"	12	
GN-4040	4"	12	
GN-4045	4-1/2"	10	
GN-4050	5"	8	
GN-4055	5-1/2"	8	
GN-4060	6"	8	
GN-4070	7"	5	
GN-4080	8"	5	
GN-4090	9"	5	
GN-40100	10"	4	
GN-40110	11"	4	
GN-40120	12"	4	
<b>Pipe Size - 6"</b>			
GN-60	3-1/8" - Close	4	
GN-6045	4-1/2"		
GN-6050	5"		
GN-6055	5-1/2"		
GN-6060	6"	4	
GN-6070	7"		
GN-6080	8"		
GN-6090	9"		
GN-60100	10"		
GN-60110	11"		
GN-60120	12"		

MALLEABLE FITTINGS & NIPPLES

## SCHEDULE 80 BLACK STEEL PIPE NIPPLES



These pipe nipples are seamless.

- Dimensional Specifications
  - ASTM A106 High Temperature Service Pipe
- Thread Specifications
  - ANSI/ASME B1.20.1 Pipe Threads

- Material Specifications
  - ASTM A106 Carbon Steel Seamless Pipe

• CRNs are available

Part No.	Pipe Length	Quantity	
		L1	L2
<b>Pipe Size - 1/8"</b>			
BLHN-01	3/4" - Close	25	450
BLHN-0115	1-1/2"	25	450
BLHN-0120	2"	25	450
BLHN-0125	2-1/2"	25	450
BLHN-0130	3"	25	450
BLHN-0135	3-1/2"	25	450
BLHN-0140	4"	25	450
BLHN-0145	4-1/2"	25	300
BLHN-0150	5"	25	300
BLHN-0155	5-1/2"	25	300
BLHN-0160	6"	25	300
BLHN-0170	7"	25	150
BLHN-0180	8"	25	150
BLHN-0190	9"	25	
BLHN-01100	10"	25	100
BLHN-01110	11"	25	100
BLHN-01120	12"	25	100

Part No.	Pipe Length	Quantity	
		L1	L2
<b>Pipe Size - 1/4"</b>			
BLHN-02	7/8" - Close	25	450
BLHN-0215	1-1/2"	25	450
BLHN-0220	2"	25	450
BLHN-0225	2-1/2"	25	450
BLHN-0230	3"	25	450
BLHN-0235	3-1/2"	25	450
BLHN-0240	4"	25	450
BLHN-0245	4-1/2"	25	300
BLHN-0250	5"	25	300
BLHN-0255	5-1/2"	25	300
BLHN-0260	6"	25	300
BLHN-0270	7"	25	150
BLHN-0280	8"	25	150
BLHN-0290	9"	25	150
BLHN-02100	10"	25	100
BLHN-02110	11"	25	100
BLHN-02120	12"	25	100

Contact your sales rep for any further information

## SCHEDULE 80 BLACK STEEL PIPE NIPPLES

Part No.	Pipe Length	Quantity		Part No.	Pipe Length	Quantity	
		L1	L2			L1	L2
<b>Pipe Size - 3/8"</b>				<b>Pipe Size - 1-1/4"</b>			
BLHN-03	1" - Close	25	450	BLHN-1040	4"	25	100
BLHN-0315	1-1/2"	25	450	BLHN-1045	4-1/2"	25	100
BLHN-0320	2"	25	450	BLHN-1050	5"	25	100
BLHN-0325	2-1/2"	25	450	BLHN-1055	5-1/2"	25	100
BLHN-0330	3"	25	450	BLHN-1060	6"	25	75
BLHN-0335	3-1/2"	25	450	BLHN-1070	7"	25	
BLHN-0340	4"	25	300	BLHN-1080	8"	10	60
BLHN-0345	4-1/2"	25	300	BLHN-1090	9"	10	40
BLHN-0350	5"	25	200	BLHN-10100	10"	10	40
BLHN-0355	5-1/2"	25	300	BLHN-10110	11"	10	40
BLHN-0360	6"	25	200	BLHN-10120	12"	10	40
BLHN-0370	7"	25	150	<b>Pipe Size - 1-1/2"</b>			
BLHN-0380	8"	25	150	BLHN-12	1-5/8" - Close	25	100
BLHN-0390	9"	25	100	BLHN-1220	2"	25	100
BLHN-03100	10"	25	100	BLHN-1225	2-1/2"	25	100
BLHN-03110	11"	25	100	BLHN-1230	3"	25	100
BLHN-03120	12"	25	100	BLHN-1235	3-1/2"	25	100
<b>Pipe Size - 1/2"</b>				BLHN-1240	4"	25	100
BLHN-05	1-1/8" - Close	25	450	BLHN-1245	4-1/2"	25	50
BLHN-0515	1-1/2"	25	450	BLHN-1250	5"	25	50
BLHN-0520	2"	25	450	BLHN-1255	5-1/2"	25	50
BLHN-0525	2-1/2"	25	300	BLHN-1260	6"	25	50
BLHN-0530	3"	25	300	BLHN-1270	7"	5	30
BLHN-0535	3-1/2"	25	200	BLHN-1280	8"	5	30
BLHN-0540	4"	25	200	BLHN-1290	9"	5	20
BLHN-0545	4-1/2"	25	200	BLHN-12100	10"	5	20
BLHN-0550	5"	25	200	BLHN-12110	11"	5	20
BLHN-0555	5-1/2"	25	150	BLHN-12120	12"	5	20
BLHN-0560	6"	25	150	<b>Pipe Size - 1-1/2"</b>			
BLHN-0570	7"	25	100	BLHN-15	1-3/4" - Close	25	100
BLHN-0580	8"	25	100	BLHN-1520	2"	25	100
BLHN-0590	9"	25	100	BLHN-1525	2-1/2"	25	50
BLHN-05100	10"	25	75	BLHN-1530	3"	25	50
BLHN-05110	11"	25	75	BLHN-1535	3-1/2"	25	50
BLHN-05120	12"	25	75	BLHN-1540	4"	25	50
<b>Pipe Size - 3/4"</b>				BLHN-1545	4-1/2"	25	50
BLHN-07	1-3/8" - Close	25	450	BLHN-1550	5"	25	50
BLHN-0715	1-1/2"	25	450	BLHN-1555	5-1/2"	25	50
BLHN-0720	2"	25	300	BLHN-1560	6"	25	50
BLHN-0725	2-1/2"	25	200	BLHN-1570	7"	5	30
BLHN-0730	3"	25	200	BLHN-1580	8"	5	20
BLHN-0735	3-1/2"	25	200	BLHN-1590	9"	5	20
BLHN-0740	4"	25	150	BLHN-15100	10"	5	20
BLHN-0745	4-1/2"	25	150	BLHN-15110	11"	5	20
BLHN-0750	5"	25	150	BLHN-15120	12"	4	12
BLHN-0755	5-1/2"	25	100	<b>Pipe Size - 2"</b>			
BLHN-0760	6"	25	100	BLHN-20	2" - Close	25	50
BLHN-0770	7"	25	100	BLHN-2025	2-1/2"	25	50
BLHN-0780	8"	25	100	BLHN-2030	3"	25	50
BLHN-0790	9"	25	100	BLHN-2035	3-1/2"	25	50
BLHN-07100	10"	25	50	BLHN-2040	4"	25	50
BLHN-07110	11"	25		BLHN-2045	4-1/2"	20	40
BLHN-07120	12"	25	50	BLHN-2050	5"	25	25
<b>Pipe Size - 1"</b>				BLHN-2055	5-1/2"	25	25
BLHN-10	1-1/2" - Close	25	200	BLHN-2060	6"	25	25
BLHN-1020	2"	25	200	BLHN-2070	7"	5	20
BLHN-1025	2-1/2"	25	150	BLHN-2080	8"	5	20
BLHN-1030	3"	25	100	BLHN-2090	9"	5	20
BLHN-1035	3-1/2"	25	150	BLHN-20100	10"	5	20
				BLHN-20110	11"	5	20
				BLHN-20120	12"	5	15

Contact your sales rep for any further information

Toll Free: 1-800-561-3164

boshart.com

Rev. 5.7

## SCHEDULE 80 BLACK STEEL PIPE NIPPLES

Part No.	Pipe Length	Quantity L1 L2	Part No.	Pipe Length	Quantity L1 L2
<b>Pipe Size - 2-1/2"</b>			<b>Pipe Size - 4"</b>		
BLHN-25	2-1/2" - Close	25 25	BLHN-3045	4-1/2"	1 25
BLHN-2530	3"	25 25	BLHN-3050	5"	16 16
BLHN-2535	3-1/2"	25 25	BLHN-3055	5-1/2"	16 16
BLHN-2540	4"	25 25	BLHN-3060	6"	16 16
BLHN-2545	4-1/2"	25 25	BLHN-3070	7"	16 16
BLHN-2550	5"	25 25	BLHN-3080	8"	14 14
BLHN-2555	5-1/2"	25 25	BLHN-30100	10"	10 10
BLHN-2560	6"	25 25	BLHN-30110	11"	10 10
BLHN-2570	7"	16 16	BLHN-30120	12"	9 9
BLHN-2580	8"	16 16	<b>Pipe Size - 4"</b>		
BLHN-2590	9"	16 16	BLHN-40	2-7/8" - Close	20 20
BLHN-25100	10"	16 16	BLHN-4035	3-1/2"	10 10
BLHN-25110	11"	15 15	BLHN-4040	4"	10 10
BLHN-25120	12"	16	BLHN-4045	4-1/2"	10 10
<b>Pipe Size - 3"</b>			BLHN-4050	5"	10 10
BLHN-30	2-5/8" - Close	5 25	BLHN-4060	6"	10 10
BLHN-3030	3"	25 25	BLHN-4080	8"	5 5
BLHN-3035	3-1/2"	25 25	BLHN-40100	10"	5 5
BLHN-3040	4"	25 25	BLHN-40110	11"	5 5
			BLHN-40120	12"	5 5

MALLEABLE FITTINGS  
& NIPPLES

## SCHEDULE 40 NIPPLE ASSORTMENTS

These steel nipple assortments come in packs with a variety of different pipe nipple lengths. Please note that the primary material for the BLN and BLRCP series is Class 150 Black Carbon Steel

Part No.	Size	Quantity L1 L2
<b>Class 150 Black Carbon Steel,</b>		
• Dimensional Specifications		
- ASTM A733 Pipe Nipples		
• Thread Specifications		
- ANSI/ASME B1.20.1 Pipe Threads		
BLNA-05	1/2"	1
Includes 6 of the following lengths: Close, 1-1/2", 2", 2-1/2", 3", 3-1/2", 4", 4-1/2", 5", 5-1/2", 6"		
Total pieces: 66		
BLNA-07	3/4"	1
Includes 6 of the following lengths: Close, 1-1/2", 2", 2-1/2", 3", 3-1/2", 4", 4-1/2", 5", 5-1/2", 6"		
Total pieces: 66		
BLNA-10	1"	1
Includes 6 of the following lengths: Close, 2", 2-1/2", 3", 3-1/2", 4", 4-1/2", 5", 5-1/2", 6"		
Total pieces: 60		
BLNA-05-25	1/2"	1
Includes the following lengths: (4) Close, (3) 1-1/2", (3) 2", (3) 2-1/2", (2) 3", (2) 3-1/2", (2) 4", (1) 4-1/2", (2) 5", (1) 5-1/2", (2) 6"		
Total pieces: 25		
BLNA-07-25	3/4"	1
Includes the following lengths: (6) Close, (4) 2", (3) 2-1/2", (2) 3", (2) 3-1/2", (2) 4", (1) 4-1/2", (2) 5", (1) 5-1/2", (2) 6"		
Total pieces: 25		
BLNA-10-25	1"	1
Includes the following lengths: (5) Close, (5) 2", (3) 2-1/2", (2) 3", (2) 3-1/2", (2) 4", (1) 4-1/2", (2) 5", (1) 5-1/2", (2) 6"		
Total pieces: 25		
BLNA-05SR	1/2"	16
Includes 1 of the following lengths: Close, 1-1/2", 2", 2-1/2", 3", 3-1/2", 4", 4-1/2", 5", 5-1/2", 6"		
Total pieces: 11		
BLNA-07SR	3/4"	16
Includes 1 of the following lengths: Close, 1-1/2", 2", 2-1/2", 3", 3-1/2", 4", 4-1/2", 5", 5-1/2", 6"		
Total pieces: 11		



Contact your sales rep for any further information

**Toll Free: 1-800-561-3164**  
boshart.com

## SCHEDULE 40 NIPPLE ASSORTMENTS

Part No.	Size		Quantity	
			L1	L2
BLNA-10SR	1"	Includes 1 of the following lengths: Close, 2", 2-1/2", 3", 3-1/2", 4", 4-1/2", 5", 5-1/2", 6" Total pieces: 10	8	
BLNA-12SR	1-1/4"	Includes 1 of the following lengths: Close, 2", 2-1/2", 3", 3-1/2", 4", 4-1/2", 5", 5-1/2", 6" Total pieces: 10	4	
BLNA-15SR	1-1/2"	Includes 1 of the following lengths: Close, 2", 2-1/2", 3", 3-1/2", 4", 4-1/2", 5", 5-1/2", 6" Total pieces: 10	4	
BLNA-20SR	2"	Includes 1 of the following lengths: Close, 2-1/2", 3", 3-1/2", 4", 4-1/2", 5", 5-1/2", 6" Total pieces: 9	3	

### Galvanized Carbon Steel,

- Dimensional Specifications
  - ASTM A733 Pipe Nipples
- Thread Specifications
  - ANSI/ASME B1.20.1 Pipe Threads
- NSF/ANSI 372

GNA-05	1/2"	Includes 6 of the following lengths: Close, 1-1/2", 2", 2-1/2", 3", 3-1/2", 4", 4-1/2", 5", 5-1/2", 6" Total pieces: 66	1	
GNA-05SR	1/2"	Includes 1 of the following lengths: Close, 1-1/2", 2", 2-1/2", 3", 3-1/2", 4", 4-1/2", 5", 5-1/2", 6" Total pieces: 11	16	
GNA-07	3/4"	Includes 6 of the following lengths: Close, 1-1/2", 2", 2-1/2", 3", 3-1/2", 4", 4-1/2", 5", 5-1/2", 6" Total pieces: 66	1	
GNA-07SR	3/4"	Includes 1 of the following lengths: Close, 1-1/2", 2", 2-1/2", 3", 3-1/2", 4", 4-1/2", 5", 5-1/2", 6" Total pieces: 11	16	
GNA-10	1"	Includes 6 of the following lengths: Close, 2", 2-1/2", 3", 3-1/2", 4", 4-1/2", 5", 5-1/2", 6" Total pieces: 60	1	
GNA-10SR	1"	Includes 1 of the following lengths: Close, 2", 2-1/2", 3", 3-1/2", 4", 4-1/2", 5", 5-1/2", 6" Total pieces: 10	8	
GNA-12SR	1-1/4"	Includes 1 of the following lengths: Close, 2", 2-1/2", 3", 3-1/2", 4", 4-1/2", 5", 5-1/2", 6" Total pieces: 10	4	
GNA-15SR	1-1/2"	Includes 1 of the following lengths: Close, 2", 2-1/2", 3", 3-1/2", 4", 4-1/2", 5", 5-1/2", 6" Total pieces: 10	4	
GNA-20SR	2"	Includes 1 of the following lengths: Close, 2-1/2", 3", 3-1/2", 4", 4-1/2", 5", 5-1/2", 6" Total pieces: 9	3	

MALLEABLE FITTINGS  
& NIPPLES



## READY CUT PIPE RACKS

These racks are for storing and displaying ready cut pipe.



Part No.		Quantity	
		L1	L2
RCP-RACK	Standard		
RCP-RACKLG	Large		

Contact your sales rep for any further information

Toll Free: 1-800-561-3164

boshart.com

Rev. 5.7


## GALVANIZED COMPRESSION (DRESSER) COUPLINGS

Galvanized compression couplings fit the iron pipe size listed. Pipes must be properly restrained or end blocked to prevent blow off after installation.

- Material Specifications
  - ANSI/ASTM A197 Cupola Malleable Iron Castings



Part No.	Size	Pipe OD	Quantity	
			L1	L2
<b>Galvanized Malleable Iron, Gasket Material: Nitrile Rubber</b>				
<b>Temperature Range: 14°F to 140°F (-10°C to 60°C), Maximum Pressure: 150 PSI</b>				
<b>Comp Connection</b>				
GCC-05	1/2"	0.840"	24	48
GCC-07	3/4"	1.050"	20	40
GCC-10	1"	1.315"	12	24
GCC-12	1-1/4"	1.660"	9	18
GCC-15	1-1/2"	1.900"	6	12
GCC-20	2"	2.375"	5	10



MALLEABLE FITTINGS & NIPPLES

## STANDARD MERCHANT COUPLINGS

Merchant couplings are threaded all the way through.

Tapped: 1/8" to 2" straight, 2-1/2" to 8" taper

- Material Specifications
  - ASTM A865 Merchant Couplings



Part No.	Size	Pipe Length	Quantity	
			L1	L2
<b>Coupling Class 150 Black Malleable Iron, FPT Connection</b>				
BLMC-01	1/8"	3/4"	100	1200
BLMC-02	1/4"	1-1/8"	100	800
BLMC-03	3/8"	1-1/8"	100	600
BLMC-05	1/2"	1-1/2"	100	400
BLMC-07	3/4"	1-9/16"	50	
BLMC-10	1"	1-15/16"	30	
BLMC-12	1-1/4"	2"	25	
BLMC-15	1-1/2"	2"	25	
BLMC-20	2"	2-1/16"	20	
BLMC-25	2-1/2"	3-1/16"	24	
BLMC-30	3"	3-3/16"	18	
BLMC-35	3-1/2"	3-5/16"	12	
BLMC-40	4"	3-7/16"	12	
BLMC-50	5"	3-11/16"	6	
BLMC-60	6"	3-15/16"	4	
BLMC-80	8"	4-3/16"		2



Part No.	Size	Pipe Length	Quantity	
			L1	L2
<b>Coupling Galvanized Malleable Iron, FPT Connection</b>				
GMC-01	1/8"	3/4"	100	1200
GMC-02	1/4"	1-1/8"	100	800
GMC-03	3/8"	1-1/8"	100	600
GMC-05	1/2"	1-1/2"	100	400
GMC-07	3/4"	1-9/16"	50	
GMC-10	1"	1-15/16"	30	
GMC-12	1-1/4"	2"	25	
GMC-15	1-1/2"	2"	25	
GMC-20	2"	2-1/16"	20	
GMC-25	2-1/2"	3-1/16"	24	
GMC-30	3"	3-3/16"	18	
GMC-40	4"	3-7/16"	12	
GMC-60	6"	3-15/16"	4	



Contact your sales rep for any further information

Toll Free: 1-800-561-3164

boshart.com

## HALF MERCHANT COUPLINGS

Half couplings are chamfered on one end with the other end square.

Tapped: 1/8" to 2" straight, 2-1/2" to 8" taper

• Material Specifications

- ASTM A865 Merchant Couplings



Part No.	Size	Pipe Length	Quantity	
			L1	L2
<b>Half Coupling Class 150 Black Malleable Iron, FPT Connection</b>				
BLMHC-01	1/8"	17/32"	200	2400
BLMHC-02	1/4"	17/32"	200	2000
BLMHC-03	3/8"	17/32"	200	1200
BLMHC-05	1/2"	22/32"	200	800
BLMHC-07	3/4"	3/4"	200	400
BLMHC-10	1"	15/16"	100	300
BLMHC-12	1-1/4"	31/32"	50	200
BLMHC-15	1-1/2"	31/32"	50	200
BLMHC-20	2"	1"	100	
BLMHC-25	2-1/2"	1-1/2"	48	
BLMHC-30	3"	1-9/16"	30	
BLMHC-35	3-1/2"	1-5/8"	24	
BLMHC-40	4"	1-11/16"	24	
BLMHC-50	5"	1-3/4"	15	
BLMHC-60	6"	1-7/8"	6	
BLMHC-80	8"	2-3/32"	4	



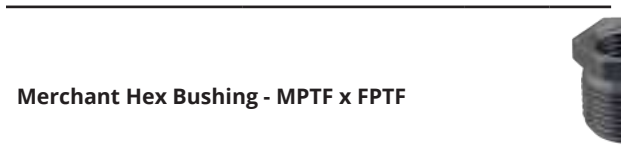
## MERCHANT STEEL FITTINGS

Merchant steel fittings are designed with Dryseal Taper Threads (NPTF) for more critical applications where the sealing compound may fail due to high heat or pressure, NPTF Dryseal threads produce a mechanical seal by the mating and slight crushing of the threads when a wrench is applied to tighten the fittings.



- Material Specifications
  - ASTM A108 Carbon Steel
  - SAE J531 Taper Thread Pipe Plugs
- Dimensional Specifications
  - ASME B16.14 Threaded Plugs, Bushings & Locknuts
  - Thread Specifications
    - ASME B1.20.3 - Dryseal Pipe Threads

Part No.	Size	Quantity	
		L1	L2



<b>Merchant Hex Bushing - MPTF x FPTF</b>		
BLMB-0201	1/4" x 1/8"	100
BLMB-0301	3/8" x 1/8"	100
BLMB-0302	3/8" x 1/4"	100
BLMB-0501	1/2" x 1/8"	100
BLMB-0502	1/2" x 1/4"	100
BLMB-0503	1/2" x 3/8"	100
BLMB-0701	3/4" x 1/8"	100
BLMB-0702	3/4" x 1/4"	100
BLMB-0703	3/4" x 3/8"	100
BLMB-0705	3/4" x 1/2"	100



<b>Merchant Hex Cap - FPTF</b>		
BLMHCA-01	1/8"	100
BLMHCA-02	1/4"	100
BLMHCA-03	3/8"	100
BLMHCA-05	1/2"	100
BLMHCA-07	3/4"	50



<b>Merchant Countersunk Hex Socket Plug - MPTF</b>		
BLMPCHS-01	1/8"	100
BLMPCHS-02	1/4"	100
BLMPCHS-03	3/8"	100
BLMPCHS-05	1/2"	100
BLMPCHS-07	3/4"	100
BLMPCHS-10	1"	50
BLMPCHS-12	1-1/4"	25
BLMPCHS-15	1-1/2"	25
BLMPCHS-20	2"	20

Part No.	Size	Quantity	
		L1	L2



<b>Merchant Countersunk Square Socket Plug - MPTF</b>		
BLMPCSS-01	1/8"	100
BLMPCSS-02	1/4"	100
BLMPCSS-03	3/8"	100
BLMPCSS-05	1/2"	100
BLMPCSS-07	3/4"	100
BLMPCSS-10	1"	50
BLMPCSS-12	1-1/4"	25
BLMPCSS-15	1-1/2"	25
BLMPCSS-20	2"	20



<b>Merchant Square Head Plug - MPTF</b>		
BLMP-01	1/8"	100
BLMP-02	1/4"	100
BLMP-03	3/8"	100
BLMP-05	1/2"	100
BLMP-07	3/4"	100

MALLEABLE FITTINGS & NIPPLES


Contact your sales rep for any further information

Toll Free: 1-800-561-3164

boshart.com

## GALVANIZED MERCHANT STEEL FITTINGS

Merchant steel fittings are designed with Dryseal Taper Threads (NPTF) for more critical applications where the sealing compound may fail due to high heat or pressure, NPTF Dryseal threads produce a mechanical seal by the mating and slight crushing of the threads when a wrench is applied to tighten the fittings.



- Material Specifications
  - ASTM A108 Carbon Steel
  - ASME B633.07 Zinc Plating
- Dimensional Specifications
  - ASME B16.14 Threaded Plugs, Bushings & Locknuts
- SAE J531 Taper Thread Pipe Plugs
- Thread Specifications
  - ASME B1.20.3 - Dryseal Pipe Threads

Part No.                      Size                      Quantity  
L1    L2

Part No.                      Size                      Quantity  
L1    L2

### Merchant Hex Bushing - MPTF x FPTF



GMB-0201	1/4" x 1/8"	100
GMB-0301	3/8" x 1/8"	100
GMB-0302	3/8" x 1/4"	100
GMB-0501	1/2" x 1/8"	100
GMB-0502	1/2" x 1/4"	100
GMB-0503	1/2" x 3/8"	100
GMB-0701	3/4" x 1/8"	100
GMB-0702	3/4" x 1/4"	100
GMB-0703	3/4" x 3/8"	100
GMB-0705	3/4" x 1/2"	100

### Merchant Countersunk Square Socket Plug - MPTF



GMPCSS-01	1/8"	100
GMPCSS-02	1/4"	100
GMPCSS-03	3/8"	100
GMPCSS-05	1/2"	100
GMPCSS-07	3/4"	100
GMPCSS-10	1"	50
GMPCSS-12	1-1/4"	25
GMPCSS-15	1-1/2"	25
GMPCSS-20	2"	20

### Merchant Hex Cap - FPTF



GMHCA-01	1/8"	100
GMHCA-02	1/4"	100
GMHCA-03	3/8"	100
GMHCA-05	1/2"	100
GMHCA-07	3/4"	50

### Merchant Square Head Plug - MPTF



GMP-01	1/8"	100
GMP-02	1/4"	100
GMP-03	3/8"	100
GMP-05	1/2"	100
GMP-07	3/4"	100

### Merchant Countersunk Hex Socket Plug - MPTF



GMPCHS-01	1/8"	100
GMPCHS-02	1/4"	100
GMPCHS-03	3/8"	100
GMPCHS-05	1/2"	100
GMPCHS-07	3/4"	100
GMPCHS-10	1"	50
GMPCHS-12	1-1/4"	25
GMPCHS-15	1-1/2"	25
GMPCHS-20	2"	20

Contact your sales rep for any further information

Toll Free: 1-800-561-3164  
boshart.com

Rev. 5.2

## CAST IRON COMPANION FLANGES

If temperature exceeds 150°F (66°C), pressure drops. Do not use at temperatures lower than -20°F (-29°C).

- Dimension Specifications
  - ANSI/ASME B16.1 Class 125 Cast Iron Flanges
- Thread Specifications
  - ANSI/ASME B1.20.1 Pipe Threads

Note: Reducing part numbers begin with BLCFR.



Part No.	Pipe Size	Flange Diameter	Number of Holes	Quantity	
				L1	L2
<b>Cast Iron, Maximum Pressure: 175 PSI, FPT Connection</b>					
BLCF-10	1"	4-1/4"	4	1300	
BLCFR-1050	1"	5"	4	1100	
BLCFR-1060	1"	6"	4	560	
BLCFR-1075	1"	7-1/2"	4	320	
BLCF-12	1-1/4"	4-3/5"	4	1200	
BLCFR-1250	1-1/4"	5"	4	1100	
BLCFR-1260	1-1/4"	6"	4	560	
BLCF-15	1-1/2"	5"	4	1100	
BLCFR-1560	1-1/2"	6"	4	560	
BLCFR-1570	1-1/2"	7"	4	360	
BLCFR-1575	1-1/2"	7-1/2"	4	320	
BLCFR-1590	1-1/2"	9"	8	200	
BLCFR-15110	1-1/2"	11"	8	120	
BLCF-20	2"	6"	4	560	
BLCFR-2070	2"	7"	4	360	
BLCFR-2075	2"	7-1/2"	4	320	
BLCFR-2090	2"	9"	8	200	
BLCFR-20110	2"	11"	8	120	
BLCFR-201350	2"	13-1/2"	8	66	
BLCF-25	2-1/2"	7"	4	360	
BLCFR-2575	2-1/2"	7-1/2"	4	320	
BLCFR-2590	2-1/2"	9"	8	200	
BLCFR-25110	2-1/2"	11"	8	120	
BLCF-30	3"	7-1/2"	4	300	
BLCFR-3090	3"	9"	8	200	
BLCFR-30100	3"	10"	8	150	
BLCFR-30110	3"	11"	8	120	
BLCFR-301350	3"	13-1/2"	8	66	
BLCF-40	4"	9"	8	250	
BLCFR-40100	4"	10"	8	150	
BLCFR-40110	4"	11"	8	120	
BLCFR-401350	4"	13-1/2"	8	66	
BLCF-50	5"	10"	8	118	
BLCFR-50110	5"	11"	8	120	
BLCF-60	6"	11"	8	108	
BLCFR-601350	6"	13-1/2"	8	66	
BLCF-80	8"	13-1/2"	8	66	
BLCF-100	10"	16"	12	38	
BLCF-120	12"	19"	12	25	



MALLEABLE FITTINGS  
& NIPPLES

Contact your sales rep for any further information

Toll Free: 1-800-561-3164

boshart.com

## COMPANION FLANGE BOLT/GASKET KITS

Boshart's flange bolt/gasket kits come packaged in a sealed bag with one gasket and the correct number of bolts/nuts. If temperature exceeds 150°F (66°C) pressure drops, do not use at temperatures lower than -20°F (-29°C).

Gaskets material: Styrene Butadine Rubber (SBR)


Bolt & nut material: Zinc plated carbon steel

• Material Specifications

- ASTM D1330 Rubber Sheet Gaskets
- ASTM A307 Bolts
- ASTM A563 Nuts



Part No.	Pipe Size	Flange Diameter	Number of Holes	Thickness	Quantity	
					L1	L2
<b>Maximum Pressure: 200 PSI</b>						
BLCFGK-20	2"	6"	4	1/8"	16	
BLCFGK-25	2-1/2"	7"	4	1/8"	16	
BLCFGK-30	3"	7-1/2"	4	1/8"	10	
BLCFGK-40	4"	9"	8	1/8"	10	
BLCFGK-50	5"	10"	8	1/8"	1	10
BLCFGK-60	6"	11"	8	1/8"	10	
BLCFGK-80	8"	13-1/2"	8	1/8"	1	8
BLCFGK-100	10"	16"	12	1/8"		
BLCFGK-120	12"	19"	12	1/8"		



## COMPANION FLANGE GASKETS

If temperature exceeds 150°F (66°C) pressure drops, do not use at temperatures lower than -20°F (-29°C).

Gaskets material: Styrene Butadine Rubber (SBR)

• Material Specifications

- ASTM D1330 Rubber Sheet Gaskets



Part No.	Pipe Size	Flange Diameter	Number of Holes	Thickness	Quantity	
					L1	L2
<b>SBR, Maximum Pressure: 200 PSI</b>						
BLCFG-15	1-1/2"	5"	4	1/8"		
BLCFG-20	2"	6"	4	1/8"		
BLCFG-25	2-1/2"	7"	4	1/8"		
BLCFG-30	3"	7-1/2"	4	1/8"		
BLCFG-40	4"	9"	8	1/8"		
BLCFG-50	5"	10"	8	1/8"		
BLCFG-60	6"	11"	8	1/8"		
BLCFG-80	8"	13-1/2"	8	1/8"		
BLCFG-100	10"	16"	12	1/8"		
BLCFG-120	12"	19"	12	1/8"		

Contact your sales rep for any further information

Toll Free: 1-800-561-3164

boshart.com

Rev. 5.2

## CLASS 125 CAST BRONZE FITTINGS


These fittings are not for conveying potable water.

- Material Specifications
  - ASTM B584 Copper Alloy Sand Castings
- Dimensional Specifications
  - ANSI/ASME B16.15 Threaded Fittings
  - ANSI/ASME B16.18 Solder Fittings
  - ANSI/ASME B16.24 Flanges

- Thread Specifications
  - ANSI/ASME B1.20.1 Pipe Threads
- CRN's are available


Part No.                      Size                      Quantity  
L1    L2

**Bushing - MPT x FPT**  
† Inside Head \* Octagon Head




2-BRB-0201	1/4" x 1/8"	120	1440
2-BRB-0302	3/8" x 1/4"	75	900
2-BRB-0501-3	1/2" x 1/8"	150	600
2-BRB-0502	1/2" x 1/4"	150	600
2-BRB-0503	1/2" x 3/8"	150	600
2-BRB-0702-3	3/4" x 1/4"	75	300
2-BRB-0705	3/4" x 1/2"	75	300
2-BRB-1002-3 †	1" x 1/4"	50	200
2-BRB-1005	1" x 1/2"	50	200
2-BRB-1007	1" x 3/4"	50	200
2-BRB-1203-3 †	1-1/4" x 3/8"	30	120
2-BRB-1205-3 †	1-1/4" x 1/2"	30	120
2-BRB-1207	1-1/4" x 3/4"	30	120
2-BRB-1210	1-1/4" x 1"	30	120
2-BRB-1507-3 †	1-1/2" x 3/4"	25	75
2-BRB-1510	1-1/2" x 1"	25	75
2-BRB-1512	1-1/2" x 1-1/4"	25	75
2-BRB-2007-3 †	2" x 3/4"	20	60
2-BRB-2010-3 †	2" x 1"	20	60
2-BRB-2012 *	2" x 1-1/4"	20	60
2-BRB-2015 *	2" x 1-1/2"	20	60
2-BRB-2520 *	2-1/2" x 2"	15	30

**Cap - FPT**



2-BRCA-05	1/2"	75	300
2-BRCA-07	3/4"	40	160
2-BRCA-12	1-1/4"	20	80


**Coupling - FPT**



2-BRC-02	1/4"	40	480
2-BRC-03	3/8"	40	480
2-BRC-05	1/2"	60	240
2-BRC-07	3/4"	50	150
2-BRC-10	1"	25	100
2-BRC-12	1-1/4"	16	64
2-BRC-15	1-1/2"	18	36
2-BRC-20	2"	12	24


Part No.                      Size                      Quantity  
L1    L2

**Reducing Coupling - FPT**




2-BRRC-0503	1/2" x 3/8"	60	240
2-BRRC-0705	3/4" x 1/2"	60	180
2-BRRC-1005	1" x 1/2"	30	120
2-BRRC-1007	1" x 3/4"	25	100
2-BRRC-1207	1-1/4" x 3/4"	25	75
2-BRRC-1210	1-1/4" x 1"	15	60
2-BRRC-1510	1-1/2" x 1"	25	50
2-BRRC-1512	1-1/2" x 1-1/4"	12	48
2-BRRC-2010-3	2" x 1"	12	36
2-BRRC-2012	2" x 1-1/4"	9	27
2-BRRC-2015	2" x 1-1/2"	9	27

**45° Elbow - FPT**




2-BRE4-07	3/4"	40	120
2-BRE4-10	1"	20	60
2-BRE4-20	2"	12	24

**90° Elbow - FPT**



2-BRE-02	1/4"	35	420
2-BRE-03	3/8"	90	360
2-BRE-05	1/2"	50	200
2-BRE-07	3/4"	35	105
2-BRE-10	1"	20	60
2-BRE-12	1-1/4"	20	40
2-BRE-15	1-1/2"	15	30
2-BRE-20	2"	8	16

**Reducing 90° Elbow - FPT**



2-BRRE-0705	3/4" x 1/2"	40	160
2-BRRE-1007	1" x 3/4"	50	100
2-BRRE-1210	1-1/4" x 1"	10	40

BRONZE FITTINGS  
& NIPPLES

Contact your sales rep for any further information

Toll Free: 1-800-561-3164  
boshart.com

## CLASS 125 CAST BRONZE FITTINGS

Part No.          Size          Quantity  
L1    L2

### 45° Street Elbow - MPT x FPT



2-BRSE4-01	1/8"	70	840
------------	------	----	-----

### 90° Street Elbow - MPT x FPT



2-BRSE-02	1/4"	35	420
2-BRSE-05	1/2"	60	180
2-BRSE-07	3/4"	35	105
2-BRSE-10	1"	45	90
2-BRSE-12	1-1/4"	25	50
2-BRSE-15	1-1/2"	9	27
2-BRSE-20	2"	8	16

### Floor Flange - FPT



2-BRFF-05	1/2"	16	64
2-BRFF-07	3/4"	15	45
2-BRFF-10	1"	10	40
2-BRFF-12	1-1/4"	20	40
2-BRFF-15	1-1/2"	20	40
2-BRFF-20	2"	16	

### Locknut - FPT



2-BRLN-02	1/4"	25	1400
2-BRLN-03	3/8"	25	1400
2-BRLN-05	1/2"	25	450
2-BRLN-07	3/4"		360
2-BRLN-10	1"	8	200
2-BRLN-12	1-1/4"	10	160
2-BRLN-15	1-1/2"	25	100
2-BRLN-20	2"	10	80

Part No.          Size          Quantity  
L1    L2

### Plug - MPT



2-BRP-05	1/2"	50	600
2-BRP-07	3/4"	30	360
2-BRP-10	1"	20	240
2-BRP-12	1-1/4"	40	120
2-BRP-15	1-1/2"	30	90
2-BRP-20	2"	20	60

### Solid Plug - MPT



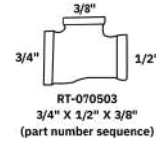
2-BRPS-05	1/2"	50	600
2-BRPS-07	3/4"	35	420
2-BRPS-10	1"	20	240

### Tee - FPT



2-BRT-02	1/4"	75	300
2-BRT-05	1/2"	40	120
2-BRT-07	3/4"	35	70
2-BRT-10	1"	20	40
2-BRT-12	1-1/4"	14	28
2-BRT-15	1-1/2"	12	24
2-BRT-20	2"	8	16

### Reducing Tee - FPT



2-BRRT-070705	3/4" x 3/4" x 1/2"	20	80
2-BRRT-070710-2	3/4" x 3/4" x 1"	40	80
2-BRRT-101005	1" x 1" x 1/2"	15	60
2-BRRT-101007	1" x 1" x 3/4"	12	48
2-BRRT-202007	2" x 2" x 3/4"	10	20
2-BRRT-202010	2" x 2" x 1"	10	20
2-BRRT-202012	2" x 2" x 1-1/4"	8	16

### Union - FPT



2-BRU-02	1/4"	20	240
2-BRU-05	1/2"	50	100
2-BRU-07	3/4"	35	70
2-BRU-10	1"	20	40
2-BRU-12	1-1/4"	15	30
2-BRU-15	1-1/2"	10	20
2-BRU-20	2"	6	12

Contact your sales rep for any further information

Toll Free: 1-800-561-3164

boshart.com

Rev. 5.6

## CLASS 125 NO LEAD CAST BRONZE FITTINGS

- Material Specifications
  - ASTM B584 Copper Alloy Sand Castings
- Dimensional Specifications
  - ANSI/ASME B16.15 Threaded Fittings
  - ANSI/ASME B16.18 Solder Fittings
  - ANSI/ASME B16.24 Flanges
- Thread Specifications
  - ANSI/ASME B1.20.1 Pipe Threads
- NSF/ANSI 61 & 372

**Quantity List**  
**L1 L2 Price - E**  
**List Price Effective: May 27, 2022**



**Bushing**  
**MPT x FPT Connection**

Part No.	Size	L1	L2	Price - E
NLBRB-0201	1/4" x 1/8"	120	1440	\$ 37.06
NLBRB-0301	3/8" x 1/8"	75	900	\$ 37.06
NLBRB-0302	3/8" x 1/4"	75	900	\$ 37.06
NLBRB-0501-3	1/2" x 1/8"	150	600	\$ 52.90
NLBRB-0502	1/2" x 1/4"	150	600	\$ 39.96
NLBRB-0503	1/2" x 3/8"	150	600	\$ 39.96
NLBRB-0701-3	3/4" x 1/8"	75	300	\$ 72.98
NLBRB-0702-3	3/4" x 1/4"	75	300	\$ 70.06
NLBRB-0703	3/4" x 3/8"	75	300	\$ 50.24
NLBRB-0705	3/4" x 1/2"	75	300	\$ 50.24
NLBRB-1002-3	1" x 1/4"	50	200	\$ 104.17
NLBRB-1003-3	1" x 3/8"	50	200	\$ 100.32
NLBRB-1005	1" x 1/2"	50	200	\$ 81.92
NLBRB-1007	1" x 3/4"	50	200	\$ 81.92
NLBRB-1202-3	1-1/4" x 1/4"	30	120	\$ 198.80
NLBRB-1203-3	1-1/4" x 3/8"	30	120	\$ 198.80
NLBRB-1205-3	1-1/4" x 1/2"	30	120	\$ 169.86
NLBRB-1207	1-1/4" x 3/4"	30	120	\$ 137.41
NLBRB-1210	1-1/4" x 1"	30	120	\$ 137.41
NLBRB-1505-3	1-1/2" x 1/2"	25	75	\$ 228.18
NLBRB-1507-3	1-1/2" x 3/4"	25	75	\$ 219.33
NLBRB-1510	1-1/2" x 1"	25	75	\$ 169.75
NLBRB-1512	1-1/2" x 1-1/4"	25	75	\$ 169.75
NLBRB-2005-3	2" x 1/2"	20	60	\$ 331.86
NLBRB-2007-3	2" x 3/4"	20	60	\$ 331.86
NLBRB-2010-3	2" x 1"	20	60	\$ 319.00
NLBRB-2012	2" x 1-1/4"	20	60	\$ 258.79
NLBRB-2015	2" x 1-1/2"	20	60	\$ 258.79
NLBRB-2510-3	2-1/2" x 1"	15	30	\$ 768.52
NLBRB-2512-3	2-1/2" x 1-1/4"	15	30	\$ 737.81
NLBRB-2515	2-1/2" x 1-1/2"	15	30	\$ 611.14
NLBRB-2520	2-1/2" x 2"	15	30	\$ 611.14
NLBRB-3020	3" x 2"	12	24	\$ 1,076.94
NLBRB-3025	3" x 2-1/2"	12	24	\$ 1,076.94
NLBRB-4020-3	4" x 2"	5	10	\$ 3,238.59
NLBRB-4025	4" x 2-1/2"	5	10	\$ 2,422.33
NLBRB-4030	4" x 3"	5	10	\$ 2,422.33



**Cap**  
**FPT Connection**

Part No.	Size	L1	L2	Price - E
NLBRCA-01	1/8"	120	1440	\$ 38.19
NLBRCA-02	1/4"	80	960	\$ 38.19
NLBRCA-03	3/8"	60	720	\$ 38.19
NLBRCA-05	1/2"	75	300	\$ 48.55
NLBRCA-07	3/4"	40	160	\$ 64.35
NLBRCA-10	1"	25	100	\$ 90.51
NLBRCA-12	1-1/4"	20	80	\$ 159.37
NLBRCA-15	1-1/2"	18	54	\$ 209.27
NLBRCA-20	2"	12	36	\$ 358.18
NLBRCA-25	2-1/2"	20	40	\$ 760.27
NLBRCA-30	3"	24		\$ 1,404.00
NLBRCA-40	4"	6	12	\$ 2,687.48



**Coupling**  
**FPT Connection**

Part No.	Size	L1	L2	Price - E
NLBRC-01	1/8"	70	840	\$ 46.51
NLBRC-02	1/4"	40	480	\$ 46.51
NLBRC-03	3/8"	40	480	\$ 46.51
NLBRC-05	1/2"	60	240	\$ 60.70
NLBRC-07	3/4"	50	150	\$ 83.43

Contact your sales rep for any further information

**Toll Free: 1-800-561-3164**  
**boshart.com**

## CLASS 125 NO LEAD CAST BRONZE FITTINGS



Part No.	Size	Quantity		List Price - E
		L1	L2	
List Price Effective: May 27, 2022				
NLBRC-10	1"	25	100	\$ 140.03
NLBRC-12	1-1/4"	16	64	\$ 199.18
NLBRC-15	1-1/2"	18	36	\$ 259.49
NLBRC-20	2"	12	24	\$ 428.13
NLBRC-25	2-1/2"	8	16	\$ 806.01
NLBRC-30	3"	12		\$ 1,335.31
NLBRC-40	4"	6		\$ 2,756.35

### Reducing Coupling FPT Connection

NLBRRC-0201	1/4" x 1/8"	50	600	\$ 55.15
NLBRRC-0301	3/8" x 1/8"	35	420	\$ 55.15
NLBRRC-0302	3/8" x 1/4"	30	360	\$ 55.15
NLBRRC-0501-3	1/2" x 1/8"	75	300	\$ 80.12
NLBRRC-0502	1/2" x 1/4"	75	300	\$ 59.68
NLBRRC-0503	1/2" x 3/8"	60	240	\$ 59.68
NLBRRC-0702-3	3/4" x 1/4"	45	180	\$ 109.73
NLBRRC-0703	3/4" x 3/8"	45	180	\$ 80.12
NLBRRC-0705	3/4" x 1/2"	60	180	\$ 80.12
NLBRRC-1003-3	1" x 3/8"	30	120	\$ 175.33
NLBRRC-1005	1" x 1/2"	30	120	\$ 175.33
NLBRRC-1007	1" x 3/4"	25	100	\$ 175.33
NLBRRC-1205-3	1-1/4" x 1/2"	25	75	\$ 288.76
NLBRRC-1207	1-1/4" x 3/4"	25	75	\$ 259.49
NLBRRC-1210	1-1/4" x 1"	15	60	\$ 259.49
NLBRRC-1505-3	1-1/2" x 1/2"	20	60	\$ 358.53
NLBRRC-1507-3	1-1/2" x 3/4"	15	60	\$ 358.53
NLBRRC-1510	1-1/2" x 1"	25	50	\$ 328.60
NLBRRC-1512	1-1/2" x 1-1/4"	12	48	\$ 328.60
NLBRRC-2005-3	2" x 1/2"	12	36	\$ 537.53
NLBRRC-2007-3	2" x 3/4"	12	36	\$ 537.53
NLBRRC-2010-3	2" x 1"	12	36	\$ 537.53
NLBRRC-2012	2" x 1-1/4"	9	27	\$ 508.57
NLBRRC-2015	2" x 1-1/2"	9	27	\$ 508.57
NLBRRC-2515	2-1/2" x 1-1/2"	7	14	\$ 990.94
NLBRRC-2520	2-1/2" x 2"	7	14	\$ 990.94
NLBRRC-3020	3" x 2"	6	12	\$ 1,768.17
NLBRRC-3025	3" x 2-1/2"	5	10	\$ 1,768.17
NLBRRC-4030	4" x 3"	3	6	\$ 4,237.57



### Cross FPT Connection

NLBRCR-02	1/4"	60	240	\$ 123.37
NLBRCR-03	3/8"	50	150	\$ 123.37
NLBRCR-05	1/2"	30	90	\$ 164.93
NLBRCR-07	3/4"	20	60	\$ 234.97
NLBRCR-10	1"	15	30	\$ 377.30
NLBRCR-12	1-1/4"	10	20	\$ 638.94
NLBRCR-15	1-1/2"	8	16	\$ 846.31
NLBRCR-20	2"	5	10	\$ 1,735.07



### 45° Elbow FPT Connection

NLBRE4-01	1/8"	50	600	\$ 61.23
NLBRE4-02	1/4"	30	360	\$ 61.23
NLBRE4-03	3/8"	75	300	\$ 61.23
NLBRE4-05	1/2"	50	200	\$ 66.18
NLBRE4-07	3/4"	40	120	\$ 100.13
NLBRE4-10	1"	20	60	\$ 169.75
NLBRE4-12	1-1/4"	20	40	\$ 269.57
NLBRE4-15	1-1/2"	10	30	\$ 338.69
NLBRE4-20	2"	12	24	\$ 549.96
NLBRE4-25	2-1/2"	12		\$ 1,205.91
NLBRE4-30	3"	10		\$ 2,230.88
NLBRE4-40	4"	2	4	\$ 4,987.10

Contact your sales rep for any further information

Toll Free: 1-800-561-3164

boshart.com



## CLASS 125 NO LEAD CAST BRONZE FITTINGS



Part No.	Size	Quantity		List Price - E
		L1	L2	

List Price Effective: May 27, 2022

### 90° Elbow FPT Connection

NLBRE-01	1/8"	50	600	\$ 56.27
NLBRE-02	1/4"	35	420	\$ 56.27
NLBRE-03	3/8"	90	360	\$ 56.27
NLBRE-05	1/2"	50	200	\$ 63.03
NLBRE-07	3/4"	35	105	\$ 109.26
NLBRE-10	1"	20	60	\$ 182.77
NLBRE-12	1-1/4"	20	40	\$ 232.02
NLBRE-15	1-1/2"	15	30	\$ 306.55
NLBRE-20	2"	8	16	\$ 565.58
NLBRE-25	2-1/2"	12		\$ 1,142.66
NLBRE-30	3"	8		\$ 2,072.35
NLBRE-40	4"	2		\$ 4,143.03



### Reducing 90° Elbow FPT Connection

NLBRRE-0301	3/8" x 1/8"	105	420	\$ 88.21
NLBRRE-0502	1/2" x 1/4"	60	240	\$ 95.30
NLBRRE-0503	1/2" x 3/8"	60	240	\$ 95.30
NLBRRE-0703	3/4" x 3/8"	40	160	\$ 129.74
NLBRRE-0705	3/4" x 1/2"	40	160	\$ 129.74
NLBRRE-1005	1" x 1/2"	25	100	\$ 226.45
NLBRRE-1007	1" x 3/4"	50	100	\$ 226.45
NLBRRE-1205	1-1/4" x 1/2"	20	80	\$ 344.23
NLBRRE-1207	1-1/4" x 3/4"	15	60	\$ 344.23
NLBRRE-1210	1-1/4" x 1"	10	40	\$ 344.23
NLBRRE-1507	1-1/2" x 3/4"	10	40	\$ 439.13
NLBRRE-1510	1-1/2" x 1"	10	40	\$ 439.13
NLBRRE-1512	1-1/2" x 1-1/4"	15	30	\$ 439.13
NLBRRE-2005	2" x 1/2"	10	40	\$ 782.12
NLBRRE-2007	2" x 3/4"	9	36	\$ 782.12
NLBRRE-2010	2" x 1"	14	28	\$ 782.12
NLBRRE-2012	2" x 1-1/4"	25		\$ 782.12
NLBRRE-2015	2" x 1-1/2"	10	20	\$ 782.12
NLBRRE-2515	2-1/2" x 1-1/2"	16		\$ 1,602.06
NLBRRE-2520	2-1/2" x 2"	6	12	\$ 1,602.06
NLBRRE-3020	3" x 2"	4	8	\$ 3,445.50



### 45° Street Elbow MPT x FPT Connection

NLBRSE4-01	1/8"	70	840	\$ 83.43
NLBRSE4-02	1/4"	40	480	\$ 83.43
NLBRSE4-03	3/8"	100	400	\$ 83.43
NLBRSE4-05	1/2"	75	225	\$ 90.04
NLBRSE4-07	3/4"	40	120	\$ 129.41
NLBRSE4-10	1"	25	75	\$ 219.33
NLBRSE4-12	1-1/4"	10	40	\$ 338.69
NLBRSE4-15	1-1/2"	10	30	\$ 503.30
NLBRSE4-20	2"	12	24	\$ 786.37

Contact your sales rep for any further information

Toll Free: 1-800-561-3164

boshart.com

Part No.                      Size                                      Quantity    List  
    L1    L2    Price - E  
 List Price Effective: May 27, 2022



**90° Street Elbow  
MPT x FPT Connection**

NLBRSE-01	1/8"	60	720	\$ 74.39
NLBRSE-02	1/4"	35	420	\$ 74.39
NLBRSE-03	3/8"	60	240	\$ 74.39
NLBRSE-05	1/2"	60	180	\$ 91.89
NLBRSE-07	3/4"	35	105	\$ 109.73
NLBRSE-10	1"	45	90	\$ 179.96
NLBRSE-12	1-1/4"	25	50	\$ 328.60
NLBRSE-15	1-1/2"	9	27	\$ 358.37
NLBRSE-20	2"	8	16	\$ 607.75
NLBRSE-25	2-1/2"	5	10	\$ 1,266.22
NLBRSE-30	3"	8		\$ 2,618.58
NLBRSE-40	4"	4		\$ 6,438.53



**Plug  
FPT Connection**

NLBRP-05	1/2"	50	600	\$ 41.87
NLBRP-07	3/4"	30	360	\$ 58.42
NLBRP-10	1"	20	240	\$ 81.47
NLBRP-12	1-1/4"	40	120	\$ 108.80
NLBRP-15	1-1/2"	30	90	\$ 174.77
NLBRP-20	2"	20	60	\$ 229.06
NLBRP-25	2-1/2"	16	32	\$ 449.52
NLBRP-30	3"	16	32	\$ 853.10
NLBRP-40	4"	6	12	\$ 1,629.22



**Solid Plug  
MPT Connection**

NLBRP-01	1/8"	400	4800	\$ 46.51
NLBRP-02	1/4"	150	1800	\$ 46.51
NLBRP-03	3/8"	120	1440	\$ 46.51
NLBRPS-05	1/2"	50	600	\$ 50.24
NLBRPS-07	3/4"	35	420	\$ 79.62
NLBRPS-10	1"	20	240	\$ 126.50
NLBRPS-12	1-1/4"	30	120	\$ 278.55
NLBRPS-15	1-1/2"	30	90	\$ 317.24
NLBRPS-20	2"	10	60	\$ 503.54



**Tee  
FPT Connection**

NLBRT-01	1/8"	120	480	\$ 67.41
NLBRT-02	1/4"	75	300	\$ 64.96
NLBRT-03	3/8"	45	180	\$ 67.41
NLBRT-05	1/2"	40	120	\$ 92.25
NLBRT-07	3/4"	35	70	\$ 145.65
NLBRT-10	1"	20	40	\$ 240.93
NLBRT-12	1-1/4"	14	28	\$ 308.76
NLBRT-15	1-1/2"	12	24	\$ 480.30
NLBRT-20	2"	8	16	\$ 686.54
NLBRT-25	2-1/2"	4	8	\$ 1,516.40
NLBRT-30	3"	6		\$ 2,782.13
NLBRT-40	4"	2		\$ 6,908.39



**Reducing Tee  
FPT Connection**

NLBRRT-020201	1/4" x 1/4" x 1/8"	125	500	\$ 110.07
NLBRRT-050502	1/2" x 1/2" x 1/4"	40	160	\$ 118.89
NLBRRT-050503	1/2" x 1/2" x 3/8"	40	160	\$ 118.89
NLBRRT-050507-2	1/2" x 1/2" x 3/4"	30	120	\$ 146.40
NLBRRT-070505-2	3/4" x 1/2" x 1/2"	25	100	\$ 160.61
NLBRRT-070507	3/4" x 1/2" x 3/4"	20	80	\$ 161.80
NLBRRT-070702	3/4" x 3/4" x 1/4"	25	100	\$ 146.40
NLBRRT-070703	3/4" x 3/4" x 3/8"	25	100	\$ 146.40
NLBRRT-070705	3/4" x 3/4" x 1/2"	20	80	\$ 146.40
NLBRRT-070710-2	3/4" x 3/4" x 1"	40	80	\$ 332.34

Contact your sales rep for any further information

Toll Free: 1-800-561-3164  
 boshart.com

## BRASS NIPPLES & READY CUT PIPE

Part No.	Size	Quantity		List Price - E
		L1	L2	
<i>List Price Effective: May 27, 2022</i>				
NLBRRT-100505-2	1" x 1/2" x 1/2"	15	60	\$ 337.81
NLBRRT-100507-2	1" x 1/2" x 3/4"	80		\$ 337.81
NLBRRT-100510	1" x 1/2" x 1"	15	60	\$ 337.81
NLBRRT-100707-2	1" x 3/4" x 3/4"	15	60	\$ 332.34
NLBRRT-100710	1" x 3/4" x 1"	30	60	\$ 332.34
NLBRRT-101002	1" x 1" x 1/4"	11	44	\$ 332.34
NLBRRT-101003	1" x 1" x 3/8"	15	60	\$ 332.34
NLBRRT-101005	1" x 1" x 1/2"	15	60	\$ 332.34
NLBRRT-101007	1" x 1" x 3/4"	12	48	\$ 332.34
NLBRRT-121205	1-1/4" x 1-1/4" x 1/2"	20	40	\$ 474.78
NLBRRT-121207	1-1/4" x 1-1/4" x 3/4"	20	40	\$ 474.78
NLBRRT-121210	1-1/4" x 1-1/4" x 1"	20	40	\$ 474.78
NLBRRT-151505	1-1/2" x 1-1/2" x 1/2"	18	36	\$ 639.53
NLBRRT-151507	1-1/2" x 1-1/2" x 3/4"	15	30	\$ 639.53
NLBRRT-151510	1-1/2" x 1-1/2" x 1"	10	30	\$ 639.53
NLBRRT-151512	1-1/2" x 1-1/2" x 1-1/4"	12	24	\$ 639.53
NLBRRT-202005	2" x 2" x 1/2"	10	20	\$ 1,069.98
NLBRRT-202007	2" x 2" x 3/4"	10	20	\$ 1,069.98
NLBRRT-202010	2" x 2" x 1"	10	20	\$ 1,069.98
NLBRRT-202012	2" x 2" x 1-1/4"	8	16	\$ 1,069.98
NLBRRT-202015	2" x 2" x 1-1/2"	8	16	\$ 1,069.98



### Union FPT Connection

NLBRU-01	1/8"	60	240	\$ 172.16
NLBRU-02	1/4"	20	240	\$ 172.16
NLBRU-03	3/8"	40	160	\$ 172.16
NLBRU-05	1/2"	50	100	\$ 188.99
NLBRU-07	3/4"	35	70	\$ 219.33
NLBRU-10	1"	20	40	\$ 343.58
NLBRU-12	1-1/4"	15	30	\$ 503.70
NLBRU-15	1-1/2"	10	20	\$ 551.05
NLBRU-20	2"	6	12	\$ 930.96
NLBRU-25	2-1/2"	4	8	\$ 2,282.84
NLBRU-30	3"	4	8	\$ 4,237.85
NLBRU-40	4"	2	4	\$ 9,440.28

BRONZE FITTINGS  
& NIPPLES

## BRASS NIPPLES & READY CUT PIPE



Red Brass nipples are produced from red brass pipe which has higher copper content than yellow brass and offers much better corrosion resistance from water and resists attack from salt water, & minerals, contained in water. Ideal for use in high corrosion installations such as barns, underground installations, wells, basements or any other damp environments. Much longer lifespan than galvanized fittings.



- Material Specifications
  - ASTM B43 Brass Pipe
- Dimensional Specifications
  - ASTM B687 Pipe Nipples

- Thread Specifications
  - ANSI/ASME B1.20.1 Pipe Threads
- NSF/ANSI 61 & 372
- CRN's are available

Part No.	Pipe Length	Quantity		Part No.	Pipe Length	Quantity	
		L1	L2			L1	L2
<b>Pipe Size - 1/8"</b>							
BRN-01	3/4" - Close	25	600	BRN-0130	3"	25	600
BRN-0115	1-1/2"	25	600	BRN-0135	3-1/2"	25	600
BRN-0120	2"	25	600	BRN-0140	4"	25	600
BRN-0125	2-1/2"	25	600	BRN-0145	4-1/2"	25	400
				BRN-0150	5"	25	400
				BRN-0155	5-1/2"	25	400

Contact your sales rep for any further information

Toll Free: 1-800-561-3164  
boshart.com

Part No.	Pipe Length	Quantity	
		L1	L2
BRN-0160	6"	25	400
BRN-0170	7"	25	200
BRN-0180	8"	25	200
BRN-0190	9"	25	200
BRN-01100	10"	25	150
BRN-01120	12"	25	150

**Pipe Size - 1/4"**

BRN-02	7/8" - Close	25	600
BRN-0215	1-1/2"	25	600
BRN-0220	2"	25	600
BRN-0225	2-1/2"	25	600
BRN-0230	3"	25	600
BRN-0235	3-1/2"	25	400
BRN-0240	4"	25	400
BRN-0245	4-1/2"	25	400
BRN-0250	5"	25	300
BRN-0255	5-1/2"	25	300
BRN-0260	6"	25	300
BRN-0280	8"	25	200
BRN-0290	9"	25	200
BRN-02100	10"	25	150
BRN-02120	12"	25	150

**Pipe Size - 3/8"**

BRN-03	1" - Close	25	600
BRN-0315	1-1/2"	25	600
BRN-0320	2"	25	600
BRN-0325	2-1/2"	25	400
BRN-0330	3"	25	400
BRN-0335	3-1/2"	25	400
BRN-0340	4"	25	300
BRN-0345	4-1/2"	25	300
BRN-0350	5"	25	200
BRN-0355	5-1/2"	25	200
BRN-0360	6"	25	200
BRN-0380	8"	25	150
BRN-03100	10"	25	100
BRN-03120	12"	25	100

**Pipe Size - 1/2"**

BRN-05	1-1/8" - Close	25	600
BRN-0515	1-1/2"	25	600
BRN-0520	2"	25	400
BRN-0525	2-1/2"	25	400
BRN-0530	3"	25	300
BRN-0535	3-1/2"	25	200
BRN-0540	4"	25	200
BRN-0545	4-1/2"	25	200
BRN-0550	5"	25	150
BRN-0555	5-1/2"	25	150
BRN-0560	6"	25	150
BRN-0570	7"	25	100
BRN-0580	8"	25	100

Part No.	Pipe Length	Quantity	
		L1	L2
BRN-0590	9"	25	100
BRN-05100	10"	25	75
BRN-05120	12"	25	75
BRRCP-05180	18"	5	
BRRCP-05240	24"	5	
BRRCP-05300	30"	5	
BRRCP-05360	36"	5	

**Pipe Size - 3/4"**

BRN-07	1-3/8" - Close	25	400
BRN-0715	1-1/2"	25	400
BRN-0720	2"	25	300
BRN-0725	2-1/2"	25	300
BRN-0730	3"	25	200
BRN-0735	3-1/2"	25	200
BRN-0740	4"	25	150
BRN-0745	4-1/2"	25	150
BRN-0750	5"	25	100
BRN-0755	5-1/2"	25	100
BRN-0760	6"	25	100
BRN-0770	7"	25	75
BRN-0780	8"	25	75
BRN-07100	10"	25	50
BRN-07110	11"	25	50
BRN-07120	12"	25	50
BRRCP-07180	18"	5	
BRRCP-07240	24"	5	
BRRCP-07300	30"	5	
BRRCP-07360	36"	5	

**Pipe Size - 1"**

BRN-10	1-1/2" - Close	25	300
BRN-1020	2"	25	200
BRN-1025	2-1/2"	25	200
BRN-1030	3"	25	150
BRN-1035	3-1/2"	25	150
BRN-1040	4"	25	100
BRN-1045	4-1/2"	25	100
BRN-1050	5"	25	100
BRN-1055	5-1/2"	25	75
BRN-1060	6"	25	75
BRN-1070	7"	25	50
BRN-1080	8"	25	50
BRN-1090	9"	25	50
BRN-10100	10"	20	40
BRN-10110	11"	20	40
BRN-10120	12"	20	40
BRRCP-10180	18"	3	

Contact your sales rep for any further information

Toll Free: 1-800-561-3164  
boshart.com

Part No.	Pipe Length	Quantity	
		L1	L2
BRRCP-10240	24"	3	
BRRCP-10300	30"	3	
BRRCP-10360	36"	3	

**Pipe Size - 1-1/4"**

BRN-12	1-5/8" - Close	25	150
BRN-1220	2"	25	150
BRN-1225	2-1/2"	25	150
BRN-1230	3"	25	100
BRN-1235	3-1/2"	25	100
BRN-1240	4"	25	75
BRN-1245	4-1/2"	25	75
BRN-1250	5"	25	50
BRN-1255	5-1/2"	25	50
BRN-1260	6"	25	50
BRN-1280	8"	20	40
BRN-1290	9"	15	30
BRN-12100	10"	30	
BRN-12120	12"	20	
BRRCP-12180	18"	3	
BRRCP-12240	24"	3	
BRRCP-12300	30"	3	
BRRCP-12360	36"	3	

**Pipe Size - 1-1/2"**

BRN-15	1-3/4" - Close	25	100
BRN-1520	2"	25	75
BRN-1525	2-1/2"	25	75
BRN-1530	3"	25	50
BRN-1535	3-1/2"	25	50
BRN-1540	4"	25	50
BRN-1545	4-1/2"	25	50
BRN-1550	5"	25	50
BRN-1555	5-1/2"	50	
BRN-1560	6"	40	
BRN-1580	8"	30	
BRN-15100	10"	20	
BRN-15120	12"	20	
BRRCP-15180	18"	3	
BRRCP-15240	24"	3	
BRRCP-15300	30"	3	
BRRCP-15360	36"	3	

**Pipe Size - 2"**

BRN-20	2" - Close	25	75
BRN-2025	2-1/2"	25	50
BRN-2030	3"	25	50
BRN-2035	3-1/2"	40	
BRN-2040	4"	40	
BRN-2045	4-1/2"	40	
BRN-2050	5"	40	

Part No.	Pipe Length	Quantity	
		L1	L2
BRN-2055	5-1/2"	30	
BRN-2060	6"	30	
BRN-2070	7"	20	
BRN-2080	8"	20	
BRN-2090	9"	20	
BRN-20100	10"	20	
BRN-20120	12"	15	
BRRCP-20180	18"	3	
BRRCP-20240	24"	3	
BRRCP-20300	30"	3	
BRRCP-20360	36"	3	
BRRCP-20480	48"	3	

**Pipe Size - 2-1/2"**

BRN-25	2-1/2" - Close	40	
BRN-2530	3"	40	
BRN-2535	3-1/2"	30	
BRN-2540	4"	30	
BRN-2545	4-1/2"	30	
BRN-2550	5"	20	
BRN-2555	5-1/2"	20	
BRN-2560	6"	20	
BRN-2580	8"	10	
BRN-25100	10"	10	
BRN-25120	12"	10	

**Pipe Size - 3"**

BRN-30	2-5/8" - Close	30	
BRN-3030	3"	20	
BRN-3035	3-1/2"	15	
BRN-3040	4"	15	
BRN-3045	4-1/2"	15	
BRN-3050	5"	15	
BRN-3055	5-1/2"	15	
BRN-3060	6"	10	
BRN-3080	8"	7	
BRN-30100	10"	5	
BRN-30120	12"	5	

**Pipe Size - 4"**


BRN-40	2-7/8" - Close	20	
BRN-4035	3-1/2"	10	
BRN-4040	4"	10	
BRN-4045	4-1/2"	8	
BRN-4050	5"	8	
BRN-4060	6"	8	
BRN-4080	8"	4	
BRN-40120	12"	4	


BRONZE FITTINGS & NIPPLES


## SOLDER & DROP EAR FITTINGS

These solder fittings connect to copper pipe. Drop ear elbows allow for the elbow to be mounted and secured to a stud, plywood, etc.

• NSF/ANSI 372



Part No.	Size	Quantity	
		L1	L2
			
BRDECC-05NL	1/2"	25	200

Part No.	Size	Quantity	
		L1	L2
			
BRDECF-05NL	1/2"	25	200

Contact your sales rep for any further information

Toll Free: 1-800-561-3164  
boshart.com

Part No.                      Size                      Quantity  
L1    L2

**Dropear 90° Elbow - Crimp PEX x FPT**



BRDEPF-05NL	1/2"	25	200
-------------	------	----	-----

**90° Elbow - C x FPT**



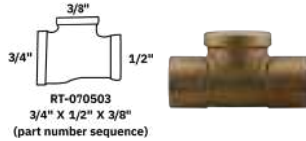
BRECF-0507NL	1/2" x 3/4"	25	200
BRECF-05NL	1/2"	25	200
BRECF-0705NL	3/4" x 1/2"	25	200
BRECF-07NL	3/4"	25	100
BRECF-10NL	1"	10	120

**90° Elbow - C x MPT**



BSF-CME05NL	1/2"	25	300
BSF-CME07NL	3/4"	25	300
BSF-CME10NL	1"	10	120

**Tee - C x C x FPT**

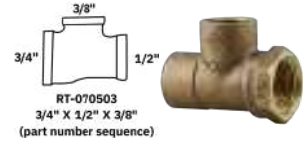


BSF-CCFT05NL	1/2"	25	300
--------------	------	----	-----

Part No.                      Size                      Quantity  
L1    L2

BSF-CCFT070705NL	3/4" x 3/4" x 1/2"	25	150
BSF-CCFT07NL	3/4"	25	150
BSF-CCFT101005NL	1" x 1" x 1/2"	8	80
BSF-CCFT101007NL	1" x 1" x 3/4"	8	80
BSF-CCFT10NL	1"	8	80
BSF-CCFT121207NL	1-1/4" x 1-1/4" x 3/4"	6	60
BSF-CCFT151507NL	1-1/2" x 1-1/2" x 3/4"	10	60

**Tee - C x FPT x C**



BSF-CFCT05NL	1/2"	25	150
BSF-CFCT070507NL	3/4" x 1/2" x 3/4"	25	150
BSF-CFCT07NL	3/4"	25	150
BSF-CFCT100510NL	1" x 1/2" x 1"	25	150
BSF-CFCT100710NL	1" x 3/4" x 1"	8	80
BSF-CFCT120512NL	1-1/4" x 1/2" x 1-1/4"	10	60
BSF-CFCT120712NL	1-1/4" x 3/4" x 1-1/4"	10	60
BSF-CFCT200720NL	2" x 3/4" x 2"	3	36

**Baseboard Tee - CxC**



BSF-CBT070107NL	3/4" x 1/8" x 3/4"	25	300
-----------------	--------------------	----	-----

## CLASS 150 BRONZE COMPANION FLANGES

- Material Specifications
  - ASTM B584 Copper Alloy Sand Castings- C84400 (Bronze), C89833 (No Lead Bronze)

- Dimensional Specifications
  - ANSI/ASME B16.24 Copper Pipe Flanges and Flanged Fittings
- Thread Specifications
  - ANSI/ASME B1.20.1 Pipe Threads

Part No.                      Pipe Size                      Flange Diameter                      Number of Holes                      Quantity  
L1    L2



**Bronze, FPT Connection**

2-BRCF-05	1/2"	3-1/2"	4	15	60
2-BRCF-07	3/4"	3-7/8"	4	15	45
2-BRCF-10	1"	4-1/4"	4	15	30
2-BRCF-12	1-1/4"	4-3/5"	4	15	30
2-BRCF-15	1-1/2"	5"	4	15	
2-BRCF-20	2"	6"	4	10	20
2-BRCF-25	2-1/2"	7"	4	5	10
2-BRCF-30	3"	7-1/2"	4	4	8
2-BRCF-40	4"	9"	8	3	6

## CLASS 150 NO LEAD BRONZE COMPANION FLANGES

Contact your sales rep for any further information

Toll Free: 1-800-561-3164  
boshart.com



Part No.	Pipe Size	Flange Diameter	Number of Holes	Quantity	
				L1	L2
<b>Bronze, FPT Connection</b>					
NLBRCF-05	1/2"	3-1/2"	4	15	60
NLBRCF-07	3/4"	3-7/8"	4	15	45
NLBRCF-10	1"	4-1/4"	4	15	30
NLBRCF-12	1-1/4"	4-3/5"	4	15	30
NLBRCF-15	1-1/2"	5"	4	15	15
NLBRCF-20	2"	6"	4	10	20
NLBRCF-25	2-1/2"	7"	4	5	10
NLBRCF-30	3"	7-1/2"	4	4	8
NLBRCF-40	4"	9"	8	3	6

## CLASS 150 HEAVY 304 STAINLESS FITTINGS - MSS SP114

Boshart recommends using both Gray Stainless Steel PTFE Tape & Gray Magic Pipe Thread Compound together for joining stainless steel threaded fittings

- Material Specifications
  - ASTM A351 Austenitic Steel Castings
- Dimensional Specifications
  - MSS SP114 Corrosion Resistant Threaded Fittings
  - ANSI/ASME B16.14 Threaded Plugs, Bushings & Locknuts
  - ANSI/ASME B16.36 Threaded Unions

- Thread Specifications
  - ANSI/ASME B1.20.1 Pipe Threads
- NSF/ANSI 61 & 372
- CRNs are available



Part No.	Size	Quantity	
		L1	L2



**Bushing - MPT x FPT**  
\* Octagon Head  $\phi$ 10 Sided Head

SSH304B-0201	1/4" x 1/8"	200	1200
SSH304B-0301	3/8" x 1/8"	150	600
SSH304B-0302	3/8" x 1/4"	150	600
SSH304B-0501-3	1/2" x 1/8"	150	600
SSH304B-0502	1/2" x 1/4"	150	600
SSH304B-0503	1/2" x 3/8"	150	600
SSH304B-0701-3	3/4" x 1/8"	50	300
SSH304B-0702-3	3/4" x 1/4"	50	300
SSH304B-0703	3/4" x 3/8"	50	300
SSH304B-0705	3/4" x 1/2"	50	300
SSH304B-1002-3	1" x 1/4"	50	200
SSH304B-1003-3	1" x 3/8"	50	200
SSH304B-1005	1" x 1/2"	50	200
SSH304B-1007	1" x 3/4"	50	200
SSH304B-1202-3	1-1/4" x 1/4"	30	120
SSH304B-1203-3	1-1/4" x 3/8"	30	120
SSH304B-1205-3	1-1/4" x 1/2"	30	120
SSH304B-1207	1-1/4" x 3/4"	30	120
SSH304B-1210	1-1/4" x 1"	30	120
SSH304B-1505-3	1-1/2" x 1/2"	25	75
SSH304B-1507-3	1-1/2" x 3/4"	25	75
SSH304B-1510	1-1/2" x 1"	25	75
SSH304B-1512	1-1/2" x 1-1/4"	25	75
SSH304B-2005-3	2" x 1/2"	20	60
SSH304B-2007-3	2" x 3/4"	20	60
SSH304B-2010-3	2" x 1"	20	60
SSH304B-2012	2" x 1-1/4"	20	60
SSH304B-2015	2" x 1-1/2"	20	60
SSH304B-2510-3 *	2-1/2" x 1"	24	
SSH304B-2512-3 *	2-1/2" x 1-1/4"	24	
SSH304B-2515 *	2-1/2" x 1-1/2"	24	
SSH304B-2520 *	2-1/2" x 2"	24	
SSH304B-3020 *	3" x 2"	20	
SSH304B-3025 *	3" x 2-1/2"	20	
SSH304B-4020-3 $\diamond$	4" x 2"	10	
SSH304B-4025 $\diamond$	4" x 2-1/2"	10	
SSH304B-4030 $\diamond$	4" x 3"	10	

Part No.	Size	Quantity	
		L1	L2



**Cap - FPT**

SSH304CA-01	1/8"	200	1200
SSH304CA-02	1/4"	200	800
SSH304CA-03	3/8"	100	600
SSH304CA-05	1/2"	75	300
SSH304CA-07	3/4"	60	240
SSH304CA-10	1"	35	140
SSH304CA-12	1-1/4"	25	100
SSH304CA-15	1-1/2"	25	75
SSH304CA-20	2"	18	54
SSH304CA-25	2-1/2"	30	
SSH304CA-30	3"	20	
SSH304CA-40	4"	14	

**Coupling - FPT**



SSH304C-01	1/8"	120	720
SSH304C-02	1/4"	120	480
SSH304C-03	3/8"	50	300
SSH304C-05	1/2"	60	240
SSH304C-07	3/4"	50	150
SSH304C-10	1"	25	75
SSH304C-12	1-1/4"	32	64
SSH304C-15	1-1/2"	18	36
SSH304C-20	2"	12	24
SSH304C-25	2-1/2"	16	
SSH304C-30	3"	12	
SSH304C-40	4"	7	

**Merchant Coupling - FPT**  
Threads are NPT taper tapped.



SSH304MC-05	1/2"	60	240
SSH304MC-07	3/4"	50	150
SSH304MC-10	1"	25	75
SSH304MC-12	1-1/4"	32	64
SSH304MC-15	1-1/2"	18	36
SSH304MC-20	2"	12	24

Contact your sales rep for any further information

Toll Free: 1-800-561-3164  
boshart.com



## CLASS 150 HEAVY 304 STAINLESS FITTINGS - MSS SP114

Part No. Size Quantity L1 L2

### Reducing Coupling - FPT



SSH304RC-0201	1/4" x 1/8"	140	420
SSH304RC-0301	3/8" x 1/8"	120	360
SSH304RC-0302	3/8" x 1/4"	120	360
SSH304RC-0501-3	1/2" x 1/8"	100	300
SSH304RC-0502	1/2" x 1/4"	100	300
SSH304RC-0503	1/2" x 3/8"	80	240
SSH304RC-0702-3	3/4" x 1/4"	60	180
SSH304RC-0703	3/4" x 3/8"	60	180
SSH304RC-0705	3/4" x 1/2"	60	180
SSH304RC-1003-3	1" x 3/8"	60	120
SSH304RC-1005	1" x 1/2"	50	100
SSH304RC-1007	1" x 3/4"	50	100
SSH304RC-1205-3	1-1/4" x 1/2"	40	80
SSH304RC-1207	1-1/4" x 3/4"	40	80
SSH304RC-1210	1-1/4" x 1"	30	60
SSH304RC-1505-3	1-1/2" x 1/2"	30	60
SSH304RC-1507-3	1-1/2" x 3/4"	30	60
SSH304RC-1510	1-1/2" x 1"	25	50
SSH304RC-1512	1-1/2" x 1-1/4"	24	48
SSH304RC-2005-3	2" x 1/2"	21	42
SSH304RC-2007-3	2" x 3/4"	21	42
SSH304RC-2010-3	2" x 1"	21	42
SSH304RC-2012	2" x 1-1/4"	20	
SSH304RC-2015	2" x 1-1/2"	20	
SSH304RC-2515	2-1/2" x 1-1/2"	16	
SSH304RC-2520	2-1/2" x 2"	16	
SSH304RC-3020	3" x 2"	12	
SSH304RC-3025	3" x 2-1/2"	12	
SSH304RC-4020-3	4" x 2"	9	
SSH304RC-4025	4" x 2-1/2"	9	
SSH304RC-4030	4" x 3"	9	

### Cross - FPT



SSH304CR-05	1/2"	45	90
SSH304CR-07	3/4"	30	60
SSH304CR-10	1"	16	32
SSH304CR-12	1-1/4"	9	18
SSH304CR-15	1-1/2"	8	16
SSH304CR-20	2"	6	12

### 45° Elbow - FPT



SSH304E4-01	1/8"	100	600
SSH304E4-02	1/4"	70	420
SSH304E4-03	3/8"	50	300
SSH304E4-05	1/2"	50	200
SSH304E4-07	3/4"	40	120
SSH304E4-10	1"	20	60
SSH304E4-12	1-1/4"	20	40
SSH304E4-15	1-1/2"	15	30
SSH304E4-20	2"	9	18
SSH304E4-25	2-1/2"	15	
SSH304E4-30	3"	10	
SSH304E4-40	4"	6	

Part No. Size Quantity L1 L2

### 90° Elbow - FPT



SSH304E-01	1/8"	100	600
SSH304E-02	1/4"	70	420
SSH304E-03	3/8"	45	270
SSH304E-05	1/2"	50	200
SSH304E-07	3/4"	30	90
SSH304E-10	1"	20	60
SSH304E-12	1-1/4"	20	40
SSH304E-15	1-1/2"	10	20
SSH304E-20	2"	8	16
SSH304E-25	2-1/2"	15	
SSH304E-30	3"	10	
SSH304E-40	4"	5	

### 90° Street Elbow - MPT x FPT



SSH304SE-01	1/8"	100	600
SSH304SE-02	1/4"	70	420
SSH304SE-03	3/8"	40	240
SSH304SE-05	1/2"	60	180
SSH304SE-07	3/4"	30	90
SSH304SE-10	1"	30	60
SSH304SE-12	1-1/4"	20	40
SSH304SE-15	1-1/2"	13	26
SSH304SE-20	2"	7	14
SSH304SE-25	2-1/2"	13	
SSH304SE-30	3"	8	
SSH304SE-40	4"	4	

### Locknut - NPSL



SSH304LN-03	3/8"	100	600
SSH304LN-05	1/2"	100	600
SSH304LN-07	3/4"	50	300
SSH304LN-10	1"	60	240
SSH304LN-12	1-1/4"	60	120
SSH304LN-15	1-1/2"	50	100
SSH304LN-20	2"	80	

### Plug - MPT Cored



SSH304P-01	1/8"	180	1080
SSH304P-02	1/4"	150	900
SSH304P-03	3/8"	90	540
SSH304P-05	1/2"	80	480
SSH304P-07	3/4"	50	300
SSH304P-10	1"	40	160
SSH304P-12	1-1/4"	25	100
SSH304P-15	1-1/2"	36	72
SSH304P-20	2"	15	45
SSH304P-25	2-1/2"	40	
SSH304P-30	3"	30	
SSH304P-40	4"	8	

Contact your sales rep for any further information

Toll Free: 1-800-561-3164  
boshart.com

## CLASS 150 HEAVY 304 STAINLESS FITTINGS - MSS SP114

Part No. Size Quantity  
L1 L2

### Tee - FPT



SSH304T-01	1/8"	75	450
SSH304T-02	1/4"	50	300
SSH304T-03	3/8"	45	180
SSH304T-05	1/2"	40	120
SSH304T-07	3/4"	35	70
SSH304T-10	1"	20	40
SSH304T-12	1-1/4"	14	28
SSH304T-15	1-1/2"	11	22
SSH304T-20	2"	6	12
SSH304T-25	2-1/2"	10	
SSH304T-30	3"	6	
SSH304T-40	4"	4	

Part No. Size Quantity  
L1 L2

### Union - FPT




SSH304U-01	1/8"	60	360
SSH304U-02	1/4"	30	180
SSH304U-03	3/8"	35	140
SSH304U-05	1/2"	30	120
SSH304U-07	3/4"	25	75
SSH304U-10	1"	20	40
SSH304U-12	1-1/4"	18	36
SSH304U-15	1-1/2"	12	24
SSH304U-20	2"	8	16
SSH304U-25	2-1/2"	10	
SSH304U-30	3"	7	
SSH304U-40	4"	5	

## CLASS 150 HEAVY 316 STAINLESS FITTINGS - MSS SP114

Boshart recommends using both Gray Stainless Steel PTFE Tape & Gray Magic Pipe Thread Compound together for joining stainless steel threaded fittings

- Material Specifications
  - ASTM A351 Austenitic Steel Castings
- Dimensional Specifications
  - MSS SP114 Corrosion Resistant Threaded Fittings
  - ANSI/ASME B16.14 Threaded Plugs, Bushings & Locknuts
  - ANSI/ASME B16.36 Threaded Unions

- Thread Specifications
  - ANSI/ASME B1.20.1 Pipe Threads
- NSF/ANSI 61 & 372
- CRNs are available



Part No. Size Quantity  
L1 L2

### Bushing - MPT x FPT

\* Octagon Head  $\phi$ 10 Sided Head



SSH316B-0201	1/4" x 1/8"	200	1200
SSH316B-0301	3/8" x 1/8"	150	600
SSH316B-0302	3/8" x 1/4"	150	600
SSH316B-0501-3	1/2" x 1/8"	150	600
SSH316B-0502	1/2" x 1/4"	150	600
SSH316B-0503	1/2" x 3/8"	150	600
SSH316B-0701-3	3/4" x 1/8"	50	300
SSH316B-0702-3	3/4" x 1/4"	50	300
SSH316B-0703	3/4" x 3/8"	50	300
SSH316B-0705	3/4" x 1/2"	50	300
SSH316B-1002-3	1" x 1/4"	50	200
SSH316B-1003-3	1" x 3/8"	50	200
SSH316B-1005	1" x 1/2"	50	200
SSH316B-1007	1" x 3/4"	50	200
SSH316B-1202-3	1-1/4" x 1/4"	30	120
SSH316B-1203-3	1-1/4" x 3/8"	30	120
SSH316B-1205-3	1-1/4" x 1/2"	30	120
SSH316B-1207	1-1/4" x 3/4"	30	120
SSH316B-1210	1-1/4" x 1"	30	120
SSH316B-1505-3	1-1/2" x 1/2"	25	75
SSH316B-1507-3	1-1/2" x 3/4"	25	75
SSH316B-1510	1-1/2" x 1"	25	75
SSH316B-1512	1-1/2" x 1-1/4"	25	75
SSH316B-2005-3	2" x 1/2"	20	60
SSH316B-2007-3	2" x 3/4"	20	60

Part No. Size Quantity  
L1 L2

SSH316B-2010-3	2" x 1"	20	60
SSH316B-2012	2" x 1-1/4"	20	60
SSH316B-2015	2" x 1-1/2"	20	60
SSH316B-2510-3 *	2-1/2" x 1"	24	
SSH316B-2512-3 *	2-1/2" x 1-1/4"	24	
SSH316B-2515 *	2-1/2" x 1-1/2"	24	
SSH316B-2520 *	2-1/2" x 2"	24	
SSH316B-3020 *	3" x 2"	20	
SSH316B-3025 *	3" x 2-1/2"	20	
SSH316B-4020-3 $\phi$	4" x 2"	10	
SSH316B-4025 $\phi$	4" x 2-1/2"	10	
SSH316B-4030 $\phi$	4" x 3"	10	

### Cap - FPT



SSH316CA-01	1/8"	200	1200
SSH316CA-02	1/4"	200	800
SSH316CA-03	3/8"	100	600
SSH316CA-05	1/2"	75	300
SSH316CA-07	3/4"	60	240
SSH316CA-10	1"	35	140
SSH316CA-12	1-1/4"	25	100
SSH316CA-15	1-1/2"	25	75
SSH316CA-20	2"	18	54
SSH316CA-25	2-1/2"	30	
SSH316CA-30	3"	20	
SSH316CA-40	4"	14	

Contact your sales rep for any further information

Toll Free: 1-800-561-3164  
boshart.com

## CLASS 150 HEAVY 316 STAINLESS FITTINGS - MSS SP114

Part No. Size Quantity  
L1 L2

### Coupling - FPT



SSH316C-01	1/8"	120	720
SSH316C-02	1/4"	120	480
SSH316C-03	3/8"	50	300
SSH316C-05	1/2"	60	240
SSH316C-07	3/4"	50	150
SSH316C-10	1"	25	75
SSH316C-12	1-1/4"	32	64
SSH316C-15	1-1/2"	18	36
SSH316C-20	2"	12	24
SSH316C-25	2-1/2"	16	
SSH316C-30	3"	12	
SSH316C-40	4"	7	

### Merchant Coupling - FPT

Threads are NPT taper tapped.



SSH316MC-05	1/2"	60	240
SSH316MC-07	3/4"	50	150
SSH316MC-10	1"	25	75
SSH316MC-12	1-1/4"	32	64
SSH316MC-15	1-1/2"	18	36
SSH316MC-20	2"	12	24

### Reducing Coupling - FPT



SSH316RC-0201	1/4" x 1/8"	140	420
SSH316RC-0301	3/8" x 1/8"	120	360
SSH316RC-0302	3/8" x 1/4"	120	360
SSH316RC-0501-3	1/2" x 1/8"	100	300
SSH316RC-0502	1/2" x 1/4"	100	300
SSH316RC-0503	1/2" x 3/8"	80	240
SSH316RC-0702-3	3/4" x 1/4"	60	180
SSH316RC-0703	3/4" x 3/8"	60	180
SSH316RC-0705	3/4" x 1/2"	60	180
SSH316RC-1003-3	1" x 3/8"	60	120
SSH316RC-1005	1" x 1/2"	50	100
SSH316RC-1007	1" x 3/4"	50	100
SSH316RC-1205-3	1-1/4" x 1/2"	40	80
SSH316RC-1207	1-1/4" x 3/4"	40	80
SSH316RC-1210	1-1/4" x 1"	30	60
SSH316RC-1505-3	1-1/2" x 1/2"	30	60
SSH316RC-1507-3	1-1/2" x 3/4"	30	60
SSH316RC-1510	1-1/2" x 1"	25	50
SSH316RC-1512	1-1/2" x 1-1/4"	24	48
SSH316RC-2005-3	2" x 1/2"	21	42
SSH316RC-2007-3	2" x 3/4"	21	42
SSH316RC-2010-3	2" x 1"	21	42
SSH316RC-2012	2" x 1-1/4"	20	
SSH316RC-2015	2" x 1-1/2"	20	
SSH316RC-2515	2-1/2" x 1-1/2"	16	
SSH316RC-2520	2-1/2" x 2"	16	
SSH316RC-3020	3" x 2"	12	
SSH316RC-3025	3" x 2-1/2"	12	
SSH316RC-4020-3	4" x 2"	9	
SSH316RC-4025	4" x 2-1/2"	9	
SSH316RC-4030	4" x 3"	9	

Part No. Size Quantity  
L1 L2

### Cross - FPT



SSH316CR-01	1/8"	80	480
SSH316CR-02	1/4"	60	360
SSH316CR-03	3/8"	60	120
SSH316CR-05	1/2"	45	90
SSH316CR-07	3/4"	30	60
SSH316CR-10	1"	16	32
SSH316CR-12	1-1/4"	9	18
SSH316CR-15	1-1/2"	8	16
SSH316CR-20	2"	6	12
SSH316CR-25	2-1/2"	5	10

### 45° Elbow - FPT



SSH316E4-01	1/8"	100	600
SSH316E4-02	1/4"	70	420
SSH316E4-03	3/8"	50	300
SSH316E4-05	1/2"	50	200
SSH316E4-07	3/4"	40	120
SSH316E4-10	1"	20	60
SSH316E4-12	1-1/4"	20	40
SSH316E4-15	1-1/2"	15	30
SSH316E4-20	2"	9	18
SSH316E4-25	2-1/2"	15	
SSH316E4-30	3"	10	
SSH316E4-40	4"	6	

### 90° Elbow - FPT



SSH316E-01	1/8"	100	600
SSH316E-02	1/4"	70	420
SSH316E-03	3/8"	45	270
SSH316E-05	1/2"	50	200
SSH316E-07	3/4"	30	90
SSH316E-10	1"	20	60
SSH316E-12	1-1/4"	20	40
SSH316E-15	1-1/2"	10	20
SSH316E-20	2"	8	16
SSH316E-25	2-1/2"	15	
SSH316E-30	3"	10	
SSH316E-40	4"	5	

Contact your sales rep for any further information

Toll Free: 1-800-561-3164  
boshart.com

## CLASS 150 HEAVY 316 STAINLESS FITTINGS - MSS SP114

Part No. Size Quantity  
L1 L2

### 90° Street Elbow - MPT x FPT



SSH316SE-01	1/8"	100	600
SSH316SE-02	1/4"	70	420
SSH316SE-03	3/8"	40	240
SSH316SE-05	1/2"	60	180
SSH316SE-07	3/4"	30	90
SSH316SE-10	1"	30	60
SSH316SE-12	1-1/4"	20	40
SSH316SE-15	1-1/2"	13	26
SSH316SE-20	2"	7	14
SSH316SE-25	2-1/2"	13	
SSH316SE-30	3"	8	
SSH316SE-40	4"	4	

Part No. Size Quantity  
L1 L2

### Tee - FPT



SSH316T-01	1/8"	75	450
SSH316T-02	1/4"	50	300
SSH316T-03	3/8"	45	180
SSH316T-05	1/2"	40	120
SSH316T-07	3/4"	35	70
SSH316T-10	1"	20	40
SSH316T-12	1-1/4"	14	28
SSH316T-15	1-1/2"	11	22
SSH316T-20	2"	6	12
SSH316T-25	2-1/2"	10	
SSH316T-30	3"	6	
SSH316T-40	4"	4	

### Locknut - NPSL



SSH316LN-01	1/8"	100	600
SSH316LN-02	1/4"	100	600
SSH316LN-03	3/8"	100	600
SSH316LN-05	1/2"	100	600
SSH316LN-07	3/4"	50	300
SSH316LN-10	1"	60	240
SSH316LN-12	1-1/4"	60	120
SSH316LN-15	1-1/2"	50	100
SSH316LN-20	2"	80	

### Union - FPT



SSH316U-01	1/8"	60	360
SSH316U-02	1/4"	30	180
SSH316U-03	3/8"	35	140
SSH316U-05	1/2"	30	120
SSH316U-07	3/4"	25	75
SSH316U-10	1"	20	40
SSH316U-12	1-1/4"	18	36
SSH316U-15	1-1/2"	12	24
SSH316U-20	2"	8	16
SSH316U-25	2-1/2"	10	
SSH316U-30	3"	7	
SSH316U-40	4"	5	

### Plug - MPT Cored



SSH316P-01	1/8"	180	1080
SSH316P-02	1/4"	150	900
SSH316P-03	3/8"	90	540
SSH316P-05	1/2"	80	480
SSH316P-07	3/4"	50	300
SSH316P-10	1"	40	160
SSH316P-12	1-1/4"	25	100
SSH316P-15	1-1/2"	36	72
SSH316P-20	2"	15	45
SSH316P-25	2-1/2"	40	
SSH316P-30	3"	30	
SSH316P-40	4"	8	

Contact your sales rep for any further information

Toll Free: 1-800-561-3164  
boshart.com

## CLASS 150 LIGHT 304 STAINLESS FITTINGS - ISO 4144

Boshart recommends using both Gray Stainless Steel PTFE Tape & Gray Magic Pipe Thread Compound together for joining stainless steel threaded fittings



- Material Specifications
  - ASTM A351 Austenitic Steel Castings
- Dimensional Specifications
  - ISO 4144 Threaded Fittings

- Thread Specifications
  - ANSI/ASME B1.20.1 Pipe Threads
- NSF/ANSI 61 & 372

Part No.	Size	Quantity	
		L1	L2



### Bushing - MPT x FPT \* Octagon Head

SS304B-0201	1/4" x 1/8"	200	1200
SS304B-0301	3/8" x 1/8"	150	600
SS304B-0302	3/8" x 1/4"	150	600
SS304B-0501-3	1/2" x 1/8"	150	600
SS304B-0502	1/2" x 1/4"	150	600
SS304B-0503	1/2" x 3/8"	150	600
SS304B-0701-3	3/4" x 1/8"	50	300
SS304B-0702-3	3/4" x 1/4"	50	300
SS304B-0703	3/4" x 3/8"	50	300
SS304B-0705	3/4" x 1/2"	50	300
SS304B-1002-3 *	1" x 1/4"	50	200
SS304B-1003-3 *	1" x 3/8"	50	200
SS304B-1005 *	1" x 1/2"	50	200
SS304B-1007 *	1" x 3/4"	50	200
SS304B-1202-3 *	1-1/4" x 1/4"	30	120
SS304B-1203-3 *	1-1/4" x 3/8"	30	120
SS304B-1205-3 *	1-1/4" x 1/2"	30	120
SS304B-1207 *	1-1/4" x 3/4"	30	120
SS304B-1210 *	1-1/4" x 1"	30	120
SS304B-1505-3 *	1-1/2" x 1/2"	25	75
SS304B-1507-3 *	1-1/2" x 3/4"	25	75
SS304B-1510 *	1-1/2" x 1"	25	75
SS304B-1512 *	1-1/2" x 1-1/4"	25	75
SS304B-2005-3 *	2" x 1/2"	20	60
SS304B-2007-3 *	2" x 3/4"	20	60
SS304B-2010-3 *	2" x 1"	20	60
SS304B-2012 *	2" x 1-1/4"	20	60
SS304B-2015 *	2" x 1-1/2"	20	60

### Cap - FPT



SS304CA-01	1/8"	200	1200
SS304CA-02	1/4"	200	800
SS304CA-03	3/8"	100	600
SS304CA-05	1/2"	75	300
SS304CA-07	3/4"	60	240
SS304CA-10	1"	35	140
SS304CA-12	1-1/4"	25	100
SS304CA-15	1-1/2"	25	75
SS304CA-20	2"	18	54

### Coupling - FPT



SS304C-01	1/8"	120	720
SS304C-02	1/4"	120	480
SS304C-03	3/8"	50	300
SS304C-05	1/2"	60	240
SS304C-07	3/4"	50	150

Part No.	Size	Quantity	
		L1	L2

SS304C-10	1"	25	75
SS304C-12	1-1/4"	32	64
SS304C-15	1-1/2"	18	36
SS304C-20	2"	12	24

### Merchant Coupling - FPT Threads are NPT taper tapped.



SS304MC-05	1/2"	60	240
SS304MC-07	3/4"	50	150
SS304MC-10	1"	25	75
SS304MC-12	1-1/4"	32	64
SS304MC-15	1-1/2"	18	36
SS304MC-20	2"	12	24

### Merchant Half Coupling - FPT



SS304MHC-05	1/2"	120	480
SS304MHC-07	3/4"	100	300
SS304MHC-10	1"	50	150
SS304MHC-12	1-1/4"	64	128
SS304MHC-15	1-1/2"	36	72
SS304MHC-20	2"	24	48

### Reducing Coupling - FPT



SS304RC-0201	1/4" x 1/8"	140	420
SS304RC-0301	3/8" x 1/8"	120	360
SS304RC-0302	3/8" x 1/4"	120	360
SS304RC-0501-3	1/2" x 1/8"	100	300
SS304RC-0502	1/2" x 1/4"	100	300
SS304RC-0503	1/2" x 3/8"	80	240
SS304RC-0702-3	3/4" x 1/4"	60	180
SS304RC-0703	3/4" x 3/8"	60	180
SS304RC-0705	3/4" x 1/2"	60	180
SS304RC-1003-3	1" x 3/8"	60	120
SS304RC-1005	1" x 1/2"	50	100
SS304RC-1007	1" x 3/4"	50	100
SS304RC-1205-3	1-1/4" x 1/2"	40	80
SS304RC-1207	1-1/4" x 3/4"	40	80
SS304RC-1210	1-1/4" x 1"	30	60
SS304RC-1505-3	1-1/2" x 1/2"	30	60
SS304RC-1507-3	1-1/2" x 3/4"	30	60
SS304RC-1510	1-1/2" x 1"	25	50
SS304RC-1512	1-1/2" x 1-1/4"	24	48
SS304RC-2005-3	2" x 1/2"	21	42
SS304RC-2007-3	2" x 3/4"	21	42
SS304RC-2010-3	2" x 1"	21	42
SS304RC-2012	2" x 1-1/4"	20	
SS304RC-2015	2" x 1-1/2"	20	

Contact your sales rep for any further information

Toll Free: 1-800-561-3164  
boshart.com

## CLASS 150 LIGHT 304 STAINLESS FITTINGS - ISO 4144

STAINLESS STEEL FITTINGS & NIPPLES

Part No. Size Quantity L1 L2

**Cross - FPT**



SS304CR-01	1/8"	80	480
SS304CR-02	1/4"	60	360
SS304CR-03	3/8"	60	120
SS304CR-05	1/2"	45	90
SS304CR-07	3/4"	30	60
SS304CR-10	1"	16	32
SS304CR-12	1-1/4"	9	18
SS304CR-15	1-1/2"	8	16
SS304CR-20	2"	6	12

Part No. Size Quantity L1 L2

**Plug - MPT Cored**



SS304P-01	1/8"	180	1080
SS304P-02	1/4"	150	900
SS304P-03	3/8"	90	540
SS304P-05	1/2"	80	480
SS304P-07	3/4"	50	300
SS304P-10	1"	40	160
SS304P-12	1-1/4"	25	100
SS304P-15	1-1/2"	36	72
SS304P-20	2"	15	45

**45° Elbow - FPT**



SS304E4-01	1/8"	100	600
SS304E4-02	1/4"	70	420
SS304E4-03	3/8"	50	300
SS304E4-05	1/2"	50	200
SS304E4-07	3/4"	40	120
SS304E4-10	1"	20	60
SS304E4-12	1-1/4"	20	40
SS304E4-15	1-1/2"	15	30
SS304E4-20	2"	9	18

**Tee - FPT**



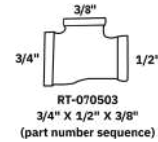
SS304T-01	1/8"	75	450
SS304T-02	1/4"	50	300
SS304T-03	3/8"	45	180
SS304T-05	1/2"	40	120
SS304T-07	3/4"	35	70
SS304T-10	1"	20	40
SS304T-12	1-1/4"	14	28
SS304T-15	1-1/2"	11	22
SS304T-20	2"	6	12

**90° Elbow - FPT**



SS304E-01	1/8"	100	600
SS304E-02	1/4"	70	420
SS304E-03	3/8"	45	270
SS304E-05	1/2"	50	200
SS304E-07	3/4"	30	90
SS304E-10	1"	20	60
SS304E-12	1-1/4"	20	40
SS304E-15	1-1/2"	10	20
SS304E-20	2"	8	16

**Reducing Tee - FPT**



SS304RT-050502	1/2" x 1/2" x 1/4"	40	120
SS304RT-070507	3/4" x 1/2" x 3/4"	35	70
SS304RT-070702	3/4" x 3/4" x 1/4"	35	70
SS304RT-070705	3/4" x 3/4" x 1/2"	35	70
SS304RT-101005	1" x 1" x 1/2"	20	40
SS304RT-101007	1" x 1" x 3/4"	20	40
SS304RT-121207	1-1/4" x 1-1/4" x 3/4"	14	28
SS304RT-121210	1-1/4" x 1-1/4" x 1"	14	28
SS304RT-151507	1-1/2" x 1-1/2" x 3/4"	11	22
SS304RT-151510	1-1/2" x 1-1/2" x 1"	11	22
SS304RT-202007	2" x 2" x 3/4"	6	12
SS304RT-202010	2" x 2" x 1"	6	12

**Reducing Elbow - FPT**



SS304RE-1210	1-1/4" x 1"	20	40
--------------	-------------	----	----

**Union - FPT**



**90° Street Elbow - MPT x FPT**



SS304SE-01	1/8"	100	600
SS304SE-02	1/4"	70	420
SS304SE-03	3/8"	40	240
SS304SE-05	1/2"	60	180
SS304SE-07	3/4"	30	90
SS304SE-10	1"	30	60
SS304SE-12	1-1/4"	20	40
SS304SE-15	1-1/2"	13	26
SS304SE-20	2"	7	14

SS304U-01	1/8"	60	360
SS304U-02	1/4"	30	180
SS304U-03	3/8"	35	140
SS304U-05	1/2"	30	120
SS304U-07	3/4"	25	75
SS304U-10	1"	20	40
SS304U-12	1-1/4"	18	36
SS304U-15	1-1/2"	12	24
SS304U-20	2"	8	16

Contact your sales rep for any further information

Toll Free: 1-800-561-3164  
boshart.com

## CLASS 150 LIGHT 316 STAINLESS FITTINGS - ISO 4144

Boshart recommends using both Gray Stainless Steel PTFE Tape & Gray Magic Pipe Thread Compound together for joining stainless steel threaded fittings

- Material Specifications
  - ASTM A351 Austenitic Steel Castings
- Dimensional Specifications
  - ISO 4144 Threaded Fittings

- Thread Specifications
  - ANSI/ASME B1.20.1 Pipe Threads
- NSF/ANSI 61 & 372



Part No.	Size	Quantity	
		L1	L2

Part No.	Size	Quantity	
		L1	L2

### Bushing - MPT x FPT

\* Octagon Head



SS316B-0201	1/4" x 1/8"	200	1200
SS316B-0301	3/8" x 1/8"	150	600
SS316B-0302	3/8" x 1/4"	150	600
SS316B-0501-3	1/2" x 1/8"	150	600
SS316B-0502	1/2" x 1/4"	150	600
SS316B-0503	1/2" x 3/8"	150	600
SS316B-0701-3	3/4" x 1/8"	50	300
SS316B-0702-3	3/4" x 1/4"	50	300
SS316B-0703	3/4" x 3/8"	50	300
SS316B-0705	3/4" x 1/2"	50	300
SS316B-1002-3 *	1" x 1/4"	50	200
SS316B-1003-3 *	1" x 3/8"	50	200
SS316B-1005 *	1" x 1/2"	50	200
SS316B-1007 *	1" x 3/4"	50	200
SS316B-1202-3 *	1-1/4" x 1/4"	30	120
SS316B-1203-3 *	1-1/4" x 3/8"	30	120
SS316B-1205-3 *	1-1/4" x 1/2"	30	120
SS316B-1207 *	1-1/4" x 3/4"	30	120
SS316B-1210 *	1-1/4" x 1"	30	120
SS316B-1505-3 *	1-1/2" x 1/2"	25	75
SS316B-1507-3 *	1-1/2" x 3/4"	25	75
SS316B-1510 *	1-1/2" x 1"	25	75
SS316B-1512 *	1-1/2" x 1-1/4"	25	75
SS316B-2005-3 *	2" x 1/2"	20	60
SS316B-2007-3 *	2" x 3/4"	20	60
SS316B-2010-3 *	2" x 1"	20	60
SS316B-2012 *	2" x 1-1/4"	20	60
SS316B-2015 *	2" x 1-1/2"	20	60

### Cap - FPT



SS316CA-01	1/8"	200	1200
SS316CA-02	1/4"	200	800
SS316CA-03	3/8"	100	600
SS316CA-05	1/2"	75	300
SS316CA-07	3/4"	60	240
SS316CA-10	1"	35	140
SS316CA-12	1-1/4"	25	100
SS316CA-15	1-1/2"	25	75
SS316CA-20	2"	18	54

### Coupling - FPT



SS316C-01	1/8"	120	720
SS316C-02	1/4"	120	480
SS316C-03	3/8"	50	300
SS316C-05	1/2"	60	240
SS316C-07	3/4"	50	150
SS316C-10	1"	25	75
SS316C-12	1-1/4"	32	64
SS316C-15	1-1/2"	18	36
SS316C-20	2"	12	24

### Reducing Coupling - FPT



SS316RC-0201	1/4" x 1/8"	140	420
SS316RC-0301	3/8" x 1/8"	120	360
SS316RC-0302	3/8" x 1/4"	120	360
SS316RC-0501-3	1/2" x 1/8"	100	300
SS316RC-0502	1/2" x 1/4"	100	300
SS316RC-0503	1/2" x 3/8"	80	240
SS316RC-0702-3	3/4" x 1/4"	60	180
SS316RC-0703	3/4" x 3/8"	60	180
SS316RC-0705	3/4" x 1/2"	60	180
SS316RC-1003-3	1" x 3/8"	60	120
SS316RC-1005	1" x 1/2"	50	100
SS316RC-1007	1" x 3/4"	50	100
SS316RC-1205-3	1-1/4" x 1/2"	40	80
SS316RC-1207	1-1/4" x 3/4"	40	80
SS316RC-1210	1-1/4" x 1"	30	60
SS316RC-1505-3	1-1/2" x 1/2"	30	60
SS316RC-1507-3	1-1/2" x 3/4"	30	60
SS316RC-1510	1-1/2" x 1"	25	50
SS316RC-1512	1-1/2" x 1-1/4"	24	48
SS316RC-2005-3	2" x 1/2"	21	42
SS316RC-2007-3	2" x 3/4"	21	42
SS316RC-2010-3	2" x 1"	21	42
SS316RC-2012	2" x 1-1/4"	20	
SS316RC-2015	2" x 1-1/2"	5	20

STAINLESS STEEL FITTINGS & NIPPLES

Contact your sales rep for any further information

Toll Free: 1-800-561-3164  
boshart.com

## CLASS 150 LIGHT 316 STAINLESS FITTINGS - ISO 4144

STAINLESS STEEL FITTINGS & NIPPLES

Part No.                      Size                      Quantity  
L1      L2

**45° Elbow - FPT**



SS316E4-01	1/8"	100	600
SS316E4-02	1/4"	70	420
SS316E4-03	3/8"	50	300
SS316E4-05	1/2"	50	200
SS316E4-07	3/4"	40	120
SS316E4-10	1"	20	60
SS316E4-12	1-1/4"	20	40
SS316E4-15	1-1/2"	15	30
SS316E4-20	2"	9	18

**90° Elbow - FPT**



SS316E-01	1/8"	100	600
SS316E-02	1/4"	70	420
SS316E-03	3/8"	45	270
SS316E-05	1/2"	50	200
SS316E-07	3/4"	30	90
SS316E-10	1"	20	60
SS316E-12	1-1/4"	20	40
SS316E-15	1-1/2"	10	20
SS316E-20	2"	8	16

**90° Street Elbow - MPT x FPT**



SS316SE-01	1/8"	100	600
SS316SE-02	1/4"	70	420
SS316SE-03	3/8"	40	240
SS316SE-05	1/2"	60	180
SS316SE-07	3/4"	30	90
SS316SE-10	1"	30	60
SS316SE-12	1-1/4"	20	40
SS316SE-15	1-1/2"	13	26
SS316SE-20	2"	7	14

Part No.                      Size                      Quantity  
L1      L2

**Plug - MPT Cored**



SS316P-01	1/8"	180	1080
SS316P-02	1/4"	150	900
SS316P-03	3/8"	90	540
SS316P-05	1/2"	80	480
SS316P-07	3/4"	50	300
SS316P-10	1"	40	160
SS316P-12	1-1/4"	25	100
SS316P-15	1-1/2"	36	72
SS316P-20	2"	15	45

**Tee - FPT**



SS316T-01	1/8"	75	450
SS316T-02	1/4"	50	300
SS316T-03	3/8"	45	180
SS316T-05	1/2"	40	120
SS316T-07	3/4"	35	70
SS316T-10	1"	20	40
SS316T-12	1-1/4"	14	28
SS316T-15	1-1/2"	11	22
SS316T-20	2"	6	12

**Union - FPT**



SS316U-01	1/8"	60	360
SS316U-02	1/4"	30	180
SS316U-03	3/8"	35	140
SS316U-05	1/2"	30	120
SS316U-07	3/4"	25	75
SS316U-10	1"	20	40
SS316U-12	1-1/4"	18	36
SS316U-15	1-1/2"	12	24
SS316U-20	2"	8	16

Contact your sales rep for any further information

Toll Free: 1-800-561-3164  
boshart.com



## SCHEDULE 40 304 STAINLESS STEEL NIPPLES & READY CUT PIPE



Boshart recommends using both Gray Stainless Steel PTFE Tape & Gray Magic Pipe Thread Compound together for joining stainless steel threaded fittings. These fittings are made of stainless steel welded pipe.



- Material Specifications
  - ASTM A312 Stainless Steel Pipe
  - ASME SA312 Stainless Steel Pipe

- Dimensional Specifications
  - ASTM A733 Pipe Nipples
- Thread Specifications
  - ANSI/ASME B1.20.1 Pipe Threads
- NSF/ANSI 372
- CRNs are available

Part No.	Pipe Length	Quantity	
		L1	L2
<b>Pipe Size - 1/8"</b>			
SS304N-01	3/4" - Close	25	450
SS304N-0115	1-1/2"	25	450
SS304N-0120	2"	25	450
SS304N-0125	2-1/2"	25	450
SS304N-0130	3"	25	450
SS304N-0135	3-1/2"	25	450
SS304N-0140	4"	25	450
SS304N-0145	4-1/2"	25	300
SS304N-0150	5"	25	300
SS304N-0155	5-1/2"	25	300
SS304N-0160	6"	25	200
SS304N-0170	7"	25	200
SS304N-0180	8"	25	150
SS304N-0190	9"	25	150
SS304N-01100	10"	25	150
SS304N-01110	11"	25	150
SS304N-01120	12"	25	150
<b>Pipe Size - 1/4"</b>			
SS304N-02	7/8" - Close	25	450
SS304N-0215	1-1/2"	25	450
SS304N-0220	2"	25	450
SS304N-0225	2-1/2"	25	450
SS304N-0230	3"	25	450
SS304N-0235	3-1/2"	25	450
SS304N-0240	4"	25	450
SS304N-0245	4-1/2"	25	300
SS304N-0250	5"	25	300
SS304N-0255	5-1/2"	25	300
SS304N-0260	6"	25	200
SS304N-0270	7"	25	200
SS304N-0280	8"	25	150
SS304N-0290	9"	25	150
SS304N-02100	10"	25	150
SS304N-02110	11"	25	150
SS304N-02120	12"	25	150
<b>Pipe Size - 3/8"</b>			
SS304N-03	1" - Close	25	450
SS304N-0315	1-1/2"	25	450
SS304N-0320	2"	25	450
SS304N-0325	2-1/2"	25	450
SS304N-0330	3"	25	450
SS304N-0335	3-1/2"	25	450
SS304N-0340	4"	25	300
SS304N-0345	4-1/2"	25	300
SS304N-0350	5"	25	300
SS304N-0355	5-1/2"	25	300
SS304N-0360	6"	25	200
SS304N-0370	7"	25	200
SS304N-0380	8"	25	150
SS304N-0390	9"	25	150
SS304N-03100	10"	25	100
SS304N-03110	11"	25	100
SS304N-03120	12"	25	100

Part No.	Pipe Length	Quantity	
		L1	L2
<b>Pipe Size - 1/2"</b>			
SS304N-05	1-1/8" - Close	25	450
SS304N-0515	1-1/2"	25	450
SS304N-0520	2"	25	450
SS304N-0525	2-1/2"	25	300
SS304N-0530	3"	25	300
SS304N-0535	3-1/2"	25	300
SS304N-0540	4"	25	200
SS304N-0545	4-1/2"	25	200
SS304N-0550	5"	25	200
SS304N-0555	5-1/2"	25	150
SS304N-0560	6"	25	150
SS304N-0570	7"	25	150
SS304N-0580	8"	25	100
SS304N-0590	9"	25	100
SS304N-05100	10"	25	100
SS304N-05110	11"	20	80
SS304N-05120	12"	20	80
SS304RCP-05180	18"	5	
SS304RCP-05240	24"	5	
SS304RCP-05300	30"	5	
SS304RCP-05360	36"	5	
SS304RCP-05480	48"	3	
SS304RCP-05600	60"	3	
SS304RCP-05720	72"	2	
SS304RCP-05840	84"	2	
SS304RCP-05960	96"	2	
SS304RCP-051080	108"	2	
SS304RCP-051200	120"	2	
<b>Pipe Size - 3/4"</b>			
SS304N-07	1-3/8" - Close	25	450
SS304N-0715	1-1/2"	25	450
SS304N-0720	2"	25	300
SS304N-0725	2-1/2"	25	200
SS304N-0730	3"	25	200
SS304N-0735	3-1/2"	25	200
SS304N-0740	4"	25	200
SS304N-0745	4-1/2"	25	150
SS304N-0750	5"	25	150
SS304N-0755	5-1/2"	25	150
SS304N-0760	6"	20	120
SS304N-0770	7"	20	120
SS304N-0780	8"	20	80
SS304N-0790	9"	20	80
SS304N-07100	10"	20	80
SS304N-07110	11"	15	60
SS304N-07120	12"	15	60
SS304RCP-07180	18"	5	
SS304RCP-07240	24"	5	
SS304RCP-07300	30"	5	
SS304RCP-07360	36"	5	
SS304RCP-07480	48"	3	
SS304RCP-07600	60"	3	
SS304RCP-07720	72"	2	
SS304RCP-07840	84"	2	

STAINLESS STEEL FITTINGS & NIPPLES

Contact your sales rep for any further information

Toll Free: 1-800-561-3164  
boshart.com

## SCHEDULE 40 304 STAINLESS STEEL NIPPLES & READY CUT PIPE

Part No.	Pipe Length	Quantity		Part No.	Pipe Length	Quantity	
		L1	L2			L1	L2
SS304RCP-07960	96"	2		SS304N-1580	8"	4	24
SS304RCP-071080	108"	2		SS304N-1590	9"	5	20
SS304RCP-071200	120"	2		SS304N-15100	10"	5	20
<b>Pipe Size - 1"</b>				SS304N-15110	11"	5	20
SS304N-10	1-1/2" - Close	25	200	SS304N-15120	12"	5	20
SS304N-1020	2"	25	200	SS304RCP-15180	18"	3	
SS304N-1025	2-1/2"	25	150	SS304RCP-15240	24"	3	
SS304N-1030	3"	25	150	SS304RCP-15300	30"	3	
SS304N-1035	3-1/2"	25	150	SS304RCP-15360	36"	2	
SS304N-1040	4"	25	100	SS304RCP-15480	48"	2	
SS304N-1045	4-1/2"	25	100	SS304RCP-15600	60"	2	
SS304N-1050	5"	25	100	SS304RCP-15720	72"	2	
SS304N-1055	5-1/2"	10	80	SS304RCP-15840	84"	2	
SS304N-1060	6"	10	80	SS304RCP-15960	96"	2	
SS304N-1070	7"	10	80	SS304RCP-151080	108"	2	
SS304N-1080	8"	10	60	SS304RCP-151200	120"	2	
SS304N-1090	9"	10	60	<b>Pipe Size - 2"</b>			
SS304N-10100	10"	10	40	SS304N-20	2" - Close	5	60
SS304N-10110	11"	10	40	SS304N-2025	2-1/2"	5	40
SS304N-10120	12"	10	40	SS304N-2030	3"	5	40
SS304RCP-10180	18"	5		SS304N-2035	3-1/2"	5	40
SS304RCP-10240	24"	5		SS304N-2040	4"	5	40
SS304RCP-10300	30"	5		SS304N-2045	4-1/2"	5	30
SS304RCP-10360	36"	5		SS304N-2050	5"	5	30
SS304RCP-10720	72"	2		SS304N-2055	5-1/2"	5	30
SS304RCP-10840	84"	2		SS304N-2060	6"	5	20
<b>Pipe Size - 1-1/4"</b>				SS304N-2070	7"	4	16
SS304N-12	1-5/8" - Close	5	90	SS304N-2080	8"	4	16
SS304N-1220	2"	5	90	SS304N-2090	9"	4	16
SS304N-1225	2-1/2"	5	90	SS304N-20100	10"	4	16
SS304N-1230	3"	5	90	SS304N-20110	11"	4	16
SS304N-1235	3-1/2"	5	90	SS304N-20120	12"	4	16
SS304N-1240	4"	5	90	SS304RCP-20180	18"	3	
SS304N-1245	4-1/2"	5	60	SS304RCP-20240	24"	3	
SS304N-1250	5"	5	60	SS304RCP-20300	30"	3	
SS304N-1255	5-1/2"	5	60	SS304RCP-20480	48"	2	
SS304N-1260	6"	5	40	SS304RCP-20600	60"	2	
SS304N-1270	7"	5	40	SS304RCP-20720	72"	2	
SS304N-1280	8"	5	30	SS304RCP-201080	108"	2	
SS304N-1290	9"	5	30	SS304RCP-201200	120"	2	
SS304N-12100	10"	5	30	<b>Pipe Size - 2-1/2"</b>			
SS304N-12110	11"	5	30	SS304N-25	2-1/2" - Close	5	30
SS304N-12120	12"	5	30	SS304N-2530	3"	5	30
SS304RCP-12180	18"	5		SS304N-2535	3-1/2"	5	30
SS304RCP-12240	24"	5		SS304N-2540	4"	5	30
SS304RCP-12300	30"	5		SS304N-2545	4-1/2"	2	16
SS304RCP-12360	36"	5		SS304N-2550	5"	2	16
SS304RCP-12480	48"	2		SS304N-2555	5-1/2"	2	16
SS304RCP-12600	60"	2		SS304N-2560	6"	2	16
SS304RCP-12720	72"	2		SS304N-2570	7"	2	12
SS304RCP-12840	84"	2		SS304N-2580	8"	18	
SS304RCP-12960	96"	2		SS304N-2590	9"	18	
SS304RCP-121080	108"	2		SS304N-25100	10"	15	
SS304RCP-121200	120"	2		SS304N-25110	11"	15	
<b>Pipe Size - 1-1/2"</b>				SS304N-25120	12"	13	
SS304N-15	1-3/4" - Close	5	90	<b>Pipe Size - 3"</b>			
SS304N-1520	2"	5	90	SS304N-30	2-5/8" - Close	4	24
SS304N-1525	2-1/2"	5	60	SS304N-3030	3"		24
SS304N-1530	3"	5	60	SS304N-3035	3-1/2"	2	16
SS304N-1535	3-1/2"	5	60	SS304N-3040	4"	2	16
SS304N-1540	4"	5	60	SS304N-3045	4-1/2"	2	16
SS304N-1545	4-1/2"	5	40	SS304N-3050	5"	20	
SS304N-1550	5"	5	40	SS304N-3055	5-1/2"	20	
SS304N-1555	5-1/2"	5	40	SS304N-3060	6"	20	
SS304N-1560	6"	5	40	SS304N-3070	7"	16	
SS304N-1570	7"	5	40	SS304N-3080	8"	12	

Contact your sales rep for any further information

Toll Free: 1-800-561-3164

boshart.com

## SCHEDULE 40 304 STAINLESS STEEL NIPPLES & READY CUT PIPE

Part No.	Pipe Length	Quantity		Part No.	Pipe Length	Quantity	
		L1	L2			L1	L2
SS304N-3090	9"	10		SS304N-4050	5"	12	
SS304N-30100	10"	10		SS304N-4055	5-1/2"	12	
SS304N-30110	11"	10		SS304N-4060	6"	12	
SS304N-30120	12"	10		SS304N-4070	7"	10	
<b>Pipe Size - 4"</b>				SS304N-4080	8"	9	
SS304N-40	2-7/8" - Close	24		SS304N-4090	9"	7	
SS304N-4035	3-1/2"	18		SS304N-40100	10"	6	
SS304N-4040	4"	18		SS304N-40110	11"	6	
SS304N-4045	4-1/2"	12		SS304N-40120	12"	6	

## SCHEDULE 40 316 STAINLESS STEEL NIPPLES & READY CUT PIPE



Boshart recommends using both Gray Stainless Steel PTFE Tape & Gray Magic Pipe Thread Compound together for joining stainless steel threaded fittings. These fittings are made of stainless steel welded pipe.

- Material Specifications
  - ASTM A312 Stainless Steel Pipe
  - ASME SA312 Stainless Steel Pipe
- Dimensional Specifications
  - ASTM A733 Pipe Nipples
- Thread Specifications
  - ANSI/ASME B1.20.1 Pipe Threads
- NSF/ANSI 372
- CRNs are available

Part No.	Pipe Length	Quantity		Part No.	Pipe Length	Quantity	
		L1	L2			L1	L2
<b>Pipe Size - 1/8"</b>				SS316N-0270	7"	25	200
SS316N-01	3/4" - Close	25	450	SS316N-0280	8"	25	150
SS316N-01100	10"	25	150	SS316N-0290	9"	25	150
SS316N-01110	11"	25	150	<b>Pipe Size - 3/8"</b>			
SS316N-01120	12"	25	150	SS316N-03	1" - Close	25	450
SS316N-0115	1-1/2"	25	450	SS316N-03100	10"	25	100
SS316N-0120	2"	25	450	SS316N-03110	11"	25	100
SS316N-0125	2-1/2"	25	450	SS316N-03120	12"	25	100
SS316N-0130	3"	25	450	SS316N-0315	1-1/2"	25	450
SS316N-0135	3-1/2"	25	450	SS316N-0320	2"	25	450
SS316N-0140	4"	25	450	SS316N-0325	2-1/2"	25	450
SS316N-0145	4-1/2"	25	300	SS316N-0330	3"	25	450
SS316N-0150	5"	25	300	SS316N-0335	3-1/2"	25	450
SS316N-0155	5-1/2"	25	300	SS316N-0340	4"	25	300
SS316N-0160	6"	25	200	SS316N-0345	4-1/2"	25	300
SS316N-0170	7"	25	200	SS316N-0350	5"	25	300
SS316N-0180	8"	25	150	SS316N-0355	5-1/2"	25	300
SS316N-0190	9"	25	150	SS316N-0360	6"	25	200
<b>Pipe Size - 1/4"</b>				SS316N-0370	7"	25	200
SS316N-02	7/8" - Close	25	450	SS316N-0380	8"	25	150
SS316N-02100	10"	25	150	SS316N-0390	9"	25	150
SS316N-02110	11"	25	150	<b>Pipe Size - 1/2"</b>			
SS316N-02120	12"	25	150	SS316N-05	1-1/8" - Close	25	450
SS316N-0215	1-1/2"	25	450	SS316N-05100	10"	25	100
SS316N-0220	2"	25	450	SS316N-05110	11"	20	80
SS316N-0225	2-1/2"	25	450	SS316N-05120	12"	20	80
SS316N-0230	3"	25	450	SS316N-0515	1-1/2"	25	450
SS316N-0235	3-1/2"	25	450	SS316N-0520	2"	25	450
SS316N-0240	4"	25	450	SS316N-0525	2-1/2"	25	300
SS316N-0245	4-1/2"	25	300	SS316N-0530	3"	25	300
SS316N-0250	5"	25	300	SS316N-0535	3-1/2"	25	300
SS316N-0255	5-1/2"	25	300	SS316N-0540	4"	25	200
SS316N-0260	6"	25	200	SS316N-0545	4-1/2"	25	200

Contact your sales rep for any further information

## SCHEDULE 40 316 STAINLESS STEEL NIPPLES & READY CUT PIPE

Part No.	Pipe Length	Quantity	
		L1	L2
SS316N-0550	5"	25	200
SS316N-0555	5-1/2"	25	150
SS316N-0560	6"	25	150
SS316N-0570	7"	25	150
SS316N-0580	8"	25	100
SS316N-0590	9"	25	100
SS316RCP-051080	108"	2	
SS316RCP-051200	120"	2	
SS316RCP-05180	18"	5	
SS316RCP-05240	24"	5	
SS316RCP-05300	30"	5	
SS316RCP-05360	36"	5	
SS316RCP-05480	48"	3	
SS316RCP-05600	60"	3	
SS316RCP-05720	72"	2	
SS316RCP-05840	84"	2	
SS316RCP-05960	96"	2	

### Pipe Size - 3/4"

SS316N-07	1-3/8" - Close	25	450
SS316N-07100	10"	20	80
SS316N-07110	11"	15	60
SS316N-07120	12"	15	60
SS316N-0715	1-1/2"	25	450
SS316N-0720	2"	25	300
SS316N-0725	2-1/2"	25	200
SS316N-0730	3"	25	200
SS316N-0735	3-1/2"	25	200
SS316N-0740	4"	25	200
SS316N-0745	4-1/2"	25	150
SS316N-0750	5"	25	150
SS316N-0755	5-1/2"	25	150
SS316N-0760	6"	20	120
SS316N-0770	7"	20	120
SS316N-0780	8"	20	80
SS316N-0790	9"	20	80
SS316RCP-071080	108"	2	
SS316RCP-071200	120"	2	
SS316RCP-07180	18"	5	
SS316RCP-07240	24"	5	
SS316RCP-07300	30"	5	
SS316RCP-07360	36"	5	
SS316RCP-07480	48"	3	
SS316RCP-07600	60"	5	
SS316RCP-07720	72"	2	
SS316RCP-07840	84"	2	
SS316RCP-07960	96"	2	

### Pipe Size - 1"

SS316N-10	1-1/2" - Close	25	200
SS316N-10100	10"	10	40
SS316N-10110	11"	10	40
SS316N-10120	12"	10	40
SS316N-1020	2"	25	200
SS316N-1025	2-1/2"	25	150
SS316N-1030	3"	25	150
SS316N-1035	3-1/2"	25	150
SS316N-1040	4"	25	100
SS316N-1045	4-1/2"	25	100
SS316N-1050	5"	25	100
SS316N-1055	5-1/2"	10	80
SS316N-1060	6"	10	80
SS316N-1070	7"	10	80
SS316N-1080	8"	10	60
SS316N-1090	9"	10	60
SS316RCP-101080	108"	2	
SS316RCP-101200	120"	2	
SS316RCP-10180	18"	3	
SS316RCP-10240	24"	3	
SS316RCP-10300	30"	3	

Part No.	Pipe Length	Quantity	
		L1	L2
SS316RCP-10360	36"	3	
SS316RCP-10480	48"	2	
SS316RCP-10600	60"	2	
SS316RCP-10720	72"	2	
SS316RCP-10840	84"	2	
SS316RCP-10960	96"	2	

### Pipe Size - 1-1/4"

SS316N-12	1-5/8" - Close	5	90
SS316N-12100	10"	5	30
SS316N-12110	11"	5	30
SS316N-12120	12"	5	30
SS316N-1220	2"	5	90
SS316N-1225	2-1/2"	5	90
SS316N-1230	3"	5	90
SS316N-1235	3-1/2"	5	90
SS316N-1240	4"	5	90
SS316N-1245	4-1/2"	5	60
SS316N-1250	5"	5	60
SS316N-1255	5-1/2"	5	60
SS316N-1260	6"	5	40
SS316N-1270	7"	5	40
SS316N-1280	8"	5	30
SS316N-1290	9"	5	30
SS316RCP-121080	108"	2	
SS316RCP-121200	120"	2	
SS316RCP-12180	18"	3	
SS316RCP-12240	24"	3	
SS316RCP-12300	30"	3	
SS316RCP-12360	36"	3	
SS316RCP-12480	48"	3	
SS316RCP-12600	60"	2	
SS316RCP-12720	72"	2	
SS316RCP-12840	84"	2	
SS316RCP-12960	96"	2	

### Pipe Size - 1-1/2"

SS316N-15	1-3/4" - Close	5	90
SS316N-15100	10"	5	20
SS316N-15110	11"	5	20
SS316N-15120	12"	5	20
SS316N-1520	2"	5	90
SS316N-1525	2-1/2"	5	60
SS316N-1530	3"	5	60
SS316N-1535	3-1/2"	5	60
SS316N-1540	4"	5	60
SS316N-1545	4-1/2"	5	40
SS316N-1550	5"	5	40
SS316N-1555	5-1/2"	5	40
SS316N-1560	6"	5	40
SS316N-1570	7"	5	40
SS316N-1580	8"	4	24
SS316N-1590	9"	5	20
SS316RCP-151080	108"	2	
SS316RCP-151200	120"	2	
SS316RCP-15180	18"	3	
SS316RCP-15240	24"	3	
SS316RCP-15300	30"	3	
SS316RCP-15360	36"	2	
SS316RCP-15480	48"	2	
SS316RCP-15600	60"	2	
SS316RCP-15720	72"	2	
SS316RCP-15840	84"	2	
SS316RCP-15960	96"	2	

### Pipe Size - 2"

SS316N-20	2" - Close	5	60
SS316N-20100	10"	4	16
SS316N-20110	11"	4	16
SS316N-20120	12"	4	16

Contact your sales rep for any further information

Toll Free: 1-800-561-3164

boshart.com

## SCHEDULE 40 316 STAINLESS STEEL NIPPLES & READY CUT PIPE

Part No.	Pipe Length	Quantity	
		L1	L2
SS316N-2025	2-1/2"	5	40
SS316N-2030	3"	5	40
SS316N-2035	3-1/2"	5	40
SS316N-2040	4"	5	40
SS316N-2045	4-1/2"	5	30
SS316N-2050	5"	5	30
SS316N-2055	5-1/2"	5	30
SS316N-2060	6"	5	20
SS316N-2070	7"	4	16
SS316N-2080	8"	4	16
SS316N-2090	9"	4	16
SS316RCP-201080	108"	2	
SS316RCP-201200	120"	2	
SS316RCP-20180	18"	3	
SS316RCP-20240	24"	3	
SS316RCP-20300	30"	3	
SS316RCP-20360	36"	2	
SS316RCP-20480	48"	2	
SS316RCP-20600	60"	2	
SS316RCP-20720	72"	2	
SS316RCP-20840	84"	2	
SS316RCP-20960	96"	2	
<b>Pipe Size - 2-1/2"</b>			
SS316N-25	2-1/2" - Close	5	30
SS316N-25100	10"	15	
SS316N-25110	11"	15	
SS316N-25120	12"	13	
SS316N-2530	3"	5	30
SS316N-2535	3-1/2"	5	30
SS316N-2540	4"	5	30
SS316N-2545	4-1/2"	2	16
SS316N-2550	5"	2	16
SS316N-2555	5-1/2"	2	16
SS316N-2560	6"	2	16

Part No.	Pipe Length	Quantity	
		L1	L2
SS316N-2570	7"	2	16
SS316N-2580	8"	18	
SS316N-2590	9"	18	
<b>Pipe Size - 3"</b>			
SS316N-30	2-5/8" - Close	4	24
SS316N-30100	10"	10	
SS316N-30110	11"	10	
SS316N-30120	12"	10	
SS316N-3030	3"		24
SS316N-3035	3-1/2"	2	16
SS316N-3040	4"	2	16
SS316N-3045	4-1/2"	2	16
SS316N-3050	5"	20	
SS316N-3055	5-1/2"	20	
SS316N-3060	6"	20	
SS316N-3070	7"	16	
SS316N-3080	8"	12	
SS316N-3090	9"	12	
<b>Pipe Size - 4"</b>			
SS316N-40	2-7/8" - Close		24
SS316N-40100	10"	6	
SS316N-40110	11"	6	
SS316N-40120	12"	6	
SS316N-4035	3-1/2"	1	
SS316N-4040	4"	18	
SS316N-4045	4-1/2"	12	
SS316N-4050	5"	12	
SS316N-4055	5-1/2"	12	
SS316N-4060	6"	12	
SS316N-4070	7"	10	
SS316N-4080	8"	9	
SS316N-4090	9"	7	

STAINLESS STEEL  
FITTINGS & NIPPLES

Contact your sales rep for any further information

Toll Free: 1-800-561-3164  
boshart.com

## FLARE FITTINGS

Flare fittings are suitable for use in the plumbing and heating industries for gas, oil, air and water. They are applicable with aluminum, brass, copper and steel tubing. Flare fittings can be disassembled and reassembled many times with no effect on the seal.

**Temperature Range: -65°F to 250°F (-54°C to 121°C)**

Part No.	Size	Quantity	
		L1	L2

### Sealing Bonnet - Flare Copper



BF-57-06	3/8"	25	
BF-57-08	1/2"	25	

### Coupling - Female Flare



BF-32-06	3/8"	25	
BF-32-08	1/2"	25	

### Coupling - Flare x FPT



BF-46-0402	1/4" x 1/8"	25	
BF-46-0404	1/4"	25	
BF-46-0406	1/4" x 3/8"	25	
BF-46-0408	1/4" x 1/2"	25	
BF-46-0504	5/16" x 1/4"	25	
BF-46-0602	3/8" x 1/8"	25	
BF-46-0604	3/8" x 1/4"	25	1000
BF-46-0606	3/8" x 3/8"	25	500
BF-46-0608	3/8" x 1/2"	25	500
BF-46-0612	3/8" x 3/4"	5	250
BF-46-0806	1/2" x 3/8"	25	500
BF-46-0808	1/2"	25	500
BF-46-0812	1/2" x 3/4"	5	
BF-46-1008	5/8" x 1/2"	25	300
BF-46-1012	5/8" x 3/4"	5	
BF-46-1212	3/4"	5	
BF-46-1412	7/8" x 3/4"	5	

### Coupling - Female Flare x MPT



BF-33-0402	1/4" x 1/8"	25	
BF-33-0404	1/4"	25	
BF-33-0604	3/8" x 1/4"	25	
BF-33-0806	1/2" x 3/8"	25	
BF-33-0808	1/2"	25	

Part No.	Size	Quantity	
		L1	L2

### Reducing Coupling - Female Flare x Male Flare



BF-35-0406	1/4" x 3/8"	25	
BF-35-0604	3/8" x 1/4"	25	
BF-35-0806	1/2" x 3/8"	25	
BF-35-0810	1/2" x 5/8"	25	

### Swivel Coupling - Female Flare



BF-34-04	1/4"	25	
BF-34-06	3/8"	25	350
BF-34-08	1/2"	25	200
BF-34-10	5/8"	25	150
BF-34R-0604	3/8" x 1/4"	25	
BF-34R-0806	1/2" x 3/8"	25	

### 45° Elbow - Flare x MPT



BF-54-0402	1/4" x 1/8"	25	
------------	-------------	----	--

### 90° Elbow - Flare



BF-55-02	1/8"	25	
BF-55-04	1/4"	25	
BF-55-06	3/8"	25	250
BF-55-08	1/2"	25	250
BF-55-10	5/8"	25	100
BF-55-12	3/4"	5	
BF-55R-0806	1/2" x 3/8"	25	

### 90° Elbow - Flare x FPT



BF-50-0604	3/8" x 1/4"	25	
BF-50-0606	3/8" x 3/8"	25	
BF-50-0608	3/8" x 1/2"	25	350
BF-50-0808	1/2"	25	300
BF-50-0812	1/2" x 3/4"	5	100
BF-50-1008	5/8" x 1/2"	25	

Contact your sales rep for any further information

Toll Free: 1-800-561-3164  
boshart.com

## FLARE FITTINGS

Part No.      Size      Quantity  
L1    L2

### 90° Elbow - Flare x MPT



BF-49-0202	1/8"	25
BF-49-0302	3/16" x 1/8"	25 1000
BF-49-0304	3/16" x 1/4"	100 1000
BF-49-0402	1/4" x 1/8"	25 500
BF-49-0404	1/4"	25 500
BF-49-0406	1/4" x 3/8"	25
BF-49-0408	1/4" x 1/2"	25
BF-49-0502	5/16" x 1/8"	25
BF-49-0504	5/16" x 1/4"	25
BF-49-0602	3/8" x 1/8"	25 500
BF-49-0604	3/8" x 1/4"	25 500
BF-49-0606	3/8" x 3/8"	25 500
BF-49-0608	3/8" x 1/2"	25 300
BF-49-0612	3/8" x 3/4"	5 200
BF-49-0804	1/2" x 1/4"	25 400
BF-49-0806	1/2" x 3/8"	25 250
BF-49-0808	1/2"	25 300
BF-49-0812	1/2" x 3/4"	10 200
BF-49-1008	5/8" x 1/2"	25 200
BF-49-1012	5/8" x 3/4"	10 150

### Gasket - Flare Copper



BF-59-06	3/8"	25
BF-59-08	1/2"	25

### Cap Nut - Flare



BF-56-03	3/16"	25
BF-56-04	1/4"	25 3000
BF-56-05	5/16"	25
BF-56-06	3/8"	25 500
BF-56-08	1/2"	25 500
BF-56-10	5/8"	25 400
BF-56-12	3/4"	5

### Inverted Nut - Flare



BF-41INB-04	1/4"	25
BF-41INB-05	5/16"	25
BF-41INB-08	1/2"	25 500

Part No.      Size      Quantity  
L1    L2

### Long Forged Nut - Flare

Use only forged flare nuts on gas and fuel oil installations.



BF-39-04	1/4"	25
BF-39-06	3/8"	25 600
BF-39-08	1/2"	25 450
BF-39-10	5/8"	25 300

### Short Forged Nut - Flare

Use only forged flare nuts on gas and fuel oil installations.



BF-40-03	3/16"	25
BF-40-04	1/4"	25 1000
BF-40-05	5/16"	25
BF-40-06	3/8"	25 200
BF-40-08	1/2"	25 500
BF-40-10	5/8"	25 400
BF-40-12	3/4"	10 200
BF-40-14	7/8"	5
BF-40R-0604	3/8" x 1/4"	25
BF-40R-0806	1/2" x 3/8"	25 400
BF-40R-1008	5/8" x 1/2"	25 300

### Long Milled Nut - Flare

Use only forged flare nuts on gas and fuel oil installations.



BF-41-03	3/16"	25
BF-41-04	1/4"	25
BF-41-05	5/16"	25
BF-41-06	3/8"	25
BF-41-08	1/2"	25
BF-41-10	5/8"	25 200
BF-41-12	3/4"	25 100

### Short Milled Nut - Flare

Use only forged flare nuts on gas and fuel oil installations.



BF-41S-02	1/8"	25
BF-41S-03	3/16"	25
BF-41S-04	1/4"	25 500
BF-41S-05	5/16"	25 1000
BF-41S-06	3/8"	25 500
BF-41S-08	1/2"	25 600
BF-41S-10	5/8"	25 400
BF-41S-12	3/4"	5
BF-41S-14	7/8"	5
BF-41S-16	1"	5

FLARE, COMP HOSE BARS,  
HOSE & TUBE FITTINGS, GAS  
CONNECTORS, TUBING & HOSE

Contact your sales rep for any further information

Toll Free: 1-800-561-3164  
boshart.com

## FLARE FITTINGS

Part No. Size Quantity  
L1 L2

### Plug - Flare



BF-58-04	1/4"	25	
BF-58-05	5/16"	25	
BF-58-06	3/8"	25	500
BF-58-08	1/2"	25	500

### Tee - Flare



BF-44-02	1/8"	25	
BF-44-04	1/4"	25	
BF-44-06	3/8"	25	500
BF-44-08	1/2"	25	200
BF-44-10	5/8"	25	100
BF-44-12	3/4"	5	
BF-44R-060604	3/8" x 3/8" x 1/4"	25	
BF-44R-060608	3/8" x 3/8" x 1/2"	25	
BF-44R-080606	1/2" x 3/8" x 3/8"	25	
BF-44R-080608	1/2" x 3/8" x 1/2"	25	
BF-44R-080806	1/2" x 1/2" x 3/8"	25	
BF-44R-100808	5/8" x 1/2" x 1/2"	25	
BF-44R-101006	5/8" x 5/8" x 3/8"	25	
BF-44R-101008	5/8" x 5/8" x 1/2"	25	

### Tee - Flare x Flare x MPT



BF-45-0606	3/8"	25	
BF-45-0806	1/2" x 1/2" x 3/8"	25	
BF-45-0808	1/2"	25	
BF-45-1008	5/8" x 5/8" x 1/2"	25	

### Union Coupling - Flare



BF-42-02	1/8"	25	
BF-42-04	1/4"	25	1000
BF-42-05	5/16"	25	
BF-42-06	3/8"	25	500
BF-42-08	1/2"	25	250
BF-42-10	5/8"	25	250
BF-42-12	3/4"	5	
BF-42-14	7/8"	5	
BF-42R-0403	1/4" x 3/16"	25	
BF-42R-0504	5/16" x 1/4"	25	
BF-42R-0604	3/8" x 1/4"	25	
BF-42R-0605	3/8" x 5/16"	25	
BF-42R-0804	1/2" x 1/4"	25	
BF-42R-0806	1/2" x 3/8"	25	500
BF-42R-1006	5/8" x 3/8"	25	
BF-42R-1008	5/8" x 1/2"	25	

Part No. Size Quantity  
L1 L2

### Half Union - Flare x MPT



BF-48-0202	1/8"	25	
BF-48-0302	3/16" x 1/8"	25	
BF-48-0304	3/16" x 1/4"	25	
BF-48-0402	1/4" x 1/8"	25	800
BF-48-0404	1/4"	25	500
BF-48-0408	1/4" x 1/2"	25	500
BF-48-0502	5/16" x 1/8"	25	
BF-48-0504	5/16" x 1/4"	25	
BF-48-0506	5/16" x 3/8"	25	300
BF-48-0508	5/16" x 1/2"	25	
BF-48-0602	3/8" x 1/8"	25	500
BF-48-0604	3/8" x 1/4"	25	500
BF-48-0606	3/8" x 3/8"	25	300
BF-48-0608	3/8" x 1/2"	25	250
BF-48-0612	3/8" x 3/4"	5	250
BF-48-0804	1/2" x 1/4"	25	250
BF-48-0806	1/2" x 3/8"	25	250
BF-48-0808	1/2"	25	250
BF-48-0812	1/2" x 3/4"	5	100
BF-48-1006	5/8" x 3/8"	25	
BF-48-1008	5/8" x 1/2"	25	250
BF-48-1012	5/8" x 3/4"	25	250
BF-48-1208	3/4" x 1/2"	10	100
BF-48-1212	3/4" x 3/4"	10	150
BF-48-1408	7/8" x 1/2"	25	
BF-48-1412	7/8" x 3/4"	10	100

Contact your sales rep for any further information

Toll Free: 1-800-561-3164  
boshart.com



## COMPRESSION FITTINGS

Compression fittings are suitable for use in low to medium pressure applications for gasoline, grease, oil, water, vacuum and air lines. They are applicable with copper, brass, aluminum, plastic, CPVC & PEX tubing. The use of long nuts in applications where vibrations exist is recommended for extra resistance.

**Temperature Range: -65°F to 250°F (-54°C to 121°C)**

**Part No. Size Quantity L1 L2**

### Coupling - Comp x FPT

BC-66-0402	1/4" x 1/8"	25		
BC-66-0404	1/4"	25	700	
BC-66-0504	5/16" x 1/4"	25	500	
BC-66-0506	5/16" x 3/8"	25	500	
BC-66-0602	3/8" x 1/8"	25		
BC-66-0604	3/8" x 1/4"	25		
BC-66-0606	3/8"	25	500	
BC-66-0608	3/8" x 1/2"	25	400	
BC-66-0806	1/2" x 3/8"	25		
BC-66-1006	5/8" x 3/8"	25		
BC-66-1008	5/8" x 1/2"	10	250	
BC-66-1012	5/8" x 3/4"	10	200	
BC-66-1412	7/8" x 3/4"	5		



### 90° Elbow - Comp

BC-65-02	1/8"	25		
BC-65-03	3/16"	25		
BC-65-04	1/4"	25	600	
BC-65-05	5/16"	25	500	
BC-65-06	3/8"	25	450	
BC-65-08	1/2"	10	250	
BC-65-10	5/8"	10	150	
BC-65-14	7/8"	5		
BC-65R-0806	1/2" x 3/8"	25		
BC-65R-1006	5/8" x 3/8"	25		
BC-65R-1008	5/8" x 1/2"	25		



### 45° Elbow - Comp x MPT

BC-74-0404	1/4"	25		
BC-74-0606	3/8"	25		
BC-74-0808	1/2"	25		



### Coupling - Comp x MPT

BC-68-0202	1/8"	25		
BC-68-0302	3/16" x 1/8"	25	800	
BC-68-0304	3/16" x 1/4"	25		
BC-68-0402	1/4" x 1/8"	25	800	
BC-68-0404	1/4"	25	800	
BC-68-0406	1/4" x 3/8"	25	600	
BC-68-0408	1/4" x 1/2"	25	350	
BC-68-0502	5/16" x 1/8"	25	350	
BC-68-0504	5/16" x 1/4"	25	350	
BC-68-0506	5/16" x 3/8"	25	350	
BC-68-0508	5/16" x 1/2"	25		
BC-68-0602	3/8" x 1/8"	25	600	



**Part No. Size Quantity L1 L2**

BC-68-0604	3/8" x 1/4"	25	600	
BC-68-0606	3/8" x 3/8"	25	500	
BC-68-0608	3/8" x 1/2"	25	400	
BC-68-0612	3/8" x 3/4"	5		
BC-68-0706	7/16" x 3/8"	25		
BC-68-0804	1/2" x 1/4"	10	400	
BC-68-0806	1/2" x 3/8"	10	400	
BC-68-0808	1/2"	10	350	
BC-68-0812	1/2" x 3/4"	5		
BC-68-1006	5/8" x 3/8"	10	300	
BC-68-1008	5/8" x 1/2"	10	300	
BC-68-1012	5/8" x 3/4"	10	200	
BC-68-1208	3/4" x 1/2"	5		
BC-68-1212	3/4" x 3/4"	10	500	
BC-68-1408	7/8" x 1/2"	5		
BC-68-1412	7/8" x 3/4"	10	150	
BC-68-1416	7/8" x 1"	5		

### 90° Elbow - Comp x FPT

BC-70-0404	1/4"	25		
------------	------	----	--	--



### 90° Elbow - Comp x MPT

BC-69-0202	1/8"	25		
BC-69-0302	3/16" x 1/8"	25		
BC-69-0304	3/16" x 1/4"	25		
BC-69-0402	1/4" x 1/8"	25	800	
BC-69-0404	1/4"	25	700	
BC-69-0406	1/4" x 3/8"	25		
BC-69-0502	5/16" x 1/8"	25		
BC-69-0504	5/16" x 1/4"	25	600	
BC-69-0506	5/16" x 3/8"	25		
BC-69-0602	3/8" x 1/8"	25		
BC-69-0604	3/8" x 1/4"	25	600	
BC-69-0606	3/8"	25	500	
BC-69-0608	3/8" x 1/2"	10	350	
BC-69-0612	3/8" x 3/4"	5		
BC-69-0808	1/2"	25	200	
BC-69-1006	5/8" x 3/8"	10	350	
BC-69-1008	5/8" x 1/2"	10	300	
BC-69-1212	3/4" x 3/4"	5		



### Nut - Comp

BC-61-03	3/16"	25	1000	
BC-61-04	1/4"	25	1000	
BC-61-05	5/16"	25	1000	
BC-61-06	3/8"	25	1000	
BC-61-08	1/2"	100	1000	
BC-61-10	5/8"	100	1000	
BC-61-12	3/4"	5		
BC-61-14	7/8"	25	500	



FLARE, COMP HOSE BARBS,  
HOSE & TUBE FITTINGS, GAS  
CONNECTORS, TUBING & HOSE

Contact your sales rep for any further information

Toll Free: 1-800-561-3164  
boshart.com

## COMPRESSION FITTINGS

Part No. Size Quantity  
L1 L2

### In-Line Sleeve - Comp

Excellent for nylon tube



BC-260-04	1/4"	25	
BC-260-06	3/8"	25	
BC-260-08	1/2"	25	

### Plastic Sleeve - Comp

Acetal



BC-60P-04	1/4"	25	5000
BC-60P-05	5/16"	25	
BC-60P-06	3/8"	25	5000
BC-60P-08	1/2"	25	5000
BC-60P-10	5/8"	25	5000

### Standard Sleeve - Comp



BC-60-02	1/8"	25	
BC-60-03	3/16"	25	1000
BC-60-04	1/4"	25	1000
BC-60-05	5/16"	25	1000
BC-60-06	3/8"	25	1000
BC-60-07	7/16"	25	
BC-60-08	1/2"	100	500
BC-60-10	5/8"	25	400
BC-60-12	3/4"	25	400
BC-60-14	7/8"	100	1000

### Tee - Comp



BC-64-02	1/8"	25	
BC-64-03	3/16"	25	
BC-64-04	1/4"	25	400
BC-64-05	5/16"	25	400
BC-64-06	3/8"	25	200
BC-64-08	1/2"	10	180
BC-64-10	5/8"	10	120
BC-64-14	7/8"	5	

Part No. Size Quantity  
L1 L2

### Tee - Comp x Comp x MPT



BC-72-0604	3/8" x 3/8" x 1/4"	25	
------------	--------------------	----	--

### Union Coupling - Comp



BC-62-02	1/8"	100	1000
BC-62-03	3/16"	25	600
BC-62-04	1/4"	25	800
BC-62-05	5/16"	25	800
BC-62-06	3/8"	25	500
BC-62-07	7/16"	25	
BC-62-08	1/2"	25	300
BC-62-10	5/8"	25	200
BC-62-12	3/4"	10	100
BC-62-14	7/8"	10	100
BC-62R-0402	1/4" x 1/8"	25	
BC-62R-0403	1/4" x 3/16"	25	
BC-62R-0504	5/16" x 1/4"	25	
BC-62R-0604	3/8" x 1/4"	25	600
BC-62R-0605	3/8" x 5/16"	25	
BC-62R-0806	1/2" x 3/8"	25	400
BC-62R-1006	5/8" x 3/8"	10	250
BC-62R-1008	5/8" x 1/2"	10	250

Contact your sales rep for any further information

Toll Free: 1-800-561-3164

boshart.com

## NO LEAD COMPRESSION FITTINGS

Compression fittings are suitable for use in low to medium pressure applications for gasoline, grease, oil, water, vacuum and air lines. They are applicable with copper, brass, aluminum, plastic, CPVC & PEX tubing. The use of long nuts in applications where vibrations exist is recommended for extra resistance.

• NSF/ANSI 372

**Temperature Range: -65°F to 250°F (-54°C to 121°C)**



**Part No.      Size      Quantity**  
L1   L2

### Coupling - Comp x FPT



BC-66-0402NL	1/4" x 1/8"	25	800
BC-66-0404NL	1/4"	25	700
BC-66-0406NL	1/4" x 3/8"	25	600
BC-66-0408NL	1/4" x 1/2"	25	
BC-66-0604NL	3/8" x 1/4"	25	600
BC-66-0606NL	3/8"	25	500
BC-66-0608NL	3/8" x 1/2"	25	400
BC-66-0806NL	1/2" x 3/8"	10	400
BC-66-0808NL	1/2"	10	300
BC-66-1008NL	5/8" x 1/2"	10	250
BC-66-1012NL	5/8" x 3/4"	10	200
BC-66-1412NL	7/8" x 3/4"	10	150

### Coupling - Comp x MPT



BC-68-0402NL	1/4" x 1/8"	25	800
BC-68-0404NL	1/4"	25	800
BC-68-0406NL	1/4" x 3/8"	25	600
BC-68-0408NL	1/4" x 1/2"	25	350
BC-68-0604NL	3/8" x 1/4"	25	600
BC-68-0606NL	3/8" x 3/8"	25	500
BC-68-0608NL	3/8" x 1/2"	25	400
BC-68-0612NL	3/8" x 3/4"	10	250
BC-68-0806NL	1/2" x 3/8"	10	400
BC-68-0808NL	1/2"	10	350
BC-68-0812NL	1/2" x 3/4"	10	
BC-68-1008NL	5/8" x 1/2"	10	300
BC-68-1012NL	5/8" x 3/4"	10	200
BC-68-1412NL	7/8" x 3/4"	10	150

### 90° Elbow - Comp



BC-65-04NL	1/4"	25	600
BC-65-06NL	3/8"	25	500
BC-65-08NL	1/2"	10	250
BC-65-10NL	5/8"	10	150
BC-65-14NL	7/8"	10	70

**Part No.      Size      Quantity**  
L1   L2

### 90° Elbow - Comp x MPT



BC-69-0402NL	1/4" x 1/8"	25	800
BC-69-0404NL	1/4"	25	700
BC-69-0406NL	1/4" x 3/8"	25	600
BC-69-0604NL	3/8" x 1/4"	25	600
BC-69-0606NL	3/8"	25	500
BC-69-0608NL	3/8" x 1/2"	10	350
BC-69-0806NL	1/2" x 3/8"	25	
BC-69-0808NL	1/2"	10	350
BC-69-1008NL	5/8" x 1/2"	10	300

### Insert - Comp



BC-61P-02NL	1/8"	25	
BC-61P-03NL	3/16"	25	
BC-61P-04NL	1/4"	50	1000
BC-61P-05NL	5/16"	25	
BC-61P-06NL	3/8"	500	6000
BC-61P-08NL	1/2"	500	4000
BC-61P-10NL	5/8"	200	2000

### Tee - Comp



BC-64-04NL	1/4"	25	400
BC-64-06NL	3/8"	25	200
BC-64-08NL	1/2"	10	180
BC-64-10NL	5/8"	10	120
BC-64-14NL	7/8"	10	50

### Union Coupling - Comp



BC-62-04NL	1/4"	25	800
BC-62-06NL	3/8"	25	500
BC-62-08NL	1/2"	25	300
BC-62-10NL	5/8"	10	200
BC-62-14NL	7/8"	10	100
BC-62R-0604NL	3/8" x 1/4"	25	600
BC-62R-0806NL	1/2" x 3/8"	25	400
BC-62R-1006NL	5/8" x 3/8"	10	250
BC-62R-1008NL	5/8" x 1/2"	10	250

FLARE, COMP HOSE BARS,  
HOSE & TUBE FITTINGS, GAS  
CONNECTORS, TUBING & HOSE

Contact your sales rep for any further information

Toll Free: 1-800-561-3164  
boshart.com

### HOSE BARB FITTINGS

Hose Barb fittings are suitable for use with various hose and tubing.

**Temperature Range: -40°F to 160°F (-40°C to 71°C)**

**Part No.                    Size                    Quantity**  
**L1    L2**

**Part No.                    Size                    Quantity**  
**L1    L2**

#### Coupling - Barb x MPT



BH-125-0202	1/8"	100	2000
BH-125-0204	1/8" x 1/4"	100	2000
BH-125-0302	3/16" x 1/8"	25	
BH-125-0304	3/16" x 1/4"	25	1000
BH-125-0402	1/4" x 1/8"	25	1000
BH-125-0404	1/4"	25	800
BH-125-0406	1/4" x 3/8"	25	600
BH-125-0408	1/4" x 1/2"	25	500
BH-125-0502	5/16" x 1/8"	25	
BH-125-0504	5/16" x 1/4"	25	800
BH-125-0506	5/16" x 3/8"	25	600
BH-125-0602	3/8" x 1/8"	25	
BH-125-0604	3/8" x 1/4"	25	600
BH-125-0606	3/8"	25	500
BH-125-0608	3/8" x 1/2"	25	400
BH-125-0612	3/8" x 3/4"	5	
BH-125-0804	1/2" x 1/4"	25	500
BH-125-0806	1/2" x 3/8"	25	400
BH-125-0808	1/2"	25	300
BH-125-0812	1/2" x 3/4"	10	250
BH-125-1006	5/8" x 3/8"	25	
BH-125-1008	5/8" x 1/2"	10	300
BH-125-1012	5/8" x 3/4"	5	
BH-125-1206	3/4" x 3/8"	5	
BH-125-1208	3/4" x 1/2"	25	250
BH-125-1212	3/4"	10	200
BH-125-1612	1" x 3/4"	5	
BH-125-1616	1"	10	100
BH-125-2016	1-1/4" x 1"	5	

#### Coupling - Barb x FPT



BH-126-0204	1/8" x 1/4"	25	
BH-126-0402	1/4" x 1/8"	25	
BH-126-0404	1/4" x 1/4"	25	700
BH-126-0506	5/16" x 3/8"	25	
BH-126-0602	3/8" x 1/8"	25	
BH-126-0604	3/8" x 1/4"	25	600
BH-126-0606	3/8"	25	500
BH-126-0608	3/8" x 1/2"	25	500
BH-126-0806	1/2" x 3/8"	10	400
BH-126-0808	1/2"	10	300
BH-126-1212	3/4"	5	

#### 90° Elbow - Barb x MPT



BH-139-0402	1/4" x 1/8"	100	500
BH-139-0404	1/4"	25	500
BH-139-0602	3/8" x 1/8"	25	
BH-139-0604	3/8" x 1/4"	100	1000
BH-139-0606	3/8" x 3/8"	25	
BH-139-0608	3/8" x 1/2"	25	
BH-139-0804	1/2" x 1/4"	25	
BH-139-0806	1/2" x 3/8"	25	500
BH-139-0808	1/2"	25	500

FLARE, COMP HOSE BARBS,  
HOSE & TUBE FITTINGS, GAS  
CONNECTORS, TUBING & HOSE

### NO LEAD HOSE BARB FITTINGS

Hose Barb fittings are suitable for use with various hose and tubing.

• NSF/ANSI 372

**Temperature Range: -40°F to 160°F (-40°C to 71°C)**



**Part No.                    Size                    Quantity**  
**L1    L2**

**Part No.                    Size                    Quantity**  
**L1    L2**

#### Coupling - Barb



BH-129-02NL	1/8"	25	500
BH-129-03NL	3/16"	25	500
BH-129-04NL	1/4"	25	500
BH-129-05NL	5/16"	25	500
BH-129-06NL	3/8"	25	500
BH-129-08NL	1/2"	25	500
BH-129-10NL	5/8"	10	500
BH-129-12NL	3/4"	10	300

#### Coupling - Barb x FPT



BH-126-0404NL	1/4"	25	700
BH-126-0606NL	3/8"	25	500
BH-126-0608NL	3/8" x 1/2"	10	400
BH-126-0808NL	1/2"	10	300

Contact your sales rep for any further information

Toll Free: 1-800-561-3164  
 boshart.com

## NO LEAD HOSE BARB FITTINGS

Part No.      Size      Quantity  
                                 L1   L2

### Coupling - Barb x MPT



BH-125-0202NL	1/8"	25	1500
BH-125-0204NL	1/8" x 1/4"	25	1200
BH-125-0402NL	1/4" x 1/8"	25	1000
BH-125-0404NL	1/4"	25	800
BH-125-0406NL	1/4" x 3/8"	25	600
BH-125-0408NL	1/4" x 1/2"	25	500
BH-125-0504NL	5/16" x 1/4"	25	800
BH-125-0506NL	5/16" x 3/8"	25	600
BH-125-0602NL	3/8" x 1/8"	25	800
BH-125-0604NL	3/8" x 1/4"	25	600
BH-125-0606NL	3/8"	25	500
BH-125-0608NL	3/8" x 1/2"	25	400
BH-125-0804NL	1/2" x 1/4"	25	500
BH-125-0806NL	1/2" x 3/8"	25	400
BH-125-0808NL	1/2"	25	300
BH-125-0812NL	1/2" x 3/4"	10	250
BH-125-1008NL	5/8" x 1/2"	10	300
BH-125-1208NL	3/4" x 1/2"	10	300
BH-125-1212NL	3/4"	10	200
BH-125-1616NL	1"	10	100

Part No.      Size      Quantity  
                                 L1   L2

### 90° Elbow - Barb x MPT



BH-139-0402NL	1/4" x 1/8"	25	1000
BH-139-0404NL	1/4"	25	500
BH-139-0604NL	3/8" x 1/4"	10	500

FLARE, COMP HOSE BARBS,  
HOSE & TUBE FITTINGS, GAS  
CONNECTORS, TUBING & HOSE

## MINI HOSE BARB FITTINGS

Mini Barb fittings are suitable for polyethylene tubing. They have excellent vibration resistance.  
Temperature Range: -40°F to 135°F (-40°C to 57°C)

Part No.      Size      Quantity  
                                 L1   L2

### Coupling - Mini Barb



BT-962-04	1/4"	25
BT-962-06	3/8"	25
BT-962-08	1/2"	25

### Coupling - Mini Barb x MPT



BT-968-0402	1/4" x 1/8"	25
BT-968-0404	1/4"	25
BT-968-0602	3/8" x 1/8"	25
BT-968-0604	3/8" x 1/4"	25
BT-968-0806	1/2" x 3/8"	25

### 90° Elbow - Mini Barb



BT-965-04	1/4"	25
BT-965-06	3/8"	25

Part No.      Size      Quantity  
                                 L1   L2

BT-965-08	1/2"	25
-----------	------	----

### 90° Elbow - Mini Barb x MPT



BT-969-0402	1/4" x 1/8"	25
BT-969-0404	1/4"	25
BT-969-0602	3/8" x 1/8"	25
BT-969-0604	3/8" x 1/4"	25

### Tee - Mini Barb



BT-964-04	1/4"	25
BT-964-06	3/8"	25
BT-964-08	1/2"	25

### Tee - Mini Barb x Mini Barb x MPT



BT-972-0402	1/4" x 1/4" x 1/8"	25
-------------	--------------------	----

Contact your sales rep for any further information

Toll Free: 1-800-561-3164  
boshart.com

## GARDEN HOSE FITTINGS

Garden Hose fittings are suitable for use in residential, commercial or industrial plumbing.

Part No. Size Quantity  
L1 L2

**Cap with Chain - FHT**  
Hex knurl with washer



BG-200HKC-12	3/4"	10	300
--------------	------	----	-----

**Cap Nut - FHT**  
With washer



BG-200-12	3/4"	10	500
-----------	------	----	-----

**Coupling - Barb**  
With washer



BG-193-195-06	3/8"	5	
BG-193-195-08	1/2"	10	250
BG-193-195-10	5/8"	5	
BG-193-195-12	3/4"	5	

**Swivel Coupling - Barb x FHT**  
With washer



BG-195-0612	3/8" x 3/4"	10	500
BG-195-0812	1/2" x 3/4"	10	500
BG-195-1012	5/8" x 3/4"	10	500
BG-195-1212	3/4"	10	500

**Coupling - Barb x MHT**



BG-193-0612	3/8" x 3/4"	5	
BG-193-0812	1/2" x 3/4"	10	500
BG-193-1012	5/8" x 3/4"	10	500
BG-193-1212	3/4" x 3/4"	10	500

**Coupling - FHT**  
With washer



BG-198W-12	3/4"	10	500
------------	------	----	-----

**Coupling - FHT x FPT**  
With washer



BG-198-1208	3/4" x 1/2"	10	500
BG-198-1212	3/4"	10	500

Part No. Size Quantity  
L1 L2

**Coupling - FHT x MPT**  
With washer



BG-199-1208	3/4" x 1/2"	10	500
BG-199-1212	3/4"	10	500

**Coupling - MHT**



BG-196W-1212	3/4"	10	500
--------------	------	----	-----

**Coupling - MHT x FPT**



BG-197-1204	3/4" x 1/4"	5	
BG-197-1206	3/4" x 3/8"	5	
BG-197-1208	3/4" x 1/2"	10	500
BG-197-1212	3/4"	10	500

**Coupling - MHT x MPT**



BG-196-1206	3/4" x 3/8"	10	500
BG-196-1208	3/4" x 1/2"	10	500
BG-196-1212	3/4"	10	250

**Swivel Coupling - FHT**  
With washer



BG-203-12	3/4"	10	500
-----------	------	----	-----

**Swivel Coupling - FHT x FPT**  
With washer



BG-199S-1208	3/4" x 1/2"	10	500
BG-199S-1212	3/4"	10	250

**Swivel Coupling - FHT x MPT**  
With washer



BG-194-1204	3/4" x 1/4"	5	
BG-194-1206	3/4" x 3/8"	5	
BG-194-1208	3/4" x 1/2"	10	250

FLARE, COMP HOSE BARBS,  
HOSE & TUBE FITTINGS, GAS  
CONNECTORS, TUBING & HOSE

Contact your sales rep for any further information

Toll Free: 1-800-561-3164  
boshart.com

## GARDEN HOSE FITTINGS

Part No.	Size	Quantity	
		L1	L2

### Washer - FHT



BG-GHW-12	3/4"	10	500
-----------	------	----	-----

### Y Coupling - MHT x FHT With washer



BG-202-12	3/4"	5	
-----------	------	---	--

Part No.	Size	Quantity	
		L1	L2

### Y Valve - MHT x FHT

1/4 turn ball valve shut-offs



BG-202V-12	3/4"	20	100
------------	------	----	-----

## NO LEAD GARDEN HOSE FITTINGS

Garden Hose fittings are suitable for use in residential, commercial or industrial plumbing.



Part No.	Size	Quantity	
		L1	L2

### Cap with Chain - FHT Hex knurl with washer



BG-200HKC-12NL	3/4"	10	300
----------------	------	----	-----

### Cap Nut - FHT With washer



BG-200-12NL	3/4"	10	500
-------------	------	----	-----

### Coupling - Barb With washer



BG-193-195-08NL	1/2"	10	
BG-193-195-10NL	5/8"	10	
BG-193-195-12NL	3/4"	10	

### Swivel Coupling - Barb x FHT With washer



BG-195-0612NL	3/8" x 3/4"	10	500
BG-195-0812NL	1/2" x 3/4"	10	500
BG-195-1012NL	5/8" x 3/4"	10	500
BG-195-1212NL	3/4"	10	500

Part No.	Size	Quantity	
		L1	L2

### Coupling - Barb x MHT



BG-193-0812NL	1/2" x 3/4"	10	500
BG-193-1012NL	5/8" x 3/4"	10	500
BG-193-1212NL	3/4"	10	500

### Coupling - FHT x FPT With washer



BG-198-1208NL	3/4" x 1/2"	10	500
BG-198-1212NL	3/4"	10	500

### Coupling - FHT x MPT With washer



BG-199-1208NL	3/4" x 1/2"	10	500
BG-199-1212NL	3/4"	10	500

### Coupling - MHT



BG-196W-1212NL	3/4"	10	500
----------------	------	----	-----

Contact your sales rep for any further information

Toll Free: 1-800-561-3164  
boshart.com

## NO LEAD GARDEN HOSE FITTINGS

Part No. Size Quantity  
L1 L2

### Coupling - MHT x FPT



BG-197-1208NL	3/4" x 1/2"	10	500
BG-197-1212NL	3/4"	10	500

### Coupling - MHT x MPT



BG-196-1208NL	3/4" x 1/2"	10	500
BG-196-1212NL	3/4"	10	250

### Swivel Coupling - FHT

With washer



BG-203-12NL	3/4"	10	500
-------------	------	----	-----

Part No. Size Quantity  
L1 L2

### Swivel Coupling - FHT x FPT

With washer



BG-199S-1208NL	3/4" x 1/2"	10	500
BG-199S-1212NL	3/4"	10	250

### Y Valve - MHT x FHT

1/4 turn ball valve shut-offs




BG-202V-12NL	3/4"	20	100
--------------	------	----	-----

## DISHWASHER HOSE FITTING

This Dishwasher Hose Fitting is easier to install since the connection is easier to align & attach, saving time. They require less torque and no tape or putty.

• NSF/ANSI Standard 372 Certified

**Temperature Range: Up to 180°F (82°C)**



Part No. Size Quantity  
L1 L2

### 90° Elbow - Comp x FHT



BC-DWE-0612NL	3/8" x 3/4"	20	200
---------------	-------------	----	-----

## HOSE MENDERS

For use with hose, not polyethylene pipe

Part No. Size Pipe Length Number of Barbs Quantity  
L1 L2

### Zinc Plated Steel



GHM-050	1/2"	3-1/2"	6	25	200
GHM-075	3/4"	4-1/4"	6	25	150
GHM-100	1"	4-1/4"	6	20	120
GHM-125	1-1/4"	4-1/4"	6	12	72
GHM-150	1-1/2"	4-5/8"	7	10	60
GHM-200	2"	4-7/8"	7	10	40
GHM-250	2-1/2"	6"	8	5	20
GHM-300	3"	6-5/8"	8	4	12
GHM-400	4"	8"	8	2	8
GHM-600	6"	11"	10	4	

Contact your sales rep for any further information



Toll Free: 1-800-561-3164

boshart.com



## COMBINATION NIPPLES


For use with hose, not polyethylene pipe


	Part No.	Size	Pipe Length	Number of Barbs	Quantity	
					L1	L2
	<b>Steel</b>					
	BLCN-050	1/2"	3-1/8"	6	25	200
	BLCN-075	3/4"	3-1/8"	6	25	150
	BLCN-100	1"	3-3/8"	6	20	120
	BLCN-125	1-1/4"	3-1/4"	6	20	80
	BLCN-150	1-1/2"	4-1/8"	7	10	60
	BLCN-200	2"	4-3/4"	8	10	40
	BLCN-250	2-1/2"	5-3/4"	8	4	24
	BLCN-300	3"	6"	8	4	16
	BLCN-400	4"	7-1/4"	8	2	12
BLCN-600	6"	11"	13	4		
	<b>Zinc Plated Steel</b>					
	GCN-050	1/2"	3-1/8"	6	25	200
	GCN-075	3/4"	3-1/8"	6	25	150
	GCN-100	1"	3-3/8"	6	20	120
	GCN-125	1-1/4"	3-1/4"	6	20	80
	GCN-150	1-1/2"	4-1/8"	7	10	60
	GCN-200	2"	4-3/4"	8	10	40
	GCN-250	2-1/2"	5-3/4"	8	4	24
	GCN-300	3"	6"	8	4	16
	GCN-400	4"	7-1/4"	8	2	12
GCN-600	6"	11"	13	4		

FLARE, COMP HOSE BARBS, HOSE & TUBE FITTINGS, GAS CONNECTORS, TUBING & HOSE

## GAS CONNECTOR FITTINGS

These connectors have a 16 thread flare connection.

Part No.	Size	Quantity	
		L1	L2
			
<b>Connector - FPT x Flare</b>			
GACF-F12	3/4" x 15/16"	100	
GACF-F8	1/2" x 15/16"	100	

Part No.	Size	Quantity	
		L1	L2
			
<b>Connector - MPT x Flare</b>			
GACF-M12	3/4" x 15/16"	100	
GACF-M8	1/2" x 15/16"	100	

Contact your sales rep for any further information

**Toll Free: 1-800-561-3164**  
boshart.com

## GAS APPLIANCE CONNECTORS

Boshart's Gas Appliance Connectors allow for the proper alignment of a fixed piping system to the gas appliance. They are easy to install and have deep corrugations to enhance their flexibility.

- CSA tested and approved
  - ANSI Z21.75/CSA 6.27 Connectors for outdoor gas appliances and manufactured homes
  - ANSI Z21.24/CSA 6.10 Connectors for gas appliances
- Non-Coated 304 Stainless Steel
- Max Operating Pressure: 0.5 psi (3.45kPa)
- Maximum Temperature: 150°F (65.5°C)
- Corrugation Pipe ID: 0.500" (3/4" OD)

### 304 Stainless Steel, Maximum Pressure: 1/2 PSI

	Part No.	Size	Pipe Length	Short Length Capacity BTU/Hour	Quantity		
					L1	L2	
	<b>FPT Connection</b>						
	GACN-F8-12	1/2"	12"	180000		25	
	GACN-F8-18	1/2"	18"	164200		25	
	GACN-F8-24	1/2"	24"	150000		25	
	GACN-F8-36	1/2"	36"	125000		25	
	GACN-F8-48	1/2"	48"	106000		25	
	GACN-F8-60	1/2"	60"	93200		12	
	GACN-F8-72	1/2"	72"	86000		12	
	<b>FPT Connection</b>						
	GACN-F12-12	3/4"	12"	180000		25	
	GACN-F12-18	3/4"	18"	164200		25	
	GACN-F12-24	3/4"	24"	150000		25	
	GACN-F12-36	3/4"	36"	125000		25	
	GACN-F12-48	3/4"	48"	106000		25	
	GACN-F12-60	3/4"	60"	93200		12	
	GACN-F12-72	3/4"	72"	86000		12	
	<b>FPT x MPT Connection</b>						
	GACN-F8M8-12	1/2"	12"	180000		25	
	GACN-F8M8-18	1/2"	18"	164200		25	
	GACN-F8M8-24	1/2"	24"	150000		25	
	GACN-F8M8-36	1/2"	36"	125000		25	
	GACN-F8M8-48	1/2"	48"	106000		25	
	GACN-F8M8-60	1/2"	60"	93200		25	
	GACN-F8M8-72	1/2"	72"	86000		12	
	<b>FPT x MPT Connection</b>						
	GACN-F12M8-24	3/4" x 1/2"	24"	150000		25	
	GACN-F12M8-36	3/4" x 1/2"	36"	125000		25	
	GACN-F12M8-48	3/4" x 1/2"	48"	106000		25	
	GACN-F12M8-60	3/4" x 1/2"	60"	93200		12	
	GACN-F12M8-72	3/4" x 1/2"	72"	86000		12	
	<b>MPT Connection</b>						
	GACN-M8-12	1/2"	12"	180000		25	
	GACN-M8-18	1/2"	18"	164200		25	
	GACN-M8-24	1/2"	24"	150000		25	
	GACN-M8-36	1/2"	36"	125000		25	
	GACN-M8-48	1/2"	48"	106000		25	
	GACN-M8-60	1/2"	60"	93200		12	
	GACN-M8-72	1/2"	72"	86000		12	

Contact your sales rep for any further information

Toll Free: 1-800-561-3164

boshart.com

## POLY COATED GAS APPLIANCE CONNECTORS

Boshart's Gas Appliance Connectors allow for the proper alignment of a fixed piping system to the gas appliance. They are easy to install and have deep corrugations to enhance their flexibility. This series has a yellow polymer coating to cover the entire length of the connector. This provides protection from ammonia, acids, chlorine and other corrosive chemicals as well as environment influences such as UV rays and sea salt.

- CSA tested and approved
  - ANSI Z21.75/CSA 6.27 Connectors for outdoor gas appliances and manufactured homes
  - ANSI Z21.24/CSA 6.10 Connectors for gas appliances

- Poly Coated 304 Stainless Steel
- Max Operating Pressure: 0.5 psi (3.45kPa)
- Maximum Temperature: 150°F (65.5°C)
- Corrugation Pipe ID: 0.500" (3/4" OD)

**304 Stainless Steel, Maximum Pressure: 1/2 PSI**

FLARE, COMP HOSE BARBS, HOSE & TUBE FITTINGS, GAS CONNECTORS, TUBING & HOSE



Part No.	Size	Pipe Length	Short Length Capacity BTU/Hour	Quantity	
				L1	L2
<b>FPT Connection</b>					
GAC-F8-12	1/2"	12"	180000	25	
GAC-F8-18	1/2"	18"	164200	25	
GAC-F8-24	1/2"	24"	150000	25	
GAC-F8-36	1/2"	36"	125000	25	
GAC-F8-48	1/2"	48"	106000	25	
GAC-F8-60	1/2"	60"	93200	12	
GAC-F8-72	1/2"	72"	86000	12	
<b>FPT Connection</b>					
GAC-F12-12	3/4"	12"	180000	25	
GAC-F12-18	3/4"	18"	164200	25	
GAC-F12-24	3/4"	24"	150000	25	
GAC-F12-36	3/4"	36"	125000	25	
GAC-F12-48	3/4"	48"	106000	25	
GAC-F12-60	3/4"	60"	93200	12	
GAC-F12-72	3/4"	72"	86000	12	
<b>FPT x MPT Connection</b>					
GAC-F8M8-12	1/2"	12"	180000	25	
GAC-F8M8-18	1/2"	18"	164200	25	
GAC-F8M8-24	1/2"	24"	150000	25	
GAC-F8M8-36	1/2"	36"	125000	25	
GAC-F8M8-48	1/2"	48"	106000	25	
GAC-F8M8-60	1/2"	60"	93200	12	
GAC-F8M8-72	1/2"	72"	86000	12	
<b>FPT x MPT Connection</b>					
GAC-F12M8-24	3/4" x 1/2"	24"	150000	25	
GAC-F12M8-36	3/4" x 1/2"	36"	125000	25	
GAC-F12M8-48	3/4" x 1/2"	48"	106000	25	
GAC-F12M8-60	3/4" x 1/2"	60"	93200	12	
GAC-F12M8-72	3/4" x 1/2"	72"	86000	12	
<b>MPT Connection</b>					
GAC-M8-12	1/2"	12"	180000	25	
GAC-M8-18	1/2"	18"	164200	25	
GAC-M8-24	1/2"	24"	150000	25	
GAC-M8-36	1/2"	36"	125000	25	
GAC-M8-48	1/2"	48"	106000	25	
GAC-M8-60	1/2"	60"	93200	12	
GAC-M8-72	1/2"	72"	86000	12	

Contact your sales rep for any further information

Toll Free: 1-800-561-3164  
boshart.com

### POLYETHYLENE TUBING



This Poly Tubing is lightweight, low density, odorless & taste-free. The material is compliant with FDA standards and resistant to stress cracking. Typical applications include air instrumentation, water lines, food transfer, chemical sprays, beverage & soda transfer, conduit, pneumatic control lines and light vacuum lines. This tubing is type 50.



**Temperature Range: -45°F to 150°F (-43°C to 66°C)**


Part No.	Size I.D.	Size O.D.	Wall Thickness	Working Pressure PSI	Quantity	
					L1	L2
<b>Length: 100'</b>						
105-04-100	0.170"	1/4"	0.040"	140	100	1200
105-04H-100	0.125"	1/4"	0.062"	150	100	1200
105-06-100	0.250"	3/8"	0.062"	125	100	1000
105-08-100	0.375"	1/2"	0.062"	100	100	600
105-10-100	0.500"	5/8"	0.062"	75	100	
<b>Length: 500'</b>						
105-06-500	0.250"	3/8"	0.062"	125	500	
105-08-500	0.375"	1/2"	0.062"	100	500	
105-10-500	0.500"	5/8"	0.062"	75	500	
<b>Length: 2000'</b>						
105-04-2000	0.170"	1/4"	0.040"	140	2000	
105-04H-2000	0.125"	1/4"	0.062"	150	2000	

FLARE, COMP HOSE BARBS, HOSE & TUBE FITTINGS, GAS CONNECTORS, TUBING & HOSE

### PVC BRAIDED HOSE



Boshart's Braided Hose is lightweight, non-marking and chemical resistant. It is made from clear PVC tube and is polyester reinforced. The material is compliant with FDA standards and self extinguishing. Typical industrial applications include air & water lines, lubrication lines, packaging machines, glue lines, air breathing lines, deionized water systems, wire conduit, pneumatic lines and vacuum lines. This tubing is type 20.



• NSF 51 Certified

**Temperature Range: 25°F to 150°F (-4°C to 66°C)**

Part No.	Size I.D.	Size O.D.	Working Pressure PSI	Quantity	
				L1	L2
<b>Length: 50'</b>					
107-20-050	1-1/4"	1.625"	100 @ 70°F (21°C), 55 @ 122°F (50°C)	100	
107-24-050	1-1/2"	1.937"	100 @ 70°F (21°C), 50 @ 122°F (50°C)	50	
107-32-050	2"	2.490"	75 @ 70°F (21°C), 35 @ 122°F (50°C)	50	
<b>Length: 100'</b>					
107-03-100	3/16"	0.375"	250 @ 70°F (21°C), 150 @ 122°F (50°C)	100	
107-04-100	1/4"	0.438"	250 @ 70°F (21°C), 150 @ 122°F (50°C)	100	
107-05-100	5/16"	0.525"	250 @ 70°F (21°C), 150 @ 122°F (50°C)	100	
107-06-100	0.375"	0.600"	225 @ 70°F (21°C), 125 @ 122°F (50°C)	100	
107-08-100	0.500"	0.750"	200 @ 70°F (21°C), 100 @ 122°F (50°C)	100	
107-10-100	5/8"	0.875"	200 @ 70°F (21°C), 100 @ 122°F (50°C)	100	
107-12-100	3/4"	1.030"	150 @ 70°F (21°C), 85 @ 122°F (50°C)	100	
107-16-100	1"	1.300"	125 @ 70°F (21°C), 75 @ 122°F (50°C)	100	
107-20-100	1-1/4"	1.625"	100 @ 70°F (21°C), 55 @ 122°F (50°C)	100	
107-24-100	1-1/2"	1.937"	100 @ 70°F (21°C), 50 @ 122°F (50°C)	100	
107-32-100	2"	2.490"	75 @ 70°F (21°C), 35 @ 122°F (50°C)	100	
<b>Length: 200'</b>					
107-16-200	1"	1.300"	125 @ 70°F (21°C), 75 @ 122°F (50°C)	200	
<b>Length: 300'</b>					
107-08-300	0.500"	0.750"	200 @ 70°F (21°C), 100 @ 122°F (50°C)	300	
107-12-300	3/4"	1.030"	150 @ 70°F (21°C), 85 @ 122°F (50°C)	300	

Contact your sales rep for any further information

Toll Free: 1-800-561-3164

boshart.com

## PVC TUBING



Boshart's PVC Clear Tubing is non-toxic, odorless & taste-free. The material is non conductive, fire resistant, & self extinguishing. Typical applications include laboratory, food & beverage, drain lines, water & chemical transfer, wire harness, sight gauges and light vacuum lines. This tubing is type 10.



• NSF 51 Certified

**Temperature Range: 25°F to 150°F (-4°C to 66°C)**

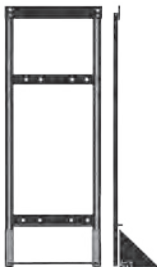
Part No.	Size I.D.	Size O.D.	Wall Thickness	Working Pressure PSI	Quantity	
					L1	L2
<b>Length: 100'</b>						
106-0204-100	1/8"	1/4"	0.063"	65 @ 68°F (20°C)	100	
106-0305-100	3/16"	5/16"	0.063"	55 @ 68°F (20°C)	100	
106-0406-100	1/4"	3/8"	0.063"	55 @ 68°F (20°C)	100	
106-0408-100	1/4"	1/2"	0.125"	60 @ 68°F (20°C)	100	
106-0507-100	5/16"	7/16"	0.063"	50 @ 68°F (20°C)	100	
106-0608-100	3/8"	1/2"	0.063"	45 @ 68°F (20°C)	100	
106-0610-100	3/8"	5/8"	0.125"	55 @ 68°F (20°C)	100	
106-0810-100	1/2"	5/8"	0.063"	30 @ 68°F (20°C)	100	
106-0812-100	1/2"	3/4"	0.125"	45 @ 68°F (20°C)	100	
106-1014-100	5/8"	7/8"	0.125"	40 @ 68°F (20°C)	100	
106-1216-100	3/4"	1"	0.125"	35 @ 68°F (20°C)	100	
106-1418-100	7/8"	1-1/8"	0.125"	30 @ 68°F (20°C)	100	
106-1620-100	1"	1-1/4"	0.125"	25 @ 68°F (20°C)	100	
106-2024-100	1-1/4"	1-1/2"	0.125"	20 @ 68°F (20°C)	100	
106-2430-100	1-1/2"	1-7/8"	0.188"	30 @ 68°F (20°C)	100	

FLARE, COMP HOSE BARBS,  
HOSE & TUBE FITTINGS, GAS  
CONNECTORS, TUBING & HOSE

## WALL MOUNT / FLOOR STAND FRAMES

These frames can be assembled in a number of configurations to make 24" and 48" single and double sided floor stand units or can be wall mounted or fastened to existing peg board displays.

For more information on these frames and other display options please contact inside sales.



Part No.	Description	Quantity	
		L1	L2
MD-FSC48	Connector Bar	1	
MD-FSK24	Floor Stand Kit	1	
MD-TOB-CN	Tab / Channel Nuts		
MD-TOB-MS	Screws		
MD-WMF24	Wall Mount Frame	1	

Contact your sales rep for any further information

Toll Free: 1-800-561-3164  
boshart.com



FLARE, COMP HOSE BARBS,  
HOSE & TUBE FITTINGS, GAS  
CONNECTORS, TUBING & HOSE

Contact your sales rep for any further information  
**Toll Free: 1-800-561-3164**  
**boshart.com**

## DIELECTRIC UNIONS

Dielectric Unions are used in commercial and residential applications to prevent accelerated corrosion and deterioration in the piping system due to galvanic and stray current. They consist of a union nut, two tailpieces, and a gasket that separates the tailpieces to prevent an electric current from occurring. Dielectric Unions are ideal in applications such as hot water storage tanks, water and air conditioners, processing tanks, steam, gas, and water piping.



• Specifications

- ANSI/ASME B1.20.1 Threads
- ANSI/AMSE B16.18 Sweat Connections

**Temperature Range: Up to 180°F (82°C), Maximum Pressure: 250 PSI**

Part No.	Size	Quantity	
		L1	L2

Part No.	Size	Quantity	
		L1	L2

### Dielectric Union - FPT x Sweat



DU-05FSNL	1/2"	12	144
DU-07F05SNL	3/4" x 1/2"	15	120
DU-07FSNL	3/4"	15	120
DU-10FSNL	1"	12	72
DU-12FSNL	1-1/4"	6	48
DU-15FSNL	1-1/2"	6	36
DU-20FSNL	2"	3	18

### Dielectric Union - MPT x Sweat




DU-05MSNL	1/2"	14	84
DU-07MSNL	3/4"	12	72

DIELECTRIC, PUSH FIT FITTINGS & SEALANTS

## DIELECTRIC UNION REPLACEMENT PARTS

Part No.	Size	Quantity	
		L1	L2

Part No.	Size	Quantity	
		L1	L2



### Plastic Insulators



DU-PI05	1/2"		
DU-PI07	3/4"		
DU-PI10	1"		
DU-PI12	1-1/4"		
DU-PI15	1-1/2"		
DU-PI20	2"		

### Washer



DU-G05	1/2"	100	
DU-G07	3/4"	100	
DU-G10	1"	100	
DU-G12	1-1/4"	100	
DU-G15	1-1/2"	100	
DU-G20	2"	100	


## GRAY MAGIC PIPE THREAD COMPOUND



Gray Magic Industrial Grade Pipe Thread Compound is a slow drying, soft settling, non-hardening pipe thread compound. Recommended for on-site or assembly line work. For Sealing Threads on all types of metal, ideal for stainless steel threads which are more difficult to seal, also for sealing plastics including ABS, PVC, CPVC, Poly and Nylon Plastic Pipe Fittings.

• NSF Standard 61 & 14

**Temperature Range: -50°F to 400°F (-46°C to 204°C)**



Part No.	Size	Quantity	
		L1	L2
TS-GM02	2 Fluid Ounces (59ml)	144	
TS-GM04	4 Fluid Ounces (118 ml)	24	

Part No.	Size	Quantity	
		L1	L2
TS-GM08	8 Fluid Ounces (237 ml)	24	
TS-GM16	16 Fluid Ounces (473 ml)	12	

Contact your sales rep for any further information

Toll Free: 1-800-561-3164

boshart.com

### PTFE THREAD SEAL TAPE



Thread Seal Tape can be used for potable & non-potable water, most chemicals, oxygen, gas, hydraulic and high pressure lines.

- Thickness Specification: MIL-T-27730A
- UL Listed
- Comes packaged in sleeves of 10

**Temperature Range: -310°F to 536°F (-190°C to 280°C), Primary Material: PTFE**



Part No.	Size	Tape Length	Quantity L1	Quantity L2	Part No.	Size	Tape Length	Quantity L1	Quantity L2
----------	------	-------------	-------------	-------------	----------	------	-------------	-------------	-------------

#### Thread Seal Tape Thickness: 0.0035" (3.5 mils)

TT1X520	1"	520"	10	250
TT34X520	3/4"	520"	10	250
TT520	1/2"	520"	10	250

#### High Density Thread Seal Tape Thickness: 0.004" (4 mils)


TT1X520-DLX	1"	520"	10	250
TT34X520-DLX	3/4"	520"	10	250
TT520-DLX	1/2"	520"	10	250

### SPECIALTY PTFE THREAD SEAL TAPE

Specialty Thread Seal Tape is thicker than regular PTFE tapes with a higher density. They are color coded for specific applications.

- Thickness Specification: MIL-T-27730A
- UL Listed

**Temperature Range: -450°F to 550°F (-268°C to 288°C)**



Part No.	Size	Thickness	Tape Length	Quantity L1	Quantity L2
----------	------	-----------	-------------	-------------	-------------



#### Yellow Gas Line Thread Seal Tape

This thread seal tape is for all types of gas lines including natural gas, propane and butane lines. This tape meets gas company standards worldwide.

TT260-GAS	1/2"	0.004" (4 mils)	260"	10	200
-----------	------	-----------------	------	----	-----



#### Green Oxygen Thread Seal Tape

This thread seal tape is for all oxygen applications and is grease free. This tape will not support combustion.

TT260-OXY	1/2"	0.004" (4 mils)	260"	10	200
-----------	------	-----------------	------	----	-----



#### White Premium Thread Seal Tape

This high density thread seal tape is for all industrial application including water, oil, chemical, medical and food processing where non-contamination standards are high. This tape does not include pigments or additives.

TT260-PHD	1/2"	0.0035" (3.5 mils)	260"	10	200
-----------	------	--------------------	------	----	-----



#### Pink Plumbers Thread Seal Tape

This thread seal tape is for plumbers and pipe fitters and is heavier than the standard white thread seal tape.

TT260-PP	1/2"	0.004" (4 mils)	260"	10	200
----------	------	-----------------	------	----	-----



#### Gray Stainless Steel Thread Seal Tape

This thread seal tape is for all stainless steel fittings and is thicker with a higher density for coarse stainless steel threads. It has nickel pigment color added and prevents galling, seizing and corrosion.

TT260-SS	1/2"	0.004" (4 mils)	260"	10	200
----------	------	-----------------	------	----	-----

Contact your sales rep for any further information

Toll Free: 1-800-561-3164  
boshart.com

Rev. 5.2



## PUSH FIT FITTINGS

Brass Push Fit Fittings can be used for potable water, hydronic heating systems, new residential, and commercial construction applications. They are approved for use for both underground and behind walls with or without access panels. Excellent for wet, hazardous and dry repairs of existing plumbing where a system is hard to drain making soldering difficult. They connect copper, CPVC and PEX pipe in any combinations. Fittings can be rotated after assembly for easier installation in tight spaces and do not require tools, soldering flux, clamps unions or glue.



- For tube sizes 3/8" (0.5" O.D.), 3/4" (0.875" O.D.), 1" (1.125" O.D.)
  - Specifications
    - ASSE 1061 Removable & Non-removable Push-Fit Fittings
  - NSF/ANSI 61 & 372
- Maximum Pressure: 200 PSI @ 200°F (93°C)**

Part No.	Size	Quantity	
		L1	L2

### Adapter - CTS x FPT



BPF-FA03NL	3/8"	12	120
BPF-FA0507NL	1/2" x 3/4"	6	60
BPF-FA05NL	1/2"	12	120
BPF-FA07NL	3/4"	6	60
BPF-FA10NL	1"	6	30

### Adapter - CTS x MPT



BPF-MA03NL	3/8"	12	120
BPF-MA0507NL	1/2" x 3/4"	6	60
BPF-MA05NL	1/2"	12	120
BPF-MA07NL	3/4"	6	60
BPF-MA10NL	1"	6	30

### Cap - CTS



BPF-CA05NL	1/2"	12	120
BPF-CA07NL	3/4"	6	60
BPF-CA10NL	1"	6	30

### Coupling - CTS



BPF-C03NL	3/8"	12	120
BPF-C0503NL	1/2" x 3/8"	12	120
BPF-C05NL	1/2"	12	120
BPF-C0705NL	3/4" x 1/2"	6	60
BPF-C07NL	3/4"	6	60
BPF-C1007NL	1" x 3/4"	6	30
BPF-C10NL	1"	6	30

### Transition Coupling - CTS

One end connects to polybutylene



BPF-PBC05NL	1/2"	12	120
BPF-PBC07NL	3/4"	12	120

Part No.	Size	Quantity	
		L1	L2

### Flexible Repair Couplings - CTS

12" braided stainless steel EPDM hose



BPF-FRC05NL	1/2"	5	25
BPF-FRC07NL	3/4"	5	25

### Repair Coupling - CTS



BPF-SC05NL	1/2"	2	60
BPF-SC07NL	3/4"	2	30

### Disconnect Tool - CTS



BPF-D05	1/2"	10	500
BPF-D07	3/4"	10	500
BPF-D10	1"	10	200

### Dropear 90° Elbow - CTS x FPT



BPF-DE05NL	1/2"	12	120
BPF-DE0705NL	3/4" x 1/2"	6	60

### 90° Elbow - CTS



BPF-E03NL	3/8"	12	120
BPF-E05NL	1/2"	12	120
BPF-E0705NL	3/4" x 1/2"	6	60
BPF-E07NL	3/4"	6	60
BPF-E10NL	1"	6	30

### 90° Elbow - CTS x FPT



BPF-FE05NL	1/2"	12	120
BPF-FE07NL	3/4"	6	60

DIELECTRIC, PUSH FIT FITTINGS & SEALANTS

Contact your sales rep for any further information

Toll Free: 1-800-561-3164  
boshart.com

## PUSH FIT FITTINGS

Part No. Size Quantity  
L1 L2

### 90° Elbow - CTS x MPT



BPF-ME05NL	1/2"	12	120
BPF-ME07NL	3/4"	6	60

### Tee - CTS



BPF-T03NL	3/8"	12	60
BPF-T05NL	1/2"	12	60
BPF-T070505NL	3/4" x 1/2" x 1/2"	12	60
BPF-T070507NL	3/4" x 1/2" x 3/4"	12	60
BPF-T070705NL	3/4" x 3/4" x 1/2"	12	60
BPF-T07NL	3/4"	12	60
BPF-T101007NL	1" x 1" x 3/4"	6	30
BPF-T10NL	1"	6	30

Part No. Size Quantity  
L1 L2

### Tube Support - CTS



BPF-S05	1/2"	10	500
BPF-S07	3/4"	10	500
BPF-S10	1"	10	200

### Water Connector - CTS x FPT

Flexible 18" braided stainless steel EPDM hose. Threaded swivel nut on one end for easy connection with NPT connection.



BPF-WC05-18	1/2"	5	25
BPF-WHC0507-18	1/2" x 3/4"	5	25
BPF-WHC07-18	3/4"	5	25

### Water Connector with Valve - CTS x FPT

Flexible 18" braided stainless steel EPDM hose. Threaded swivel nut on one end for easy connection with NPT connection.



BPF-WHCV0507-18	1/2" x 3/4"	5	25
BPF-WHCV07-18	3/4"	5	25

## PLASTIC QUICK CONNECT FITTINGS

Plastic Quick Connect Fittings are designed for use in POU installations, water dispensing, filtering systems, food/beverage service, agricultural/irrigation. These fittings provide a quick and convenient assembly solution saving time and expense. They do not require crimp tools, adhesives or clamps and can be removed and reused without damaging the pipe. Tube supports are sold separately and are recommended for use with soft tubing and hot liquids. They have excellent resistance to most organic compounds, industrial chemicals and gases. Plastic quick connect fittings can be used on PVC, Polyethylene, PEX, and Copper tubing.

Gripper ring: Stainless steel

O-Ring: NBR

• NSF/ANSI Standard 51, 61 & 372

**Maximum Pressure: 170 PSI @ 34°F (1°C), 100 PSI @ 150°F (66°C)**



Part No. Size Quantity  
L1 L2

### Adapter - Tube OD x Comp



PQC-FA0404CP	1/4" x 1/4"	10	400
--------------	-------------	----	-----

### Adapter - Tube OD x FPT



PQC-FA0404	1/4" x 1/4"	10	300
------------	-------------	----	-----

Part No. Size Quantity  
L1 L2

### Adapter - Tube OD x MPT



PQC-MA0402	1/4" x 1/8"	10	300
PQC-MA0404	1/4" x 1/4"	10	300
PQC-MA0406	1/4" x 3/8"	10	300
PQC-MA0604	3/8" x 1/4"	10	250
PQC-MA0606	3/8" x 3/8"	10	250
PQC-MA0608	3/8" x 1/2"	10	250

Contact your sales rep for any further information

Toll Free: 1-800-561-3164

boshart.com

Rev. 5.5

## PLASTIC QUICK CONNECT FITTINGS

**Part No.**      **Size**      **Quantity**  
   **L1**   **L2**

**Coupling - Tube OD**



PQC-C04	1/4"	10	300
PQC-C06	3/8"	10	250
PQC-C0604	3/8" x 1/4"	10	250

**90° Elbow - Tube OD**



PQC-E04	1/4"	10	300
PQC-E06	3/8"	10	250

**90° Elbow - Tube OD x MPT**



PQC-ME0402	1/4" x 1/8"	10	300
PQC-ME0404	1/4" x 1/4"	10	300
PQC-ME0604	3/8" x 1/4"	10	250
PQC-ME0606	3/8" x 3/8"	10	250

**Clip - Tube OD**



PQC-LC04	1/4"	10	200
PQC-LC06	3/8"	10	200

**Part No.**      **Size**      **Quantity**  
   **L1**   **L2**

**Tee - Tube OD**



PQC-T04	1/4"	10	300
PQC-T06	3/8"	10	250
PQC-T060604	3/8" x 3/8" x 1/4"	10	250

**Tube Support - Tube OD**



PQC-TS04	1/4"	10	
PQC-TS06	3/8"	10	

**Straight Supply Valve - Tube OD**



PQCSVS-04	1/4"	10	300
PQCSVS-06	3/8"	10	300

**Straight Supply Valve - Tube OD x MPT**



PQCSVS-0404M	1/4" x 1/4"	10	300
--------------	-------------	----	-----

DIELECTRIC, PUSH FIT FITTINGS & SEALANTS

## TWISTLOC FITTINGS

The twist and lock system is designed for residential & commercial plumbing, and suitable for cold and hot potable water supply systems only. These all white fittings have color coded rings for easy recognition of size and easy verification of lock/unlock status at a distance. They are removable and re-useable without damage to plumbing or fittings. Integral tube support for PEX installations.

- For tube sizes 1/8" (0.25" O.D.), 1/4" (0.375" O.D.), 3/8" (0.5" O.D.), 1/2" (0.625" O.D.), 3/4" (0.875" O.D.), 1" (1.125" O.D.)
- Specifications
  - ASME A112.18.1 / CSA B125.1 Plumbing Supply Fittings
  - ASSE 1061 Removable & Non-removable Push-Fit Fittings

• NSF/ANSI 14, 61, & 372

**Maximum Pressure: 250 PSI @ 73°F (23°C), 150 PSI @ 140°F (60°C), 100 PSI @ 180°F (82°C)**



**Part No.**      **Size**      **Quantity**  
   **L1**   **L2**

**Adapter - CTS x FPT**



PTL-FA0305	3/8" x 1/2"	10	100
PTL-FA05	1/2"	10	100
PTL-FA0507	1/2" x 3/4"	10	100
PTL-FA07	3/4"	10	100
PTL-FA10	1"	5	50

**Part No.**      **Size**      **Quantity**  
   **L1**   **L2**

**Adapter - CTS x MPT**



PTL-MA0305	3/8" x 1/2"	10	100
PTL-MA05	1/2"	10	150
PTL-MA0507	1/2" x 3/4"	10	100
PTL-MA07	3/4"	10	100
PTL-MA10	1"	5	50

Contact your sales rep for any further information

## TWISTLOC FITTINGS

Part No. Size Quantity  
L1 L2

### Valve Adapter - CTS

Dual outlet

PTLVA-0301	3/8" x 1/8"	5	50
PTLVA-0302	3/8" x 1/4"	5	50
PTLVA-0501	1/2" x 1/8"	5	50
PTLVA-0502	1/2" x 1/4"	5	50



### Cap - CTS

PTL-CA05	1/2"	10	150
PTL-CA07	3/4"	10	100
PTL-CA10	1"	5	50



### Coupling - CTS

PTL-C03	3/8"	10	150
PTL-C05	1/2"	10	150
PTL-C0503	1/2" x 3/8"	10	150
PTL-C07	3/4"	10	100
PTL-C0705	3/4" x 1/2"	10	100
PTL-C10	1"	5	50
PTL-C1007	1" x 3/4"	5	50



### Repair Coupling - CTS

PTL-SC05	1/2"	5	50
PTL-SC07	3/4"	5	50



### 90° Elbow - CTS

PTL-E03	3/8"	10	100
PTL-E05	1/2"	10	100
PTL-E07	3/4"	10	50
PTL-E0705	3/4" x 1/2"	10	50
PTL-E10	1"	5	25



### 90° Elbow - CTS x MPT

PTL-ME05	1/2"	10	100
----------	------	----	-----



### 90° Elbow - CTS x GHT Swivel

PTL-FSEGH	1/2" x 3/4"	5	100
-----------	-------------	---	-----



Part No. Size Quantity  
L1 L2

### Dropear 90° Elbow - CTS x FPT

PTL-DE05	1/2"	10	100
----------	------	----	-----



### Tee - CTS

PTL-T03	3/8"	10	50
PTL-T05	1/2"	10	50
PTL-T050501	1/2" x 1/2" x 1/8"	10	50
PTL-T07	3/4"	10	50
PTL-T070505	3/4" x 1/2" x 1/2"	10	50
PTL-T070705	3/4" x 3/4" x 1/2"	10	50
PTL-T10	1"	5	25
PTL-T101007	1" x 1" x 3/4"	5	25



### Tee Valve - CTS

PTLSCTV-0501	1/2" x 1/8"	5	25
PTLSCTV-0502	1/2" x 1/4"	5	25



### Tube Support - CTS

PTL-S01	1/8"	25	500
PTL-S02	1/4"	25	500
PTL-S03	3/8"	25	500
PTL-S05	1/2"	25	400
PTL-S07	3/4"	25	400
PTL-S10	1"	25	300



### Angle Supply Valve - CTS

PTLSVA-0502	1/2" x 1/4"	5	100
-------------	-------------	---	-----



### Straight Supply Valve - CTS

PTLSVS-03	3/8"	5	50
PTLSVS-05	1/2"	5	50
PTLSVS-0501	1/2" x 1/8"	5	50
PTLSVS-07	3/4"	5	25



Contact your sales rep for any further information

Toll Free: 1-800-561-3164  
boshart.com

Rev. 5.1

## STAINLESS STEEL CRIMP PEX FITTINGS

Boshart's Stainless Steel PEX Crimp fittings are great for all PEX applications. They are premium quality and durable. Featuring high corrosion resistance, and are ideal for areas with high acidity and anywhere water quality is an issue.

- NSF/ANSI 61 & 372 Certified
- cUPC Certified
- Crimp PEX end conforms to ASTM F1807

**Temperature Range: Up to 400°F (204°C), Maximum Pressure: 200 PSI**

- Must order L1 Quantity



**Part No.      Size      Quantity  
L1   L2**

### Coupling - Crimp PEX



SSPEX-C05	1/2"	25	1000
SSPEX-C07	3/4"	25	400
SSPEX-C0705	3/4" x 1/2"	25	400
SSPEX-C10	1"	25	100
SSPEX-C1007	1" x 3/4"	25	200

### Dropear 90° Elbow - Crimp PEX x FPT



SSPEX-DE05	1/2"	25	150
SSPEX-DE07	3/4"	25	100
SSPEX-DE0705	3/4" x 1/2"	25	100

### 90° Elbow - Crimp PEX



SSPEX-E05	1/2"	25	700
SSPEX-E07	3/4"	25	300
SSPEX-E0705	3/4" x 1/2"	25	300
SSPEX-E10	1"	25	150

### Adapter - Crimp PEX x FPT



SSPEX-FA05	1/2"	25	400
SSPEX-FA0507	1/2" x 3/4"	25	200
SSPEX-FA07	3/4"	25	200
SSPEX-FA0705	3/4" x 1/2"	25	200
SSPEX-FA0710	3/4" x 1"	25	100
SSPEX-FA10	1"	25	100

### Adapter - Crimp PEX x MPT



SSPEX-MA05	1/2"	25	400
SSPEX-MA0507	1/2" x 3/4"	25	200
SSPEX-MA07	3/4"	25	200
SSPEX-MA0705	3/4" x 1/2"	25	200
SSPEX-MA0710	3/4" x 1"	25	200
SSPEX-MA10	1"	25	100
SSPEX-MA1007	1" x 3/4"	25	200

**Part No.      Size      Quantity  
L1   L2**

### 90° Elbow - Crimp PEX x MPT



SSPEX-ME05	1/2"	25	250
SSPEX-ME07	3/4"	25	150

### Plug - Crimp PEX



SSPEX-P05	1/2"	25	1200
SSPEX-P07	3/4"	25	700
SSPEX-P10	1"	25	200

### Transition Coupling - Crimp PEX

Transitions from Polybutylene pipe PB2110 to PEX. Kit includes one coupling and two copper crimp rings.



SSPEX-PBCK05	1/2"	25	500
SSPEX-PBCK07	3/4"	25	400
SSPEX-PBCK10	1"	25	200

### Tee - Crimp PEX



SSPEX-T05	1/2"	25	400
SSPEX-T050503	1/2" x 1/2" x 3/8"	25	400
SSPEX-T07	3/4"	25	300
SSPEX-T070505	3/4" x 1/2" x 1/2"	25	300
SSPEX-T070507	3/4" x 1/2" x 3/4"	25	300
SSPEX-T070703	3/4" x 3/4" x 3/8"	25	300
SSPEX-T070705	3/4" x 3/4" x 1/2"	25	300
SSPEX-T070710	3/4" x 3/4" x 1"	25	200
SSPEX-T10	1"	25	150
SSPEX-T100507	1" x 1/2" x 3/4"	25	200
SSPEX-T100510	1" x 1/2" x 1"	25	200
SSPEX-T100705	1" x 3/4" x 1/2"	25	200
SSPEX-T100707	1" x 3/4" x 3/4"	25	200
SSPEX-T100710	1" x 3/4" x 1"	25	150
SSPEX-T101005	1" x 1" x 1/2"	25	200
SSPEX-T101007	1" x 1" x 3/4"	25	150

Contact your sales rep for any further information

Toll Free: 1-800-561-3164  
boshart.com

## STAINLESS STEEL COLD EXPANSION PEX FITTINGS

Boshart's Stainless Steel Cold Expansion PEX fittings are great for all PEX applications. They are premium quality and durable. Featuring high corrosion resistance, and are ideal for areas with high acidity and anywhere water quality is an issue.



**Temperature Range: Up to 400°F (204°C), Maximum Pressure: 200 PSI**

• Must order L1 Quantity

Part No.	Size	Quantity	
		L1	L2

Part No.	Size	Quantity	
		L1	L2

### Coupling - CE PEX

SSCEP-C05	1/2"	25	800
SSCEP-C07	3/4"	25	400
SSCEP-C0705	3/4" x 1/2"	25	500
SSCEP-C10	1"	25	200
SSCEP-C1007	1" x 3/4"	25	200

### Adapter - CE PEX x MPT

SSCEP-MA05	1/2"	25	400
SSCEP-MA0507	1/2" x 3/4"	25	200
SSCEP-MA07	3/4"	25	200
SSCEP-MA0705	3/4" x 1/2"	25	300
SSCEP-MA0710	3/4" x 1"	25	200
SSCEP-MA10	1"	25	100
SSCEP-MA1007	1" x 3/4"	25	100



### Dropear 90° Elbow - CE PEX x FPT

SSCEP-DE05	1/2"	25	150
SSCEP-DE07	3/4"	25	100
SSCEP-DE0705	3/4" x 1/2"	25	100



### 90° Elbow - CE PEX x MPT

SSCEP-ME05	1/2"	25	250
SSCEP-ME07	3/4"	25	150



### 90° Elbow - CE PEX

SSCEP-E05	1/2"	25	300
SSCEP-E07	3/4"	25	100
SSCEP-E0705	3/4" x 1/2"	25	150
SSCEP-E10	1"	25	50



### Plug - CE PEX

SSCEP-P05	1/2"	25	800
SSCEP-P07	3/4"	25	300
SSCEP-P10	1"	25	200



### Adapter - CE PEX x FPT

SSCEP-FA05	1/2"	25	400
SSCEP-FA0507	1/2" x 3/4"	25	200
SSCEP-FA07	3/4"	25	200
SSCEP-FA0705	3/4" x 1/2"	25	200
SSCEP-FA0710	3/4" x 1"	25	200
SSCEP-FA10	1"	25	100



### Tee - CE PEX

SSCEP-T05	1/2"	25	300
SSCEP-T050503	1/2" x 1/2" x 3/8"	25	400
SSCEP-T07	3/4"	25	100
SSCEP-T070505	3/4" x 1/2" x 1/2"	25	150
SSCEP-T070507	3/4" x 1/2" x 3/4"	25	150
SSCEP-T070703	3/4" x 3/4" x 3/8"	25	150
SSCEP-T070705	3/4" x 3/4" x 1/2"	25	200
SSCEP-T070710	3/4" x 3/4" x 1"	25	100
SSCEP-T10	1"	25	50
SSCEP-T100507	1" x 1/2" x 3/4"	25	100
SSCEP-T100510	1" x 1/2" x 1"	25	50
SSCEP-T100705	1" x 3/4" x 1/2"	25	100
SSCEP-T100707	1" x 3/4" x 3/4"	25	100
SSCEP-T100710	1" x 3/4" x 1"	25	50
SSCEP-T101005	1" x 1" x 1/2"	25	100
SSCEP-T101007	1" x 1" x 3/4"	25	100



Contact your sales rep for any further information

Toll Free: 1-800-561-3164  
boshart.com

Rev. 5.5

## POLY-ALLOY CRIMP PEX FITTINGS

Crimp PEX fittings are resistant to chemicals in corrosive and aggressive water conditions. They are designed for use in ASTM F2159 PEX cold and hot water distribution systems using SDR9 PEX tubing. There are integral locating tabs to ensure tubing and fitting are installed properly which eliminates faulty crimp connections.




- Specifications
  - ASTM F877 PEX Plastic Hot & Cold Water Distribution Systems
  - ASTM F2159 Fittings Using a Crimp Ring
  - CSA B137.5 PEX Tubing Systems for Pressure Applications

• NSF/ANSI 14, 61 & 372

**Temperature Range: Up to 180°F (82°C), Maximum Pressure: 100 PSI**


• Must order L1 Quantity

Part No.	Size	Quantity	
		L1	L2




**Adapter - Crimp PEX x FPT**  
Swivel on FPT connection

710P-FA05S	1/2"	25	400
710P-FA07S	3/4"	25	200




**Adapter - Crimp PEX x MPT**

710P-MA05	1/2"	25	450
710P-MA0507	1/2" x 3/4"	25	300
710P-MA07	3/4"	25	250
710P-MA0705	3/4" x 1/2"	25	300
710P-MA10	1"	10	140




**Coupling - Crimp PEX**

710P-C05	1/2"	25	750
710P-C07	3/4"	25	300
710P-C0705	3/4" x 1/2"	25	500
710P-C10	1"	10	200
710P-C1005	1" x 1/2"	10	200
710P-C1007	1" x 3/4"	10	200



**90° Elbow - Crimp PEX**


710P-E05	1/2"	25	600
710P-E07	3/4"	25	250
710P-E0705	3/4" x 1/2"	25	200
710P-E10	1"	10	160



**90° Elbow - Crimp PEX x FPT**  
Swivel on FPT connection


710P-FE05S	1/2"	25	250
------------	------	----	-----

Part No.	Size	Quantity	
		L1	L2




**90° Elbow - Crimp PEX x MPT**

710P-ME05	1/2"	25	300
710P-ME07	3/4"	25	200
710P-ME0705	3/4" x 1/2"	25	200




**Wingnut Elbow - Crimp PEX x FPT**  
Swivel on FPT connection

710P-FE05SW	1/2"	25	250
-------------	------	----	-----



**Plug - Crimp PEX**

710P-P05	1/2"	25	1000
710P-P07	3/4"	25	750
710P-P10	1"	25	500



**Tee - Crimp PEX**

710P-T05	1/2"	25	300
710P-T050507	1/2" x 1/2" x 3/4"	25	300
710P-T07	3/4"	25	200
710P-T070505	3/4" x 1/2" x 1/2"	25	300
710P-T070507	3/4" x 1/2" x 3/4"	25	250
710P-T070705	3/4" x 3/4" x 1/2"	25	250
710P-T070710	3/4" x 3/4" x 1"	10	100
710P-T10	1"	10	100
710P-T100707	1" x 3/4" x 3/4"	10	100
710P-T100710	1" x 3/4" x 1"	10	100
710P-T101005	1" x 1" x 1/2"	10	100
710P-T101007	1" x 1" x 3/4"	10	100



**Tee - Crimp PEX x MPT**

710P-MT05	1/2"	10	180
-----------	------	----	-----

PEX FITTINGS

Contact your sales rep for any further information

Toll Free: 1-800-561-3164

boshart.com

## POLY-ALLOY COLD EXPANSION PEX FITTINGS

Cold Expansion PEX fittings are resistant to chemicals in corrosive and aggressive water conditions. They are designed for use in ASTM F1960 PEX cold and hot water distribution systems using SDR9 PEX tubing. A large internal diameter provides maximum flow through the fitting. There are integral locating tabs to ensure tubing and fitting are installed properly. The expansion connection method provides a positive and leak free seal.



• Specifications

- ASTM F877 PEX Plastic Hot & Cold Water Distribution Systems
- ASTM F1960 Cold Expansion PEX Fittings
- CSA B137.5 PEX Tubing Systems for Pressure Applications

• NSF/ANSI 14, 61 & 372

**Temperature Range: Up to 180°F (82°C), Maximum Pressure: 100 PSI**

• Must order L1 Quantity

Part No.	Size	Quantity	
		L1	L2

**Adapter - CE PEX x FPT**  
Swivel on FPT connection



710CEP-FA05S	1/2"	25	300
--------------	------	----	-----

**Adapter - CE PEX x MPT**



710CEP-MA05	1/2"	25	375
710CEP-MA0507	1/2" x 3/4"	25	250
710CEP-MA07	3/4"	25	200
710CEP-MA10	1"	10	100

**Coupling - CE PEX**



710CEP-C05	1/2"	25	500
710CEP-C07	3/4"	25	250
710CEP-C0705	3/4" x 1/2"	25	300
710CEP-C10	1"	10	100
710CEP-C1007	1" x 3/4"	10	100

**90° Elbow - CE PEX**



710CEP-E05	1/2"	25	300
710CEP-E07	3/4"	25	150
710CEP-E10	1"	10	60

Part No.	Size	Quantity	
		L1	L2

**90° Elbow - CE PEX x FPT**  
Swivel on FPT connection



710CEP-FE05S	1/2"	25	250
--------------	------	----	-----

**90° Elbow - CE PEX x MPT**



710CEP-ME05	1/2"	25	300
-------------	------	----	-----

**Plug - CE PEX**



710CEP-P05	1/2"	25	750
710CEP-P07	3/4"	25	500
710CEP-P10	1"	10	180

**Tee - CE PEX**



710CEP-T05	1/2"	25	250
710CEP-T050507	1/2" x 1/2" x 3/4"	25	300
710CEP-T07	3/4"	25	100
710CEP-T070505	3/4" x 1/2" x 1/2"	25	100
710CEP-T070507	3/4" x 1/2" x 3/4"	25	100
710CEP-T070705	3/4" x 3/4" x 1/2"	25	100
710CEP-T10	1"	10	60
710CEP-T100707	1" x 3/4" x 3/4"	10	60
710CEP-T100710	1" x 3/4" x 1"	10	60
710CEP-T101005	1" x 1" x 1/2"	10	60
710CEP-T101007	1" x 1" x 3/4"	10	60

Contact your sales rep for any further information

Toll Free: 1-800-561-3164

boshart.com

Rev. 5.7



## POLY-ALLOY COLD EXPANSION PEX MANIFOLDS

Cold Expansion PEX fittings are resistant to chemicals in corrosive and aggressive water conditions. They are designed for use in ASTM F1960 PEX cold and hot water distribution systems using SDR9 PEX tubing. A large internal diameter provides maximum flow through the fitting. There are integral locating tabs to ensure tubing and fitting are installed properly. The expansion connection method provides a positive and leak free seal.

**Temperature Range: Up to 180°F (82°C), Maximum Pressure: 100 PSI**



**Part No.**      **Number of Outlet Connections**      **Quantity**  
L1   L2

**Part No.**      **Number of Outlet Connections**      **Quantity**  
L1   L2

**Closed - 3/4" x 1/2" CE PEX**



**Open - 3/4" x 1/2" CE PEX**



710CEP-MFC307	3	20	120
710CEP-MFC407	4	20	100

710CEP-MFO207	2	20	120
710CEP-MFO307	3	20	120
710CEP-MFO407	4	20	80
710CEP-MFO607	6	10	60

## POLY-ALLOY CRIMP PEX FITTINGS

Crimp PEX fittings are resistant to chemicals in corrosive and aggressive water conditions. They are designed for use in ASTM F2159 PEX cold and hot water distribution systems using SDR9 PEX tubing. There are integral locating tabs to ensure tubing and fitting are installed properly which eliminates faulty crimp connections.

- Specifications
  - ASTM F877 PEX Plastic Hot & Cold Water Distribution Systems
  - ASTM F2159 Fittings Using a Crimp Ring
  - CSA B137.5 PEX Tubing Systems for Pressure Applications
- NSF/ANSI 14, 61 & 372

**Temperature Range: Up to 180°F (82°C), Maximum Pressure: 100 PSI**

• Must order L1 Quantity

**Part No.**      **Size**      **Quantity**  
L1   L2

**Part No.**      **Size**      **Quantity**  
L1   L2

**Adapter - Crimp PEX x FPT**  
Swivel on FPT connection



710PS-FA05S	1/2"
710PS-FA07S	3/4"

**90° Elbow - Crimp PEX**



710PS-E05	1/2"
710PS-E07	3/4"
710PS-E0705	3/4" x 1/2"
710PS-E10	1"

**Adapter - Crimp PEX x MPT**



710PS-MA05	1/2"
710PS-MA0507	1/2" x 3/4"
710PS-MA07	3/4"
710PS-MA0705	3/4" x 1/2"
710PS-MA10	1"

**90° Elbow - Crimp PEX x FPT**  
Swivel on FPT connection

710PS-FE05S	1/2"
-------------	------

**Coupling - Crimp PEX**



710PS-C05	1/2"
710PS-C07	3/4"
710PS-C0705	3/4" x 1/2"
710PS-C10	1"
710PS-C1005	1" x 1/2"
710PS-C1007	1" x 3/4"

**90° Elbow - Crimp PEX x MPT**

710PS-ME05	1/2"
710PS-ME07	3/4"
710PS-ME0705	3/4" x 1/2"

Contact your sales rep for any further information

Toll Free: 1-800-561-3164

boshart.com

## POLY-ALLOY CRIMP PEX FITTINGS

Part No.	Size	Quantity	
		L1	L2

### Wingnut Elbow - Crimp PEX x FPT

Swivel on FPT connection

710PS-FE05SW	1/2"
--------------	------

### Plug - Crimp PEX

710PS-P05	1/2"
710PS-P07	3/4"
710PS-P10	1"



Part No.	Size	Quantity	
		L1	L2

### Tee - Crimp PEX



710PS-T05	1/2"
710PS-T050507	1/2" x 1/2" x 3/4"
710PS-T07	3/4"
710PS-T070505	3/4" x 1/2" x 1/2"
710PS-T070507	3/4" x 1/2" x 3/4"
710PS-T070705	3/4" x 3/4" x 1/2"
710PS-T070710	3/4" x 3/4" x 1"
710PS-T10	1"
710PS-T100707	1" x 3/4" x 3/4"
710PS-T100710	1" x 3/4" x 1"
710PS-T101005	1" x 1" x 1/2"
710PS-T101007	1" x 1" x 3/4"

### Tee - Crimp PEX x MPT

710PS-MT05	1/2"
------------	------

## PEX ACCESSORIES

These accessories are for use with PEX fittings.

• Must order L1 Quantity

Part No.	Size	Quantity	
		L1	L2



### Expansion Collar for use with CE PEX fittings.

720CEP-EC05	1/2"	100	1000
720CEP-EC07	3/4"	100	1000
720CEP-EC10	1"	50	500



### Copper crimp rings for use with Crimp PEX fittings.

720P-CR05	1/2"	100	1000
720P-CR07	3/4"	100	500
720P-CR10	1"	50	500



### Stainless Steel pinch clamps for use with Crimp PEX fittings.

SSPEX-PC05	1/2"	500	5000
SSPEX-PC07	3/4"	200	2000
SSPEX-PC10	1"	100	1000

Contact your sales rep for any further information

Toll Free: 1-800-561-3164  
boshart.com

Rev. 5.0

# INSERT FITTINGS, CLAMPS & FLEXIBLE CONNECTORS

Metal & plastic insert fittings great for any application.  
Clamps for securing fittings and flexible connectors



**INDEX**

<b>Product Line</b>	<b>Page</b>
Brass Insert Fittings	1
Bronze Insert Fittings	1
Bronze O-Ring Union Adapters	2
Stainless Steel Insert Fittings	3
Zinc Plated Insert Fittings	4
Bronze Hydrant Fittings	5
Stainless Steel Hydrant Fittings	5
Venturi Adapters	6
Venturi Elbows	6
Nylon Fittings	7
Polypropylene Fittings	8
PVC Fittings	9
Pool & Spa Fittings	11
PVC Expansion Couplings	11
PVC Compression Fittings	11
White PVC Schedule 40 Fittings	12
Gray PVC Schedule 40 Fittings	16
Gray PVC Schedule 80 Fittings	17
Gaskets for Schedule 80 Flanges	20
PVC Schedule 80 Nipples	21
All Stainless Steel Clamps	23
Flexible Couplings	29
Flexible End Caps, Elbows and Tees	30
Flexible Plumbing Connectors	31
No Hub "MJ" Merchant Joint Couplings	31
Shielded Transition Couplings	32

## BRASS INSERT FITTINGS

Brass insert fittings are available in a variety of sizes and fitting types.  
• NSF/ANSI 372



Part No.      Size      No. of      Quantity  
   Barbs      L1      L2

Part No.      Size      No. of      Quantity  
   Barbs      L1      L2



### Swaged Adapter - MPT x Insert

MAB-050	1/2"	6	25	200
MAB-075	3/4"	6	25	150
MAB-100	1"	7	20	120
MAB-125	1-1/4"	7	20	80
MAB-150	1-1/2"	9	10	60
MAB-200	2"	9	10	40
MAB-250	2-1/2"	11		20
MAB-300	3"	11		12
MAB-400	4"	15	6	




### Coupling - Insert

CB-050	1/2"	6	25	250
CB-075	3/4"	6	25	150
CB-100	1"	7	20	120
CB-125	1-1/4"	7	20	80
CB-150	1-1/2"	9	10	60
CB-200	2"	9	10	40
CB-250	2-1/2"	11	5	20
CB-300	3"	11		12

## BRONZE INSERT FITTINGS

Bronze insert fittings are available in a variety of sizes and fitting types. The elbows have been designed with a smooth sweep channel to minimize friction loss. This ensures the highest possible flow rates and pumping efficiency. These fittings are meant for poly pipe and not hoses.  
• NSF/ANSI 372



Part No.      Size      No. of      Quantity  
   Barbs      L1      L2

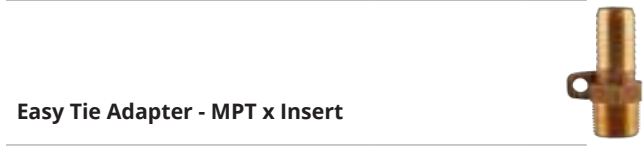
Part No.      Size      No. of      Quantity  
   Barbs      L1      L2



### Adapter - FPT x Insert

FA-075NL	3/4"	5	10	100
FA-100-125NL	1" x 1-1/4"	6	10	100
FA-100NL	1"	5	10	100
FA-125NL	1-1/4"	7	10	100
FA-150NL	1-1/2"	6	5	50

BMA-200-150NL	2" x 1-1/2"	7	6	48
BMA-200NL	2"	7	5	40



### Easy Tie Adapter - MPT x Insert

BMA-100-ETNL	1"	7	10	80
BMA-125-ETNL	1-1/4"	7	5	60
BMAXL-125-100ETNL	1-1/4" x 1"	13	5	60



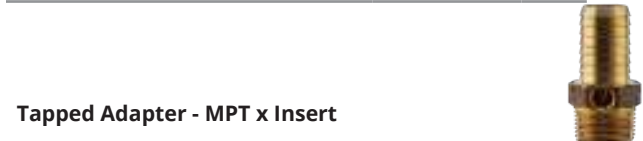
### Adapter - MPT x Insert

BMA-050-075NL	1/2" x 3/4"	6	10	100
BMA-050NL	1/2"	5	10	200
BMA-075-050NL	3/4" x 1/2"	6	10	100
BMA-075-100NL	3/4" x 1"	7	10	100
BMA-075NL	3/4"	6	10	200
BMA-100-075NL	1" x 3/4"	6	10	100
BMA-100-125NL	1" x 1-1/4"	7	10	80
BMA-100-150NL	1" x 1-1/2"	7	10	60
BMA-100NL	1"	7	10	100
BMA-125-100NL	1-1/4" x 1"	7	10	100
BMA-125-150NL	1-1/4" x 1-1/2"	7	10	80
BMA-125NL	1-1/4"	7	10	100
BMA-150-125NL	1-1/2" x 1-1/4"	7	6	60
BMA-150NL	1-1/2"	7	10	60



### Extra Long Adapter - MPT x Insert

BMAXL-100NL	1"	13	10	80
BMAXL-125-100NL	1-1/4" x 1"	13	5	60
BMAXL-125NL	1-1/4"	13	5	60
BMAXL-150NL	1-1/2"	13	5	30
BMAXL-200NL	2"	13	5	30



### Tapped Adapter - MPT x Insert

BMA-100-TNL	1"	7	10	100
-------------	----	---	----	-----

Contact your sales rep for any further information

Toll Free: 1-800-561-3164  
boshart.com

## BRONZE INSERT FITTINGS

Part No. Size No. of Barbs Quantity L1 L2

### Coupling - Insert

C-075NL	3/4"	4	10	200
C-100NL	1"	5	10	100
C-125NL	1-1/4"	6	10	100



### 90° Elbow - Insert

ELB-075NL	3/4"	6	10	100
ELB-100NL	1"	6	10	100
ELB-125NL	1-1/4"	6	5	50



### 90° Elbow - FPT x Insert

BFE-075NL	3/4"	6	10	100
BFE-100NL	1"	7	10	60
BFE-125NL	1-1/4"	7	5	50



Part No. Size No. of Barbs Quantity L1 L2

### 90° Elbow - MPT x Insert

BME-075-100NL	3/4" x 1"	7	10	100
BME-075NL	3/4"	6	10	100
BME-100NL	1"	7	10	80
BME-125NL	1-1/4"	7	5	60
BME-150NL	1-1/2"	7	5	40



### Tee - Insert

TE-075NL	3/4"	5	10	100
TE-100NL	1"	6	10	100
TE-125NL	1-1/4"	6	5	50



### Tee - Insert x Insert x FPT


BFT-075-100NL	1" x 1" x 3/4"	7	10	80
BFT-075NL	3/4"	6	10	100
BFT-100NL	1"	7	10	60
BFT-125NL	1-1/4"	7	5	40



## BRONZE O-RING UNION ADAPTERS

These connectors are for easy installation of inlet line and discharge applications. They use an american standard Buna-N O-ring to ensure a watertight seal. Replacement O-rings are available.

• NSF/ANSI 372



Part No. Size No. of Barbs O-ring Size Quantity L1 L2

### FPT x Insert

07-UC10-BNL	1"	7	AS 568-212	32	128
07-UC12-B10NL	1-1/4" x 1"	7	AS 568-320	18	72
07-UC12-BNL	1-1/4"	7	AS 568-320	18	72

### MPT x Insert

U-075NL	3/4"	6	AS568-116	10	80
U-100NL	1"	7	AS568-119	5	60
U-125NL	1-1/4"	7	AS 568-218	5	40

### FPT x PEX

07-UC10-P07NL	1" x 3/4"		AS 568-212	50	200
07-UC10-P10NL	1"		AS 568-212	40	160
07-UC12-P07NL	1-1/4" x 3/4"		AS 568-320	36	144
07-UC12-P10NL	1-1/4" x 1"		AS 568-320	24	96

### FPT x Spigot or Socket

The solder connection is designed for the following copper pipe:

- 1" Type L only
- 3/4" Type K, L & M

07-UC10-SNL	1" x 1" or 3/4"		AS 568-212	40	160
07-UC12-SNL	1-1/4" x 1" or 3/4"		AS 568-320	30	120

Contact your sales rep for any further information

Toll Free: 1-800-561-3164  
boshart.com

Rev. 5.6

## STAINLESS STEEL INSERT FITTINGS

Stainless Steel insert fittings are available in a variety of sizes and fitting types. The elbows have been designed with a smooth sweep channel to minimize friction loss. This ensures the highest possible flow rates and pumping efficiency. Boshart recommends using both Gray Stainless Steel PTFE Tape & Gray Magic Pipe Thread Compound together for joining stainless steel threaded fittings

• NSF/ANSI 372



**Part No. Size No. of Barbs Quantity L1 L2**

### Adapter - MPT x Insert

SSMA-050	1/2"	6	25	200
SSMA-075	3/4"	6	25	200
SSMA-075-100	3/4" x 1"	6	20	120
SSMA-100	1"	7	20	120
SSMA-125	1-1/4"	7	20	80
SSMA-125-100	1-1/4" x 1"	7	20	80
SSMA-150	1-1/2"	6	10	80
SSMA-200	2"	7	5	40



### Extra Long Adapter - MPT x Insert

SSMAXL-100	1"	13	20	80
SSMAXL-125	1-1/4"	13	10	60
SSMAXL-125-100	1-1/4" x 1"	13	10	60



### Swaged Adapter - FPT x Insert

FASS-075	3/4"	6	25	150
FASS-100	1"	7	20	120
FASS-125	1-1/4"	7	20	80
FASS-150	1-1/2"	9	10	60
FASS-200	2"	9	10	40



### Swaged Adapter - MPT x Insert

MASS-050	1/2"	6	25	200
MASS-050-075	1/2" x 3/4"	6	10	180
MASS-075	3/4"	6	25	150
MASS-100	1"	7	20	120
MASS-125	1-1/4"	7	20	80
MASS-125-100	1-1/4" x 1"	7	20	80
MASS-150	1-1/2"	9	10	60
MASS-200	2"	9	10	60



**Part No. Size No. of Barbs Quantity L1 L2**

### Coupling - Insert

CSS-050	1/2"	6	25	200
CSS-075	3/4"	6	25	150
CSS-075-050	3/4" x 1/2"	6	25	150
CSS-100	1"	7	20	120
CSS-100-075	1" x 3/4"	7 x 6	20	120
CSS-125	1-1/4"	7	20	80
CSS-125-100	1-1/4" x 1"	7	20	80
CSS-150	1-1/2"	9	10	60
CSS-150-125	1-1/2" x 1-1/4"	9 x 7	10	60
CSS-200	2"	9	10	40
CSS-200-150	2" x 1-1/2"	9	10	40



### 90° Elbow - Insert

SSEL-075	3/4"	6	20	160
SSEL-100	1"	7	12	96
SSEL-100-075	1" x 3/4"	7 x 6	12	96
SSEL-125	1-1/4"	7	8	64
SSEL-150	1-1/2"	9	8	32



### Tee - Insert

SSTE-075	3/4"	6	12	96
SSTE-100	1"	7	12	96
SSTE-100-075	1" x 1" x 3/4"	7 x 6	12	96
SSTE-125	1-1/4"	7	7	56
SSTE-150	1-1/2"	9	4	16



METAL INSERT FITTINGS

Contact your sales rep for any further information

Toll Free: 1-800-561-3164  
boshart.com


## ZINC PLATED INSERT FITTINGS

Zinc Plated insert fittings are available in a variety of sizes and fitting types.

• NSF/ANSI 372  
Part No.

Part No.	Size	No. of Barbs	Quantity L1	Quantity L2
----------	------	--------------	-------------	-------------

Part No.	Size	No. of Barbs	Quantity L1	Quantity L2
----------	------	--------------	-------------	-------------



### Adapter - MPT x Insert



MAS-050NL	1/2"	6	25	200
MAS-075NL	3/4"	6	25	150
MAS-100-125NL	1" x 1-1/4"	7	10	80
MAS-100NL	1"	7	20	120
MAS-125-100NL	1-1/4" x 1"	7	20	80
MAS-125NL	1-1/4"	7	20	80
MAS-150NL	1-1/2"	9	10	60
MAS-200NL	2"	9	10	40
MAS-250NL	2-1/2"	11	4	24
MAS-300NL	3"	11	4	16
MAS-400NL	4"	15	2	12

### Coupling - Insert



CS-050NL	1/2"	6	25	200
CS-075NL	3/4"	6	25	150
CS-100NL	1"	7	20	120
CS-125NL	1-1/4"	7	20	80
CS-150NL	1-1/2"	9	10	60
CS-200NL	2"	9	10	40
CS-250NL	2-1/2"	11	5	20
CS-300NL	3"	11	4	12
CS-400NL	4"	15	2	8

### Extra Long Adapter - MPT x Insert




MASXL-100NL	1"	13	20	80
MASXL-125NL	1-1/4"	14	10	60

METAL INSERT FITTINGS

## BRONZE HYDRANT FITTINGS

Bronze hydrant fittings are used to connect the water line to a hydrant under ground.

• Tapped and extra long Tapped are 1/4"  
• NSF/ANSI 372



Part No.	Size	No. of Barbs	Quantity L1	Quantity L2
----------	------	--------------	-------------	-------------

Part No.	Size	No. of Barbs	Quantity L1	Quantity L2
----------	------	--------------	-------------	-------------

### 90° Elbow - MPT x Insert



HL-075-100NL	3/4" x 1"	6	10	100
HL-075-125NL	3/4" x 1-1/4"	6	10	50
HL-075NL	3/4"	5	10	100
HL-100-125NL	1" x 1-1/4"	6	5	50
HL-100NL	1"	5	10	100
HLU-NL	3/4" x 1-1/4" & 1"	6	5	50
HLW-NL	1" x 1-1/4" & 1"	6	5	50

### Extra Long Tapped 90° Elbow - MPT x Insert



HLXL-100-TNL	1"	8	10	100
--------------	----	---	----	-----

### Tapped 90° Elbow - MPT x Insert



HL-075-100-TNL	3/4" x 1"	6	10	100
HL-100-TNL	1"	5	10	80

### Extra Long 90° Elbow - MPT x Insert



HLXL-075-100NL	3/4" x 1"	8	10	100
HLXL-100NL	1"	8	10	100

### Tee - Insert x Insert x MPT



HT-075-100NL	1" x 1" x 3/4"	6	10	100
HT-075-125NL	1-1/4" x 1-1/4" x 3/4"	7	5	50
HT-075NL	3/4"	4	10	100
HT-100-125NL	1-1/4" x 1-1/4" x 1"	7	5	50
HT-100NL	1"	4	10	100

Contact your sales rep for any further information

Toll Free: 1-800-561-3164  
boshart.com



## STAINLESS STEEL HYDRANT FITTINGS

Bronze hydrant fittings are used to connect the water line to a hydrant under ground.  
• NSF/ANSI 372



Part No.	Size	No. of Barbs	Quantity L1	Quantity L2	Part No.	Size	No. of Barbs	Quantity L1	Quantity L2
----------	------	--------------	-------------	-------------	----------	------	--------------	-------------	-------------

### 90° Elbow - MPT x Insert



SSHL-075	3/4"	6	16	192
SSHL-075-100	3/4" x 1"	7	16	128
SSHL-100	1"	7	10	80
SSHL-100-125	1" x 1-1/4"	7	8	64
SSHL-125	1-1/4"	7	12	72

### Tee - Insert x Insert x MPT



SSHT-075	3/4"	6	10	120
SSHT-075-100	1" x 1" x 3/4"	6	8	96
SSHT-100	1"	7	8	64

## BRASS VENTURI ADAPTERS



• NSF/ANSI 372

Part No.	Size	Length	Quantity L1	Quantity L2
----------	------	--------	-------------	-------------

### Adapter - MPT x Poly

BVA-100-06	1"	6"	5	50
BVA-100-10	1"	10"	10	40
BVA-125-06	1-1/4"	6"	5	30
BVA-125-10	1-1/4"	10"	5	30



## BRASS VENTURI ELBOWS



• NSF/ANSI 372

Part No.	Size	Quantity L1	Quantity L2
----------	------	-------------	-------------

### 90° Elbow - Poly

WSEB-100	1"	30	
WSEB-125	1-1/4"	15	

## ZINC PLATED VENTURI ADAPTERS




• NSF/ANSI 372

Part No.	Size	Length	Quantity L1	Quantity L2
----------	------	--------	-------------	-------------

### Adapter - MPT x Poly

GVA-100-06NL	1"	6"	60	
GVA-100-10NL	1"	10"	40	
GVA-125-06NL	1-1/4"	6"	40	
GVA-125-10NL	1-1/4"	10"	30	



Contact your sales rep for any further information

Toll Free: 1-800-561-3164

boshart.com

## ZINC PLATED VENTURI ELBOWS



- NSF/ANSI 372

Part No.	Size	Quantity	
		L1	L2
<b>90° Elbow - Poly</b>			
WSEG-100NL	1"		25
WSEG-125NL	1-1/4"		20

## STAINLESS STEEL VENTURI ADAPTERS



- NSF/ANSI 372
- ANSI / ASME B1.20.1

Part No.	Size	Length	Quantity	
			L1	L2
<b>Adapter - MPT x Poly</b>				
SSVA-100-06	1"	6"		60
SSVA-100-10	1"	10"	10	40
SSVA-125-06	1-1/4"	6"		40
SSVA-125-10	1-1/4"	10"	5	30

## STAINLESS STEEL VENTURI ELBOWS



- NSF/ANSI 372

Part No.	Size	Quantity	
		L1	L2
<b>90° Elbow - Poly</b>			
WSESS-100	1"		25
WSESS-125	1-1/4"		20

## NYLON FITTINGS

Nylon fittings are tough and great for water well, underground, barns, livestock and watering systems. These are not ideal for applications exposed to sunlight as ultraviolet rays will cause fittings to become brittle.

• NSF/ANSI 14



Part No.      Size              Industry      Quantity  
Number                      L1      L2

**Adapter - MPT x Insert**



NA-05	1/2"	3400	10	400
NA-07	3/4"	3401	10	250
NA-10	1"	3402	10	160
NA-12	1-1/4"	3403	10	80
NA-15	1-1/2"	3404	5	60
NA-20	2"	3405	5	40

**Coupling - Insert**



NC-05	1/2"	3420	10	400
NC-07	3/4"	3421	10	250
NC-10	1"	3422	10	160
NC-12	1-1/4"	3423	10	80
NC-15	1-1/2"	3424	5	60
NC-20	2"	3425	5	40

**90° Elbow - Insert**



NE-05	1/2"	3430	10	300
NE-07	3/4"	3431	10	180
NE-10	1"	3432	10	100
NE-12	1-1/4"	3433	5	60
NE-15	1-1/2"	3434	5	40
NE-20	2"	3435	5	25

Part No.      Size              Industry      Quantity  
Number                      L1      L2

**90° Elbow - MPT x Insert**



NME-05	1/2"	3455	10	300
NME-07	3/4"	3456	10	200
NME-10	1"	3457	10	100
NME-12	1-1/4"	3458	5	60
NME-15	1-1/2"	3459	5	50

**Tee - Insert**



NT-05	1/2"	3440	10	180
NT-07	3/4"	3441	10	100
NT-10	1"	3442	10	60
NT-12	1-1/4"	3443	5	40
NT-15	1-1/2"	3444	5	30
NT-20	2"	3445	5	15

PLASTIC FITTINGS

Contact your sales rep for any further information

Toll Free: 1-800-561-3164  
boshart.com

## POLYPROPYLENE FITTINGS

Poly fittings are economical and have good chemical resistance.

- NSF/ANSI 14



Part No.      Size      Industry      Quantity  
Number      L1      L2

Part No.      Size      Industry      Quantity  
Number      L1      L2

### Adapter - MPT x Insert



PPA-05	1/2"	2730	10	400
PPA-07	3/4"	2731	10	250
PPA-10	1"	2732	10	160
PPA-12	1-1/4"	2733	10	80
PPA-15	1-1/2"	2734	5	60
PPA-20	2"	2735	5	40
PPIA-0507	1/2" x 3/4"		10	300
PPIA-0710	3/4" x 1"		10	200
PPRA-0705	3/4" x 1/2"	2740	10	300
PPRA-1007	1" x 3/4"	2742	10	200
PPRA-1210	1-1/4" x 1"	2745	10	120
PPRA-1512	1-1/2" x 1-1/4"	2749	5	80

### 90° Elbow - MPT x Insert



PPME-05	1/2"	2955	10	300
PPME-07	3/4"	2956	10	200
PPME-10	1"	2957	10	100
PPME-15	1-1/2"	2959	5	50
PPME-20	2"	2960	5	30

### Cutoff Nipple - MPT



PPCN-0560	1/2" x 6"	2890	10	150
PPCN-0760	3/4" x 6"	2891	10	120

### Coupling - Insert



PPC-05	1/2"	2825	10	400
PPC-07	3/4"	2826	10	250
PPC-10	1"	2827	10	160
PPC-12	1-1/4"	2828	10	80
PPC-15	1-1/2"	2829	5	60
PPC-20	2"	2830	5	40
PPRC-0705	3/4" x 1/2"	2845	10	300
PPRC-1005	1" x 1/2"	2846	10	220
PPRC-1007	1" x 3/4"	2847	10	220
PPRC-1210	1-1/4" x 1"	2850	10	100
PPRC-1512	1-1/2" x 1-1/4"	2854	5	80

### Plug - Insert



PPP-05	1/2"	3225	10	800
PPP-07	3/4"	3226	10	500
PPP-10	1"	3227	10	350

### Tee - Insert



PPT-05	1/2"	3000	10	180
PPT-07	3/4"	3001	10	100
PPT-10	1"	3002	10	60
PPT-12	1-1/4"	3003	5	40
PPT-15	1-1/2"	3004	5	30
PPT-20	2"	3005	5	15

### 90° Elbow - Insert



PPE-05	1/2"	2901	10	300
PPE-07	3/4"	2902	10	180
PPE-10	1"	2903	10	100
PPE-12	1-1/4"	2904	5	60
PPE-15	1-1/2"	2905	5	40
PPE-20	2"	2906	5	25

Contact your sales rep for any further information

Toll Free: 1-800-561-3164

boshart.com

Rev. 5.4

## PVC FITTINGS

PVC fittings come in a wide range of sizes and fitting types. They are suitable for a wide range of applications including ultraviolet exposure.

• NSF/ANSI 14



**Part No.**    **Size**            **Industry**    **Quantity**  
    **Number**    **L1**    **L2**

PVCC-05	1/2"	1429-005	10	400
PVCC-07	3/4"	1429-007	10	250
PVCC-10	1"	1429-010	10	160
PVCC-12	1-1/4"	1429-012	10	80
PVCC-15	1-1/2"	1429-015	5	60
PVCC-20	2"	1429-020	5	40
PVCC-30	3"	1429-030	20	
PVCC-40	4"	1429-040	1	8
PVCRC-0705	3/4" x 1/2"	1429-101	10	300
PVCRC-1005	1" x 1/2"	1429-130	10	220
PVCRC-1007	1" x 3/4"	1429-131	10	220
PVCRC-1207	1-1/4" x 3/4"	1429-167	10	140
PVCRC-1210	1-1/4" x 1"	1429-168	10	100
PVCRC-1507	1-1/2" x 3/4"	1429-210	5	100
PVCRC-1510	1-1/2" x 1"	1429-211	5	100
PVCRC-1512	1-1/2" x 1-1/4"	1429-212	5	80
PVCRC-2010	2" x 1"	1429-249	5	60

### Adapter - FPT x Insert

PVCFA-05	1/2"	1435-005	10	350
PVCFA-07	3/4"	1435-007	10	250
PVCFA-10	1"	1435-010	10	150
PVCFA-12	1-1/4"	1435-012	10	80
PVCFA-15	1-1/2"	1435-015	5	60
PVCFA-20	2"	1435-020	5	40

### Adapter - MPT x Insert

PVCA-05	1/2"	1436-005	10	400
PVCA-07	3/4"	1436-007	10	250
PVCA-10	1"	1436-010	10	160
PVCA-12	1-1/4"	1436-012	10	80
PVCA-15	1-1/2"	1436-015	5	60
PVCA-20	2"	1436-020	5	40
PVCA-25	2-1/2"	1436-025	10	
PVCA-30	3"	1436-030	15	
PVCA-40	4"	1436-040	1	10
PVCIA-0507	1/2" x 3/4"	1436-074	10	300
PVCIA-0510	1/2" x 1"	1436-075	10	
PVCIA-0710	3/4" x 1"	1436-102	10	200
PVCIA-1012	1" x 1-1/4"	1436-132	10	100
PVCIA-1015	1" x 1-1/2"	1436-133	5	100
PVCIA-1215	1-1/4" x 1-1/2"	1436-169	5	80
PVCIA-1520	1-1/2" x 2"	1436-213	5	50
PVCRA-0705	3/4" x 1/2"	1436-101	10	300
PVCRA-1007	1" x 3/4"	1436-131	10	200
PVCRA-1207	1-1/4" x 3/4"	1436-167	10	120
PVCRA-1210	1-1/4" x 1"	1436-168	10	120
PVCRA-1510	1-1/2" x 1"	1436-211	5	100
PVCRA-1512	1-1/2" x 1-1/4"	1436-212	5	80
PVCRA-2015	2" x 1-1/2"	1436-251	5	50

### Coupling - Insert

PVCC-05	1/2"	1429-005	10	400
PVCC-07	3/4"	1429-007	10	250
PVCC-10	1"	1429-010	10	160
PVCC-12	1-1/4"	1429-012	10	80
PVCC-15	1-1/2"	1429-015	5	60
PVCC-20	2"	1429-020	5	40
PVCC-30	3"	1429-030	20	
PVCC-40	4"	1429-040	1	8
PVCRC-0705	3/4" x 1/2"	1429-101	10	300
PVCRC-1005	1" x 1/2"	1429-130	10	220
PVCRC-1007	1" x 3/4"	1429-131	10	220
PVCRC-1207	1-1/4" x 3/4"	1429-167	10	140
PVCRC-1210	1-1/4" x 1"	1429-168	10	100
PVCRC-1507	1-1/2" x 3/4"	1429-210	5	100
PVCRC-1510	1-1/2" x 1"	1429-211	5	100
PVCRC-1512	1-1/2" x 1-1/4"	1429-212	5	80
PVCRC-2010	2" x 1"	1429-249	5	60

**Part No.**    **Size**            **Industry**    **Quantity**  
    **Number**    **L1**    **L2**

PVCCRC-2012	2" x 1-1/4"	1429-250	5	50
PVCCRC-2015	2" x 1-1/2"	1429-251	5	50

### Cross - Insert

PVCCR-07	3/4"	1420-007	10	100
PVCCR-10	1"	1420-010	10	50

### 90° Elbow - Insert

PVCE-05	1/2"	1406-005	10	300
PVCE-07	3/4"	1406-007	10	180
PVCE-10	1"	1406-010	10	100
PVCE-12	1-1/4"	1406-012	5	60
PVCE-15	1-1/2"	1406-015	5	40
PVCE-20	2"	1406-020	5	25
PVCE-30	3"		10	
PVCRE-0705	3/4" x 1/2"	1406-101	10	250
PVCRE-1007	1" x 3/4"	1406-131	10	150
PVCRE-1210	1-1/4" x 1"	1406-168	5	100
PVCRE-1512	1-1/2" x 1-1/4"	1406-212	5	50
PVCRE-2015	2" x 1-1/2"	1406-251	5	30

### 90° Elbow - Insert x FPT

PVCFE-05	1/2"	1407-005	10	300
PVCFE-07	3/4"	1407-007	10	160
PVCFE-10	1"	1407-010	10	120
PVCFE-12	1-1/4"	1407-012	5	60
PVCFE-15	1-1/2"	1407-015	5	40
PVCFE-20	2"	1407-020	5	30
PVCFRE-0705	3/4" x 1/2"	1407-101	10	200
PVCFRE-1005	1" x 1/2"	1407-130	10	160
PVCFRE-1007	1" x 3/4"	1407-131	10	160
PVCFRE-1205	1-1/4" x 1/2"	1407-166	5	120
PVCFRE-1207	1-1/4" x 3/4"	1407-167	5	100
PVCFRE-1210	1-1/4" x 1"	1407-168	5	80
PVCFRE-1510	1-1/2" x 1"	1407-211	5	60
PVCFRE-1512	1-1/2" x 1-1/4"	1407-212	5	50
PVCFRE-2015	2" x 1-1/2"	1407-251	5	30

### 90° Elbow - MPT x Insert

PVCME-05	1/2"	1413-005	10	300
PVCME-07	3/4"	1413-007	10	200
PVCME-10	1"	1413-010	10	100
PVCME-12	1-1/4"	1413-012	5	60
PVCME-15	1-1/2"	1413-015	5	50
PVCME-20	2"	1413-020	5	30
PVCMRE-0705	3/4" x 1/2"		10	200

PLASTIC FITTINGS

Contact your sales rep for any further information

Toll Free: 1-800-561-3164

boshart.com

## PVC FITTINGS

Part No. Size Industry Number Quantity L1 L2

### Plug - Insert

PVCP-05	1/2"	1499-005	10	800
PVCP-07	3/4"	1499-007	10	500
PVCP-10	1"	1499-010	10	350
PVCP-12	1-1/4"	1499-012	10	200
PVCP-15	1-1/2"	1499-015	5	140
PVCP-20	2"	1499-020	5	80



### Tee - Insert

PVCT-05	1/2"	1401-005	10	180
PVCT-07	3/4"	1401-007	10	100
PVCT-10	1"	1401-010	10	60
PVCT-12	1-1/4"	1401-012	5	40
PVCT-15	1-1/2"	1401-015	5	30
PVCT-20	2"	1401-020	5	15
PVCT-30	3"			6
PVCRT-050507	1/2" x 1/2" x 3/4"	1401-074	10	200
PVCRT-070505	3/4" x 1/2" x 1/2"	1401-094	10	150
PVCRT-070705	3/4" x 3/4" x 1/2"	1401-101	10	150
PVCRT-070710	3/4" x 3/4" x 1"	1401-102	10	120
PVCRT-100705	1" x 3/4" x 1/2"	1401-124	10	120
PVCRT-100707	1" x 3/4" x 3/4"	1401-125	10	120
PVCRT-101005	1" x 1" x 1/2"	1401-130	10	80
PVCRT-101007	1" x 1" x 3/4"	1401-131	10	80
PVCRT-101012	1" x 1" x 1-1/4"	1401-132	10	
PVCRT-121007	1-1/4" x 1" x 3/4"	1401-157	10	
PVCRT-121010	1-1/4" x 1" x 1"	1401-158	5	60
PVCRT-121205	1-1/4" x 1-1/4" x 1/2"	1401-166	5	60
PVCRT-121207	1-1/4" x 1-1/4" x 3/4"	1401-167	5	50
PVCRT-121210	1-1/4" x 1-1/4" x 1"	1401-168	5	50
PVCRT-151505	1-1/2" x 1-1/2" x 1/2"	1401-209	5	40
PVCRT-151507	1-1/2" x 1-1/2" x 3/4"	1401-210	5	40
PVCRT-151510	1-1/2" x 1-1/2" x 1"	1401-211	5	40
PVCRT-151512	1-1/2" x 1-1/2" x 1-1/4"	1401-212	5	40
PVCRT-202005	2" x 2" x 1/2"	1401-247	5	30
PVCRT-202007	2" x 2" x 3/4"	1401-248	5	30



Part No. Size Industry Number Quantity L1 L2

PVCRT-202010	2" x 2" x 1"	1401-249	5	30
PVCRT-202012	2" x 2" x 1-1/4"	1401-250	5	25
PVCRT-202015	2" x 2" x 1-1/2"	1401-251	5	25

### Tee - Insert x Insert x FPT

PVCFT-05	1/2"	1402-005	10	180
PVCFT-07	3/4"	1402-007	10	100
PVCFT-10	1"	1402-010	80	80
PVCFT-12	1-1/4"	1402-012	5	40
PVCFT-15	1-1/2"	1402-015	5	30
PVCFT-20	2"	1402-020	5	15
PVCFRT-070705	3/4" x 3/4" x 1/2"	1402-101	10	140
PVCFRT-100705	1" x 3/4" x 1/2"	1402-124	10	120
PVCFRT-100707	1" x 3/4" x 3/4"	1402-125	10	120
PVCFRT-101005	1" x 1" x 1/2"	1402-130	10	100
PVCFRT-101007	1" x 1" x 3/4"	1402-131	10	100
PVCFRT-121205	1-1/4" x 1-1/4" x 1/2"	1402-166	5	60
PVCFRT-121207	1-1/4" x 1-1/4" x 3/4"	1402-167	5	60
PVCFRT-121210	1-1/4" x 1-1/4" x 1"	1402-168	5	60
PVCFRT-151210	1-1/2" x 1-1/4" x 1"	1402-202	5	50
PVCFRT-151505	1-1/2" x 1-1/2" x 1/2"	1402-209	5	50
PVCFRT-151507	1-1/2" x 1-1/2" x 3/4"	1402-210	5	50
PVCFRT-151510	1-1/2" x 1-1/2" x 1"	1402-211	5	40
PVCFRT-151512	1-1/2" x 1-1/2" x 1-1/4"	1402-212	5	30
PVCFRT-202005	2" x 2" x 1/2"	1402-247	5	30
PVCFRT-202007	2" x 2" x 3/4"	1402-248	5	30
PVCFRT-202010	2" x 2" x 1"	1402-249	5	30
PVCFRT-202015	2" x 2" x 1-1/2"	1402-251	5	20



### Tee - Insert x Insert x MPT

PVCMT-05	1/2"	1403-005	10	200
PVCMT-07	3/4"	1403-007	10	120
PVCMT-10	1"	1403-010	10	80
PVCMT-12	1-1/4"	1403-012	5	50
PVCMT-15	1-1/2"	1403-015	5	30
PVCMT-20	2"	1403-020	5	20



Contact your sales rep for any further information

Toll Free: 1-800-561-3164

boshart.com

Rev. 5.4

## POOL & SPA FITTINGS

Adapters & Elbows for pool and spa applications.



Part No.      Size      Quantity  
L1   L2

Part No.      Size      Quantity  
L1   L2

### Adapter - MPT x Spigot



BPVCSA-15	1-1/2"	5	60
BPVCSA-1512	1-1/2" x 1-1/4"	5	80
BPVCSA-151512	1-1/2" x 1-1/2" or 1-1/4"	5	75
PVCSPA-1212	1-1/4"	5	100

### 90° Elbow - MPT x Spigot



BPVCSPE-15	1-1/2"	5	50
BPVCSPE-1512	1-1/2" x 1-1/4"	5	50

## PVC EXPANSION COUPLINGS

PVC Expansion Couplings feature solvent weld connections and are recommended for cold water applications only.  
• NSF/ANSI 372

Part No.      Size      Quantity  
L1   L2



### PVC Maximum Pressure: 150 PSI @ 73°F (23°C)

29-EC05	1/2"	24
29-EC07	3/4"	24
29-EC10	1"	16
29-EC12	1-1/4"	16
29-EC15	1-1/2"	12
29-EC20	2"	12
29-EC25	2-1/2"	3
29-EC30	3"	3
29-EC40	4"	3

## PVC COMPRESSION FITTINGS

Boshart's compression fittings are easy to use and create a water tight seal. They are designed for quick connections, system modifications or repairs.

• NSF/ANSI 372

Part No.      Size      Quantity  
L1   L2



### PVC, Gasket Material: Nitrile Rubber Maximum Pressure: 150 PSI @ 73°F (23°C), IPS Connection

29-CC05	1/2"	100
29-CC07	3/4"	90
29-CC10	1"	60
29-CC12	1-1/4"	40
29-CC15	1-1/2"	30
29-CC20	2"	20
29-CC25	2-1/2"	10
29-CC30	3"	4
29-CC40	4"	2
29-CC60	6"	2



### CPVC, Gasket Material: Nitrile Rubber Maximum Pressure: 150 PSI @ 73°F (23°C), CTS Connection

29CTS-CC05	1/2"	20	360
29CTS-CC07	3/4"	20	240



Contact your sales rep for any further information

Toll Free: 1-800-561-3164

boshart.com

## WHITE PVC SCHEDULE 40 FITTINGS

PVC fittings come in a wide range of sizes and fitting types.  
 • NSF/ANSI 14 & 372



PLASTIC FITTINGS

Part No.	Size	Quantity	
		L1	L2



### Adapter - Slip x FPT

435-005	1/2"	10	250
435-007	3/4"	10	250
435-010	1"	10	100
435-012	1-1/4"	5	50
435-015	1-1/2"	5	50
435-020	2"	5	25
435-025	2-1/2"	15	
435-030	3"	10	
435-040	4"	5	
435-050	5"	5	
435-074	1/2" x 3/4"	10	250
435-101	3/4" x 1/2"	10	250
435-102	3/4" x 1"	10	100
435-131	1" x 3/4"	10	100



### Adapter - Insert x Slip

474-005	1/2"	50	
474-007	3/4"	50	
474-010	1"	50	
474-012	1-1/4"	25	
474-015	1-1/2"	10	50
474-020	2"	5	25



### Adapter - Spigot x FPT

478-005	1/2"	10	250
478-007	3/4"	10	250
478-010	1"	10	100
478-012	1-1/4"	5	50
478-015	1-1/2"	5	50
478-020	2"	25	

Part No.	Size	Quantity	
		L1	L2



### Adapter - MPT x Slip

436-005	1/2"	10	250
436-007	3/4"	10	250
436-010	1"	10	100
436-012	1-1/4"	5	50
436-015	1-1/2"	5	50
436-020	2"	5	25
436-025	2-1/2"	25	
436-030	3"	16	
436-040	4"	12	
436-050	5"		
436-060	6"	3	
436-074	1/2" x 3/4"	10	250
436-101	3/4" x 1/2"	10	250
436-102	3/4" x 1"	10	100
436-131	1" x 3/4"	10	200
436-132	1" x 1-1/4"	5	50
436-168	1-1/4" x 1"	5	100
436-169	1-1/4" x 1-1/2"	5	125
436-212	1-1/2" x 1-1/4"	5	50
436-213	1-1/2" x 2"	5	50
436-251	2" x 1-1/2"	5	50



### Adapter - MPT x Spigot

433-005	1/2"	10	250
433-010	1"	10	100
433-012	1-1/4"	5	50
433-020	2"	5	25



### Bushing - MPT x FPT

439-052	3/8" x 1/4"	10	250
439-072	1/2" x 1/4"	10	500
439-073	1/2" x 3/8"	10	500
439-098	3/4" x 1/4"	10	500
439-099	3/4" x 3/8"	10	250
439-101	3/4" x 1/2"	10	500
439-128	1" x 1/4"	5	250
439-130	1" x 1/2"	10	250
439-131	1" x 3/4"	10	250
439-166	1-1/4" x 1/2"	5	150
439-167	1-1/4" x 3/4"	5	150
439-168	1-1/4" x 1"	5	150
439-209	1-1/2" x 1/2"	10	100
439-210	1-1/2" x 3/4"	10	100
439-211	1-1/2" x 1"	10	100
439-212	1-1/2" x 1-1/4"	10	100
439-249	2" x 1"	10	120
439-250	2" x 1-1/4"	10	
439-251	2" x 1-1/2"	5	50
439-338	3" x 2"	10	

Contact your sales rep for any further information

Toll Free: 1-800-561-3164  
 boshart.com



## WHITE PVC SCHEDULE 40 FITTINGS

Part No. Size Quantity L1 L2

### Bushing - Spigot x FPT



438-071	1/2" x 1/8"	10	250
438-072	1/2" x 1/4"	10	250
438-073	1/2" x 3/8"	10	250
438-098	3/4" x 1/4"	10	250
438-101	3/4" x 1/2"	10	500
438-128	1" x 1/4"	10	250
438-130	1" x 1/2"	10	250
438-131	1" x 3/4"	10	250
438-166	1-1/4" x 1/2"	10	150
438-167	1-1/4" x 3/4"	10	150
438-168	1-1/4" x 1"	10	150
438-209	1-1/2" x 1/2"	5	100
438-210	1-1/2" x 3/4"	5	100
438-211	1-1/2" x 1"	5	100
438-212	1-1/2" x 1-1/4"	5	100
438-247	2" x 1/2"	5	50
438-248	2" x 3/4"	5	50
438-249	2" x 1"	5	50
438-250	2" x 1-1/4"	5	50
438-251	2" x 1-1/2"	5	50
438-290	2-1/2" x 1-1/4"	5	25
438-291	2-1/2" x 1-1/2"	5	25
438-292	2-1/2" x 2"	5	25
438-335	3" x 1"	5	25
438-336	3" x 1-1/4"	5	25
438-337	3" x 1-1/2"	5	25
438-338	3" x 2"	5	25
438-339	3" x 2-1/2"	5	25
438-420	4" x 2"	10	
438-421	4" x 2-1/2"	10	
438-422	4" x 3"	10	

### Bushing - Spigot x Slip



437-073	1/2" x 3/8"	10	500
437-101	3/4" x 1/2"	10	250
437-130	1" x 1/2"	10	250
437-131	1" x 3/4"	10	250
437-166	1-1/4" x 1/2"	5	150
437-167	1-1/4" x 3/4"	5	150
437-168	1-1/4" x 1"	5	150
437-209	1-1/2" x 1/2"	5	100
437-210	1-1/2" x 3/4"	5	100
437-211	1-1/2" x 1"	10	100
437-212	1-1/2" x 1-1/4"	10	100
437-247	2" x 1/2"	5	50
437-248	2" x 3/4"	5	50
437-249	2" x 1"	5	50
437-250	2" x 1-1/4"	5	50
437-251	2" x 1-1/2"	5	50
437-290	2-1/2" x 1-1/4"	5	25
437-291	2-1/2" x 1-1/2"	5	25
437-292	2-1/2" x 2"	5	25
437-335	3" x 1"	5	25
437-336	3" x 1-1/4"	5	25
437-337	3" x 1-1/2"	5	25
437-338	3" x 2"	5	25
437-339	3" x 2-1/2"	5	25
437-420	4" x 2"	10	

Part No. Size Quantity L1 L2

437-421	4" x 2-1/2"	10	
437-422	4" x 3"	10	
437-488	5" x 3"	5	
437-490	5" x 4"	5	
437-528	6" x 2"	4	
437-530	6" x 3"	4	
437-532	6" x 4"	4	
437-534	6" x 5"	4	
437-582	8" x 4"	2	
437-585	8" x 6"	2	

### Cap - Slip



447-005	1/2"	10	250
447-007	3/4"	10	250
447-010	1"	10	250
447-012	1-1/4"	5	125
447-015	1-1/2"	5	50
447-020	2"	5	50
447-025	2-1/2"	25	
447-030	3"	15	
447-040	4"	9	
447-050	5"	5	
447-060	6"	3	
447-080	8"	2	

### Cap - FPT



448-005	1/2"	10	250
448-007	3/4"	10	250
448-010	1"	10	250
448-012	1-1/4"	5	125
448-015	1-1/2"	5	50
448-020	2"	5	50
448-030	3"	15	
448-040	4"	9	

### Coupling - Slip



429-005	1/2"	10	250
429-007	3/4"	10	250
429-010	1"	10	100
429-012	1-1/4"	10	50
429-015	1-1/2"	10	50
429-020	2"	5	25
429-025	2-1/2"	25	
429-030	3"	10	
429-040	4"	6	
429-050	5"	5	
429-060	6"	4	
429-080	8"	5	
429-101	3/4" x 1/2"	25	100
429-131	1" x 3/4"	5	40
429-168	1-1/4" x 1"	5	20
429-212	1-1/2" x 1-1/4"	5	30
429-251	2" x 1-1/2"	30	
429-338	3" x 2"	5	

Contact your sales rep for any further information

Toll Free: 1-800-561-3164  
boshart.com

## WHITE PVC SCHEDULE 40 FITTINGS

Part No. Size Quantity  
L1 L2

### Coupling - FPT



430-005	1/2"	10	250
430-007	3/4"	10	250
430-010	1"	10	100
430-101	3/4" x 1/2"	10	250
430-131	1" x 3/4"	10	100

### Deep Coupling - Slip



479-015	1-1/2"	25	
479-020	2"	15	
479-025	2-1/2"	10	
479-030	3"	8	
479-040	4"	6	

### Cross - Slip



420-005	1/2"	10	100
420-007	3/4"	10	50
420-010	1"	5	25
420-012	1-1/4"	5	25
420-015	1-1/2"	5	15
420-020	2"	10	

### 45° Elbow - Slip



417-005	1/2"	10	250
417-007	3/4"	10	100
417-010	1"	10	100
417-012	1-1/4"	5	50
417-015	1-1/2"	10	50
417-020	2"	5	20
417-025	2-1/2"	10	
417-030	3"	8	
417-040	4"	3	
417-060	6"	2	
417-080	8"	2	

### 90° Elbow - Slip



406-005	1/2"	10	250
406-007	3/4"	10	150
406-010	1"	10	50
406-012	1-1/4"	5	50
406-015	1-1/2"	10	50
406-020	2"	5	20
406-025	2-1/2"	10	
406-030	3"	8	
406-040	4"	3	
406-050	5"	2	

Part No. Size Quantity  
L1 L2

406-060	6"		
406-080	8"	2	
406-101	3/4" x 1/2"	10	200
406-130	1" x 1/2"	10	100
406-131	1" x 3/4"	10	50
406-168	1-1/4" x 1"	10	50
406-251	2" x 1-1/2"	25	

### 90° Elbow - Slip x FPT



407-005	1/2"	10	250
407-007	3/4"	10	150
407-010	1"	10	50
407-012	1-1/4"	5	50
407-015	1-1/2"	5	25
407-020	2"	5	25
407-025	2-1/2"	10	
407-030	3"	10	
407-040	4"	5	
407-101	3/4" x 1/2"	10	200
407-130	1" x 1/2"	10	100
407-131	1" x 3/4"	10	50
407-168	1-1/4" x 1"	5	50

### 90° Elbow - FPT



408-005	1/2"	10	250
408-007	3/4"	10	100
408-010	1"	10	50
408-012	1-1/4"	5	50
408-015	1-1/2"	5	25
408-020	2"	5	25

### 90° Side Outlet Elbow - Slip



413-005	1/2"	10	100
---------	------	----	-----

### 90° Side Outlet Elbow - Slip x FPT



414-005	1/2"	10	100
414-130	1" x 1" x 1/2"	10	50

### 90° Street Elbow - MPT x FPT



412-005	1/2"	10	250
412-007	3/4"	10	200
412-010	1"	10	100
412-012	1-1/4"	5	50
412-015	1-1/2"	5	25
412-020	2"	5	20

Contact your sales rep for any further information

Toll Free: 1-800-561-3164  
boshart.com

## WHITE PVC SCHEDULE 40 FITTINGS

**Part No.      Size      Quantity  
L1    L2**

**90° Street Elbow - MPT x Slip**



410-005	1/2"	10	250
410-007	3/4"	10	150
410-010	1"	10	50
410-012	1-1/4"	5	50
410-015	1-1/2"	5	25
410-020	2"	5	20
410-101	3/4" x 1/2"	10	250

**90° Street Elbow - Spigot x FPT**



411-005	1/2"	10	250
411-007	3/4"	10	200
411-015	1-1/2"	5	50

**90° Street Elbow - Spigot x Slip**



409-005	1/2"	10	250
409-007	3/4"	10	150
409-010	1"	10	50
409-012	1-1/4"	5	50
409-015	1-1/2"	5	50
409-020	2"	5	20

**Plug - Spigot**



449-005	1/2"	10	250
449-007	3/4"	10	250
449-010	1"	10	250
449-012	1-1/4"	5	125
449-015	1-1/2"	5	50
449-020	2"	5	50
449-025	2-1/2"	5	25
449-030	3"	5	25
449-040	4"	10	

**Plug - MPT**



450-002	1/4"	10	500
450-003	3/8"	10	500
450-005	1/2"	10	250
450-007	3/4"	10	500
450-010	1"	10	250
450-012	1-1/4"	5	125
450-015	1-1/2"	5	125
450-020	2"	5	50
450-025	2-1/2"	5	25
450-030	3"	5	25
450-040	4"	10	

**Part No.      Size      Quantity  
L1    L2**

**Tee - Slip**



401-005	1/2"	10	150
401-007	3/4"	10	100
401-010	1"	10	50
401-012	1-1/4"	5	40
401-015	1-1/2"		25
401-020	2"		15
401-025	2-1/2"		8
401-030	3"		5
401-040	4"		3
401-050	5"		
401-060	6"		
401-080	8"		2
401-074	1/2" x 1/2" x 3/4"	10	100
401-094	3/4" x 1/2" x 1/2"	10	100
401-095	3/4" x 1/2" x 3/4"	10	100
401-101	3/4" x 3/4" x 1/2"	10	100
401-102	3/4" x 3/4" x 1"	10	50
401-124	1" x 3/4" x 1/2"	10	50
401-125	1" x 3/4" x 3/4"	10	50
401-126	1" x 3/4" x 1"	10	50
401-130	1" x 1" x 1/2"	10	50
401-131	1" x 1" x 3/4"	10	50
401-132	1" x 1" x 1-1/4"	10	50
401-133	1" x 1" x 1-1/2"	10	40
401-166	1-1/4" x 1-1/4" x 1/2"	10	50
401-167	1-1/4" x 1-1/4" x 3/4"	10	50
401-168	1-1/4" x 1-1/4" x 1"	5	25
401-202	1-1/2" x 1-1/4" x 1"		25
401-209	1-1/2" x 1-1/2" x 1/2"		25
401-210	1-1/2" x 1-1/2" x 3/4"		25
401-211	1-1/2" x 1-1/2" x 1"		25
401-212	1-1/2" x 1-1/2" x 1-1/4"		25
401-213	1-1/2" x 1-1/2" x 2"		20
401-247	2" x 2" x 1/2"		20
401-248	2" x 2" x 3/4"		20
401-249	2" x 2" x 1"		15
401-250	2" x 2" x 1-1/4"		15
401-251	2" x 2" x 1-1/2"		10
401-335	3" x 3" x 1"		5
401-337	3" x 3" x 1-1/2"		5
401-338	3" x 3" x 2"		5
401-416	4" x 4" x 3/4"		5
401-420	4" x 4" x 2"		3
401-422	4" x 4" x 3"		3
401-528	6" x 6" x 2"		2
401-530	6" x 6" x 3"		2
401-532	6" x 6" x 4"		2

PLASTIC FITTINGS

Contact your sales rep for any further information

**Toll Free: 1-800-561-3164**  
**boshart.com**

## WHITE PVC SCHEDULE 40 FITTINGS

Part No. Size Quantity  
L1 L2

### Tee - Slip x FPT



402-005	1/2"	10	150
402-007	3/4"	100	100
402-010	1"	10	50
402-012	1-1/4"	25	
402-015	1-1/2"	25	
402-020	2"	15	
402-040	4"	3	
402-071	1/2" x 1/2" x 1/8"	10	250
402-072	1/2" x 1/2" x 1/4"	10	150
402-101	3/4" x 3/4" x 1/2"	10	100
402-124	1" x 3/4" x 1/2"	5	100
402-130	1" x 1" x 1/2"	10	50
402-131	1" x 1" x 3/4"	10	50
402-166	1-1/4" x 1-1/4" x 1/2"	10	50
402-167	1-1/4" x 1-1/4" x 3/4"	10	50
402-168	1-1/4" x 1-1/4" x 1"	5	25
402-209	1-1/2" x 1-1/2" x 1/2"	50	
402-210	1-1/2" x 1-1/2" x 3/4"	50	
402-211	1-1/2" x 1-1/2" x 1"	25	
402-247	2" x 2" x 1/2"	20	
402-248	2" x 2" x 3/4"	20	
402-249	2" x 2" x 1"	15	
402-250	2" x 2" x 1-1/4"	15	
402-251	2" x 2" x 1-1/2"	10	
402-289	2-1/2" x 2-1/2" x 1"	10	
402-292	2-1/2" x 2-1/2" x 2"	10	
402-334	3" x 3" x 3/4"	5	
402-335	3" x 3" x 1"	5	
402-338	3" x 3" x 2"	5	
402-420	4" x 4" x 2"	3	

Part No. Size Quantity  
L1 L2

### Tee - FPT



405-005	1/2"	10	100
405-007	3/4"	10	100
405-010	1"	10	50
405-012	1-1/4"	25	
405-015	1-1/2"	25	
405-020	2"	15	

### Union - Slip



457-005	1/2"	36	288
457-007	3/4"	24	144
457-010	1"	12	96
457-012	1-1/4"	12	96
457-015	1-1/2"	8	64
457-020	2"	4	48

### Union - FPT




458-005	1/2"	36	288
458-007	3/4"	24	144
458-010	1"	12	96
458-012	1-1/4"	12	96
458-015	1-1/2"	8	64
458-020	2"	4	48

## GRAY PVC SCHEDULE 40 FITTINGS

PVC fittings come in a wide range of sizes and fitting types.

- NSF/ANSI 14 & 372



Part No. Size Quantity  
L1 L2

### Coupling - FPT




430-012-G	1-1/4"	5	50
430-015-G	1-1/2"	5	50
430-020-G	2"	5	25

Contact your sales rep for any further information

Toll Free: 1-800-561-3164  
boshart.com

## GRAY PVC SCHEDULE 80 FITTINGS

PVC fittings come in a wide range of sizes and fitting types.  
 • NSF/ANSI 14 & 372



Part No.	Size	Quantity	
		L1	L2



Adapter - Slip x FPT			
Part No.	Size	Quantity L1	Quantity L2
835-002	1/4"	10	250
835-005	1/2"	10	250
835-007	3/4"	10	250
835-010	1"	10	100
835-012	1-1/4"	5	50
835-015	1-1/2"	5	50
835-020	2"	5	25
835-025	2-1/2"	20	
835-030	3"	30	
835-040	4"	20	

### Adapter - MPT x Slip



Adapter - MPT x Slip			
Part No.	Size	Quantity L1	Quantity L2
836-005	1/2"	10	250
836-007	3/4"	10	250
836-010	1"	10	100
836-012	1-1/4"	5	50
836-015	1-1/2"	5	50
836-020	2"	5	25
836-025	2-1/2"	5	25
836-030	3"	2	10
836-040	4"	2	10

### Bushing - Spigot x Slip



Bushing - Spigot x Slip			
Part No.	Size	Quantity L1	Quantity L2
837-052	3/8" x 1/4"	5	
837-072	1/2" x 1/4"	10	500
837-073	1/2" x 3/8"	10	500
837-101	3/4" x 1/2"	10	250
837-130	1" x 1/2"	10	250
837-131	1" x 3/4"	10	250
837-166	1-1/4" x 1/2"	10	100
837-167	1-1/4" x 3/4"	10	100
837-168	1-1/4" x 1"	10	150
837-209	1-1/2" x 1/2"	10	100
837-210	1-1/2" x 3/4"	10	100
837-211	1-1/2" x 1"	10	100
837-212	1-1/2" x 1-1/4"	10	100
837-247	2" x 1/2"	5	50
837-248	2" x 3/4"	5	50
837-249	2" x 1"	5	50
837-250	2" x 1-1/4"	5	50
837-251	2" x 1-1/2"	5	50
837-289	2-1/2" x 1"	5	25
837-291	2-1/2" x 1-1/2"	5	25
837-292	2-1/2" x 2"	5	25
837-335	3" x 1"	5	25
837-336	3" x 1-1/4"	5	25
837-338	3" x 2"	5	25
837-339	3" x 2-1/2"	5	25
837-420	4" x 2"	10	

Part No.	Size	Quantity	
		L1	L2

837-422	4" x 3"	10	
837-528	6" x 2"	4	
837-530	6" x 3"	4	
837-532	6" x 4"	4	
837-585	8" x 6"	5	

### Bushing - Spigot x FPT



Bushing - Spigot x FPT			
Part No.	Size	Quantity L1	Quantity L2
838-072	1/2" x 1/4"	10	500
838-101	3/4" x 1/2"	10	250
838-130	1" x 1/2"	10	250
838-131	1" x 3/4"	10	250
838-166	1-1/4" x 1/2"	10	100
838-167	1-1/4" x 3/4"	10	100
838-168	1-1/4" x 1"	10	100
838-209	1-1/2" x 1/2"	10	100
838-210	1-1/2" x 3/4"	10	100
838-211	1-1/2" x 1"	10	100
838-212	1-1/2" x 1-1/4"	10	100
838-247	2" x 1/2"	5	50
838-248	2" x 3/4"	5	50
838-249	2" x 1"	5	50
838-250	2" x 1-1/4"	5	50
838-251	2" x 1-1/2"	5	50
838-292	2-1/2" x 2"	5	25
838-338	3" x 2"	5	25
838-339	3" x 2-1/2"	5	25
838-420	4" x 2"	10	
838-422	4" x 3"	10	

### Bushing - MPT x FPT



Bushing - MPT x FPT			
Part No.	Size	Quantity L1	Quantity L2
839-052	3/8" x 1/4"	10	500
839-072	1/2" x 1/4"	10	500
839-073	1/2" x 3/8"	10	500
839-098	3/4" x 1/4"	10	250
839-099	3/4" x 3/8"	10	250
839-101	3/4" x 1/2"	10	250
839-128	1" x 1/4"	10	250
839-129	1" x 3/8"	10	250
839-130	1" x 1/2"	10	250
839-131	1" x 3/4"	10	250
839-166	1-1/4" x 1/2"	10	100
839-167	1-1/4" x 3/4"	10	100
839-168	1-1/4" x 1"	10	100
839-209	1-1/2" x 1/2"	10	100
839-210	1-1/2" x 3/4"	10	100
839-211	1-1/2" x 1"	10	100
839-212	1-1/2" x 1-1/4"	10	100
839-247	2" x 1/2"	10	80
839-248	2" x 3/4"	15	60
839-249	2" x 1"	15	60
839-250	2" x 1-1/4"	15	60
839-251	2" x 1-1/2"	10	50
839-338	3" x 2"	30	
839-420	4" x 2"	25	
839-422	4" x 3"	15	

PLASTIC FITTINGS

Contact your sales rep for any further information

Toll Free: 1-800-561-3164

boshart.com

## GRAY PVC SCHEDULE 80 FITTINGS

Part No.      Size      Quantity  
L1    L2

### Cap - Slip



847-002	1/4"	10	500
847-005	1/2"	10	250
847-007	3/4"	10	250
847-010	1"	10	250
847-012	1-1/4"	10	100
847-015	1-1/2"	5	50
847-020	2"	5	50
847-025	2-1/2"	5	25
847-030	3"	5	25
847-040	4"	2	10
847-060	6"	5	
847-080	8"	2	

### Cap - FPT



848-002	1/4"	10	250
848-003	3/8"	10	250
848-005	1/2"	10	250
848-007	3/4"	10	250
848-010	1"	10	100
848-012	1-1/4"	10	100
848-015	1-1/2"	5	50
848-020	2"	5	50
848-025	2-1/2"	5	25
848-030	3"	5	25
848-040	4"	2	10

### Coupling - Slip



829-005	1/2"	10	250
829-007	3/4"	10	250
829-010	1"	10	100
829-012	1-1/4"	5	50
829-015	1-1/2"	5	50
829-020	2"	5	25
829-025	2-1/2"	5	25
829-030	3"	10	
829-040	4"	8	
829-060	6"	4	
829-080	8"	5	
829-101	3/4" x 1/2"	25	100
829-131	1" x 3/4"	5	40
829-168	1-1/4" x 1"	5	20
829-212	1-1/2" x 1-1/4"	20	
829-251	2" x 1-1/2"	5	20
829-338	3" x 2"	25	
829-422	4" x 3"	5	
829-532	6" x 4"	5	
829-585	8" x 6"	2	

Part No.      Size      Quantity  
L1    L2

### Coupling - FPT



830-002	1/4"	250	
830-005	1/2"	10	250
830-007	3/4"	10	250
830-010	1"	10	100
830-012	1-1/4"	5	50
830-015	1-1/2"	5	50
830-020	2"	5	25
830-025	2-1/2"	20	
830-030	3"	20	
830-040	4"	15	

### 45° Elbow - Slip



817-005	1/2"	10	250
817-007	3/4"	10	100
817-010	1"	10	50
817-012	1-1/4"	10	50
817-015	1-1/2"	5	50
817-020	2"	5	25
817-025	2-1/2"	10	
817-030	3"	10	
817-040	4"	4	
817-060	6"	2	
817-080	8"	2	

### 45° Elbow - FPT



819-005	1/2"	25	
819-007	3/4"	25	
819-010	1"	25	
819-012	1-1/4"	25	
819-015	1-1/2"	15	
819-020	2"	20	
819-030	3"	15	
819-040	4"	5	

### 90° Elbow - Slip



806-002	1/4"	10	250
806-003	3/8"	10	250
806-005	1/2"	10	250
806-007	3/4"	10	200
806-010	1"	10	50
806-012	1-1/4"	5	50
806-015	1-1/2"	5	25
806-020	2"	5	25
806-025	2-1/2"	10	
806-030	3"	10	
806-040	4"	5	
806-060	6"	5	
806-080	8"	2	

Contact your sales rep for any further information

Toll Free: 1-800-561-3164

boshart.com

Rev. 5.4

## GRAY PVC SCHEDULE 80 FITTINGS

Part No. Size Quantity  
L1 L2

### 90° Elbow - Slip x FPT



807-005	1/2"	10	250
807-007	3/4"	10	200
807-010	1"	5	50
807-012	1-1/4"	5	50
807-015	1-1/2"	5	25
807-020	2"	5	25

### 90° Elbow - FPT



808-002	1/4"	10	250
808-003	3/8"	10	250
808-005	1/2"	10	250
808-007	3/4"	10	100
808-010	1"	5	50
808-012	1-1/4"	5	50
808-015	1-1/2"	5	25
808-020	2"	5	25
808-025	2-1/2"		10
808-030	3"		12
808-040	4"		10

### Gasket Type Flange - Slip

Van stone / loose ring style, gasket sold separately



854-020	2"		5
854-030	3"		5
854-040	4"		4
854-050	5"		2
854-060	6"		2
854-080	8"		
854-100	10"		
854-120	12"		2

### Gasket Type Flange - Spigot

Van stone / loose ring style, gasket sold separately



856-020	2"		5
856-030	3"		5
856-040	4"		4
856-050	5"		2
856-060	6"		2
856-080	8"		

### Gasket Type Flange - Gasket

Gasket sold separately



853-015	1-1/2"		25
853-020	2"		25

Part No. Size Quantity  
L1 L2

### Gasket Type Flange - FPT

Gasket sold separately



852-005	1/2"		25
852-007	3/4"		75
852-010	1"		50
852-012	1-1/4"		20
852-015	1-1/2"		30
852-020	2"		20
852-025	2-1/2"		10
852-030	3"		10
852-040	4"		5

### Plug - Spigot



849-007	3/4"		10	500
---------	------	--	----	-----

### Plug - MPT



850-002	1/4"		10	500
850-003	3/8"		10	500
850-005	1/2"		10	500
850-007	3/4"		10	500
850-010	1"		10	250
850-012	1-1/4"		10	100
850-015	1-1/2"		10	100
850-020	2"		5	50
850-025	2-1/2"		5	25
850-030	3"		5	25
850-040	4"		2	10

### Tee - Slip



801-005	1/2"		10	200
801-007	3/4"		10	100
801-010	1"		10	50
801-012	1-1/4"		5	50
801-015	1-1/2"		5	25
801-020	2"		10	
801-025	2-1/2"		10	
801-030	3"		5	
801-040	4"		4	
801-060	6"			
801-080	8"		2	
801-130	1" x 1" x 1/2"			
801-251	2" x 2" x 1-1/2"		10	
801-291	2-1/2" x 2-1/2" x 1-1/2"		10	
801-420	4" x 4" x 2"		10	
801-532	6" x 6" x 4"		10	

PLASTIC FITTINGS

Contact your sales rep for any further information

Toll Free: 1-800-561-3164

boshart.com

## GRAY PVC SCHEDULE 80 FITTINGS

Part No.            Size            Quantity  
   L1    L2

**Tee - Slip x FPT**



802-005	1/2"	10	200
802-007	3/4"	10	100
802-010	1"	5	50
802-012	1-1/4"	5	25
802-015	1-1/2"	5	25
802-020	2"	4	20

**Tee - FPT**



805-002	1/4"	10	250
805-003	3/8"	10	250
805-005	1/2"	5	125
805-007	3/4"	5	125
805-010	1"	5	50
805-012	1-1/4"	5	25
805-015	1-1/2"	5	25
805-020	2"	4	20
805-025	2-1/2"		25
805-030	3"		15
805-040	4"		5

Part No.            Size            Quantity  
   L1    L2

**Union - Slip**

EPDM Rubber O-ring



897-005	1/2"	36	288
897-007	3/4"	24	144
897-010	1"	12	96
897-012	1-1/4"	12	96
897-015	1-1/2"	8	64
897-020	2"	4	48
897-030	3"	2	12

**Union - FPT**

EPDM Rubber O-ring



898-005	1/2"	36	288
898-007	3/4"	24	144
898-010	1"	12	96
898-012	1-1/4"	12	96
898-015	1-1/2"	8	64
898-020	2"	4	48
898-030	3"	2	12

PLASTIC FITTINGS


## GASKETS FOR SCHEDULE 80 FLANGES

Part No.            Size            Quantity  
   L1    L2

**Gasket -**



85G-005	1/2"		
85G-007	3/4"		
85G-010	1"		
85G-012	1-1/4"		
85G-015	1-1/2"		
85G-020	2"		
85G-025	2-1/2"		
85G-030	3"		
85G-040	4"		
85G-050	5"		
85G-060	6"		
85G-080	8"		
85G-100	10"		
85G-120	12"		





## PVC SCHEDULE 80 NIPPLES



• Manufactured from extruded NSF approved schedule 80 pipe



Part No.	Pipe Length	Quantity	
		L1	L2
<b>Pipe Size - 1/4"</b>			
880-020	2"	50	
880-030	3"	50	
<b>Pipe Size - 1/2"</b>			
882-005	1-1/8" - Close	50	
882-015	1-1/2"	50	
882-020	2"	50	
882-025	2-1/2"	50	
882-030	3"	50	
882-035	3-1/2"	50	
882-040	4"	50	
882-045	4-1/2"	50	
882-050	5"	50	
882-055	5-1/2"	25	
882-060	6"	50	
882-070	7"	25	
882-080	8"	25	
882-090	9"	25	
882-100	10"	25	
882-110	11"	25	
882-120	12"	25	
<b>Pipe Size - 3/4"</b>			
883-005	1-3/8" - Close	50	
883-015	1-1/2"	50	
883-020	2"	50	
883-025	2-1/2"	50	
883-030	3"	50	
883-035	3-1/2"	50	
883-040	4"	50	
883-050	5"	25	
883-055	5-1/2"	25	
883-060	6"	25	
883-070	7"	25	
883-080	8"	25	
883-090	9"	25	
883-100	10"	25	
883-110	11"	25	
883-120	12"	25	
<b>Pipe Size - 1"</b>			
884-005	1-1/2" - Close	50	
884-020	2"	50	
884-025	2-1/2"	50	
884-030	3"	50	
884-035	3-1/2"	50	
884-040	4"	25	
884-045	4-1/2"	25	
884-050	5"	25	
884-055	5-1/2"	25	
884-060	6"	25	
884-070	7"	25	
884-080	8"	25	
884-090	9"	25	
884-100	10"	25	
884-110	11"	25	
884-120	12"	25	

Part No.	Pipe Length	Quantity	
		L1	L2
<b>Pipe Size - 1-1/4"</b>			
885-005	1-5/8" - Close	25	
885-020	2"	25	
885-025	2-1/2"	25	
885-030	3"	25	
885-035	3-1/2"	25	
885-040	4"	25	
885-045	4-1/2"	25	
885-050	5"	25	
885-055	5-1/2"	25	
885-060	6"	25	
885-070	7"	25	
885-080	8"	25	
885-090	9"	25	
885-100	10"	25	
885-110	11"	25	
885-120	12"	25	
<b>Pipe Size - 1-1/2"</b>			
886-005	1-3/4" - Close	25	
886-020	2"	25	
886-025	2-1/2"	25	
886-030	3"	25	
886-035	3-1/2"	25	
886-040	4"	25	
886-045	4-1/2"	25	
886-050	5"	25	
886-055	5-1/2"	25	
886-060	6"	25	
886-070	7"	25	
886-080	8"	25	
886-090	9"	25	
886-100	10"	25	
886-110	11"	25	
886-120	12"	25	
<b>Pipe Size - 2"</b>			
887-005	2" - Close	25	
887-025	2-1/2"	25	
887-030	3"	25	
887-035	3-1/2"	25	
887-040	4"	25	
887-045	4-1/2"	25	
887-050	5"	25	
887-055	5-1/2"	25	
887-060	6"	25	
887-070	7"	25	
887-080	8"	25	
887-090	9"	25	
887-100	10"	25	
887-110	11"	25	
887-120	12"	25	

PLASTIC FITTINGS

Contact your sales rep for any further information

Toll Free: 1-800-561-3164  
boshart.com



Contact your sales rep for any further information  
Toll Free: 1-800-561-3164  
[boshart.com](http://boshart.com)

## ALL STAINLESS STEEL CLAMPS - SERIES 2-67



This series of clamps contains less nickel, reducing its corrosion resistance than other clamps. They are best suited for less corrosive environments such as indoor use or shielded areas. It is best to avoid highly corrosive environments with these clamps.



- 201 Series Stainless Steel Band & Housing
- Must order L1 or L2 quantity
- cUPC Certified

Part No.	Minimum Size	Maximum Size	Quantity	
			L1	L2
<b>Individual</b>				
• 0.25" 200 Series Stainless Steel Screw				
• 1/4" Slotted Hex Head Screw - 301 Stainless Steel				
• 5/16" Wide Band				
2-SSC6704	1/4"	5/8"	10	200
2-SSC6705	5/16"	7/8"	10	200
<b>Individual</b>				
• 0.31" 200 Series Stainless Steel Screw				
• 1/2" Wide Band				
2-SSC6706	3/8"	7/8"	10	200
2-SSC6708	7/16"	1"	10	200
2-SSC6710	1/2"	1-1/16"	10	200
2-SSC6712	1/2"	1-1/4"	10	200
2-SSC6716	11/16"	1-1/2"	10	200
2-SSC6720	3/4"	1-3/4"	10	200
2-SSC6724	1"	2"	10	200
2-SSC6728	1-1/4"	2-1/4"	10	200
2-SSC6732	1-1/2"	2-1/2"	10	200
2-SSC6736	1-3/4"	2-3/4"	10	100
2-SSC6740	2"	3"	10	100
2-SSC6744	2-1/4"	3-1/4"	10	100
2-SSC6748	2-1/2"	3-1/2"	10	100
2-SSC6752	2-3/4"	3-3/4"	10	100
2-SSC6756	3"	4"	10	100
2-SSC6764	2-1/2"	4-1/2"	10	50
2-SSC6772	3"	5"	10	50
2-SSC6780	3-1/2"	5-1/2"	10	50
2-SSC6788	4"	6"	10	50
2-SSC6796	4-1/2"	6-1/2"	10	50
2-SSC67104	5"	7"	10	200
2-SSC67116	5-3/4"	7-3/4"	10	200
2-SSC67128	6-1/2"	8-1/2"	10	200
2-SSC67140	7-1/4"	9-1/4"	10	200
2-SSC67152	8"	10"	10	200
2-SSC67188	10-1/2"	12-1/4"	10	100
2-SSC67224	12-1/2"	14-1/2"	10	100
2-SSC67248	14"	16"	10	100
<b>Boxed</b>				
• 0.25" 200 Series Stainless Steel Screw				
• 5/16" Wide Band				
2-SSC6704	1/4"	5/8"	10	160
2-SSC6705	5/16"	7/8"	10	160
<b>Boxed</b>				
• 0.31" 200 Series Stainless Steel Screw				
• 1/2" Wide Band				
2-SSC6706	3/8"	7/8"	10	80
2-SSC6708	7/16"	1"	10	80
2-SSC6710	1/2"	1-1/16"	10	80
2-SSC6712	1/2"	1-1/4"	10	160
2-SSC6716	11/16"	1-1/2"	10	160
2-SSC6720	3/4"	1-3/4"	10	160

Part No.	Minimum Size	Maximum Size	Quantity		
			L1	L2	
2-SSCX6724		1"	2"	10	160
2-SSCX6728		1-1/4"	2-1/4"	10	160
2-SSCX6732		1-1/2"	2-1/2"	10	80
2-SSCX6736		1-3/4"	2-3/4"	10	40
2-SSCX6740		2"	3"	10	40
2-SSCX6744		2-1/4"	3-1/4"	10	80
2-SSCX6748		2-1/2"	3-1/2"	10	
2-SSCX6752		2-3/4"	3-3/4"	10	
2-SSCX6756		3"	4"	10	
2-SSCX6764		2-1/2"	4-1/2"	10	
2-SSCX6772		3"	5"	10	
2-SSCX6780		3-1/2"	5-1/2"	10	
2-SSCX6788		4"	6"	10	
2-SSCX6796		4-1/2"	6-1/2"	10	
2-SSCX67104		5"	7"	5	
2-SSCX67128		6-1/2"	8-1/2"	10	
2-SSCX67152		8"	12-1/4"	10	
2-SSCX67188		10-1/2"	14-1/2"	10	
<b>Bulk</b>					
• 0.25" 200 Series Stainless Steel Screw					
• 5/16" Wide Band					
2-SSCB6704		1/4"	5/8"	200	
2-SSCB6705		5/16"	7/8"	200	
<b>Bulk</b>					
• 0.31" 200 Series Stainless Steel Screw					
• 1/2" Wide Band					
2-SSCB6706		3/8"	7/8"	200	
2-SSCB6708		7/16"	1"	200	
2-SSCB6710		1/2"	1-1/16"	200	
2-SSCB6712		1/2"	1-1/4"	200	
2-SSCB6716		11/16"	1-1/2"	200	
2-SSCB6720		3/4"	1-3/4"	200	
2-SSCB6724		1"	2"	200	
2-SSCB6728		1-1/4"	2-1/4"	200	
2-SSCB6732		1-1/2"	2-1/2"	200	
2-SSCB6736		1-3/4"	2-3/4"	100	
2-SSCB6740		2"	3"	100	
2-SSCB6744		2-1/4"	3-1/4"	100	
2-SSCB6748		2-1/2"	3-1/2"	100	
2-SSCB6752		2-3/4"	3-3/4"	100	
2-SSCB6756		3"	4"	100	
2-SSCB6764		2-1/2"	4-1/2"	50	
2-SSCB6772		3"	5"	50	
2-SSCB6780		3-1/2"	5-1/2"	50	
2-SSCB6788		4"	6"	50	
2-SSCB6796		4-1/2"	6-1/2"	50	
2-SSCB67104		5"	7"	200	
2-SSCB67116		5-3/4"	7-3/4"	200	
2-SSCB67128		6-1/2"	8-1/2"	200	
2-SSCB67140		7-1/4"	9-1/4"	200	
2-SSCB67152		8"	10"	200	
2-SSCB67224		12-1/2"	14-1/2"	100	

CLAMPS

Contact your sales rep for any further information

Toll Free: 1-800-561-3164  
boshart.com

## ALL STAINLESS STEEL CLAMPS - SERIES 2-77



The combination of the high nickel content stainless steel and plating of the carbon screw allows this clamp to be used in above ground outdoor and indoor applications where corrosion is somewhat of an issue. This clamp can be used for all standard clamp applications.

- 200/300 Series Stainless Steel Band & Housing
- Must order L1 or L2 quantity
- cUPC Certified



Part No.	Minimum Size	Maximum Size	Quantity		Part No.	Minimum Size	Maximum Size	Quantity	
			L1	L2				L1	L2
<b>Individual</b>					<b>Bulk</b>				
• 0.25" Carbon Steel Screw					• 0.25" Carbon Steel Screw				
• 5/16" Wide Band					• 5/16" Wide Band				
2-SSC7704	1/4"	5/8"	10	200	2-SSCB7704	1/4"	5/8"	10	200
2-SSC7705	5/16"	7/8"	10	200	2-SSCB7705	5/16"	7/8"	10	200
<b>Individual</b>					<b>Bulk</b>				
• 0.31" Yellow Dichromate Plated Carbon Steel Screw					• 0.31" Yellow Dichromate Plated Carbon Steel Screw				
• 1/2" Wide Band					• 1/2" Wide Band				
2-SSC7706	3/8"	7/8"	10	200	2-SSCB7706	3/8"	7/8"	10	200
2-SSC7708	7/16"	1"	10	200	2-SSCB7708	7/16"	1"	10	200
2-SSC7710	1/2"	1-1/16"	10	200	2-SSCB7710	1/2"	1-1/16"	10	200
2-SSC7712	1/2"	1-1/4"	10	200	2-SSCB7712	1/2"	1-1/4"	10	200
2-SSC7716	11/16"	1-1/2"	10	200	2-SSCB7716	11/16"	1-1/2"	10	200
2-SSC7720	3/4"	1-3/4"	10	200	2-SSCB7720	3/4"	1-3/4"	10	200
2-SSC7724	1"	2"	10	200	2-SSCB7724	1"	2"	10	200
2-SSC7728	1-1/4"	2-1/4"	10	200	2-SSCB7728	1-1/4"	2-1/4"	10	200
2-SSC7732	1-1/2"	2-1/2"	10	200	2-SSCB7732	1-1/2"	2-1/2"	10	200
2-SSC7736	1-3/4"	2-3/4"	10	100	2-SSCB7736	1-3/4"	2-3/4"	10	100
2-SSC7740	2"	3"	10	100	2-SSCB7740	2"	3"	10	100
2-SSC7744	2-1/4"	3-1/4"	10	100	2-SSCB7744	2-1/4"	3-1/4"	10	100
2-SSC7748	2-1/2"	3-1/2"	10	100	2-SSCB7748	2-1/2"	3-1/2"	10	100
2-SSC7752	2-3/4"	3-3/4"	10	100	2-SSCB7752	2-3/4"	3-3/4"	10	100
2-SSC7756	3"	4"	10	100	2-SSCB7756	3"	4"	10	100
2-SSC7764	2-1/2"	4-1/2"	10	50	2-SSCB7764	2-1/2"	4-1/2"	10	50
2-SSC7772	3"	5"	10	50	2-SSCB7772	3"	5"	10	50
2-SSC7780	3-1/2"	5-1/2"	10	50	2-SSCB7780	3-1/2"	5-1/2"	10	50
2-SSC7788	4"	6"	10	50	2-SSCB7788	4"	6"	10	50
2-SSC7796	4-1/2"	6-1/2"	10	50	2-SSCB7796	4-1/2"	6-1/2"	10	50
2-SSC77104	5"	7"	10	200	2-SSCB77104	5"	7"	10	200
2-SSC77116	5-3/4"	7-3/4"	10	200	2-SSCB77116	5-3/4"	7-3/4"	10	200
2-SSC77128	6-1/2"	8-1/2"	10	200	2-SSCB77128	6-1/2"	8-1/2"	10	200
2-SSC77140	7-1/4"	9-1/4"	10	200	2-SSCB77140	7-1/4"	9-1/4"	10	200
2-SSC77152	8"	10"	10	200	2-SSCB77152	8"	10"	10	200
2-SSC77188	10-1/2"	12-1/4"	10	100	2-SSCB77188	10-1/2"	12-1/4"	10	100
2-SSC77224	12-1/2"	14-1/2"	10	100	2-SSCB77224	12-1/2"	14-1/2"	10	100
2-SSC77248	14"	16"	10	100					

Contact your sales rep for any further information

Toll Free: 1-800-561-3164  
boshart.com

## ALL STAINLESS STEEL CLAMPS - SERIES 2-87



This series of marine grade clamps contains a high content of nickel providing strong corrosion resistance and is suitable for outdoor use with no shielding.

- 300 Series Stainless Steel Band & Housing
- Must order L1 or L2 quantity
- cUPC Certified



Part No.	Minimum Size	Maximum Size	Quantity	
			L1	L2
<b>Individual</b>				
• 0.25" 304 Series Stainless Steel Screw				
• 5/16" Wide Band				
2-SSC8704	1/4"	5/8"	10	200
2-SSC8705	5/16"	7/8"	10	200
<b>Individual</b>				
• 0.31" 304 Series Stainless Steel Screw				
• 1/2" Wide Band				
2-SSC8706	3/8"	7/8"	10	200
2-SSC8708	7/16"	1"	10	200
2-SSC8710	1/2"	1-1/16"	10	200
2-SSC8712	1/2"	1-1/4"	10	200
2-SSC8716	11/16"	1-1/2"	10	200
2-SSC8720	3/4"	1-3/4"	10	200
2-SSC8724	1"	2"	10	200
2-SSC8728	1-1/4"	2-1/4"	10	200
2-SSC8732	1-1/2"	2-1/2"	10	200
2-SSC8736	1-3/4"	2-3/4"	10	100
2-SSC8740	2"	3"	10	100
2-SSC8744	2-1/4"	3-1/4"	10	100
2-SSC8748	2-1/2"	3-1/2"	10	100
2-SSC8752	2-3/4"	3-3/4"	10	100
2-SSC8756	3"	4"	10	100
2-SSC8764	2-1/2"	4-1/2"	10	50
2-SSC8772	3"	5"	10	50
2-SSC8780	3-1/2"	5-1/2"	10	50
2-SSC8788	4"	6"	10	50
2-SSC8796	4-1/2"	6-1/2"	10	50
2-SSC87104	5"	7"	10	200
2-SSC87116	5-3/4"	7-3/4"	10	200
2-SSC87128	6-1/2"	8-1/2"	10	200
2-SSC87140	7-1/4"	9-1/4"	10	200
2-SSC87152	8"	10"	10	200
2-SSC87188	10-1/2"	12-1/4"	10	100
2-SSC87224	12-1/2"	14-1/2"	10	100
2-SSC87248	14"	16"	10	100
<b>Boxed</b>				
• 0.25" 304 Series Stainless Steel Screw				
• 5/16" Wide Band				
2-SSCX8704	1/4"	5/8"	10	160
2-SSCX8705	5/16"	7/8"	10	160
<b>Boxed</b>				
• 0.31" 304 Series Stainless Steel Screw				
• 1/2" Wide Band				
2-SSCX8706	3/8"	7/8"	10	80
2-SSCX8708	7/16"	1"	10	80
2-SSCX8710	1/2"	1-1/16"	10	80
2-SSCX8712	1/2"	1-1/4"	10	160
2-SSCX8716	11/16"	1-1/2"	10	160
2-SSCX8720	3/4"	1-3/4"	10	160
2-SSCX8724	1"	2"	10	160

Part No.	Minimum Size	Maximum Size	Quantity	
			L1	L2
2-SSCX8728	1-1/4"	2-1/4"	10	160
2-SSCX8732	1-1/2"	2-1/2"	10	40
2-SSCX8736	1-3/4"	2-3/4"	10	80
2-SSCX8740	2"	3"	10	80
2-SSCX8744	2-1/4"	3-1/4"	10	80
2-SSCX8748	2-1/2"	3-1/2"	10	
2-SSCX8752	2-3/4"	3-3/4"	10	
2-SSCX8756	3"	4"	10	
2-SSCX8764	2-1/2"	4-1/2"	10	
2-SSCX8772	3"	5"	10	
2-SSCX8780	3-1/2"	5-1/2"	10	
2-SSCX8788	4"	6"	10	
2-SSCX8796	4-1/2"	6-1/2"	10	
2-SSCX87104	5"	7"	5	
2-SSCX87128	6-1/2"	8-1/2"	10	
2-SSCX87152	8"	10"	10	
2-SSCX87188	10-1/2"	12-1/4"	10	
2-SSCX87224	12-1/2"	14-1/2"	10	
<b>Bulk</b>				
• 0.25" 304 Series Stainless Steel Screw				
• 5/16" Wide Band				
2-SSCB8704	1/4"	5/8"	200	
2-SSCB8705	5/16"	7/8"	200	
<b>Bulk</b>				
• 0.31" 304 Series Stainless Steel Screw				
• 1/2" Wide Band				
2-SSCB8706	3/8"	7/8"	200	
2-SSCB8708	7/16"	1"	200	
2-SSCB8710	1/2"	1-1/16"	200	
2-SSCB8712	1/2"	1-1/4"	200	
2-SSCB8716	11/16"	1-1/2"	200	
2-SSCB8720	3/4"	1-3/4"	200	
2-SSCB8724	1"	2"	200	
2-SSCB8728	1-1/4"	2-1/4"	200	
2-SSCB8732	1-1/2"	2-1/2"	200	
2-SSCB8736	1-3/4"	2-3/4"	100	
2-SSCB8740	2"	3"	100	
2-SSCB8744	2-1/4"	3-1/4"	100	
2-SSCB8748	2-1/2"	3-1/2"	100	
2-SSCB8752	2-3/4"	3-3/4"	100	
2-SSCB8756	3"	4"	100	
2-SSCB8764	2-1/2"	4-1/2"	50	
2-SSCB8772	3"	5"	50	
2-SSCB8780	3-1/2"	5-1/2"	50	
2-SSCB8788	4"	6"	50	
2-SSCB8796	4-1/2"	6-1/2"	50	
2-SSCB87104	5"	7"	200	
2-SSCB87116	5-3/4"	7-3/4"	200	
2-SSCB87128	6-1/2"	8-1/2"	200	
2-SSCB87140	7-1/4"	9-1/4"	200	
2-SSCB87152	8"	10"	200	
2-SSCB87224	12-1/2"	14-1/2"	100	

CLAMPS

Contact your sales rep for any further information


Toll Free: 1-800-561-3164

boshart.com

## ALL STAINLESS STEEL CLAMPS - SERIES 67

The screw on this series offers no nickel content and can't be used where non-magnetic material is required. The screw rod typically will resist corrosion in only light industrial and domestic environments.

- 300 Series Stainless Steel Band & Housing
- Must order L1 or L2 quantity



Part No.	Minimum Size	Maximum Size	Quantity	
			L1	L2
<b>Individual</b>				
• 0.25" 200/300 Series Stainless Steel Screw				
• 5/16" Wide Band				
SSC6704	7/32"	5/8"	10	200
SSC6705	5/16"	11/16"	10	200
<b>Individual</b>				
• 0.31" 410 Series Stainless Steel Screw				
• 1/2" Wide Band				
SSC6706	7/16"	25/32"	10	200
SSC6708	1/2"	29/32"	10	200
SSC6710	9/16"	1-1/16"	10	200
SSC6712	11/16"	1-1/4"	10	200
SSC6716	13/16"	1-1/2"	10	200
SSC6720	13/16"	1-3/4"	10	200
SSC6724	1-1/16"	2"	10	200
SSC6728	1-5/16"	2-1/4"	10	200
SSC6732	1-9/16"	2-1/2"	10	200
SSC6736	1-13/16"	2-3/4"	10	100
SSC6740	2-1/16"	3"	10	100
SSC6744	2-5/16"	3-1/4"	10	100
SSC6748	2-9/16"	3-1/2"	10	100
SSC6752	2-13/16"	3-3/4"	10	100
SSC6756	3-1/16"	4"	10	100
SSC6760	3-5/16"	4-1/4"	10	50
SSC6764	3-9/16"	4-1/2"	10	50
SSC6772	1-7/8"	5"	10	50
SSC6780	2-1/2"	5-1/2"	10	50
SSC6788	3-1/8"	6"	10	50
SSC6796	3-5/8"	6-1/2"	10	50
SSC67104	4-1/8"	7"	10	200
SSC67128	5-5/8"	8-1/2"	10	100
SSC67152	7-1/8"	10"	10	100
SSC67188	9-3/8"	12-1/4"	10	100
SSC67212	10-7/8"	13-3/4"	10	100
SSC67224	11-5/8"	14-1/2"	10	
<b>Boxed</b>				
• 0.25" 200/300 Series Stainless Steel Screw				
• 5/16" Wide Band				
SSCX6704	7/32"	5/8"	10	160
SSCX6705	5/16"	11/16"	10	160
<b>Boxed</b>				
• 0.31" 410 Series Stainless Steel Screw				
• 1/2" Wide Band				
SSCX6706	7/16"	25/32"	10	80
SSCX6708	1/2"	29/32"	10	80
SSCX6710	9/16"	1-1/16"	10	80
SSCX6712	11/16"	1-1/4"	10	160
SSCX6716	13/16"	1-1/2"	10	160
SSCX6720	13/16"	1-3/4"	10	160
SSCX6724	1-1/16"	2"	10	160
SSCX6728	1-5/16"	2-1/4"	10	160

Part No.	Minimum Size	Maximum Size	Quantity	
			L1	L2
SSCX6732	1-9/16"	2-1/2"	10	80
SSCX6736	1-13/16"	2-3/4"	10	80
SSCX6740	2-1/16"	3"	10	80
SSCX6744	2-5/16"	3-1/4"	10	80
SSCX6748	2-9/16"	3-1/2"	10	
SSCX6752	2-13/16"	3-3/4"	10	
SSCX6756	3-1/16"	4"	10	
SSCX6760	3-5/16"	4-1/4"	10	
SSCX6764	3-9/16"	4-1/2"	10	
SSCX6772	1-7/8"	5"	10	
SSCX6780	2-1/2"	5-1/2"	10	
SSCX6788	3-1/8"	6"	10	
SSCX6796	3-5/8"	6-1/2"	10	
SSCX67104	4-1/8"	7"	5	
<b>Bulk</b>				
• 0.25" 200/300 Series Stainless Steel Screw				
• 5/16" Wide Band				
SSCB6704	7/32"	5/8"	200	
SSCB6705	5/16"	11/16"	200	
<b>Bulk</b>				
• 0.31" 410 Series Stainless Steel Screw				
• 1/2" Wide Band				
SSCB6706	7/16"	25/32"	250	
SSCB6708	1/2"	29/32"	250	
SSCB6710	9/16"	1-1/16"	250	
SSCB6712	11/16"	1-1/4"	200	
SSCB6716	13/16"	1-1/2"	200	
SSCB6720	13/16"	1-3/4"	200	
SSCB6724	1-1/16"	2"	200	
SSCB6728	1-5/16"	2-1/4"	200	
SSCB6732	1-9/16"	2-1/2"	250	
SSCB6736	1-13/16"	2-3/4"	250	
SSCB6740	2-1/16"	3"	250	
SSCB6744	2-5/16"	3-1/4"	100	
SSCB6748	2-9/16"	3-1/2"	50	
SSCB6752	2-13/16"	3-3/4"	50	
SSCB6756	3-1/16"	4"	50	
SSCB6760	3-5/16"	4-1/4"	50	
SSCB6764	3-9/16"	4-1/2"	50	
SSCB6772	1-7/8"	5"	50	
SSCB6780	2-1/2"	5-1/2"	50	
SSCB6788	3-1/8"	6"	50	
SSCB6796	3-5/8"	6-1/2"	50	
SSCB67104	4-1/8"	7"	200	
SSCB67128	5-5/8"	8-1/2"	100	
SSCB67152	7-1/8"	10"	100	
SSCB67188	9-3/8"	12-1/4"	100	
SSCB67212	10-7/8"	13-3/4"	100	
SSCB67224	11-5/8"	14-1/2"	100	

Contact your sales rep for any further information

Toll Free: 1-800-561-3164

boshart.com

Rev. 5.3

## ALL STAINLESS STEEL CLAMPS - SERIES 77



The combination of the high nickel content stainless steel and plating of the carbon screw allows this clamp to be used in above ground outdoor and indoor applications where corrosion is somewhat of an issue. This clamp can be used for all standard clamp applications.

- 300 Series Stainless Steel Band & Housing
- Must order L1 or L2 quantity

Part No.	Minimum Size	Maximum Size	Quantity	
			L1	L2

Individual 0.25" Carbon Steel Screw • 5/16" Wide Band				
SSC7705	5/16"	11/16"	10	200
SSC7704	7/32"	5/8"	10	200

Individual 0.31" Yellow Dichromate Plated Carbon Steel Screw • 1/2" Wide Band				
SSC7796	3-5/8"	6-1/2"	10	50
SSC7788	3-1/8"	6"	10	50
SSC7780	2-1/2"	5-1/2"	10	50
SSC7772	1-7/8"	5"	10	50
SSC7764	3-9/16"	4-1/2"	10	50
SSC7756	3-1/16"	4"	10	100
SSC7752	2-13/16"	3-3/4"	10	100
SSC7748	2-9/16"	3-1/2"	10	100
SSC7744	2-5/16"	3-1/4"	10	100
SSC7740	2-1/16"	3"	10	100
SSC7736	1-13/16"	2-3/4"	10	100
SSC7732	1-9/16"	2-1/2"	10	200
SSC7728	1-5/16"	2-1/4"	10	200
SSC7724	1-1/16"	2"	10	200
SSC77224	11-5/8"	14-1/2"	10	
SSC77212	10-7/8"	13-3/4"	10	
SSC7720	13/16"	1-3/4"	10	200
SSC77188	9-3/8"	12-1/4"	10	100
SSC7716	13/16"	1-1/2"	10	200
SSC77152	7-1/8"	10"	10	100
SSC77128	5-5/8"	8-1/2"	10	100
SSC7712	11/16"	1-1/4"	10	200
SSC77104	4-1/8"	7"	10	200
SSC7710	9/16"	1-1/16"	10	200
SSC7708	1/2"	29/32"	10	200
SSC7706	7/16"	25/32"	10	200

Boxed 0.25" Carbon Steel Screw • 5/16" Wide Band				
SSCX7705	5/16"	11/16"	10	160
SSCX7704	7/32"	5/8"	10	160

Part No.	Minimum Size	Maximum Size	Quantity	
			L1	L2

Boxed 0.31" Yellow Dichromate Plated Carbon Steel Screw • 1/2" Wide Band				
SSCX7796	3-5/8"	6-1/2"	10	
SSCX7788	3-1/8"	6"	10	
SSCX7780	2-1/2"	5-1/2"	10	
SSCX7772	1-7/8"	5"	10	
SSCX7764	3-9/16"	4-1/2"	10	
SSCX7756	3-1/16"	4"	10	
SSCX7752	2-13/16"	3-3/4"	10	
SSCX7748	2-9/16"	3-1/2"	10	
SSCX7744	2-5/16"	3-1/4"	10	80
SSCX7740	2-1/16"	3"	10	80
SSCX7736	1-13/16"	2-3/4"	10	80
SSCX7732	1-9/16"	2-1/2"	10	80
SSCX7728	1-5/16"	2-1/4"	10	160
SSCX7724	1-1/16"	2"	10	160
SSCX7720	13/16"	1-3/4"	10	160
SSCX7716	13/16"	1-1/2"	10	160
SSCX7712	11/16"	1-1/4"	10	160
SSCX7710	9/16"	1-1/16"	10	80
SSCX7708	1/2"	29/32"	10	80
SSCX7706	7/16"	25/32"	10	80

Bulk 0.25" Carbon Steel Screw • 5/16" Wide Band				
SSCB7705	5/16"	11/16"	200	
SSCB7704	7/32"	5/8"	200	

Bulk 0.31" Yellow Dichromate Plated Carbon Steel Screw • 1/2" Wide Band				
SSCB7796	3-5/8"	6-1/2"	50	
SSCB7788	3-1/8"	6"	50	
SSCB7780	2-1/2"	5-1/2"	50	
SSCB7772	1-7/8"	5"	50	
SSCB7764	3-9/16"	4-1/2"	50	
SSCB7756	3-1/16"	4"	50	
SSCB7752	2-13/16"	3-3/4"	50	
SSCB7748	2-9/16"	3-1/2"	50	
SSCB7744	2-5/16"	3-1/4"	200	
SSCB7740	2-1/16"	3"	250	
SSCB7736	1-13/16"	2-3/4"	250	
SSCB7732	1-9/16"	2-1/2"	250	
SSCB7728	1-5/16"	2-1/4"	200	
SSCB7724	1-1/16"	2"	200	
SSCB77224	11-5/8"	14-1/2"	100	
SSCB77212	10-7/8"	13-3/4"	100	
SSCB7720	13/16"	1-3/4"	200	
SSCB77188	9-3/8"	12-1/4"	100	
SSCB7716	13/16"	1-1/2"	300	
SSCB77152	7-1/8"	10"	100	
SSCB77128	5-5/8"	8-1/2"	100	
SSCB7712	11/16"	1-1/4"	150	
SSCB77104	4-1/8"	7"	200	
SSCB7710	9/16"	1-1/16"	250	
SSCB7708	1/2"	29/32"	250	
SSCB7706	7/16"	25/32"	250	

Contact your sales rep for any further information

**Toll Free: 1-800-561-3164**  
boshart.com

## ALL STAINLESS STEEL CLAMPS - SERIES 87



This series of marine grade clamps contains a high nickel content providing strong corrosion resistance and is suitable for outdoor use with no shielding. The screw has a high content of nickel and can be used where a non-magnetic material is required. The screw rod is resistant to atmospheric corrosion, many organic chemicals and a wide variety of inorganic chemicals.

- 300 Series Stainless Steel Band & Housing
- Must order L1 or L2 quantity



Part No.	Minimum Size	Maximum Size	Quantity	
			L1	L2
<b>Individual</b>				
• 0.25" 305 Series Stainless Steel Screw				
• 5/16" Wide Band				
SSCX8704	7/32"	5/8"	10	200
SSCX8705	5/16"	11/16"	10	200

Part No.	Minimum Size	Maximum Size	Quantity	
			L1	L2
<b>Individual</b>				
• 0.31" 305 Series Stainless Steel Screw				
• 1/2" Wide Band				
SSC8706	7/16"	25/32"	10	200
SSC8708	1/2"	29/32"	10	200
SSC8710	9/16"	1-1/16"	10	200
SSC8712	11/16"	1-1/4"	10	200
SSC8716	13/16"	1-1/2"	10	200
SSC8720	13/16"	1-3/4"	10	200
SSC8724	1-1/16"	2"	10	200
SSC8728	1-5/16"	2-1/4"	10	200
SSC8732	1-9/16"	2-1/2"	10	200
SSC8736	1-13/16"	2-3/4"	10	100
SSC8740	2-1/16"	3"	10	100
SSC8744	2-5/16"	3-1/4"	10	100
SSC8748	2-9/16"	3-1/2"	10	100
SSC8752	2-13/16"	3-3/4"	10	100
SSC8756	3-1/16"	4"	10	100
SSC8760	3-5/16"	4-1/4"	10	50
SSC8764	3-9/16"	4-1/2"	10	50
SSC8772	1-7/8"	5"	10	50
SSC8780	2-1/2"	5-1/2"	10	50
SSC8788	3-1/8"	6"	10	50
SSC8796	3-5/8"	6-1/2"	10	50
SSC87104	4-1/8"	7"	10	200
SSC87128	5-5/8"	8-1/2"	10	150
SSC87152	7-1/8"	10"	10	100
SSC87188	9-3/8"	12-1/4"	10	100
SSC87212	10-7/8"	13-3/4"	10	100
SSC87224	11-5/8"	14-1/2"	10	100

Part No.	Minimum Size	Maximum Size	Quantity	
			L1	L2
<b>Boxed</b>				
• 0.25" 305 Series Stainless Steel Screw				
• 5/16" Wide Band				
SSCX8704	7/32"	5/8"	10	160
SSCX8705	5/16"	11/16"	10	160

Part No.	Minimum Size	Maximum Size	Quantity	
			L1	L2
<b>Boxed</b>				
• 0.31" 305 Series Stainless Steel Screw				
• 1/2" Wide Band				
SSCX8706	7/16"	25/32"	10	80
SSCX8708	1/2"	29/32"	10	80
SSCX8710	9/16"	1-1/16"	10	80
SSCX8712	11/16"	1-1/4"	10	160
SSCX8716	13/16"	1-1/2"	10	160
SSCX8720	13/16"	1-3/4"	10	160
SSCX8724	1-1/16"	2"	10	160
SSCX8728	1-5/16"	2-1/4"	10	160
SSCX8732	1-9/16"	2-1/2"	10	80
SSCX8736	1-13/16"	2-3/4"	10	80
SSCX8740	2-1/16"	3"	10	80
SSCX8744	2-5/16"	3-1/4"	10	80
SSCX8748	2-9/16"	3-1/2"	10	10

Part No.	Minimum Size	Maximum Size	Quantity	
			L1	L2
SSCX8752	2-13/16"	3-3/4"	10	
SSCX8756	3-1/16"	4"	10	
SSCX8760	3-5/16"	4-1/4"	10	
SSCX8764	3-9/16"	4-1/2"	10	
SSCX8772	1-7/8"	5"	10	
SSCX8780	2-1/2"	5-1/2"	10	
SSCX8788	3-1/8"	6"	10	
SSCX8796	3-5/8"	6-1/2"	10	
SSCX87104	4-1/8"	7"	5	

### Bulk

- 0.25" 305 Series Stainless Steel Screw
- 5/16" Wide Band

SSCB8704	7/32"	5/8"	200	
SSCB8705	5/16"	11/16"	200	

### Bulk

- 0.31" 305 Series Stainless Steel Screw
- 1/2" Wide Band

SSCB8706	7/16"	25/32"	250	
SSCB8708	1/2"	29/32"	250	
SSCB8710	9/16"	1-1/16"	250	
SSCB8712	11/16"	1-1/4"	200	
SSCB8716	13/16"	1-1/2"	200	
SSCB8720	13/16"	1-3/4"	200	
SSCB8724	1-1/16"	2"	200	
SSCB8728	1-5/16"	2-1/4"	200	
SSCB8732	1-9/16"	2-1/2"	250	
SSCB8736	1-13/16"	2-3/4"	250	
SSCB8740	2-1/16"	3"	250	
SSCB8744	2-5/16"	3-1/4"	200	
SSCB8748	2-9/16"	3-1/2"	50	
SSCB8752	2-13/16"	3-3/4"	50	
SSCB8756	3-1/16"	4"	50	
SSCB8760	3-5/16"	4-1/4"	50	
SSCB8764	3-9/16"	4-1/2"	50	
SSCB8772	1-7/8"	5"	50	
SSCB8780	2-1/2"	5-1/2"	50	
SSCB8788	3-1/8"	6"	50	
SSCB8796	3-5/8"	6-1/2"	50	
SSCB87104	4-1/8"	7"	200	
SSCB87128	5-5/8"	8-1/2"	100	
SSCB87152	7-1/8"	10"	100	
SSCB87188	9-3/8"	12-1/4"	100	
SSCB87212	10-7/8"	13-3/4"	100	
SSCB87224	11-5/8"	14-1/2"	100	

Contact your sales rep for any further information

Toll Free: 1-800-561-3164

boshart.com

Rev. 5.2



## FLEXIBLE COUPLINGS



Flexible couplings are for joining dissimilar pipe materials and/or sizes in utility, municipal and plumbing applications, including sewer, drain, waste and vent (DWV) piping applications. Couplings fit over the ends of plain-end or spigot pipe to form a positive seal against infiltration and exfiltration in non-pressure environments. Excellent dimensional flexibility with a tolerance range of approximately ± 5% nominal diameter which allows the coupling to flex with normal earth movement and ensures leak proof seals.

- Couplings are marked with both size and pipe materials for easy identification and installation
- Clamps tighten easily with slotted screwdriver



Temperature Range: Up to 140°F (60°C), Maximum Pressure: Test: 4.3 PSI

Primary Material: Flexible Elastomeric PVC,

- Material Specifications
  - ASTM C564 Rubber Gaskets
  - ANSI/SAE J-1670 Clamps
- ASTM C1173 Flexible Transition Couplings
- CSA B602 Mechanical Couplings for Drain, Waste, and Vent & Sewer Pipe

Part No.	Size	Quantity	
		L1	L2
<b>Clay</b>			
Industry Number: 1001 / 01			
FRC01-40	4"	60	
FRC01-5040	5" x 4"	10	
FRC01-6040	6" x 4"	20	
FRC01-6050	6" x 5"	20	
FRC01-60	6"	20	
<b>Clay x C.I./Plastic</b>			
Industry Number: 1002 / 02			
FRC02-4030	4" x 3"	60	
FRC02-40 *	4"	18	720
FRC02-6040	6" x 4"	20	
FRC02-60 *	6"	6	
FRC02-8060	8" x 6"	10	
FRC02-10080	10" x 8"	5	
FRC02-120100	12" x 10"	5	
<b>Concrete</b>			
Industry Number: 1004 / 04			
FRC04-40	4"	20	
FRC04-60	6"	10	
FRC04-80	8"	10	
FRC04-100	10"	5	
FRC04-120	12"	5	
<b>Concrete x C.I./Plastic</b>			
Industry Number: 1006 / 06			
FRC06-40	4"	30	
FRC06-6040	6" x 4"	10	
FRC06-60	6"	20	
<b>Asbestos/D.I. x C.I./Plastic</b>			
Industry Number: 1051 / 51			
FRC51-40	4"	25	
FRC51-60	6"	20	
FRC51-6040	6" x 4"	36	
FRC51-6050	6" x 5"	10	

Part No.	Size	Quantity	
		L1	L2
<b>C.I./Plastic</b>			
Industry Number: 1056 / 56			
FRC56-10	1"	100	
FRC56-12	1-1/4"	100	
FRC56-1512	1-1/2" x 1-1/4"	100	
FRC56-15 *	1-1/2"	24	2400
FRC56-2015 *	2" x 1-1/2"	18	1440
FRC56-20 *	2"	18	900
FRC56-3015	3" x 1-1/2"	80	
FRC56-3020 *	3" x 2"	24	960
FRC56-30 *	3"	15	840
FRC56-4015	4" x 1-1/2"	50	
FRC56-4020	4" x 2"	60	
FRC56-4030 *	4" x 3"	15	960
FRC56-40 *	4"	24	960
FRC56-5040	5" x 4"	30	
FRC56-50	5"	30	
FRC56-6040 *	6" x 4"	9	360
FRC56-6050	6" x 5"	20	
FRC56-60 *	6"	6	240
FRC56-8040	8" x 4"	10	
FRC56-8060	8" x 6"	10	
FRC56-80	8"	10	
FRC56-10080	10" x 8"	8	
FRC56-100	10"	4	
FRC56-120	12"	2	
<b>C.I./Plastic x C.I./Plastic - Eccentric Bottom</b>			
Industry Number: 1056 / 56			
FRC56-6040E	6" x 4"	10	



FLEXIBLE CONNECTIONS  
NO HUB COUPLINGS

Contact your sales rep for any further information

Toll Free: 1-800-561-3164  
boshart.com

## FLEXIBLE END CAPS, ELBOWS AND TEES

Flexible end caps, elbows and tees are easy to install and fit pipe in drain, waste and vent plumbing applications.

- Clamps tighten easily with slotted screwdriver

Temperature Range: Up to 140°F (60°C), Maximum Pressure: Test: 4.3 PSI

- Material Specifications
  - ASTM C564 Rubber Gaskets
  - ANSI/SAE J-1670 Clamps
- IAPMO PS90 Elastomeric Test Caps & Shielded Couplings
- IAPMO IGC198 Elastomeric Elbows and Tees
- CSA B602 Mechanical Couplings for Drain, Waste, and Vent & Sewer Pipe

Part No.	Size	Quantity	
		L1	L2

Part No.	Size	Quantity	
		L1	L2

### Cap - C.I./Plastic

These terminate pipe ends and cleanouts. The convex face will withstand greater pressure for testing and minimize ballooning.



FREC-15 *	1-1/2"	24	960
FREC-20 *	2"	24	600
FREC-30 *	3"	24	720
FREC-40 *	4"	24	960
FREC-60	6"	40	

### 90° Elbow - C.I./Plastic

These are to be used above ground. They install easily in confined spaces and will fit repair jobs where a fitting has been cut out.



FRQE-15	1-1/2"	50
FRQE-20	2"	20
FRQE-30	3"	20
FRQE-40	4"	6

### Cap with Hose Bibb - C.I./Plastic

These allow for filling, pressurizing and easy drainage of water in system testing.



FRTC-15 *	1-1/2"	12
FRTC-20 *	2"	12
FRTC-30 *	3"	12
FRTC-40 *	4"	12

### Tee - C.I./Plastic

These are to be used above ground. They install easily in confined spaces and will fit repair jobs where a fitting has been cut out.



FRQT-15	1-1/2"	50
FRQT-20	2"	20
FRQT-30	3"	20
FRQT-40	4"	6

\*



Contact your sales rep for any further information

Toll Free: 1-800-561-3164

boshart.com

Rev. 5.4

## FLEXIBLE PLUMBING CONNECTORS

Flexible plumbing connectors offer a quick and economical solution for 1-1/4" or 1-1/2" metal or plastic tubular drain, waste and vent (DWV) piping connections. They can be used to extend, repair or adapt tubular drain pipe to common household drain, waste and vent pipe.

Part No.	Size	Quantity		Part No.	Size	Quantity	
		L1	L2			L1	L2
							
<b>Drain and Trap Connector - C.I./Plastic x Tubular</b>				<b>Coupling - Tubular</b>			
FRQDTC-15	1-1/2" x 1-1/2" or 1-1/4"	100		FRQTC-15	1-1/2" or 1-1/4"	100	
FRQDTC-20	2" x 1-1/4" or 1-1/2"	100					
							
<b>Dishwasher Drain Connector</b>				<b>Flexible Trap - Tubular</b>			
FRQDWC-10	1" x 1/2"	80		FRQTR-15	1-1/2" or 1-1/4"	30	
							
<b>Washing Machine Hose Connector - C.I./Plastic</b>							
				FRQWMC-2015	2" or 1-1/2"	160	

FLEXIBLE CONNECTIONS  
NO HUB COUPLINGS

## NO HUB "MJ" MECHANICAL JOINT COUPLINGS



Shielded couplings for joining hubless cast iron pipe and fittings in drain, waste and vent (DWV) piping applications.

- 300 Series Stainless Steel Clamps & Shield
- 1-1/2" to 4" 2 clamps, 5" & 6" have 4 clamps
- Temperature Range: Up to 140°F (60°C), Maximum Pressure: Test: 4.3 PSI
- Material Specifications
  - ASTM C564 Rubber Gaskets
  - ASTM C1277 Shielded Couplings

• CSA B602 Mechanical Couplings for Drain, Waste, and Vent & Sewer Pipe

Part No.	Size	Quantity	
		L1	L2
<b>C.I./Plastic</b>			
NHC-15	1-1/2"	100	
NHC-20	2"	100	
NHC-2015	2" x 1-1/2"	100	
NHC-30	3"	100	
NHC-40	4"	100	
NHC-50	5"	30	
NHC-60	6"	30	

Contact your sales rep for any further information  
**Toll Free: 1-800-561-3164**  
 boshart.com

## SHIELDED TRANSITION COUPLINGS



Shielded couplings for joining dissimilar cast iron, copper, plastic and steel pipe and fittings in drain, waste and vent (DWV) piping applications.

- 300 Series Stainless Steel Clamps & Shield
- Temperature Range: Up to 140°F (60°C), Maximum Pressure: Test: 4.3 PSI
- Material Specifications
  - ASTM C564 Rubber Gaskets
- ASTM C1277 Shielded Couplings
- CSA B602 Mechanical Couplings for Drain, Waste, and Vent & Sewer Pipe

Part No.	Size	Quantity		Part No.	Size	Quantity	
		L1	L2			L1	L2
<b>C.I./Plastic x Copper or Plastic</b>				<b>CxC x CxC or Plastic</b>			
SC01-1512	1-1/2" x 1-1/4" or 1"		100	SC03-15	1-1/2" x 1-1/2" or 1-1/4"		100
SC01-15	1-1/2" x 1-1/2" or 1-1/4"		100	SC03-2015	2" x 1-1/2" or 1-1/4"		100
SC01-2015	2" x 1-1/2" or 1-1/4"		100	<b>CxC</b>			
<b>C.I./Plastic x Copper</b>				SC03-20	2"		100
SC01-20	2"		100	SC03-30	3"		100
SC01-30	3"		100				

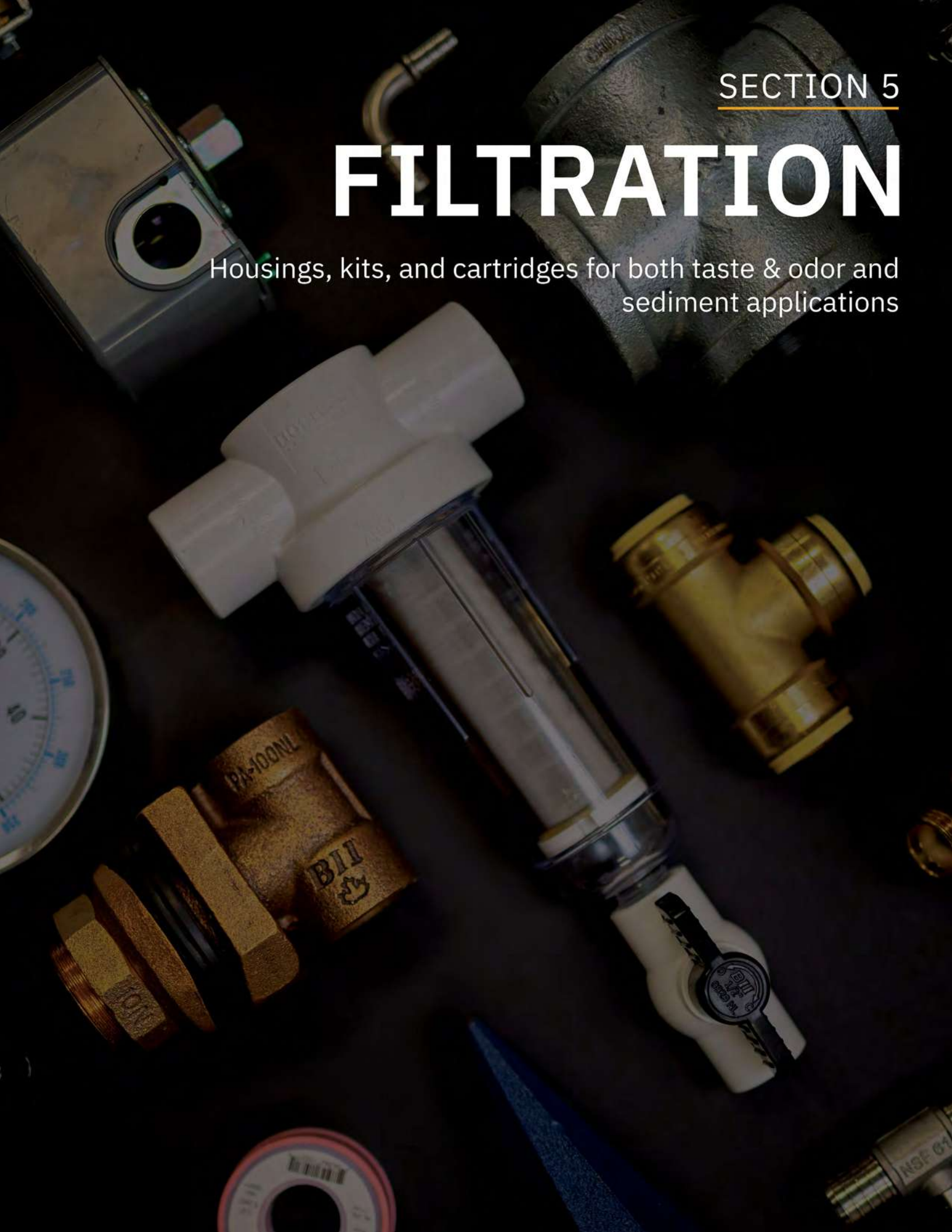
FLEXIBLE CONNECTIONS  
NO HUB COUPLINGS

Contact your sales rep for any further information

Toll Free: 1-800-561-3164  
boshart.com

# FILTRATION

Housings, kits, and cartridges for both taste & odor and sediment applications



**INDEX**

<b>Product Line</b>	<b>Page</b>
Filter Housing Kits	1
Filter Housing Kit Replacement Parts	2
Giant Filter Housings	3
Giant Filter Housing Replacement Parts	3
Giant Filter Housing Kits	4
Giant Filter Housing Kit Replacement Parts	4
Pleated Polyester Cartridges	5
Spun Polypropylene Cartridges	5
String Wound Polypropylene Cartridges	6
High Temp String Wound Cotton Cartridges	7
High Temp String Wound Natural Cotton Cartridges	7
Carbon Block Cartridges	8
Carbon Briquette 'Cyst Removal' Cartridges	8
Granular Activated Carbon Cartridges	9
Powder Activated Carbon Wrap Cartridges	9
Icemaker / In-line Taste & Odour Filters	10
Sediment Filter & Separator Housings	10
Sediment Filter & Separator Housing Kits	11
316 Stainless Steel Mesh Elements	13
Sediment Filter & Separator Replacement Parts	14

## FILTER HOUSING KITS

Boshart's filter housings are great for agriculture, water well, point of use, greenhouse/ drip irrigation, whole house residential and recreational vehicle applications. They have a threaded inlet and outlet with a relief button on the inlet side. These housings fit industry standard filter cartridges (not included). The filter heads have mounting bosses molded in for installation with a mounting bracket. Each unit comes with the housing, o-rings, filter bowl wrench, and a mounting bracket with hardware.

• Threads conform to ANSI/ASME B1.20.1



**Standard, Bowl Color: Blue, Temperature Range: 39°F to 125°F (4°C to 52°C), Maximum Pressure: 125 PSI**

- If the working pressure is consistently over 60 PSI a pressure regulator valve is recommended to extend the life span of the bowl
- Head is polypropylene, blue bowl is polypropylene

Part No.	Bowl Length	Inlet & Outlet Size	Quantity L1 L2
14FHK-SB-0503	5"	3/8" FPT	15
14FHK-SB-1007	10"	3/4" FPT	12
14FHK-SB-2007	20"	3/4" FPT	8



**Standard, Bowl Color: Clear, Temperature Range: 39°F to 125°F (4°C to 52°C), Maximum Pressure: 125 PSI**

- If the working pressure is consistently over 60 PSI a pressure regulator valve is recommended to extend the life span of the bowl
- Head is polypropylene, clear bowl is styrene-acrylonitrile

14FHK-SC-1007	10"	3/4" FPT	12
14FHK-SC-2007	20"	3/4" FPT	8



**Standard with Stainless Steel Inserts, Bowl Color: Clear, Temperature Range: 39°F to 125°F (4°C to 52°C), Maximum Pressure: 125 PSI**

- If the working pressure is consistently over 60 PSI a pressure regulator valve is recommended to extend the life span of the bowl
- Head is polypropylene, clear bowl is styrene-acrylonitrile

14FHK-SC-1007SS	10"	3/4" FPT	12
-----------------	-----	----------	----



**Standard Slim, Bowl Color: Blue, Temperature Range: 39°F to 125°F (4°C to 52°C), Maximum Pressure: 125 PSI**

- If the working pressure is consistently over 60 PSI a pressure regulator valve is recommended to extend the life span of the bowl
- Head is polypropylene, blue bowl is polypropylene

14FHK-SLB-1007	10"	3/4" FPT	15
14FHK-SLB-2007	20"	3/4" FPT	8



**Standard Slim, Bowl Color: Clear, Temperature Range: 39°F to 125°F (4°C to 52°C), Maximum Pressure: 125 PSI**

- If the working pressure is consistently over 60 PSI a pressure regulator valve is recommended to extend the life span of the bowl
- Head is polypropylene, clear bowl is styrene-acrylonitrile

14FHK-SLC-1007	10"	3/4" FPT	15
14FHK-SLC-2007	20"	3/4" FPT	8



**High Temperature, Bowl Color: Red, Temperature Range: 39°F to 165°F (4°C to 74°C), Maximum Pressure: 125 PSI**

14FHK-HTR-1007	10"	3/4" FPT	12
----------------	-----	----------	----



**Extreme Temperature / Pressure, Bowl Color: Stainless Steel, Temperature Range: Up to 300°F (149°C), Maximum Pressure: 300 PSI**

14HK-SS10-07	10"	3/4" FPT	12
14HK-SS20-07	20"	3/4" FPT	6







Contact your sales rep for any further information

Toll Free: 1-800-561-3164

boshart.com

## FILTER HOUSING KIT REPLACEMENT PARTS

Replacement parts for the filter housing kits.

	Part No.	Description	Quantity		
			L1	L2	
	<b>Filter Head</b>				
	14FHPT-HT-07	For red high temperature housing		24	
	14FHPT-SH-03	For standard housing - 3/8" NPT		30	
	14FHPT-SH-07	For standard housing - 3/4" NPT		24	
	14FHPT-SLH-07	For slim housing - 3/4" NPT		30	
	<b>Filter Bowl</b>				
	14FHPT-HT-10R	For high temperature housing - 10" Red		12	
	14FHPT-SB-05B	For standard housing - 5" Blue		15	
	14FHPT-SB-10B	For standard housing - 10" Blue		12	
	14FHPT-SB-10C	For standard housing - 10" Clear		12	
	14FHPT-SB-20B	For standard housing - 20" Blue		8	
	14FHPT-SB-20C	For standard housing - 20" Clear		8	
	14FHPT-SLB-10B	For slim housing - 10" Blue		12	
	14FHPT-SLB-10C	For slim housing - 10" Clear		12	
	14FHPT-SLB-20B	For slim housing - 20" Blue		8	
14FHPT-SLB-20C	For slim housing - 20" Clear		8		
	<b>Filter Wrench</b>				
	14A-FWSS-03	For stainless steel housing			
	14FHPT-SFW	For standard & red high temperature housing		50	
	14FHPT-SLFW	For slim housing		50	
	<b>O-Ring Kit</b>				
	14A-ORSS-03	For stainless steel housing			
	14FHPT-HTOR	For red high temperature housing		100	
	14FHPT-SLOR	For slim housing		100	
	14FHPT-SLOR-5	For standard housing - 5" bowl		100	
14FHPT-SOR	For standard housing - 10" & 20" bowls		100		
	<b>Mounting Bracket Kit</b>				
	14A-MBSS-03	For stainless steel housing			
	14FHPT-SLMB	For slim housing		50	
	14FHPT-SMB	For standard housing		50	
	<b>Gasket Seal</b>				
14A-TGSS-03	For stainless steel housing		100		

Contact your sales rep for any further information

Toll Free: 1-800-561-3164  
boshart.com

Rev. 5.4



## GIANT FILTER HOUSINGS

Boshart's high temperature housings are great for alcohols, toluene, xylene, gasoline, hot water & liquids, photographic, salt water fisheries and vegetable oils. They are suitable for high pressure service and are an excellent alternative to stainless or carbon housings. These housings accept industry standard cartridges (not included).



- Glass reinforced nylon head & bowl
- Threads conform to ANSI/ASME B1.20.1

Part No.	Bowl Length	Inlet & Outlet Size	Quantity	
			L1	L2



**Giant High Temperature, Bowl Color: Black, Temperature Range: Up to 180°F (82°C), Maximum Pressure: 100 PSI**

14H-GHT10BK-1015	10"	1" or 1-1/2" FPT	4	
14H-GHT20BK-1015	20"	1" or 1-1/2" FPT	4	

## GIANT FILTER HOUSING REPLACEMENT PARTS

Replacement parts for the giant housings.

Part No.	Description	Quantity	
		L1	L2



**O-Ring Kit**

14A-GOR-01	For giant high temperature housing		
------------	------------------------------------	--	--



**Filter Wrench**

14A-GFW-01	For giant high temperature housing - 10" & 20" bowls		
------------	--	--	--

Contact your sales rep for any further information

Toll Free: 1-800-561-3164

boshart.com

### GIANT FILTER HOUSING KITS

Boshart's filter housings are great for agriculture, water well, point of use, greenhouse/ drip irrigation, whole house residential and recreational vehicle applications. They have a threaded inlet and outlet with a relief button on the inlet side. These housings fit industry standard filter cartridges (not included). The filter heads have mounting bosses molded in for installation with a mounting bracket. Each unit comes with the housing, o-rings, filter bowl wrench, and a mounting bracket with hardware.



- Head is polypropylene, bowl is polypropylene
- Threads conform to ANSI/ASME B1.20.1

Part No.	Bowl Length	Inlet & Outlet Size	Quantity	
			L1	L2
<b>Giant, Bowl Color: Blue, Temperature Range: 39°F to 100°F (4°C to 38°C), Maximum Pressure: 90 PSI</b>				
14FHK-GB-1007	10"	3/4" FPT	6	
14FHK-GB-1010	10"	1" FPT	6	
14FHK-GB-1015	10"	1-1/2" FPT	6	
<b>Giant, Bowl Color: Clear, Temperature Range: 39°F to 100°F (4°C to 38°C), Maximum Pressure: 90 PSI</b>				
14FHK-GC-1007	10"	3/4" FPT	6	
14FHK-GC-1010	10"	1" FPT	6	
14FHK-GC-1015	10"	1-1/2" FPT	6	
<b>Giant, Bowl Color: Blue, Temperature Range: 39°F to 100°F (4°C to 38°C), Maximum Pressure: 90 PSI</b>				
14FHK-GB-2007	20"	3/4" FPT	6	
14FHK-GB-2010	20"	1" FPT	6	
14FHK-GB-2015	20"	1-1/2" FPT	6	
<b>Giant, Bowl Color: Clear, Temperature Range: 39°F to 100°F (4°C to 38°C), Maximum Pressure: 90 PSI</b>				
14FHK-GC-2010	20"	1" FPT	6	
14FHK-GC-2015	20"	1-1/2" FPT	6	

### GIANT FILTER HOUSING KIT REPLACEMENT PARTS

Replacement parts for the giant filter housing kits.

Part No.	Description	Quantity	
		L1	L2
<b>Filter Head</b>			
14FHPT-GH-07	For giant housing - 3/4" NPT	15	
14FHPT-GH-10	For giant housing - 1" NPT	15	
14FHPT-GH-15	For giant housing - 1-1/2" NPT	15	
<b>Filter Bowl</b>			
14FHPT-GB-10B	For giant housing - 10" Blue	6	
14FHPT-GB-10C	For giant housing - 10" Clear	6	
14FHPT-GB-20B	For giant housing - 20" Blue	6	
14FHPT-GB-20C	For giant housing - 20" Clear	6	
<b>Filter Wrench</b>			
14FHPT-GFW	For giant housing	50	
<b>O-Ring Kit</b>			
14FHPT-GOR	For giant housing	100	
<b>Mounting Bracket Kit</b>			
14FHPT-GMB	For giant housing - with hardware	10	

Contact your sales rep for any further information


Toll Free: 1-800-561-3164  
boshart.com

Rev. 5.3

## PLEATED POLYESTER CARTRIDGES



Boshart's polyester pleated filters are suited for a variety of uses and can be used in residential, commercial and industrial applications. The non-woven polyester filter media is pleated around a polypropylene core for added strength and stability. The pleated surface area provides greater sediment and dirt holding capacity while maintaining flow rate and reducing initial pressure drop. These cartridges can be cleaned and reused in most applications and micron ratings. The flow rates listed are based on their maximum efficiency. They can be used with flow rates above what is listed but will not filter as effectively.



Temperature Range: 40°F to 125°F (4°C to 52°C), Filter Media: Polyester

Part No.	Flow Rate	Micron Rating	Pressure Drop @ Flow Rate	Quantity	
				L1	L2
<b>2-1/2" x 9-7/8", Individual</b>					
14-PPE1-01	Up to: 9.2 GPM	1	1 PSI @ 10 GPM	50	
14-PPE1-05	Up to: 9.2 GPM	5	1 PSI @ 10 GPM	50	
14-PPE1-10	Up to: 9.2 GPM	10	1 PSI @ 10 GPM	50	
14-PPE1-20	Up to: 9.2 GPM	20	1 PSI @ 10 GPM	50	
14-PPE1-50	Up to: 9.2 GPM	50	1 PSI @ 10 GPM	50	
<b>2-1/2" x 9-7/8", 2 Pack</b>					
14-PPE1-05-2PK	Up to: 9.2 GPM	5	1 PSI @ 10 GPM	24	
14-PPE1-20-2PK	Up to: 9.2 GPM	20	1 PSI @ 10 GPM	24	
<b>2-1/2" x 20", Individual</b>					
14-PPE2-05	Up to: 9.2 GPM	5	1 PSI @ 10 GPM	25	
14-PPE2-20	Up to: 9.2 GPM	20	1 PSI @ 10 GPM	25	
<b>4-1/2" x 9-3/4", Individual</b>					
14-GPPE1-01	Up to: 9.2 GPM	1	1 PSI @ 10 GPM	20	
14-GPPE1-05	Up to: 9.2 GPM	5	1 PSI @ 10 GPM	20	
14-GPPE1-20	Up to: 9.2 GPM	20	1 PSI @ 10 GPM	20	
14-GPPE1-50	Up to: 9.2 GPM	50	1 PSI @ 10 GPM	20	
<b>4-1/2" x 20", Individual</b>					
14-GPPE2-01	Up to: 9.2 GPM	1	1 PSI @ 20 GPM	10	
14-GPPE2-05	Up to: 9.2 GPM	5	1 PSI @ 20 GPM	10	
14-GPPE2-20	Up to: 9.2 GPM	20	1 PSI @ 20 GPM	10	
14-GPPE2-50	Up to: 9.2 GPM	50	1 PSI @ 20 GPM	10	

## SPUN POLYPROPYLENE CARTRIDGES



Boshart's spun filter cartridges are manufactured with melt blown technology into a multi-layer structure to provide superior filter efficiency, reduced pressure drop and increased cartridge life. The standard specification meets most of the housings in the market. Gradient four layer (outside-in), varied micron rate filter structure to capture particles effectively and prolong cartridge life. Cartridge can achieve up to two times that of the double layers. Spun filters consist of 100% high purity polypropylene which is surfactant free, binder free and adhesive free. They have good chemical resistance and is not prone to bacterial attack. The flow rates listed are based on their maximum efficiency. They can be used with flow rates above what is listed but will not filter as effectively.



• NSF/ANSI Standard 372 & 42

Temperature Range: Up to 125°F (52°C), Filter Media: Polypropylene

Part No.	Flow Rate	Micron Rating	Pressure Drop @ Flow Rate	Quantity	
				L1	L2
<b>2-1/2" x 9-7/8", Individual</b>					
14-SP1-01	Up to: 5.3 GPM	1	1 PSI @ 3 GPM	20	
14-SP1-05	Up to: 5.3 GPM	5	1 PSI @ 5 GPM	20	
14-SP1-10	Up to: 5.3 GPM	10	1 PSI @ 10 GPM	20	
14-SP1-25	Up to: 5.3 GPM	25	1 PSI @ 12 GPM	20	
14-SP1-50	Up to: 5.3 GPM	50	1 PSI @ 17 GPM	20	
<b>2-1/2" x 9-7/8", 2 Pack</b>					
14-SP1-05-2PK	Up to: 5.3 GPM	5	1 PSI @ 5 GPM	10	
14-SP1-25-2PK	Up to: 5.3 GPM	25	1 PSI @ 12 GPM	10	

Contact your sales rep for any further information

Toll Free: 1-800-561-3164  
boshart.com


## SPUN POLYPROPYLENE CARTRIDGES

Part No.	Flow Rate	Micron Rating	Pressure Drop @ Flow Rate	Quantity	
				L1	L2
<b>2-1/2" x 20", Individual</b>					
14-SP2-01	Up to: 5.3 GPM	1	1 PSI @ 6 GPM	20	
14-SP2-05	Up to: 5.3 GPM	5	1 PSI @ 10 GPM	20	
14-SP2-10	Up to: 5.3 GPM	10	1 PSI @ 20 GPM	20	
14-SP2-25	Up to: 5.3 GPM	25	1 PSI @ 30 GPM	20	
14-SP2-50	Up to: 5.3 GPM	50	1 PSI @ 35 GPM	20	
<b>4-1/2" x 10", Individual</b>					
14-GSP1-01	Up to: 10.6 GPM	1	1 PSI @ 10 GPM	8	
14-GSP1-05	Up to: 10.6 GPM	5	1 PSI @ 15 GPM	8	
14-GSP1-10	Up to: 10.6 GPM	10	1 PSI @ 20 GPM	8	
14-GSP1-25	Up to: 10.6 GPM	25	1 PSI @ 25 GPM	8	
<b>4-1/2" x 20", Individual</b>					
14-GSP2-01	Up to: 10.6 GPM	1	1 PSI @ 15 GPM	8	
14-GSP2-05	Up to: 10.6 GPM	5	1 PSI @ 25 GPM	8	
14-GSP2-10	Up to: 10.6 GPM	10	1 PSI @ 30 GPM	8	
14-GSP2-25	Up to: 10.6 GPM	25	1 PSI @ 35 GPM	8	

## STRING WOUND POLYPROPYLENE CARTRIDGES



Boshart's string wound cartridges are for a wide range of filtering applications and are manufactured from FDA grade polypropylene. These cartridges are very suitable for potable water filtration. Ideal for removing very fine sediment right through to very coarse sediment, at ambient temperatures. The cartridges are made by diagonally winding a precise pattern of carefully selected fibers on a center core. The pattern is designed to create hundreds of identical, tapered, spiral passageways. During the winding, fibers are combed across the passage and locked in place by succeeding layers. Solid particles are removed by entrapment in this highly efficient filter media. Filtration takes place throughout the entire cartridge, not just on the surface, so large amounts of contaminant are trapped without a sudden rise in pressure caused by surface blinding. By varying the wind pattern, cartridges are fabricated to give a pre-determined micron rating.



- NSF/ANSI Standard 372 & 42
- Temperature Range: Up to 120°F (49°C), Filter Media: Polypropylene

Part No.	Micron Rating	Pressure Drop @ Flow Rate	Quantity	
			L1	L2
<b>2-1/2" x 9-7/8", Individual</b>				
14-SWP1-01	1	1 PSI @ 3 GPM	30	
14-SWP1-05	5	1 PSI @ 5 GPM	30	
14-SWP1-10	10	1 PSI @ 10 GPM	30	
14-SWP1-25	25	1 PSI @ 15 GPM	30	
14-SWP1-50	50	1 PSI @ 20 GPM	30	
<b>2-1/2" x 9-7/8", 2 Pack</b>				
14-SWP1-05-2PK	5	1 PSI @ 5 GPM	14	
14-SWP1-25-2PK	25	1 PSI @ 15 GPM	14	
<b>2-1/2" x 20", Individual</b>				
14-SWP2-01	1	1 PSI @ 6 GPM	15	
14-SWP2-05	5	1 PSI @ 10 GPM	15	
14-SWP2-10	10	1 PSI @ 20 GPM	15	
14-SWP2-25	25	1 PSI @ 30 GPM	15	
14-SWP2-50	50	1 PSI @ 50 GPM	15	
<b>4-1/2" x 10", Individual</b>				
14-GSWP1-01	1	1 PSI @ 8 GPM	8	
14-GSWP1-05	5	1 PSI @ 15 GPM	8	
14-GSWP1-10	10	1 PSI @ 20 GPM	8	
14-GSWP1-25	25	1 PSI @ 25 GPM	8	
14-GSWP1-50	50	1 PSI @ 35 GPM	8	

Contact your sales rep for any further information

Toll Free: 1-800-561-3164  
boshart.com

Rev. 5.3

## STRING WOUND POLYPROPYLENE CARTRIDGES

Part No.	Micron Rating	Pressure Drop @ Flow Rate	Quantity	
			L1	L2
<b>4-1/2" x 20", Individual</b>				
14-GSWP2-01	1	1 PSI @ 16 GPM	4	
14-GSWP2-05	5	1 PSI @ 30 GPM	4	
14-GSWP2-10	10	1 PSI @ 40 GPM	4	
14-GSWP2-25	25	1 PSI @ 50 GPM	4	
14-GSWP2-50	50	1 PSI @ 65 GPM	4	


## HIGH TEMP STRING WOUND COTTON CARTRIDGES



These high temperature cartridges are suitable for a wide range of filtering applications including potable water. They are for removing very fine sediment right through to very coarse sediment.

- FDA approved
- NSF/ANSI Standard 372

Temperature Range: Up to 300°F (149°C), Filter Media: Cotton



Part No.	Micron Rating	Pressure Drop @ Flow Rate	Quantity	
			L1	L2
<b>2-1/2" x 9-7/8", Individual</b>				
14-SWBC1-05	5	1 PSI @ 5 GPM	30	
14-SWBC1-10	10	1 PSI @ 10 GPM	30	
14-SWBC1-50	50	1 PSI @ 50 GPM	30	
<b>2-1/2" x 20", Individual</b>				
14-SWBC2-05	5	1 PSI @ 10 GPM	15	
14-SWBC2-10	10	1 PSI @ 20 GPM	15	
<b>4-1/2" x 10", Individual</b>				
14-GSWBC1-05	5	1 PSI @ 12 GPM	8	
14-GSWBC1-10	10	1 PSI @ 13 GPM	8	
<b>4-1/2" x 20", Individual</b>				
14-GSWBC2-05	5	1 PSI @ 22 GPM	4	
14-GSWBC2-10	10	1 PSI @ 24 GPM	4	


## HIGH TEMP STRING WOUND NATURAL COTTON CARTRIDGES



These high temperature cartridges are suitable for a wide range of filtering applications including potable water. They are for removing very fine sediment right through to very coarse sediment.

- NSF/ANSI Standard 372

Temperature Range: Up to 300°F (149°C), Filter Media: Natural Cotton



Part No.	Micron Rating	Pressure Drop @ Flow Rate	Quantity	
			L1	L2
<b>2-1/2" x 9-7/8", Individual</b>				
14-SWNC1-05	5	1 PSI @ 5 GPM	30	
14-SWNC1-10	10	1 PSI @ 10 GPM	30	
14-SWNC1-20	20	1 PSI @ 20 GPM	30	
14-SWNC1-25	25	1 PSI @ 25 GPM	30	
14-SWNC1-50	50	1 PSI @ 50 GPM	30	
<b>2-1/2" x 20", Individual</b>				
14-SWNC2-05	5	1 PSI @ 10 GPM	15	
14-SWNC2-10	10	1 PSI @ 20 GPM	15	

Contact your sales rep for any further information

Toll Free: 1-800-561-3164  
boshart.com

## CARBON BLOCK CARTRIDGES



Carbon block cartridges are ideal for point-of-use (POU) and Reverse Osmosis applications. These cartridges can be used in a wide range of applications such as residential, food service, commercial, and industrial. The carbon block series cartridges are great for displacing traditional granular activated carbon and powdered activated carbon filters in application where high chlorine reduction is needed. They are manufactured with high purity activated carbon and provide an exceptional cost-to-performance value. These cartridges have high chlorine reduction, great dirt-holding capacity, and greatly reduced carbon fines.

• NSF/ANSI Standard 372 & 42

Temperature Range: 40°F to 110°F (4°C to 43°C), Filter Media: Carbon



Part No.	Chlorine Capacity	Micron Rating	Pressure Drop @ Flow Rate	Quantity	
				L1	L2
<b>2-1/2" x 4-7/8", Individual</b>					
14-CB478-05	2,112 @ 1.0 GPM	5	2 PSI @ 1 GPM	50	
<b>2-1/2" x 9-7/8", Individual</b>					
14-CB1-05	3,696 @ 1.0 GPM	5	2 PSI @ 1 GPM	20	
14-CB1-10	3,696 @ 1.0 GPM	10	2 PSI @ 1 GPM	20	
<b>2-1/2" x 20", Individual</b>					
14-CB2-05	5,808 @ 1.0 GPM	5	1 PSI @ 1 GPM	12	
14-CB2-10	5,808 @ 1.0 GPM	10	1 PSI @ 1 GPM	12	
<b>4-1/2" x 9-7/8", Individual</b>					
14-GCB1-10	10,560 @ 3.0 GPM	10	4 PSI @ 3 GPM	12	
<b>4-1/2" x 20", Individual</b>					
14-GCB2-10	21,648 @ 5.0 GPM	10	4 PSI @ 5 GPM	6	

## CARBON BRIQUETTE 'CYST REMOVAL' CARTRIDGES



Boshart's carbon briquette cyst removal cartridges are designed for highly effective filtration of water for certain volatile organic chemicals such as toluene and xylene. They are effective for pesticides, chlorine, taste and odour and sediment reduction down to 0.5 micron, making them an excellent polishing filter or pre-filter in applications that require fine filtration. These cartridges are excellent at reducing 99.9% of giardia and cryptosporidium cysts from potable drinking water making them ideal for potable water filtration and many industrial, commercial and food service applications. Carbon briquette cyst removal cartridges are designed as a polishing filter, they are recommended to be installed in conjunction with a pre-filter to remove sediment.

Removal of sediment prior to contact with a finishing cartridge prevents the finishing cartridge from plugging prematurely due to sediment entrapment long before the maximum utilization of the carbon has been achieved

• NSF/ANSI Standard 372 & 42

Temperature Range: 40°F to 180°F (4°C to 82°C), Filter Media: Carbon



Part No.	Chlorine Capacity	Flow Rate	Micron Rating	Pressure Drop @ Flow Rate	Quantity	
					L1	L2
<b>2-3/4" x 9-3/4", Individual</b>						
14-CCR1-0.5	20,000 Gal. @ 1.0 GPM	1 GPM	0.5	1.3 PSI @ 1 GPM	12	
<b>2-3/4" x 20", Individual</b>						
14-CCR2-0.5	45,000 Gal. @ 2.3 GPM	1-2.3 GPM	0.5	3 PSI @ 2 GPM	12	
<b>4-1/2" x 10", Individual</b>						
14-GCCR1-0.5	50,000 Gal. @ 2.0 GPM	1-2 GPM	0.5	7 PSI @ 4 GPM	4	
<b>4-1/2" x 20", Individual</b>						
14-GCCR2-0.5	150,000 Gal. @ 7.0 GPM	1-7 GPM	0.5	8.5 PSI @ 4 GPM	4	

Contact your sales rep for any further information

Toll Free: 1-800-561-3164

boshart.com

Rev. 5.3

## GRANULAR ACTIVATED CARBON CARTRIDGES



Boshart's granular activated carbon cartridges are designed to remove unpleasant tastes and odours to produce better tasting water. They have a low pressure drop, durable physical strength and steady flow to achieve reliable performance. Suitable for reverse osmosis system or water dispensing system in residential, commercial and industrial applications.

- NSF/ANSI Standard 372
- Temperature Range: Up to 130°F (55°C), Filter Media: Carbon




Part No.	Micron Rating	Quantity	
		L1	L2
<b>2-1/2" x 9-7/8", Individual</b>			
14-GAC1-05	5	25	
<b>2-1/2" x 20", Individual</b>			
14-GAC2-05	5	12	
<b>4-1/2" x 9-7/8", Individual</b>			
14-GGAC1-05	5	12	
<b>4-1/2" x 20", Individual</b>			
14-GGAC2-05	5	6	

## POWDER ACTIVATED CARBON WRAP CARTRIDGES



Boshart's powder activated carbon wrap cartridges are a dual-purpose cartridge to reduce bad taste & odor, chlorine taste & odor, and fine particles or sediment. They have good dirt holding capacity and high flow rates making them an economical cartridge for a wide range of applications. Constructed of carbon impregnated cellulose media, with a polypropylene netting to provide additional strength.

- NSF/ANSI Standard 372
- Filter Media: Carbon



Part No.	Micron Rating	Quantity	
		L1	L2
<b>2-1/2" x 4-7/8", Individual</b>			
14-CW478-05	5	24	
<b>2-7/8" x 9-3/4", Individual</b>			
14-CW1-05	5	24	
<b>2-1/2" x 20", Individual</b>			
14-CW2-05	5	14	
<b>4-1/2" x 9-3/4", Individual</b>			
14-GCW1-05	10	8	
<b>4-1/2" x 20", Individual</b>			
14-GCW2-05	5	6	

Contact your sales rep for any further information

Toll Free: 1-800-561-3164  
boshart.com

## ICEMAKER / IN-LINE TASTE & ODOUR FILTERS



Boshart's icemaker / in-line taste and odour cartridges utilize coconut shell granular activated carbon and are designed to remove unpleasant tastes and odours as well as sediment to produce cleaner, clearer, better tasting water. They have a low pressure drop, high dirt holding capacity, durable physical strength, and steady flow to achieve reliable performance and long life usage. By packing the carbon the concerns of shifting carbon inside the filter are removed. These Granular Activated Carbon filters are easily installed on the water line to an automatic icemaker, reverse osmosis system or water dispensing system. Cartridges are manufactured in compliance with NSF and FDA requirement in material, media and processing.

- NSF/ANSI Standard 372

Temperature Range: 40°F to 110°F (4°C to 43°C), Maximum Pressure: 125 PSI, Filter Media: Carbon



Part No.	Size	Connection	Flow Rate	Service Life		Quantity	
				Gallon	Litre	Month	L1
14-IM2.5X12-02	2-1/2" x 12"	1/4" FPT	0.8 GPM	3500	13249	10	25
14-IM2X10-02QC	2" x 10"	1/4" Quick Connect	0.4 GPM	2000	7570	6	25
14-IM2X6-02QC	2" x 6"	1/4" Quick Connect	0.4 GPM	1000	3785	5	25

## SEDIMENT FILTER & SEPARATOR HOUSINGS

Boshart's sediment filters and separators are great for agriculture, industrial/ commercial, pre-treatment, whole house residential and irrigation applications. They are compatible with both schedule 40& 80 PVC pipe. 1/2" MPT purge valve is installed to flush the system. These filters / separators can be installed on either the suction or pressure side of the pump. Each unit comes with a mounting bracket or clamps and hardware.

- PVC head & polycarbonate bowl.
- Gripper ribs on filter bowl (no tools required to install/remove bowl)
- NSF/ANSI Standard 372

Temperature Range: Up to 100°F (38°C) @ 40 PSI, Maximum Pressure: 150 PSI @ 73°F (23°C), Bowl Color: Clear,

Part No.	Inlet & Outlet Size	Flow Rate	Quantity	
			L1	L2
<b>Filter,</b>				
14SFHK-10	1" or 1-1/4" Slip or Spigot	1-25 GPM	8	
<b>Filter with MPT Adapters,</b> • Two 1" MPT adapters included				
14SFHK-M10	1" or 1-1/4" Slip or Spigot	1-25 GPM	8	
<b>Separator,</b>				
14SFHK-S10	1" or 1-1/4" Slip or Spigot	1-25 GPM	6	
<b>Separator with MPT Adapters,</b> • Two 1" MPT adapters included				
14SFHK-MS10	1" or 1-1/4" Slip or Spigot	1-25 GPM	6	
<b>Filter / Separator,</b> • Same housing is used for both filter & separator				
14SFHK-15	1-1/2" Slip	10-50 GPM	6	
14SFHK-20	2" Slip	18-100 GPM	4	



Contact your sales rep for any further information

Toll Free: 1-800-561-3164

boshart.com

Rev. 5.3



## SEDIMENT FILTER & SEPARATOR HOUSING KITS

Boshart's sediment filters and separators are great for agriculture, industrial/ commercial, pre-treatment, whole house residential and irrigation applications. They are compatible with both schedule 40 & 80 PVC pipe. 1/2" MPT purge valve is installed to flush the system. These filters / separators can be installed on either the suction or pressure side of the pump. Each unit comes with an element, mounting bracket or clamps and hardware.



- PVC head & polycarbonate bowl.
- Gripper ribs on filter bowl (no tools required to install/remove bowl)
- NSF/ANSI Standard 372

Temperature Range: Up to 100°F (38°C) @ 40 PSI, Maximum Pressure: 150 PSI @ 73°F (23°C), Bowl Color: Clear, Mesh Material: 316 Stainless Steel

Part No.	Mesh Size	Micron Rating	Opening Size	Quantity	
				L1	L2



### Filter, 1" or 1-1/4" Slip or Spigot, Flow Rate: 1-25 GPM

14SFHK-10SM024	24	711	0.0280"	8	
14SFHK-10SM030	30	533	0.0232"	8	
14SFHK-10SM040	40	381	0.0165"	8	
14SFHK-10SM060	60	254	0.0100"	8	
14SFHK-10SM100	100	152	0.0060"	8	
14SFHK-10SM140	140	104	0.0040"	8	
14SFHK-10SM200	200	74	0.0029"	8	
14SFHK-10SM250	250	61	0.0024"	8	
14SFHK-10SM500	500	30	0.0012"	8	
14SFHK-10SM1000	1000	15	0.0006"	8	



### Filter with MPT Adapters, 1" or 1-1/4" Slip or Spigot, Flow Rate: 1-25 GPM

• Two 1" MPT adapters included

14SFHK-M10SM024	24	711	0.0280"	8	
14SFHK-M10SM030	30	533	0.0232"	8	
14SFHK-M10SM040	40	381	0.0165"	8	
14SFHK-M10SM060	60	254	0.0100"	8	
14SFHK-M10SM100	100	152	0.0060"	8	
14SFHK-M10SM140	140	104	0.0040"	8	
14SFHK-M10SM200	200	74	0.0029"	8	
14SFHK-M10SM250	250	61	0.0024"	8	
14SFHK-M10SM500	500	30	0.0012"	8	
14SFHK-M10SM1000	1000	15	0.0006"	8	



### Separator, 1" or 1-1/4" Slip or Spigot, Flow Rate: 1-25 GPM

14SFHK-S10SM024	24	711	0.0280"	6	
14SFHK-S10SM030	30	533	0.0232"	6	
14SFHK-S10SM040	40	381	0.0165"	6	
14SFHK-S10SM060	60	254	0.0100"	6	
14SFHK-S10SM100	100	152	0.0060"	6	
14SFHK-S10SM140	140	104	0.0040"	6	
14SFHK-S10SM200	200	74	0.0029"	6	
14SFHK-S10SM250	250	61	0.0024"	6	
14SFHK-S10SM500	500	30	0.0012"	6	
14SFHK-S10SM1000	1000	15	0.0006"	6	



### Separator with MPT Adapters, 1" or 1-1/4" Slip or Spigot, Flow Rate: 1-25 GPM

• Two 1" MPT adapters included

14SFHK-MS10SM024	24	711	0.0280"	6	
14SFHK-MS10SM030	30	533	0.0232"	6	
14SFHK-MS10SM040	40	381	0.0165"	6	
14SFHK-MS10SM060	60	254	0.0100"	6	
14SFHK-MS10SM100	100	152	0.0060"	6	
14SFHK-MS10SM140	140	104	0.0040"	6	
14SFHK-MS10SM200	200	74	0.0029"	6	
14SFHK-MS10SM250	250	61	0.0024"	6	
14SFHK-MS10SM500	500	30	0.0012"	6	
14SFHK-MS10SM1000	1000	15	0.0006"	6	

Contact your sales rep for any further information

Toll Free: 1-800-561-3164

boshart.com

## SEDIMENT FILTER & SEPARATOR HOUSING KITS

Part No.	Mesh Size	Micron Rating	Opening Size	Quantity	
				L1	L2



### Filter, 1-1/2" Slip, Flow Rate: 10-50 GPM

14SFHK-15SM024	24	711	0.0280"	6	
14SFHK-15SM030	30	533	0.0232"	6	
14SFHK-15SM040	40	381	0.0165"	6	
14SFHK-15SM060	60	254	0.0100"	6	
14SFHK-15SM100	100	152	0.0060"	6	
14SFHK-15SM140	140	104	0.0040"	6	
14SFHK-15SM200	200	74	0.0029"	6	
14SFHK-15SM250	250	61	0.0024"	6	
14SFHK-15SM500	500	30	0.0012"	6	
14SFHK-15SM1000	1000	15	0.0006"	6	



### Separator, 1-1/2" Slip, Flow Rate: 10-50 GPM

14SFHK-S15SM024	24	711	0.0280"	6	
14SFHK-S15SM030	30	533	0.0232"	6	
14SFHK-S15SM040	40	381	0.0165"	6	
14SFHK-S15SM060	60	254	0.0100"	6	
14SFHK-S15SM100	100	152	0.0060"	6	
14SFHK-S15SM140	140	104	0.0040"	6	
14SFHK-S15SM200	200	74	0.0029"	6	
14SFHK-S15SM250	250	61	0.0024"	6	
14SFHK-S15SM500	500	30	0.0012"	6	
14SFHK-S15SM1000	1000	15	0.0006"	6	



### Filter, 2" Slip, Flow Rate: 18-100 GPM

14SFHK-20SM024	24	711	0.0280"	4	
14SFHK-20SM030	30	533	0.0232"	4	
14SFHK-20SM040	40	381	0.0165"	4	
14SFHK-20SM060	60	254	0.0100"	4	
14SFHK-20SM100	100	152	0.0060"	4	
14SFHK-20SM140	140	104	0.0040"	4	
14SFHK-20SM200	200	74	0.0029"	4	
14SFHK-20SM250	250	61	0.0024"	4	
14SFHK-20SM500	500	30	0.0012"	4	
14SFHK-20SM1000	1000	15	0.0006"	4	



### Separator, 2" Slip, Flow Rate: 18-100 GPM

14SFHK-S20SM024	24	711	0.0280"	4	
14SFHK-S20SM030	30	533	0.0232"	4	
14SFHK-S20SM040	40	381	0.0165"	4	
14SFHK-S20SM060	60	254	0.0100"	4	
14SFHK-S20SM100	100	152	0.0060"	4	
14SFHK-S20SM140	140	104	0.0040"	4	
14SFHK-S20SM200	200	74	0.0029"	4	
14SFHK-S20SM250	250	61	0.0024"	4	
14SFHK-S20SM500	500	30	0.0012"	4	
14SFHK-S20SM1000	1000	15	0.0006"	4	

Contact your sales rep for any further information

Toll Free: 1-800-561-3164  
boshart.com

Rev. 5.1

## 316 STAINLESS STEEL MESH ELEMENTS

Boshart's sediment filter and separator elements are great for agriculture, industrial/ commercial, pre-treatment, whole house residential and irrigation applications.

• NSF/ANSI Standard 372

Temperature Range: Up to 100°F (38°C) @ 40 PSI, Maximum Pressure: 150 PSI @ 73°F (23°C),

Mesh Material: 316 Stainless Steel



Part No.	Mesh Size	Micron Rating	Opening Size	Quantity	
				L1	L2



**Filter / Separator, 1" or 1-1/4" , Flow Rate: 1-25 GPM**

• This size uses the same element for filters & separators

14SF-FE10SM024	24	711	0.0280"	200
14SF-FE10SM030	30	533	0.0232"	200
14SF-FE10SM040	40	381	0.0165"	200
14SF-FE10SM060	60	254	0.0100"	200
14SF-FE10SM100	100	152	0.0060"	200
14SF-FE10SM140	140	104	0.0040"	200
14SF-FE10SM200	200	74	0.0029"	200
14SF-FE10SM250	250	61	0.0024"	200
14SF-FE10SM500	500	30	0.0012"	200
14SF-FE10SM1000	1000	15	0.0006"	200



**Filter, 1-1/2" , Flow Rate: 10-50 GPM**

14SF-FE15SM024	24	711	0.0280"	75
14SF-FE15SM030	30	533	0.0232"	75
14SF-FE15SM040	40	381	0.0165"	75
14SF-FE15SM060	60	254	0.0100"	75
14SF-FE15SM100	100	152	0.0060"	75
14SF-FE15SM140	140	104	0.0040"	75
14SF-FE15SM200	200	74	0.0029"	75
14SF-FE15SM250	250	61	0.0024"	75
14SF-FE15SM500	500	30	0.0012"	75
14SF-FE15SM1000	1000	15	0.0006"	75



**Separator, 1-1/2" , Flow Rate: 10-50 GPM**

14SF-SE15SM024	24	711	0.0280"	75
14SF-SE15SM030	30	533	0.0232"	75
14SF-SE15SM040	40	381	0.0165"	75
14SF-SE15SM060	60	254	0.0100"	75
14SF-SE15SM100	100	152	0.0060"	75
14SF-SE15SM140	140	104	0.0040"	75
14SF-SE15SM200	200	74	0.0029"	75
14SF-SE15SM250	250	61	0.0024"	75
14SF-SE15SM500	500	30	0.0012"	75
14SF-SE15SM1000	1000	15	0.0006"	75



**Filter, 2" , Flow Rate: 18-100 GPM**

14SF-FE20SM024	24	711	0.0280"	55
14SF-FE20SM030	30	533	0.0232"	55
14SF-FE20SM040	40	381	0.0165"	55
14SF-FE20SM060	60	254	0.0100"	55
14SF-FE20SM100	100	152	0.0060"	55
14SF-FE20SM140	140	104	0.0040"	55
14SF-FE20SM200	200	74	0.0029"	55
14SF-FE20SM250	250	61	0.0024"	55
14SF-FE20SM500	500	30	0.0012"	55
14SF-FE20SM1000	1000	15	0.0006"	55



**Separator, 2" , Flow Rate: 18-100 GPM**

14SF-SE20SM024	24	711	0.0280"	50
14SF-SE20SM030	30	533	0.0232"	50
14SF-SE20SM040	40	381	0.0165"	50
14SF-SE20SM060	60	254	0.0100"	50
14SF-SE20SM100	100	152	0.0060"	50
14SF-SE20SM140	140	104	0.0040"	50
14SF-SE20SM200	200	74	0.0029"	50
14SF-SE20SM250	250	61	0.0024"	50
14SF-SE20SM500	500	30	0.0012"	50
14SF-SE20SM1000	1000	15	0.0006"	50





Contact your sales rep for any further information

Toll Free: 1-800-561-3164

boshart.com

## SEDIMENT FILTER & SEPARATOR REPLACEMENT PARTS

These replacement parts are for the 14SFHK series sediment filters & separators. Purge valve is available, part number 0929-05.

	Part No.	Size	Description	Quantity	
				L1	L2
	<b>Filter Head</b>				
	14SF-FH10-BII	1"	For 1" filter & separator	75	
	14SF-FH15-BII	1-1/2"	For 1-1/2" filters & separators	35	
	14SF-FH20-BII	2"	For 2" filter & separator	20	
	<b>Filter Bowl</b>				
	14SF-FB10		For 1" filter		
	14SF-FB10XS		For 1" Separator	60	
	14SF-FB15		For 1-1/2" filter & separator	40	
	14SF-FB20		For 2" filter & separator	20	
	<b>O-Ring Kit</b>				
	14SF-ORK10		For 1" filter & separator		
	14SF-ORK15		For 1-1/2" filter & separator		
	14SF-ORK20		For 2" filter & separator		
	<b>Mounting Bracket Kit</b>				
	14SF-MBK		For 1-1/2", 2" filter & separator - bracket with hardware	80	
	14SF-MCK10		For 1" filter & separator - 2 clamps with hardware		

# PRESSURE GAUGES & SWITCHES

Range of sizes and settings to test, control, and monitor system pressures



**INDEX**

<b>Product Line</b>	<b>Page</b>
1-1/2" - Center Back Mount Pressure Gauges	1
2" - Center Back Mount Pressure Gauges	1
2" - Lower Mount Pressure Gauges	2
2-1/2" - Center Back Mount Pressure Gauges	3
2-1/2" - Lower Mount Pressure Gauges	4
4" - Lower Mount Pressure Gauges	6
4-1/2" - Lower Mount Pressure Gauges	7
Pressure Gauge Accessories	8
Water Test Gauges	8
Gas Test Manifolds	9
Gas Test Gauge with Manifold	9
Tridicators	10
Bi-Metal Thermometers	10
Thermowell	10
Hot Water Thermometers	10
Electrodes	11
Floatless Liquid Level Control Systems	11
Boshart Pressure Switches	12
Pulsation Plug	12
Telemecanique	13
Pressure Switch Indicator Light	19
Hubbell Switches	20
Pressure Sensors	22

## 1-1/2" - CENTER BACK MOUNT PRESSURE GAUGES

These pressure gauges are general purpose but are not for use with oxygen.

• No Lead Gauges: NSF/ANSI Standard 372 Certified

Dial Size: 1-1/2"

Mount: CBM



Part No.	Mount Size	Dial Range PSI	Increments	Quantity	
				L1	L2
<b>Dry, Connection: Brass, Case Material: Black Steel, Accuracy: 3%-2%-3% Grade B Temperature Range: -40°F to 140°F (-40°C to 60°C)</b>					
PG15CBM-0-30NL	No Lead	1/8"	0-30	0.5 PSI	100
PG15CBM-0-60NL	No Lead	1/8"	0-60	1.0 PSI	100
PG15CBM-0-100		1/8"	0-100	1.0 PSI	100
PG15CBM-0-100NL	No Lead	1/8"	0-100	1.0 PSI	100
PG15CBM-0-160		1/8"	0-160	2.0 PSI	100
PG15CBM-0-160NL	No Lead	1/8"	0-160	2.0 PSI	100
PG15CBM-0-200NL	No Lead	1/8"	0-200	2.0 PSI	100

## 2" - CENTER BACK MOUNT PRESSURE GAUGES

These pressure gauges are general purpose but are not for use with oxygen.

• No Lead Gauges: NSF/ANSI Standard 372 Certified

Dial Size: 2"

Mount: CBM



Part No.	Mount Size	Dial Range PSI	Increments	Quantity	
				L1	L2
<b>Dry, Connection: Brass, Case Material: Black Steel, Accuracy: 3%-2%-3% Grade B Temperature Range: -40°F to 140°F (-40°C to 60°C)</b>					
PGCBM-0-100NL	No Lead	1/8"	0-100	1.0 PSI	100
PGCBM-1-30NL	No Lead	1/4"	0-30	0.5 PSI	100
PGCBM-1-60		1/4"	0-60	1.0 PSI	100
PGCBM-1-60NL	No Lead	1/4"	0-60	1.0 PSI	100
PGCBM-1-100		1/4"	0-100	1.0 PSI	100
PGCBM-1-100NL	No Lead	1/4"	0-100	1.0 PSI	100
PGCBM-1-160		1/4"	0-160	2.0 PSI	100
PGCBM-1-160NL	No Lead	1/4"	0-160	2.0 PSI	100
PGCBM-1-200		1/4"	0-200	2.0 PSI	100
PGCBM-1-200NL	No Lead	1/4"	0-200	2.0 PSI	100



<b>Dry, Connection: Brass, Case Material: ABS, Accuracy: 3%-2%-3% Grade B Temperature Range: -40°F to 140°F (-40°C to 60°C)</b>					
PGPCBM-1-60		1/4"	0-60	1.0 PSI	100
PGPCBM-1-60NL	No Lead	1/4"	0-60	1.0 PSI	100



<b>Liquid, Connection: Brass, Fill: Glycerine, Case Material: Black Steel, Accuracy: +/- 1.5% Full Scale Value Temperature Range: -4°F to 140°F (-20°C to 60°C), Ideal for use where vibration or pressure pulsation occurs.</b>					
PGCBM-0-100-G		1/8"	0-100	1.0 PSI	100
PGCBM-0-100-GNL	No Lead	1/8"	0-100	1.0 PSI	100
PGCBM-1-100-GNL	No Lead	1/4"	0-100	1.0 PSI	100



<b>Liquid, Connection: Stainless Steel, Fill: Glycerine, Case Material: 304 Stainless Steel, Accuracy: 3%-2%-3% Grade B, Temperature Range: -4°F to 140°F (-20°C to 60°C), Ideal for use where vibration or pressure pulsation occurs.</b>					
PGSCBM-100-G	No Lead	1/4"	0-100	1.0 PSI	100

Contact your sales rep for any further information

Toll Free: 1-800-561-3164

boshart.com

### 2" - LOWER MOUNT PRESSURE GAUGES

These pressure gauges are general purpose but are not for use with oxygen.

• No Lead Gauges: NSF/ANSI Standard 372 Certified

Dial Size: 2"

Mount: LM

Part No.	Mount Size	Dial Range PSI	Increments	Quantity	
				L1	L2



**Dry, Connection: Brass, Case Material: Black Steel, Accuracy: 3%-2%-3% Grade B  
Temperature Range: -40°F to 140°F (-40°C to 60°C)**

PG-0-100NL	No Lead	1/8"	0-100	1.0 PSI	100
PG-15NL	No Lead	1/4"	0-15	0.2 PSI	100
PG-30		1/4"	0-30	0.5 PSI	100
PG-30NL	No Lead	1/4"	0-30	0.5 PSI	100
PG-60		1/4"	0-60	1.0 PSI	100
PG-60NL	No Lead	1/4"	0-60	1.0 PSI	100
PG-100		1/4"	0-100	1.0 PSI	100
PG-100NL	No Lead	1/4"	0-100	1.0 PSI	100
PG-160		1/4"	0-160	2.0 PSI	100
PG-160NL	No Lead	1/4"	0-160	2.0 PSI	100
PG-200		1/4"	0-200	2.0 PSI	100
PG-200NL	No Lead	1/4"	0-200	2.0 PSI	100
PG-300		1/4"	0-300	5.0 PSI	100
PG-300NL	No Lead	1/4"	0-300	5.0 PSI	100



**Dry, Connection: Brass, Case Material: ABS, Accuracy: 3%-2%-3% Grade B  
Temperature Range: -40°F to 140°F (-40°C to 60°C)**

PGP-0-60		1/8"	0-60	1.0 PSI	100
PGP-30		1/4"	0-30	0.5 PSI	100
PGP-30NL	No Lead	1/4"	0-30	0.5 PSI	100
PGP-60		1/4"	0-60	1.0 PSI	100
PGP-60NL	No Lead	1/4"	0-60	1.0 PSI	100
PGP-100NL	No Lead	1/4"	0-100	1.0 PSI	100
PGP-200NL	No Lead	1/4"	0-200	2.0 PSI	100



**Dry Vacuum, Connection: Brass, Case Material: Black Steel, Accuracy: 3%-2%-3% Grade B  
Temperature Range: -40°F to 140°F (-40°C to 60°C)**

PGV-30		1/4"	30-0Hg	0.5 PSI	100
--------	--	------	--------	---------	-----



**Dry Vacuum/Pressure, Connection: Brass, Case Material: Black Steel, Accuracy: 3%-2%-3% Grade B  
Temperature Range: -40°F to 140°F (-40°C to 60°C)**

PGC-30-30		1/4"	30Hg-0-30	0.5 PSI	100
PGC-30-150		1/4"	30Hg-0-150	1.0 PSI	100



**Liquid, Connection: Brass, Fill: Glycerine, Case Material: Black Steel, Accuracy: +/- 1.5% Full Scale Value  
Temperature Range: -4°F to 140°F (-20°C to 60°C),  
Ideal for use where vibration or pressure pulsation occurs.**

PG-30-GNL	No Lead	1/4"	0-30	0.5 PSI	100
PG-60-GNL	No Lead	1/4"	0-60	1.0 PSI	100
PG-100-GNL	No Lead	1/4"	0-100	1.0 PSI	100
PG-160-GNL	No Lead	1/4"	0-160	2.0 PSI	100
PG-200-GNL	No Lead	1/4"	0-200	2.0 PSI	100



**Liquid, Connection: Stainless Steel, Fill: Glycerine, Case Material: 304 Stainless Steel,  
Accuracy: 3%-2%-3% Grade B, Temperature Range: -4°F to 140°F (-20°C to 60°C),  
Ideal for use where vibration or pressure pulsation occurs.**

PGS-100-G	No Lead	1/4"	0-100	1.0 PSI	100
-----------	---------	------	-------	---------	-----



**Liquid Vacuum/Pressure, Connection: Brass, Fill: Glycerine, Case Material: Black Steel,  
Accuracy: +/- 1.5% Full Scale Value, Temperature Range: -4°F to 140°F (-20°C to 60°C),  
Ideal for use where vibration or pressure pulsation occurs.**

PGC-30-30-G		1/4"	30Hg-0-30	0.5 PSI	100
-------------	--	------	-----------	---------	-----

Contact your sales rep for any further information

Toll Free: 1-800-561-3164

boshart.com

Rev. 5.2



## 2-1/2" - CENTER BACK MOUNT PRESSURE GAUGES

These pressure gauges are general purpose but are not for use with oxygen.

• No Lead Gauges: NSF/ANSI Standard 372 Certified

Dial Size: 2-1/2"

Mount: CBM



Part No.	Mount Size	Dial Range		Increments	Quantity	
		PSI	kPa		L1	L2

**Dry, Connection: Stainless Steel, Case Material: 304 Stainless Steel, Accuracy: +/- 1.5% Full Scale Value  
Temperature Range: -40°F to 140°F (-40°C to 60°C),  
Ideal for use in corrosive environments.**

PGS25CBM-15	No Lead	1/4"	0-15	0-100	0.2 PSI	
PGS25CBM-30	No Lead	1/4"	0-30	0-200	0.5 PSI	50
PGS25CBM-60	No Lead	1/4"	0-60	0-400	1.0 PSI	50
PGS25CBM-100	No Lead	1/4"	0-100	0-700	1.0 PSI	50
PGS25CBM-160	No Lead	1/4"	0-160	0-1100	2.0 PSI	50
PGS25CBM-200	No Lead	1/4"	0-200	0-1400	2.0 PSI	50
PGS25CBM-300	No Lead	1/4"	0-300	0-2000	5.0 PSI	50
PGS25CBM-400	No Lead	1/4"	0-400	0-2800	5.0 PSI	50
PGS25CBM-600	No Lead	1/4"	0-600	0-4000	10.0 PSI	50
PGS25CBM-1000	No Lead	1/4"	0-1000	0-7000	20.0 PSI	
PGS25CBM-1500	No Lead	1/4"	0-1500	0-10000	20.0 PSI	
PGS25CBM-2000	No Lead	1/4"	0-2000	0-14000	20.0 PSI	
PGS25CBM-3000	No Lead	1/4"	0-3000	0-20000	50.0 PSI	
PGS25CBM-5000	No Lead	1/4"	0-5000	0-35000	50.0 PSI	
PGS25CBM-10000	No Lead	1/4"	0-10000	0-70000	100.0 PSI	



**Dry Vacuum/Pressure, Connection: Stainless Steel, Case Material: 304 Stainless Steel,  
Accuracy: +/- 1.5% Full Scale Value, Temperature Range: -40°F to 140°F (-40°C to 60°C),  
Ideal for use in corrosive environments.**

PGSC25CBM-30-30	No Lead	1/4"	30Hg-0-30			50
-----------------	---------	------	-----------	--	--	----



**Liquid, Connection: Brass, Fill: Glycerine, Case Material: 304 Stainless Steel,  
Accuracy: +/- 1.5% Full Scale Value, Temperature Range: -4°F to 140°F (-20°C to 60°C),  
Ideal for use where vibration or pressure pulsation occurs.**

PG25CBM-15-GNL	No Lead	1/4"	0-15	0-100	0.2 PSI	50
PG25CBM-30-GNL	No Lead	1/4"	0-30	0-200	0.5 PSI	50
PG25CBM-60-GNL	No Lead	1/4"	0-60	0-400	1.0 PSI	50
PG25CBM-100-GNL	No Lead	1/4"	0-100	0-700	1.0 PSI	50
PG25CBM-160-GNL	No Lead	1/4"	0-160	0-1100	2.0 PSI	50
PG25CBM-200-GNL	No Lead	1/4"	0-200	0-1400	2.0 PSI	50
PG25CBM-300-GNL	No Lead	1/4"	0-300	0-2000	5.0 PSI	50
PG25CBM-400-GNL	No Lead	1/4"	0-400	0-2800	5.0 PSI	50
PG25CBM-600-GNL	No Lead	1/4"	0-600	0-4000	10.0 PSI	50
2-PG25CBM-1000-G		1/4"	0-1000	0-7000	10.0 PSI	50
2-PG25CBM-1500-G		1/4"	0-1500	0-10000	20.0 PSI	50
2-PG25CBM-2000-G		1/4"	0-2000	0-14000	20.0 PSI	50
2-PG25CBM-3000-G		1/4"	0-3000	0-20000	50.0 PSI	50
2-PG25CBM-4000-G		1/4"	0-4000	0-28000	50.0 PSI	50
2-PG25CBM-5000-G		1/4"	0-5000	0-35000	50.0 PSI	50
2-PG25CBM-10000-G		1/4"	0-10000	0-70000	100.0 PSI	50



**Liquid, Connection: Stainless Steel, Fill: Glycerine, Case Material: 304 Stainless Steel,  
Accuracy: +/- 1.5% Full Scale Value, Temperature Range: -4°F to 140°F (-20°C to 60°C),  
Ideal for use in corrosive environments.**



PGS25CBM-15-G	No Lead	1/4"	0-15	0-100	0.2 PSI	
PGS25CBM-30-G	No Lead	1/4"	0-30	0-200	0.5 PSI	50
PGS25CBM-60-G	No Lead	1/4"	0-60	0-400	1.0 PSI	50
PGS25CBM-100-G	No Lead	1/4"	0-100	0-700	1.0 PSI	50
PGS25CBM-160-G	No Lead	1/4"	0-160	0-1100	2.0 PSI	50
PGS25CBM-200-G	No Lead	1/4"	0-200	0-1400	2.0 PSI	50
PGS25CBM-300-G	No Lead	1/4"	0-300	0-2000	5.0 PSI	50
PGS25CBM-400-G	No Lead	1/4"	0-400	0-2800	10.0 PSI	50
PGS25CBM-600-G	No Lead	1/4"	0-600	0-4000	10.0 PSI	50
PGS25CBM-1000-G	No Lead	1/4"	0-1000	0-7000	20.0 PSI	
PGS25CBM-1500-G	No Lead	1/4"	0-1500	0-10000	20.0 PSI	
PGS25CBM-2000-G	No Lead	1/4"	0-2000	0-14000	50.0 PSI	
PGS25CBM-3000-G	No Lead	1/4"	0-3000	0-20000	50.0 PSI	
PGS25CBM-5000-G	No Lead	1/4"	0-5000	0-35000	50.0 PSI	
PGS25CBM-10000-G	No Lead	1/4"	0-10000	0-70000	200.0 PSI	

Contact your sales rep for any further information

Toll Free: 1-800-561-3164

boshart.com

### 2-1/2" - CENTER BACK MOUNT PRESSURE GAUGES

Part No.	Mount Size	Dial Range		Increments	Quantity	
		PSI	kPa		L1	L2
 <b>Liquid Vacuum, Connection: Brass, Fill: Glycerine, Case Material: 304 Stainless Steel, Accuracy: +/- 1.5% Full Scale Value, Temperature Range: -4°F to 140°F (-20°C to 60°C), Ideal for use where vibration or pressure pulsation occurs.</b>						
2-PGV25CBM-30-G	1/4"	30-0Hg		0.5 PSI	50	
 <b>Liquid Vacuum/Pressure, Connection: Brass, Fill: Glycerine, Case Material: 304 Stainless Steel, Accuracy: +/- 1.5% Full Scale Value, Temperature Range: -4°F to 140°F (-20°C to 60°C), Ideal for use where vibration or pressure pulsation occurs.</b>						
2-PGC25CBM-30-30G	1/4"	30Hg-0-30			50	
2-PGC25CBM-30150G	1/4"	30Hg-0-150			50	



### 2-1/2" - LOWER MOUNT PRESSURE GAUGES

These pressure gauges are general purpose but are not for use with oxygen.

• No Lead Gauges: NSF/ANSI Standard 372 Certified

Dial Size: 2-1/2"

Mount: LM

Part No.	Mount Size		Dial Range		Increments	Quantity	
			PSI	kPa		L1	L2
 <b>Dry, Connection: Brass, Case Material: Black Steel, Accuracy: 3%-2%-3% Grade B Temperature Range: -40°F to 140°F (-40°C to 60°C)</b>							
PG25-15NL	No Lead	1/4"	0-15		0.5 PSI	50	
PG25-30NL	No Lead	1/4"	0-30		0.5 PSI	50	
PG25-60NL	No Lead	1/4"	0-60		1.0 PSI	50	
PG25-100		1/4"	0-100		1.0 PSI	50	
PG25-100NL	No Lead	1/4"	0-100		1.0 PSI	50	
PG25-160		1/4"	0-160		2.0 PSI	50	
PG25-160NL	No Lead	1/4"	0-160		2.0 PSI	50	
PG25-200		1/4"	0-200		2.0 PSI	50	
PG25-200NL	No Lead	1/4"	0-200		2.0 PSI	50	
PG25-300NL	No Lead	1/4"	0-300		5.0 PSI	50	
PG25-400NL	No Lead	1/4"	0-400		5.0 PSI	50	
PG25-600NL	No Lead	1/4"	0-600		10.0 PSI	50	
 <b>Dry, Connection: Stainless Steel, Case Material: 304 Stainless Steel, Accuracy: +/- 1.5% Full Scale Value Temperature Range: -40°F to 140°F (-40°C to 60°C), Ideal for use in corrosive environments.</b>							
PGS25-15	No Lead	1/4"	0-15	0-100	0.2 PSI	50	
PGS25-30	No Lead	1/4"	0-30	0-200	0.5 PSI	50	
PGS25-60	No Lead	1/4"	0-60	0-400	1.0 PSI	50	
PGS25-100	No Lead	1/4"	0-100	0-700	1.0 PSI	50	
PGS25-160	No Lead	1/4"	0-160	0-1100	2.0 PSI	50	
PGS25-200	No Lead	1/4"	0-200	0-1400	2.0 PSI	50	
PGS25-300	No Lead	1/4"	0-300	0-2000	5.0 PSI	50	
PGS25-400	No Lead	1/4"	0-400	0-2800	5.0 PSI	50	
PGS25-600	No Lead	1/4"	0-600	0-4000	10.0 PSI	50	
PGS25-1000	No Lead	1/4"	0-1000	0-7000	20.0 PSI	50	
PGS25-1500	No Lead	1/4"	0-1500	0-10000	20.0 PSI	50	
PGS25-2000	No Lead	1/4"	0-2000	0-14000	20.0 PSI	50	
PGS25-3000	No Lead	1/4"	0-3000	0-20000	50.0 PSI	50	
PGS25-5000	No Lead	1/4"	0-5000	0-35000	50.0 PSI	50	
PGS25-10000	No Lead	1/4"	0-10000	0-70000	100.0 PSI	50	

Contact your sales rep for any further information

Toll Free: 1-800-561-3164

boshart.com

Rev. 5.2

## 2-1/2" - LOWER MOUNT PRESSURE GAUGES

Part No.	Mount Size	Dial Range		Increments	Quantity	
		PSI	kPa		L1	L2



**Dry Low Pressure, Connection: Brass, Case Material: Black Steel, Accuracy: +/- 1.5% Full Scale Value**  
**Temperature Range: -4°F to 140°F (-20°C to 60°C),**  
 Ideal for use in low pressure pneumatic systems.

PG25-0-5PSI		1/4"	0-5		0.1 PSI	
PG25-0-10PSI		1/4"	0-10		0.2 PSI	
PG25-0-15IN		1/4"	0-15 in H2O		0.2 PSI	
PG25-0-30IN		1/4"	0-30 in H2O		0.5 PSI	
PG25-0-60IN		1/4"	0-60 in H2O		1.0 PSI	
PG25-0-100IN		1/4"	0-100 in H2O		2.0 PSI	
PG25-0-200IN		1/4"	0-200 in H2O		5.0 PSI	



**Dry Vacuum, Connection: Stainless Steel, Case Material: 304 Stainless Steel,**  
**Accuracy: +/- 1.5% Full Scale Value, Temperature Range: -40°F to 140°F (-40°C to 60°C),**  
 Ideal for use in corrosive environments.

PGSV25-30	No Lead	1/4"	30-0Hg		0.5 PSI	50
-----------	---------	------	--------	--	---------	----



**Dry Vacuum/Pressure, Connection: Brass, Case Material: Black Steel, Accuracy: 3%-2%-3% Grade B**  
**Temperature Range: -40°F to 140°F (-40°C to 60°C)**

PGC25-30-0-15		1/4"	30Hg-0-15			50
---------------	--	------	-----------	--	--	----



**Dry Vacuum/Pressure, Connection: Stainless Steel, Case Material: 304 Stainless Steel,**  
**Accuracy: +/- 1.5% Full Scale Value, Temperature Range: -40°F to 140°F (-40°C to 60°C),**  
 Ideal for use in corrosive environments.

PGSC25-30-30	No Lead	1/4"	30Hg-0-30			50
--------------	---------	------	-----------	--	--	----



**Liquid, Connection: Brass, Fill: Glycerine, Case Material: 304 Stainless Steel,**  
**Accuracy: +/- 1.5% Full Scale Value, Temperature Range: -4°F to 140°F (-20°C to 60°C),**  
 Ideal for use where vibration or pressure pulsation occurs.

PG25-15-GNL	No Lead	1/4"	0-15	0-100	0.2 PSI	50
PG25-30-GNL	No Lead	1/4"	0-30	0-200	0.5 PSI	50
PG25-60-GNL	No Lead	1/4"	0-60	0-400	1.0 PSI	50
PG25-100-GNL	No Lead	1/4"	0-100	0-700	1.0 PSI	50
PG25-160-GNL	No Lead	1/4"	0-160	0-1100	2.0 PSI	50
PG25-200-GNL	No Lead	1/4"	0-200	0-1400	2.0 PSI	50
PG25-300-GNL	No Lead	1/4"	0-300	0-2000	5.0 PSI	50
PG25-400-GNL	No Lead	1/4"	0-400	0-2800	5.0 PSI	50
PG25-600-GNL	No Lead	1/4"	0-600	0-4000	10.0 PSI	50
2-PG25-1000-G		1/4"	0-1000	0-7000	10.0 PSI	50
2-PG25-1500-G		1/4"	0-1500	0-10000	20.0 PSI	50
2-PG25-2000-G		1/4"	0-2000	0-14000	20.0 PSI	50
2-PG25-3000-G		1/4"	0-3000	0-20000	50.0 PSI	50
2-PG25-4000-G		1/4"	0-4000	0-28000	50.0 PSI	50
2-PG25-5000-G		1/4"	0-5000	0-35000	50.0 PSI	50
2-PG25-10000-G		1/4"	0-10000	0-70000	100.0 PSI	50

Contact your sales rep for any further information

Toll Free: 1-800-561-3164

boshart.com

## 2-1/2" - LOWER MOUNT PRESSURE GAUGES

Part No.	Mount Size	Dial Range		Increments	Quantity	
		PSI	kPa		L1	L2
<b>Liquid, Connection: Stainless Steel, Fill: Glycerine, Case Material: 304 Stainless Steel, Accuracy: +/- 1.5% Full Scale Value, Temperature Range: -4°F to 140°F (-20°C to 60°C), Ideal for use in corrosive environments.</b>						
PGS25-15-G	No Lead	1/4"	0-15	0-100	0.2 PSI	50
PGS25-30-G	No Lead	1/4"	0-30	0-200	0.5 PSI	50
PGS25-60-G	No Lead	1/4"	0-60	0-400	1.0 PSI	50
PGS25-100-G	No Lead	1/4"	0-100	0-700	1.0 PSI	50
PGS25-160-G	No Lead	1/4"	0-160	0-1100	2.0 PSI	50
PGS25-200-G	No Lead	1/4"	0-200	0-1400	2.0 PSI	50
PGS25-300-G	No Lead	1/4"	0-300	0-2000	5.0 PSI	50
PGS25-400-G	No Lead	1/4"	0-400	0-2800	10.0 PSI	50
PGS25-600-G	No Lead	1/4"	0-600	0-4000	10.0 PSI	50
PGS25-1000-G	No Lead	1/4"	0-1000	0-7000	20.0 PSI	50
PGS25-1500-G	No Lead	1/4"	0-1500	0-10000	20.0 PSI	50
PGS25-2000-G	No Lead	1/4"	0-2000	0-14000	50.0 PSI	50
PGS25-3000-G	No Lead	1/4"	0-3000	0-20000	50.0 PSI	50
PGS25-5000-G	No Lead	1/4"	0-5000	0-35000	50.0 PSI	50
PGS25-10000-G	No Lead	1/4"	0-10000	0-70000	200.0 PSI	50



**Liquid Vacuum, Connection: Brass, Fill: Glycerine, Case Material: 304 Stainless Steel, Accuracy: +/- 1.5% Full Scale Value, Temperature Range: -4°F to 140°F (-20°C to 60°C), Ideal for use where vibration or pressure pulsation occurs.**

2-PGV25-30-G	1/4"	30-0Hg	0.5 PSI	50
--------------	------	--------	---------	----



**Liquid Vacuum, Connection: Stainless Steel, Fill: Glycerine, Case Material: 304 Stainless Steel, Accuracy: +/- 1.5% Full Scale Value, Temperature Range: -4°F to 140°F (-20°C to 60°C), Ideal for use in corrosive environments.**

PGSV25-30-G	No Lead	1/4"	30-0Hg	0.5 PSI	50
-------------	---------	------	--------	---------	----



**Liquid Vacuum/Pressure, Connection: Brass, Fill: Glycerine, Case Material: 304 Stainless Steel, Accuracy: +/- 1.5% Full Scale Value, Temperature Range: -4°F to 140°F (-20°C to 60°C), Ideal for use where vibration or pressure pulsation occurs.**

2-PGC25-30-30-G	1/4"	30Hg-0-30		50
2-PGC25-30-150-G	1/4"	30Hg-0-150		50



**Liquid Vacuum/Pressure, Connection: Stainless Steel, Fill: Glycerine, Case Material: 304 Stainless Steel, Accuracy: +/- 1.5% Full Scale Value, Temperature Range: -4°F to 140°F (-20°C to 60°C), Ideal for use in corrosive environments.**

PGSC25-30-30-G	No Lead	1/4"	30Hg-0-30		10
----------------	---------	------	-----------	--	----



## 4" - LOWER MOUNT PRESSURE GAUGES

These pressure gauges are general purpose but are not for use with oxygen.

• No Lead Gauges: NSF/ANSI Standard 372 Certified

Dial Size: 4"

Mount: LM

Part No.	Mount Size	Dial Range		Increments	Quantity	
		PSI	kPa		L1	L2
<b>Dry, Connection: Brass, Case Material: Black Steel, Accuracy: +/- 2.5% Full Scale Value, Temperature Range: -40°F to 140°F (-40°C to 60°C)</b>						
PG40-30NL	No Lead	1/4"	0-30	0-200	0.5 PSI	50
PG40-60NL	No Lead	1/4"	0-60	0-400	1.0 PSI	50
PG40-100NL	No Lead	1/4"	0-100	0-700	1.0 PSI	50
PG40-160NL	No Lead	1/4"	0-160	0-1100	2.0 PSI	50
PG40-200NL	No Lead	1/4"	0-200	0-1400	2.0 PSI	50
PG40-300NL	No Lead	1/4"	0-300	0-2000	5.0 PSI	50



Contact your sales rep for any further information

Toll Free: 1-800-561-3164

boshart.com

Rev. 5.2

## 4" - LOWER MOUNT PRESSURE GAUGES



Part No.	Mount Size	Dial Range		Increments	Quantity	
		PSI	kPa		L1	L2
<b>Liquid, Connection: Brass, Case Material: Black Steel, Accuracy: +/- 1.5% Full Scale Value</b>						
<b>Temperature Range: -4°F to 140°F (-20°C to 60°C),</b>						
Ideal for use where vibration or pressure pulsation occurs.						
PG40-15-GNL	No Lead	1/4"	0-15	0-100	0.2 PSI	20
PG40-30-GNL	No Lead	1/4"	0-30	0-200	0.5 PSI	20
PG40-60-GNL	No Lead	1/4"	0-60	0-400	1.0 PSI	20
PG40-100-GNL	No Lead	1/4"	0-100	0-700	1.0 PSI	20
PG40-160-GNL	No Lead	1/4"	0-160	0-1100	2.0 PSI	20
PG40-200-GNL	No Lead	1/4"	0-200	0-1400	2.0 PSI	20
PG40-300-GNL	No Lead	1/4"	0-300	0-2000	5.0 PSI	20
PG40-400-GNL	No Lead	1/4"	0-400	0-2800	5.0 PSI	20
PG40-600-GNL	No Lead	1/4"	0-600	0-4000	10.0 PSI	20
PG40-1000-G		1/4"	0-1000	0-7000	10.0 PSI	20
PG40-1500-G		1/4"	0-1500	0-10000	20.0 PSI	20
PG40-2000-G		1/4"	0-2000	0-14000	20.0 PSI	20
PG40-3000-G		1/4"	0-3000	0-20000	50.0 PSI	20
PG40-5000-G		1/4"	0-5000	0-35000	50.0 PSI	20
PG40-10000-G		1/4"	0-10000	0-70000	100.0 PSI	20

## 4-1/2" - LOWER MOUNT PRESSURE GAUGES

These pressure gauges are general purpose but are not for use with oxygen. These gauges feature an extra large dial face with a re adjustable pointer.

• No Lead Gauges: NSF/ANSI Standard 372 Certified

Dial Size: 4-1/2"

Mount: LM



Part No.	Mount Size	Dial Range		Increments	Quantity	
		PSI	kPa		L1	L2
<b>Dry, Connection: Brass, Case Material: 304 Stainless Steel, Accuracy: +/- 1% Full Scale Value</b>						
<b>Temperature Range: -40°F to 140°F (-40°C to 60°C)</b>						
PG45-15NL	No Lead	1/4"	0-15	0-100	0.2 PSI	20
PG45-30NL	No Lead	1/4"	0-30	0-200	0.5 PSI	20
PG45-60NL	No Lead	1/4"	0-60	0-400	1.0 PSI	20
PG45-100NL	No Lead	1/4"	0-100	0-700	1.0 PSI	20
PG45-160NL	No Lead	1/4"	0-160	0-1100	2.0 PSI	20
PG45-200NL	No Lead	1/4"	0-200	0-1400	2.0 PSI	20
PG45-300NL	No Lead	1/4"	0-300	0-2000	5.0 PSI	20
PG45-400NL	No Lead	1/4"	0-400	0-2800	5.0 PSI	20
PG45-600NL	No Lead	1/4"	0-600	0-4000	10.0 PSI	20
<b>Dry Vacuum, Connection: Brass, Case Material: 304 Stainless Steel, Accuracy: +/- 1% Full Scale Value</b>						
<b>Temperature Range: -40°F to 140°F (-40°C to 60°C)</b>						
PGV45-30		1/4"	30-0Hg		0.5 PSI	20
<b>Dry Vacuum/Pressure, Connection: Brass, Case Material: 304 Stainless Steel, Accuracy: +/- 1% Full Scale Value</b>						
<b>Temperature Range: -40°F to 140°F (-40°C to 60°C)</b>						
PGC45-30-30		1/4"	30Hg-0-30			20
<b>Dry Water Level, Connection: Brass, Case Material: 304 Stainless Steel, Accuracy: 3%-2%-3% Grade B</b>						
PG45-WL		1/4"	0-390 in H2O		0.2 PSI	20







Contact your sales rep for any further information

Toll Free: 1-800-561-3164

boshart.com

## PRESSURE GAUGE ACCESSORIES

These accessories are for pressure gauges.

	Part No.	Size	Description	Quantity	
				L1	L2
	<b>Snubber</b>				
	2-PGA-BS-D	1/4"	For heavy oils - Viscosity range: 50	100	
	2-PGA-BS-E	1/4"	For gasoline, water or light oil - Viscosity range 25	100	
	2-PGA-BS-G	1/4"	For air and other gases - Viscosity Range 15	100	
	<b>Front Flange</b>				
	PG25CBM-FF		For 2-1/2" dial back mount gauges - 3 holes	100	
	PG25CBM-UC		For 2-1/2" dial - u-clamp	100	
	<b>Restrictor Screw</b>				
	2-PG25-RS		For 2- series gauges	100	
	<b>Glycerine</b>				
	PGA-G-1L		For liquid filled gauges	6	
	<b>Steel Pig Tail Syphon</b>				
	PGA-PTS-02		Schedule 40 steel pipe	50	100
	<b>Brass Pig Tail Syphon</b>				
	PGA-PTB-02		Schedule 40 red brass pipe	50	100

## WATER TEST GAUGES

This gauge provides a quick and easy way to test a wide range of pressure systems for leakage. This gauge attaches to hose bibbs, boiler drains and lawn faucets. Often used in conjunction with rubber test caps offering a quick and easy way to fill and drain water used for testing in sewer, drain and waste water systems. The connection swivels to allow for easier installation.

Mount: GHT, Accuracy: 3%-2%-3% Grade B



Part No.	Mount Size	Dial Range PSI	Quantity	
			L1	L2
<b>Water Test, Dial Size: 2-1/2", Temperature Range: -40°F to 140°F (-40°C to 60°C),</b>				
PG25-WTG300	3/4"	0-300	50	
<b>Water Test with Indicator Pointer, Dial Size: 2-1/2", Temperature Range: -40°F to 140°F (-40°C to 60°C),</b> The indicator pointer is ideal for recording the maximum system pressure reached. The pointer can be reset by turning the external knob counter clockwise.				
PG25-WTG200MP	3/4"	0-200	50	
PG25-WTG300MP	3/4"	0-300	50	

Contact your sales rep for any further information

Toll Free: 1-800-561-3164  
boshart.com

Rev. 5.2

## GAS TEST MANIFOLDS

This test gauge package provides a quick and easy means of pressurizing and monitoring a gas system for leakage. Gauges sold separately.



Part No.	Size	Quantity	
		L1	L2
<b>Built in snifter valve.</b>			
PG-GTM	Manifold with Snifter Valve	3/4" FPT	100



<b>Trouble free way to test gas systems.</b>			
PG-GTMC	Manifold	3/4" x 1/4" FPT	16
PG-GTMC-SV	Manifold with Snifter Valve	3/4" x 1/4" FPT	128
			100

## GAS TEST GAUGE WITH MANIFOLD

This test gauge package provides a quick and easy means of pressurizing and monitoring a gas system for leakage. Gauges are included in these packages.



Part No.	Dial Range PSI	Increments	Quantity	
			L1	L2
<b>Gas Test with Malleable Manifold, Dial Size: 2", Case Material: Black Steel, Trouble free way to test gas systems.</b>				
PG-GTMC-15	0-15	0.2 PSI	50	
PG-GTMC-30	0-30	0.5 PSI	50	
PG-GTMC-60	0-60	1.0 PSI	50	



<b>Gas Test with Chrome Plated Manifold, Dial Size: 2", Case Material: Black Steel, Built in snifter valve.</b>				
PG-GT15	0-15	0.2 PSI	50	
PG-GT30	0-30	0.5 PSI	50	
PG-GT100	0-100	1.0 PSI	50	
PG-GT200	0-200	2.0 PSI	50	



<b>Gas Test with Malleable Manifold, Dial Size: 2-1/2", Case Material: Black Steel, Trouble free way to test gas systems.</b>				
PG-GTMC25-15	0-15	0.2 PSI	50	
PG-GTMC25-30	0-30	0.5 PSI	50	
PG-GTMC25-60	0-60	1.0 PSI	50	
PG-GTMC25-100	0-100	1.0 PSI	50	

Contact your sales rep for any further information

Toll Free: 1-800-561-3164

boshart.com

### TRIDICATORS

These tridicators are for general purpose industrial use. They are a combination of a pressure gauge and a thermometer consisting of a bourdon tube and a coiled bi-metal element.

Connection: Brass, Accuracy: Pressure +/- 3% - 2% - 3% Temperature +/- 2%



Part No.	Gauge Type	Mount	Dial Range		Temperature Range	Quantity	
			PSI	kPa		L1	L2

**Dial Size: 2-1/2", Case Material: Red Steel, Connection Size: 1/4"**

TR25-CB1-60/250	Standard	CBM	0-75	0-500	30°F to 250°F (0°C to 120°C)	100	
TR25X1-CB1-60/250	Extended	CBM	0-75	0-500	30°F to 250°F (0°C to 120°C)	75	

**Dial Size: 3", Case Material: Black Steel, Connection Size: 1/2"**

Adjustable indicator included.

TR30-CB2-60/250	Standard	CBM	0-75	0-500	30°F to 250°F (0°C to 120°C)	50	
TR30-CB2S-60/250	Short	CBM	0-75	0-500	30°F to 250°F (0°C to 120°C)	50	
TR30-LM2-60/250	Standard	LM	0-75	0-500	30°F to 250°F (0°C to 120°C)	50	
TR30-LM2-80/290	Standard	LM	0-200	0-1400	80°F to 290°F (26°C to 143°C)	50	

### BI-METAL THERMOMETERS



These are general purpose industrial thermometers. They use a coiled bi-metal element.

Temperature Range: 32°F to 250°F (0°C to 120°C), Maximum Pressure: 87 PSI

Case Material: Aluminum,

Mount: CBM, Accuracy: +/- 2% Working Range

Part No.	Mount Size	Dial Size	Quantity	
			L1	L2

**Connection: Brass**

TW25-CB2-250-25	1/2"	2-1/2"	150	
TW30-CB2-250-25	1/2"	3"	100	

**Connection: Stainless Steel**

TW25-CB2-250-SS25	1/2"	2-1/2"	150	
-------------------	------	--------	-----	--

### THERMOWELL

For use with TW25-CB2-250-25



Part No.	Description	Quantity	
		L1	L2
TW-05/40MM	1/2" MPT	5	100

### HOT WATER THERMOMETERS



These thermometers are general purpose for use with hot water.

Temperature Range: 40°F to 280°F (5°C to 135°C)

Part No.	Gauge Type	Mount Size	Quantity	
			L1	L2

**Connection: Brass, Fill: Red Organic Kerosene**

THW8-A2-280	Angle	1/2"	50	
THW8-S2-280	Straight	1/2"	50	

Contact your sales rep for any further information

Toll Free: 1-800-561-3164  
boshart.com

Rev. 5.2



## ELECTRODES

These electrodes are 2" long and assembled in molded plastic insulating shields. They suspend at desired levels in the well by means of suspension wire. A system ground return circuit is required from the indicated relay terminal to the liquid in order to complete the secondary circuit of relay. Connection should be made directly to uninsulated metal tank, or to metal pipe connected to tank below normal low liquid level. In wells, or insulated tanks, use an extra common electrode extending slightly below the longest operating electrode.

- Operating Temperature up to 150°F (65.6°C)
- Length of Lead Wires up to 900 feet (274.3m)



Part No.	Quantity
	L1   L2
ELS	
ELB	

## FLOATLESS LIQUID LEVEL CONTROL SYSTEMS



These floatless liquid level control systems provide automatic low level cut-off protection for submersible pumps and deep well turbines. They operate from two types of electrodes suspended at desired levels. Permits efficient operation at full capacity and eliminates danger of pumping air or sand.

LH Relay is a pump down control for sewage & sump pump and condensate return systems.

RH Relay is a pump up control for supply pumps on elevated tanks and towers.

DH Relay is a two way control system for pump up or pump down.

Part No.	Switch Feature	Model Number	Voltage	Quantity
				L1   L2
DH-115	Pump Up or Down - Submersible or Open System	1500-G-L1-S8-NI-X	110/120 VAC	
DH-230	Pump Up or Down - Submersible or Open System	1500-G-L2-S8-NI-X	208/240 VAC	
LH-115	Pump Down - Submersible	1500-C-L1-S8-NI-X	110/120 VAC	
LH-230	Pump Down - Submersible	1500-C-L2-S8-NI-X	208/240 VAC	
RH-115	Pump Up - Open System	1500-D-L1-S8-NI-X	110/120 VAC	
RH-230	Pump Up - Open System	1500-D-L2-S8-NI-X	208/240 VAC	

GAUGES/SWITCHES  
PUMP & MOTOR CONTROLS

Contact your sales rep for any further information

**Toll Free: 1-800-561-3164**  
boshart.com

## SMALL WATER PUMP PRESSURE SWITCHES

### Boshart

These standard water pump switches are designed for the control of electrically driven water pumps of all types (Jets, Submersible, Reciprocating, etc.)

- Standard action - contacts open on rising pressure
- NSF/ANSI Standard 372 Certified
- UL Listed
- CSA Approved



Part No.	Pressure Setting	Differential	Pack Type	Quantity	
				L1	L2
<b>Connection: 1/4" FPT</b>					
<b>Standard Duty, Nema 1 - General Purpose</b>					
PS02-2040	20-40 PSI	15-30 PSI	Individual	20	
PS02-3050	30-50 PSI	15-30 PSI	Individual	20	
PS02-4060	40-60 PSI	15-30 PSI	Individual	20	
<b>Connection: 1/4" MPT</b>					
<b>Standard Duty, Nema 1 - General Purpose</b>					
PS02M-3050	30-50 PSI	15-30 PSI	Individual	20	
PS02M-4060	40-60 PSI	15-30 PSI	Individual	20	
<b>Connection: 1/4" Barb</b>					
<b>Standard Duty, Nema 1 - General Purpose</b>					
PS02B-3050	30-50 PSI	15-30 PSI	Individual	20	
<b>Connection: 1/4" FPT</b>					
<b>Low Level Cut Off Switch, Nema 1 - General Purpose</b>					
PS02LP-2040	20-40 PSI	15-30 PSI	Individual	20	
PS02LP-3050	30-50 PSI	15-30 PSI	Individual	20	
PS02LP-4060	40-60 PSI	15-30 PSI	Individual	20	
<b>Connection: 1/4" FPT</b>					
<b>Auto/Manual Off, Nema 1 - General Purpose</b>					
PS02AO-3050	30-50 PSI	15-30 PSI	Individual	20	
PS02AO-4060	40-60 PSI	15-30 PSI	Individual	20	
<b>Connection: 1/4" FPT</b>					
<b>Pulsation Plug, Nema 1 - General Purpose</b>					
PS02P-3050	30-50 PSI	15-30 PSI	Individual	20	
PS02P-4060	40-60 PSI	15-30 PSI	Individual	20	



## PULSATION PLUG

Pulsation plugs reduce passage slowing the water flow in and out of the diaphragm chamber, eliminating rapid pressure fluctuations on the diaphragm. This prevents rapid On - Off cycling which would render the switch inoperable. The pulsation plug is typically used for piston pumps and other types of reciprocating pumps, including plunger and diaphragm pumps. The plug can be field installed into any brand of pressure switch with a 1/4" FPT connection.

Part No.	Description	Quantity	
		L1	L2
PS02-PP	For 1/4" FPT	10	1000



Contact your sales rep for any further information

Toll Free: 1-800-561-3164

boshart.com

Rev. 5.3

## SMALL WATER PUMP PRESSURE SWITCHES

### Telemecanique

Designed for the control of electrically driven water pumps. Diaphragm actuated.

- FSG is the standard water pump switch, suitable for all types of pumps: jets, submersible, reciprocating, etc.
- FYG is designed to meet higher horsepower and pressure requirements.
- FRG is reverse acting: contacts open on falling pressure.

Sample part number: Class 9013, Type FSG2, Pressure Code J20, Form C20



Part No.	Pressure Setting	Differential	Pack Type	Quantity	
				L1	L2



**Connection: 1/4" FPT**  
**Standard Duty, Nema 1 - General Purpose**

9013FSG2J20	20-40 PSI	15-30 PSI	Individual	50	
9013FSG2J20C20	20-40 PSI	15-30 PSI	Bulk	20	
9013FSG2J21	30-50 PSI	15-30 PSI	Individual	50	
9013FSG2J21C20	30-50 PSI	15-30 PSI	Bulk	20	
9013FSG2J24	40-60 PSI	15-30 PSI	Individual	50	
9013FSG2J24C20	40-60 PSI	15-30 PSI	Bulk	20	
9013FSG5J25	60-80 PSI	20-30 PSI	Individual	1	20
9013FSG5J33	50-70 PSI	20-30 PSI	Individual	20	



**Connection: 1/4" MPT**  
**Standard Duty, Nema 1 - General Purpose**

9013FSG9J20	20-40 PSI	15-30 PSI	Individual	1	
9013FSG9J21	30-50 PSI	15-30 PSI	Individual	1	
9013FSG9J24	40-60 PSI	15-30 PSI	Individual	1	



**Connection: 1/4" Barb**  
**Standard Duty, Nema 1 - General Purpose**

9013FSG14J21	30-50 PSI	15-30 PSI	Individual	1	
--------------	-----------	-----------	------------	---	--



**Connection: Mini Barb**  
**Standard Duty, Nema 1 - General Purpose**

9013FSG10J21	30-50 PSI	15-30 PSI	Individual	1	
--------------	-----------	-----------	------------	---	--



**Connection: 1/4" FPT**  
**Medium Duty, Nema 1 - General Purpose**

9013FYG2J20C20	20-40 PSI	20-30 PSI	Bulk	20	
9013FYG2J21	30-50 PSI	20-30 PSI	Individual	1	
9013FYG2J24	40-60 PSI	20-30 PSI	Individual	1	
9013FYG2J25	60-80 PSI	20-30 PSI	Individual	1	
9013FYG2J33	50-70 PSI	20-30 PSI	Individual	1	
9013FYG4J99615	6-15 PSI	6-30 PSI	Individual	1	



**Connection: 1/4" FPT**  
**Medium Duty Low Pressure Cut Off, Nema 1 - General Purpose**

9013FYG2J21M4	30-50 PSI	20-30 PSI	Individual	1	
9013FYG2J24M4	40-60 PSI	20-30 PSI	Individual	1	
9013FYG2J25M4	60-80 PSI	20-30 PSI	Individual	1	



**Connection: 1/4" FPT**  
**Manual Cut Out Lever, Nema 1 - General Purpose**

9013FSG2J20M1	20-40 PSI	15-30 PSI	Individual	40	
9013FSG2J21M1	30-50 PSI	15-30 PSI	Individual	1	40
9013FSG2J24M1	40-60 PSI	15-30 PSI	Individual	40	



**Connection: 1/4" FPT**  
**Low Pressure Cut Off, Nema 1 - General Purpose**

9013FSG2J20M4	20-40 PSI	15-30 PSI	Individual	40	
9013FSG2J21M4	30-50 PSI	15-30 PSI	Individual	40	
9013FSG2J21M4C20	30-50 PSI	15-30 PSI	Bulk	20	
9013FSG2J24M4	40-60 PSI	15-30 PSI	Individual	40	
9013FSG2J24M4C20	40-60 PSI	15-30 PSI	Bulk	20	

Contact your sales rep for any further information

Toll Free: 1-800-561-3164

boshart.com

## SMALL WATER PUMP PRESSURE SWITCHES

Part No.	Pressure Setting	Differential	Pack Type	Quantity	
				L1	L2
<b>Connection: 1/4" FPT Pulsation Plug, Nema 1 - General Purpose</b>					
9013FSG2J20P	20-40 PSI	15-30 PSI	Individual	1	
9013FSG2J21P	30-50 PSI	15-30 PSI	Individual	1	
9013FSG2J21PC20	30-50 PSI	15-30 PSI	Bulk	20	
9013FSG2J24P	40-60 PSI	15-30 PSI	Individual	1	
<b>Connection: 1/4" MPT Pulsation Plug, Nema 1 - General Purpose</b>					
9013FSG9J21P	30-50 PSI	15-30 PSI	Individual		
<b>Connection: 1/4" FPT Reverse Action, Nema 1 - General Purpose</b>					
9013FRG2J22	22-12 PSI	6-20 PSI	Individual	1	
9013FRG2J23	40-20 PSI	15-30 PSI	Individual	1	
9013FRG2J35	50-30 PSI	15-30 PSI	Individual	1	
9013FRG2J996040	60-40 PSI	15-30 PSI	Individual	1	
9013FRG42J36	10-5 PSI	5 PSI	Individual	1	
<b>Connection: 1/4" FPT Reverse Action - Auto On, Nema 1 - General Purpose</b>					
9013FRG2J23M5	40-20 PSI	15-30 PSI	Individual	1	



## COMMERCIAL / LIGHT INDUSTRIAL PRESSURE SWITCHES

### Telemecanique

Class 9013 Type G Pumptrol pressure switches are designed to control electrically driven water pumps and air compressors. These devices cover higher electrical ratings for directly controlling motors in pump and compressor applications.

- Contacts open on pressure rise
- Diaphragm actuated

Sample part number: Class 9013, Type GHG2, Pressure Code J30, Form X

Part No.	Pressure Setting	Differential	Quantity	
			L1	L2
<b>Connection: 1/4" FPT Standard Duty, Nema 1 - General Purpose</b>				
9013GHG2J25	60-80 PSI	20-40 PSI	1	
9013GHG2J30	80-100 PSI	20-40 PSI	1	
9013GHG2J31	90-120 PSI	20-40 PSI	1	
9013GHG2J33	50-70 PSI	20-40 PSI	1	
9013GHG2J53	100-125 PSI	20-40 PSI	1	
9013GHG2J57	120-150 PSI	20-40 PSI	1	
9013GHG2J58	125-150 PSI	20-40 PSI	1	
9013GHG2J62	140-175 PSI	20-40 PSI	1	
9013GHG2J63	145-175 PSI	20-40 PSI	1	
9013GHG5J65	215-250 PSI	25-45 PSI	1	
9013GSG2J20	20-40 PSI	15-30 PSI	1	
9013GSG2J21	30-50 PSI	15-30 PSI	1	
9013GSG2J24	40-60 PSI	15-30 PSI	1	
9013GSG2J25	60-80 PSI	15-30 PSI	1	
<b>Connection: 1/4" FPT Standard Duty, Nema 7&amp;9 - Hazardous Location</b>				
9013GSR2J20	20-40 PSI	20-40 PSI	1	
<b>Connection: 1/4" FPT Two Way Pressure Release Valve, Nema 1 - General Purpose</b>				
9013GHG2J30X	80-100 PSI	20-40 PSI	1	
9013GHG2J63X	145-175 PSI	20-40 PSI	1	
<b>Connection: 1/4" FPT Reverse Action, Nema 1 - General Purpose</b>				
9013GHG2J51R	100-80 PSI	20-40 PSI	1	



GAUGES/SWITCHES  
PUMP & MOTOR CONTROLS

Contact your sales rep for any further information

Toll Free: 1-800-561-3164  
boshart.com

## COMMERCIAL VACUUM SWITCH

### Telemecanique

The 9016GVG1 vacuum switch is a companion to the 9036GG and 9037GG float switches commonly used on vacuum heating pumps. Electrical ratings of float and vacuum switch types are equal.

Sample part number: Class 9016, Type GVG1, Pressure Code J10



Part No.	Pressure Setting	Differential	Pack Type	Quantity	
				L1	L2
<b>Connection: 1/4" FPT</b>					
<b>Nema 1 - General Purpose</b>					
9016GVG1J10	16.5-25 in HG	5-10 PSI	Individual	1	

## SMALL COMPRESSOR PRESSURE SWITCHES

### Telemecanique

Class 9013 Type FHG pressure switches are designed for the control of small electrically driven air compressors.

- Contacts open on pressure rise
- Diaphragm actuated

Sample part number: Class 9013, Type FHG32, Pressure Code J55, Form M1



Part No.	Pressure Setting	Differential	Quantity	
			L1	L2
<b>Connection: 1/4" FPT</b>				
<b>Two Way Pressure Release Valve, Nema 1 - General Purpose</b>				
9013FHG12J52X	OFF-125 PSI	30 PSI	1	
9013FHG12J55X	OFF-150 PSI	30 PSI	1	
9013FHG22J27X	OFF-100 PSI	20 PSI	1	
9013FHG2J27X	OFF-100 PSI	20 PSI	1	
9013FHG32J55X	OFF-150 PSI	30 PSI	1	
9013FHG42J59X	OFF-175 PSI	40 PSI	1	
9013FHG52J59X	OFF-175 PSI	40 PSI	1	



<b>Connection: 1/4" FPT</b>				
<b>Contacts Open on Pressure Rise, Nema 1 - General Purpose</b>				
9013FHG2J27	OFF-100 PSI	20 PSI	1	



<b>Connection: 1/4" FPT</b>				
<b>Manual Cut Out Lever, Nema 1 - General Purpose</b>				
9013FHG32J55M1	OFF-150 PSI	30 PSI	1	

Contact your sales rep for any further information

Toll Free: 1-800-561-3164

boshart.com

Rev. 5.4

## FLOAT SWITCHES FOR CLOSED TANK - FLOAT AND ROD INCLUDED

### Telemecanique



These switches are attached to the tank by means of a 2-1/2" screw-in bushing. An external pointer indicates the float position within the tank when the unit is mounted. Switches come complete with stainless steel float and rod. A Buna N Quad-Ring® seal is used between the float rod and sealing connector.  
Sample part number: Class 9037, Type HG31, Form R

Part No.	Switch Feature	Float	Water Level Change	Quantity	
				L1	L2
<b>Nema 1 - General Purpose</b>					
9037HG30	Contacts Close on Liquid Rise	Left Side - 90° Rod Angle	2" to 8-1/4"	1	
9037HG31	Contacts Close on Liquid Rise	Right Side - 90° Rod Angle	2" to 11-1/2"	1	
<b>Nema 1 - General Purpose</b>					
9037HG31R	Contacts Open on Liquid Rise	Right Side - 90° Rod Angle	2" to 11-1/2"	1	
<b>Nema 1 - General Purpose</b>					
9037HG32	Contacts Close on Liquid Rise	Left Side - 90° Rod Angle	2" to 11-1/2"	1	
9037HG33	Contacts Close on Liquid Rise	Right Side - 45° Rod Angle	2" to 5"	1	
<b>Nema 1 - General Purpose</b>					
9037HG33R	Contacts Open on Liquid Rise	Right Side - 45° Rod Angle	2" to 5"	1	
<b>Nema 1 - General Purpose</b>					
9037HG34	Contacts Close on Liquid Rise	Left Side - 45° Rod Angle	2" to 5"	1	
9037HG35	Contacts Close on Liquid Rise	Right Side - 90° Rod Angle	2" to 5"	1	
9037HG36	Contacts Close on Liquid Rise	Left Side - 90° Rod Angle	2" to 5"	1	
9037HG37	Contacts Close on Liquid Rise	Right Side - 90° Rod Angle	2" to 7"	1	
9037HG38	Contacts Close on Liquid Rise	Left Side - 90° Rod Angle	2" to 7"	1	
<b>Nema 7&amp;9 - Hazardous Location</b>					
9037HR33	Contacts Close on Liquid Rise	Right Side - 45° Rod Angle	2" to 5"	1	
<b>Nema 4 - Watertight</b>					
9037HW33	Contacts Close on Liquid Rise	Right Side - 45° Rod Angle	2" to 5"	1	

## FLOAT SWITCHES FOR CLOSED TANK

### Telemecanique



Build up the switch to meet your exact requirements from the basic switch, float rod, and float groups below. Switch may be assembled in the field to give contacts that open on liquid rise or close on liquid rise. Consult Schneider Electric for use in media with a different specific gravity than water.  
Sample part number: Class 9037, Type EG9

Part No.	Switch Feature	Quantity	
		L1	L2
<b>Nema 1 - General Purpose</b>			
9037EG8	Open/Close on Liquid Rise - Minimum Level Change	1	
9037EG9	Open/Close on Liquid Rise - Maximum Level Change	1	

Contact your sales rep for any further information

**Toll Free: 1-800-561-3164**  
**boshart.com**

## FLOAT SWITCHES FOR OPEN TANK OR SUMP - ADJUSTABLE THROW

### Telemecanique



These switches are for open tank or sump applications and they feature an adjustable throw.  
Sample part number: Class 9036, Type GG2, Form R

Part No.	Switch Feature	Quantity	
		L1	L2
<b>Nema 1 - General Purpose</b>			
9036GG2	Contacts Close on Liquid Rise	1	
9036GG2R	Contacts Open on Liquid Rise	1	

## FLOAT SWITCHES FOR OPEN TANK OR SUMP

### Telemecanique



These switches are for open tank or sump applications.  
Sample part number: Class 9036, Type DR31

Part No.	Switch Feature	Quantity	
		L1	L2
<b>Temperature Range: -22°F to 220°F (-30°C to 105°C), Nema 1 - General Purpose</b>			
9036DG2	Contacts Close on Liquid Rise	1	
9036DG2R	Contacts Open on Liquid Rise	1	
9036DR31	Contacts Close on Liquid Rise	1	
9036DW31	Contacts Close on Liquid Rise	1	

## MECHANICAL ALTERNATORS - CLOSED TANK

### Telemecanique



Flange mounted with bushing for control of liquid level within a closed tank. Build up the switch to meet your requirements from the basic switch, rod kit, and float kit groups below. Type C switches are attached to the tank by means of a 2-1/2 in. screw-in bushing. An external pointer indicates the float position within the tank when the unit is mounted. Switches come complete with screw-in connector, stainless steel float and rod.  
Sample part number: Class 9038, Type CG, Pressure Code 32

Part No.	Float	Connection	Enclosure Type	Water Level Change	Quantity	
					L1	L2
9038CG31	Right Side	MPT	Nema 1 - General Purpose	6-1/2" to 13"	1	
9038CG32	Left Float	MPT	Nema 1 - General Purpose	6-1/2" to 13"	1	
9038CG36	Left Float	MPT	Nema 1 - General Purpose	4-3/4" to 9-1/4"	1	

Contact your sales rep for any further information

Toll Free: 1-800-561-3164  
boshart.com

Rev. 5.4



## MECHANICAL ALTERNATORS - OPEN TANK

### Telemecanique



Alternators are designed to provide motor alternation in the operation of two motors.  
Sample part number: Class 9038, Type AG1

Part No.	Switch Feature	Enclosure Type	Quantity	
			L1	L2
9038AG1	Float Operated Alternator	Nema 1 - General Purpose	1	
9038AG1N5	Float Operated Alternator - High Water Alarm Circuit	Nema 1 - General Purpose	1	
9038AW1	Float Operated Alternator	Nema 4 - Watertight	1	

## TELEMECANIQUE ACCESSORIES

These accessories are for Telemecanique switches.

Part No.	Description	Quantity	
		L1	L2
1530S6G1	Pulsation Plug		50
9049A6	Float Kit - 9036 Series - 7" Tapped at top 304 S.S. Float, 5' Brass Rod, 2 Stops		1
9049A6A	Float Kit - 9036 Series - 7" Tapped at top 304 S.S. Float, 5' Alum Rod, 2 Stops		1
9049A6C	Float Kit - 9036 Series - 7" Center hole 304 S.S. Float, 5' Brass Rod, 2 Stops		1
9049A6CS	Float Kit - 9036 Series - 7" Center hole 304 S.S. Float, 5' S.S. Rod, 2 S.S. Stops		1
9049AF1	Replacement Float - 7" Center hole 304 S.S.		1
9049EF1	Replacement Float - 9013EG Series - 304 S.S.		1
9049ER1	1-3/4" S.S. Rod - 9037EG Series		1
9049ER12	12-1/4" S.S. Rod - 9037EG Series		1
9049ER2	2-1/2" S.S. Rod - 9037EG Series		1
9049ER3	3-1/4" S.S. Rod - 9037EG Series		1
9049ER5	5-1/4" S.S. Rod - 9037EG Series		1
9049ER7	7-1/4" S.S. Rod - 9037EG Series		1
9049HF3	304 S.S. Float - 9037H & 9038C Series		1
9049HF4	316 S.S. Float - 9037H & 9038C Series		1
9049T1	Rod and Connector - 9036 Series - 30" Brass		1
9049T1S	Rod and Connector - 9036 Series - 30" Stainless Steel		1
9049UMS1	Mounting Bracket - 9038A Series		1
9998PC208	Diaphragm Assembly - 9013GHG & 9013GSG Series		1
9998PC241	Contact Kit - 9013FSG Series		1
9998PC242	Contact Kit - 9036D, 9013FYG & 9013FHG Series		1

## PRESSURE SWITCH INDICATOR LIGHT

This pump light can be used with two or three wire motors in either 115 volt or 230 volt applications. It is easy to install at the pressure switch, where it is used to indicate that the pump is running or at the control box, where it is used to indicate that current is available to the submersible pump.

Part No.	Quantity	
	L1	L2
FSG-PL	12	



GAUGES/SWITCHES  
PUMP & MOTOR CONTROLS

Contact your sales rep for any further information

**Toll Free: 1-800-561-3164**  
**boshart.com**

## AIR SYSTEM SWITCHES

### Hubbell

Designed to be the most adaptable switch on the market, the 69J offers the user the flexibility to build the pressure switch around the compressor—not the other way around. The unloader can be mounted on the front or either side, and can be rotated to any of eight different positions allowing for quicker assembly and shorter tubing. Bottom cable entry is also available with unique built-in clamping strain relief for even quicker assembly. With thousands of variations right off the production line, the 69J provides maximum flexibility at minimum cost.



Part No.	Pressure Setting	Differential	Quantity	
			L1	L2
<b>Connection: 1/4" FPT Standard Duty</b>				
69JF6	80-100 PSI	15-25 PSI	56	
69JF7	95-125 PSI	25-33 PSI	56	
69JF8	115-150 PSI	25-38 PSI	56	
69JG6	80-100 PSI	15-25 PSI	56	
69JG7	95-125 PSI	25-33 PSI	56	
69JG8	115-150 PSI	25-38 PSI	56	



<b>Connection: 1/4" FPT Lever</b>				
69JF6L	80-100 PSI	15-25 PSI	24	
69JF7L	95-125 PSI	25-33 PSI	24	
69JF8L	115-150 PSI	25-38 PSI	24	
69JG7L	95-125 PSI	25-33 PSI	24	
69JG8L	115-150 PSI	25-38 PSI	24	



<b>Connection: 1/4" FPT Lever &amp; Unloader Valve</b>				
69JF6LY	80-100 PSI	15-25 PSI	24	
69JF7LY	95-125 PSI	25-33 PSI	24	
69JF8LY	115-150 PSI	25-38 PSI	24	
69JG7LY	95-125 PSI	25-33 PSI	24	
69JG8LY	115-150 PSI	25-38 PSI	24	




<b>Connection: 1/4" FPT Unloader Valve</b>				
69JF6Y	80-100 PSI	15-25 PSI	44	
69JF7Y	95-125 PSI	25-33 PSI	44	
69JF8Y	115-150 PSI	25-38 PSI	44	
69JG6Y	80-100 PSI	15-25 PSI	44	
69JG7Y	95-125 PSI	25-33 PSI	44	
69JG8Y	115-150 PSI	25-38 PSI	44	

## HEAVY DUTY AIR SYSTEM SWITCHES

### Hubbell

The rugged 69H pressure switch is designed for the demanding requirements of larger, heavy duty commercial compressors (up to 250 psi). Sturdy painted steel case and cover resists the harsh conditions encountered in industrial applications. An unloader valve is also available on the 69H.



Part No.	Pressure Setting	Differential	Quantity	
			L1	L2
<b>Connection: 3/8" FPT Standard Duty</b>				
69HA1Z115150	115-150 PSI	35-60 PSI	22	
69HA2Z100125	100-125 PSI	20-35 PSI	22	
<b>Connection: 3/8" FPT Unloader Valve</b>				
69HAU1Z115150	115-150 PSI	35-60 PSI	22	
69HAU2Z100125	100-125 PSI	20-35 PSI	22	
69HAU3Z3040	30-40 PSI	7-15 PSI	12	
69HBU1Z115150	115-150 PSI	35-60 PSI	22	

Contact your sales rep for any further information

Toll Free: 1-800-561-3164  
boshart.com

## HEAVY DUTY WATER SYSTEM SWITCHES

### Hubbell

These pressure switches provide time tested, reliable control for automatic water systems. The switch is universally accepted for use as original equipment on water well pumps or pumping systems. Its simple design makes it easy to use for professionals and non-professionals alike.



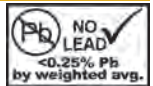
Part No.	Pressure Setting	Quantity	
		L1	L2
<b>Connection: 1/4" FPT Heavy Duty, Nema 3R - Rainproof</b>			
69WB5WZ3050	30-50 PSI		56
69WB5WZ4060	40-60 PSI		56
<b>Connection: 1/4" FPT Heavy Duty, Nema 1 - General Purpose</b>			
69WB2Z37	3-7 PSI		56
69WB3Z510	5-10 PSI		56
69WB5Z3050	30-50 PSI		56
<b>Connection: 1/4" FPT Low Pressure, Nema 1 - General Purpose</b>			
69WECZ3050	30-50 PSI		56
69WFCZ2040	20-40 PSI		56



## WATER/AIR SYSTEM SWITCHES

### Hubbell

These pressure switches provide time tested, reliable control for automatic water systems. The switch is universally accepted for use as original equipment on water well pumps or pumping systems. Its simple design makes it easy to use for professionals and non-professionals alike.



Part No.	Pressure Setting	Quantity	
		L1	L2
<b>Connection: 1/4" FPT Reverse Action, Nema 1 - General Purpose</b>			
69WR2Z73	7-3 PSI		56
69WR3Z105	10-5 PSI		56
69WR5Z5030	50-30 PSI		56
69WR6Z10075	100-75 PSI		56
69WR7Z12595	125-95 PSI		56
<b>Connection: 1/4" FPT Reverse Action - Auto Off, Nema 1 - General Purpose</b>			
69WR5LZ5030	50-30 PSI		44
<b>Connection: 1/4" FPT Guard-It, Nema 1 - General Purpose</b>			
69WC7Z12	12 PSI		56
<b>Connection: 1/4" FPT Hi-Guard, Nema 1 - General Purpose</b>			
69WH6Z80	80 PSI		56



Contact your sales rep for any further information

Toll Free: 1-800-561-3164

boshart.com

## WATER SYSTEM SWITCHES

### Hubbell

These pressure switches answer the professional installer's need for rugged, reliable control with no cutting corners on quality. Built for direct use on all types of pumps up to 5 HP and for use in the control circuit of a magnetic starter for larger pumps. The features of PRO CONTROL make it standard equipment on some of the world's finest pumps.



Part No.	Pressure Setting	Quantity	
		L1	L2
<b>Connection: 1/4" FPT Standard Duty, Nema 1 - General Purpose</b>			
69ES1Z3050	30-50 PSI		44
69ES1Z4060	40-60 PSI		44

## PRESSURE SENSORS



These pressure sensors provide a high degree of accuracy for controlling water pressure in constant pressure pumping applications. They help to optimize motor efficiency and reduce the energy consumption of pumps. The response time is <2 ms and the accuracy is +/- 0.3% of measuring range.

• UL & CSA Listed

Temperature Range: 32°F to 176°F (0°C to 80°C),

Part No.	Pressure Range	Quantity	
		L1	L2
<b>Connection: 1/4" MPT, Voltage: 4-20 mA</b>			
90-XMLK100P2D23	0-100 PSI		1
90-XMLK150P2D23	0-150 PSI		1
90-XMLK200P2D23	0-200 PSI		1
90-XMLK300P2D23	0-300 PSI		1
<b>Connection: 1/4" MPT, Voltage: 0-10 V</b>			
90-XMLK150P2D73	0-150 PSI		1

## PRESSURE SENSOR CONNECTORS

Connectors for pressure sensors with a M12 connection.



Part No.	Description	Quantity	
		L1	L2
<b>Screw Terminal Connector</b>			
90-XZCC12FCM40B	Elbow		1
<b>Straight Pre-Wired Connector</b>			
90-XZCP1141L2	2 m (6.56')		1
90-XZCP1141L5	5 m (16.4')		1
90-XZCP1141L10	10 m (32.8')		1
<b>Elbow Pre-Wired Connection</b>			
90-XZCP1241L2	2 m (6.56')		1
90-XZCP1241L5	5 m (16.4')		1
90-XZCP1241L10	10 m (32.8')		1

Contact your sales rep for any further information

Toll Free: 1-800-561-3164

boshart.com

Rev. 5.2

# RELIEF & FLOAT VALVES, AIR VOLUME & FLOW CONTROLS

Variety of products to protect your systems from pressure build up  
and ensure longevity



**INDEX**

<b>Product Line</b>	<b>Page</b>
Relief Valves	1
Snifter & Tank Valves	2
Bleeder Orifices	2
Float Valves	3
Float Plug Adapters	3
Float Rods	4
Floats	4
Non-Repairable Air Volume Controls	5
Repairable Air Volume Controls	6
AVC Installation Kit	6
Well Air Volume Controls	7
Flow Controls	8

## RELIEF VALVES

Boshart's relief valves are recommended for all cold water system installations to protect against damage to piping and pressure tanks. Field adjustments are not recommended for these relief valves. Any changes made to the pre-set pressure is entirely at the risk of the person(s) / company who make the adjustment. Relief valves must be installed so that they drain to a floor drain, sump or other safe location with an air break. If an outlet pipe is used then it must be at least the same diameter as the relief valve outlet.

Spring Material: Stainless Steel,



Part No.	Size	Inlet Connection	Outlet Connection	Factory Pre-Set	Quantity	
					L1	L2

**Brass, Temperature Range: Up to 140°F (60°C), Accuracy: +/- 15%**



RVNB05-075NL	1/2"	MPT	FPT	75 PSI	10	100
RVNB07-075NL	3/4" x 1/2"	MPT	FPT	75 PSI	10	100

**Brass, Temperature Range: Up to 140°F (60°C), Accuracy: +/- 15%**

• NSF/ANSI Standard 372 Certified



RVNB05-100NL	1/2"	MPT	FPT	100 PSI	10	100
RVNB07-100NL	3/4" x 1/2"	MPT	FPT	100 PSI	10	100

**Cast Brass, Temperature Range: Up to 140°F (60°C), Accuracy: +/- 15%**

• NSF/ANSI Standard 372 Certified



RVHD05NL	1/2"	MPT	FPT	75 PSI	50	
RVHD07NL	3/4"	MPT	FPT	75 PSI	25	
RVHD10NL	1" x 3/4"	MPT	FPT	75 PSI	20	

**Cast Brass, Temperature Range: Up to 140°F (60°C), Accuracy: +/- 15%**

• NSF/ANSI Standard 372 Certified



RVHD12NL	1-1/4"	MPT	FPT	65 PSI	10	
RVHD15NL	1-1/2"	FPT	FPT	65 PSI		
RVHD20NL	2"	FPT	FPT	65 PSI		

**304 Stainless Steel, Accuracy: +/- 15%**

• NSF/ANSI Standard 372 Certified



SSRVN05-075	1/2"	MPT	FPT	75 PSI	10	100
SSRVN07-075	3/4" x 1/2"	MPT	FPT	75 PSI	10	100

**304 Stainless Steel, Accuracy: +/- 15%**

• NSF/ANSI Standard 372 Certified



SSRVN05-100	1/2"	MPT	FPT	100 PSI	10	100
SSRVN07-100	3/4" x 1/2"	MPT	FPT	100 PSI	10	100

**PVC, Accuracy: +/- 15%**

• Adjustable to 150 PSI



PVCRVN05-75150	1/2"	MPT	FPT	75 PSI	20	120
----------------	------	-----	-----	--------	----	-----

Contact your sales rep for any further information


Toll Free: 1-800-561-3164

boshart.com

## SNIFTER & TANK VALVES

The valves with a light 3 PSI or no-spring are typically used in bleeder systems, they allow air to be drawn into the water line to charge a hydro-pneumatic pressure tank. The SV-1NL with heavy 60 PSI spring is a general purpose air valve, commonly used to add air to a pressure tank using a air compressor.

- NSF/ANSI Standard 372 Certified
- SV-0-NCS & SV-1-NCS Opening Pressure is 0 PSI



Part No.	Size	Design	Quantity	
			L1	L2
<b>MPT, Temperature Range: -10°F to 165°F (-23°C to 73.9°C), Opening Pressure: 3 PSI, Pressure Range: 15-150 PSI</b>				
SV-0-NCS	1/8"	Springless	10	100
SV-0-SC-VC	1/8"	Light Spring	10	100
SV-0NL	1/8"	Light Spring - Soft Core	10	100
SV-1-NCS	1/4"	Springless	10	100
SV-1-SC-VC	1/4"	Light Spring - Soft Core	10	100
<b>MPT, Temperature Range: -22°F to 275°F (-30°C to 135°C), Opening Pressure: 60 PSI, Pressure Range: 0-200 PSI</b>				
SV-1NL	1/4"	Standard	10	100



## SNIFTER VALVE CAPS


These caps are for snifter valves.

Part No.	Description	Quantity	
		L1	L2
SV-CAP	Black flexible plastic cap (no sealing gasket)	10	100
SV-CAP-M	Chrome plated steel cap with rubber seal & valve core driver feature		2000



## BLEEDER ORIFICES

Bleeder orifices allow for water to be easily drained from submersible pump applications.



Part No.	Size	Quantity		Part No.	Size	Quantity	
		L1	L2			L1	L2
<b>Brass, MPT</b>				<b>Rubber, MPT</b>			
Rapid opening and closing, complete closure preventing loss of pumping volume.				Fast bleed through its large opening.			
BOB07NL	3/4"	48	384	BOR10	1"	40	600



Contact your sales rep for any further information

Toll Free: 1-800-561-3164


boshart.com

Rev. 5.3



## FLOAT VALVES

The most common use of a float valve is to control the filling of livestock water tanks and water tower cooling tanks as well as many other automatic tank filling applications.



Part No.	Inlet Size	Inlet Connection	Outlet Size	Outlet Connection	Rod Connection	Quantity	
						L1	L2



**Brass, Temperature Range: Up to 180°F (82°C), Maximum Pressure: 125 PSI**  
 SMT connection is straight male thread with a gasket and nut  
 • NSF/ANSI Standard 372 Certified

28-BFV-03NL	3/8"	MPT	3/8"	MPT	1/4" - 20 SAE	10	100
28-BFV-05NL	1/2"	MPT	1/2"	MPT	1/4" - 20 SAE	10	100
28-BFV-07NL	3/4"	MPT	3/4"	MPT	1/4" - 20 SAE	10	80
28-BFV-10NL	1"	MPT	1"	MPT	1/4" - 20 SAE	10	40
28-BFV-12NL	1-1/4"	FPT		Faucet	3/8" - 16 SAE	20	
28-BFV-15NL	1-1/2"	FPT		Faucet	3/8" - 16 SAE	20	
28-BFV-20NL	2"	FPT		Faucet	3/8" - 16 SAE	20	
28-BHFV-05NL	1/2" or 3/8"	SMT or FPT	1/2"	MPT	1/4" - 20 SAE	10	100
28-BHFV-07NL	3/4" or 1/2"	SMT or FPT	3/4"	MPT	1/4" - 20 SAE	10	80



**PVC, Maximum Pressure: 100 PSI**

28-PFV-05	1/2"	MPT	1/2"	MPT	1/4" - 20 SAE	24	192
28-PFV-07	3/4"	MPT	3/4"	MPT	1/4" - 20 SAE	12	144
28-PFV-10	1"	MPT	1"	MPT	1/4" - 20 SAE	10	80
28-PFV-12	1-1/4"	MPT	1-1/4"	MPT	3/8" - 16 SAE	28	
28-PFV-15	1-1/2"	MPT	1-1/2"	MPT	3/8" - 16 SAE	28	

## FLOAT VALVE PARTS

These are replacement parts for float valves.

Part No.	Description	Quantity	
		L1	L2



### Lever Assembly

28-BFVP-LA0310	For 3/8" to 1" float valve	100	
28-BFVP-LA1220	For 1-1/4" to 2" float valve	50	



### Plunger Assembly

28-BFVP-PA0305	For 3/8" to 1/2" float valve	100	
28-BFVP-PA07	For 3/4" float valve	60	
28-BFVP-PA10	For 1" float valve	300	
28-BFVP-PA1220	For 1-1/4" to 2" float valve	20	



### Replacement Seal Kit

28-BFVP-SK0305	For 3/8" to 1/2" float valve	50	
28-BFVP-SK07	For 3/4" float valve	100	
28-BFVP-SK10	For 1" float valve	100	
28-BFVP-SK1220	For 1-1/4" to 2" float valve	100	

## FLOAT PLUG ADAPTERS

These float plug adapters are used to connect two different types of threads together or where the float rod is a different connection than the float valve requires.

Part No.	Size	Connection Type	Description	Quantity	
				L1	L2



### Brass


28-BFVA-R434-0	1/4" x 3/8"	Female UNC x MPT	Connects 3/8" thru 1" valve to 8" float		
28-BFVA-R434-11	3/8"	Female UNC x MPT	Connects 1-1/4" thru 2" valve to 8" float		
28-BFVA-R435-5	3/8" x 1/4"	Male UNC x Female UNC	Connects 1-1/4" thru 2" valve to 6" or smaller float		

Contact your sales rep for any further information

Toll Free: 1-800-561-3164  
 boshart.com

### FLOAT RODS

Float rods are used for connecting the float to the float valve.




Part No.	Size	Thread	Length	Quantity	
				L1	L2
<b>Stainless Steel,</b> Use to connect 3/8" thru 1" float valves with float balls up to and including 6" diameter.					
28-BFVRSS-045	1/4"	Male UNC	4-1/2"	500	
28-BFVRSS-06	1/4"	Male UNC	6"	500	
28-BFVRSS-08	1/4"	Male UNC	8"	400	
28-BFVRSS-10	1/4"	Male UNC	10"	250	
28-BFVRSS-12	1/4"	Male UNC	12"	200	
<b>Stainless Steel,</b> Use to connect 3/8" thru 1" float valves with 8" or larger float balls, or 1-1/4" thru 2" float valves with float balls up to and including 6" diameter.					
28-BFVRSS3814-10	3/8" x 1/4"	Male UNC x Male UNC	10"	100	
28-BFVRSS3814-12	3/8" x 1/4"	Male UNC x Male UNC	12"	100	
28-BFVRSS3814-14	3/8" x 1/4"	Male UNC x Male UNC	14"	100	
28-BFVRSS3814-16	3/8" x 1/4"	Male UNC x Male UNC	16"	100	
<b>Stainless Steel,</b> Use to connect 1-1/4" thru 2" float valves with 8" diameter and larger float balls.					
28-BFVRSS38-10	3/8"	Male UNC	10"	100	
28-BFVRSS38-12	3/8"	Male UNC	12"	100	
28-BFVRSS38-14	3/8"	Male UNC	14"	100	
28-BFVRSS38-16	3/8"	Male UNC	16"	100	

### FLOATS

It is not recommended to use less than an 8" diameter float with 1-1/4" to 2" valves. Due to a lack of buoyancy - 6" & smaller floats can be used where inlet pressure is very low.

Part No.	Float Diameter	Size	Thread	Bouyancy Lb/CU.FT	Quantity	
					L1	L2
<b>Copper,</b> • For open tank service only						
28-BFVF-C3	3"	1/4"	Female UNC	0.34		
28-BFVF-C4	4"	1/4"	Female UNC	0.80		
28-BFVF-C5	5"	1/4"	Female UNC	1.73		
28-BFVF-C6	6"	1/4"	Female UNC	3.26		
28-BFVF-C8	8"	3/8"	Female UNC	8.03		
<b>Polypropylene, Temperature Range: Up to 175°F (79°C),</b> • NSF/ANSI Standard 372 Certified • For open tank service only • Corrosion resistant • Float rod connection is not factory threaded, the smooth hole is designed for easy self-tapping by threading the metal float rod into the blind hole						
28-BFVF-P5	5"	1/4"	UNC (Self-tapping)	1.20		
28-BFVF-P6	6"	1/4"	UNC (Self-tapping)	3.40		
28-BFVF-P8	8"	1/4"	UNC (Self-tapping)	8.40		



Contact your sales rep for any further information

Toll Free: 1-800-561-3164

boshart.com

Rev. 5.3

## FLOATS

Part No.	Float Diameter	Size	Thread	Bouyancy Lb/CU.FT	Quantity	
					L1	L2



**Polyethylene, Temperature Range: Up to 150°F (66°C),**

- Excellent corrosive resistance, good impact & abrasive resistance
- 4.5" to 6": Float rod connection is not factory threaded, the smooth hole is designed for easy self-tapping by threading the metal float rod into the blind hole
- 8" to 10": Floats have a threaded brass insert rod connection
- Not to be used in applications where they are fully submersed




28-BFVF-PL10	10"	3/8"	Female UNC		30
28-BFVF-PL4.5	5"	1/4"	UNC (Self-tapping)		400
28-BFVF-PL5	5"	1/4"	UNC (Self-tapping)		200
28-BFVF-PL6	6"	1/4"	UNC (Self-tapping)		100
28-BFVF-PL8	8"	3/8"	Female UNC		50



**304 Stainless Steel,**

- Suitable for use in corrosive fluids where high pressure or extreme temperature may exist



28-BFVF-S3	3"	1/4"	Female UNC	0.21	
28-BFVF-S4	4"	1/4"	Female UNC	0.65	
28-BFVF-S5	5"	1/4"	Female UNC	1.55	
28-BFVF-S6	6"	1/4"	Female UNC	2.15	
28-BFVF-S8	8"	3/8"	Female UNC	6.50	

## NON-REPAIRABLE AIR VOLUME CONTROLS

These non-repairable air volume controls prolong the pump life by reducing cycling frequency.

- NSF/ANSI Standard 372 Certified

Primary Material: Zinc Plated Steel, Maximum Pressure: 100 PSI



Part No.	Tank Connection	Pump Connection	Maximum Tank Size	Quantity	
				L1	L2



**Boshart**

AVC45	1/4" MPT	1/4" Male Comp Thread	42 gal		20
AVC100	3/8" MPT	1/4" Male Comp Thread	120 gal		20



**Brady**

AV45F	1/4" MPT	1/8" FPT	70 gal		
AV45	1/4" MPT	1/4" Male Comp Thread	70 gal		
AV100F	3/8" MPT	1/8" FPT	120 gal		
AV100	3/8" MPT	1/4" Male Comp Thread	120 gal		

Contact your sales rep for any further information

Toll Free: 1-800-561-3164

boshart.com

## REPAIRABLE AIR VOLUME CONTROLS

Repairable air volume controls reduce cycling frequency and can be used on jet, centrifugal & rotary pumps.  
Primary Material: Zinc-die Cast, Maximum Pressure: 100 PSI



Part No.	Tank Connection	Pump Connection	Maximum Tank Size	Quantity	
				L1	L2
<b>Brady</b>					
AV30	1/4" FPT	7/16" - 24 THD	42 gal		
AV42	1/4" FPT	1/4" FPT	70 gal		
AV80	1/4" FPT	1/4" FPT	120 gal		
AV120	1/4" FPT	1/4" FPT	220 gal		

## AIR VOLUME CONTROL REPAIR KITS

These are for the repairable air volume controls. Each kit includes a diaphragm, springs, screws, nuts, ball and seal which are needed for a quick and simple repair job.



Part No.	Description	Quantity	
		L1	L2
AV-30-3A	For AV30		
AV-42-3A	For AV42		
AV-80-3A	For AV80		
AV-120-3A	For AV120		

## AVC INSTALLATION KIT

A fitting attaches to suction side of pump for air volume control use and to pressure side of pump for pressure switch use or the second fitting attaches to pump side of AV42, AV80 and AV120 air volume controls for air volume control use. For pressure switch installation, it attaches to pressure switch and pressure side of pump.

Part No.	Includes:	Quantity	
		L1	L2
AVC-UK1	(2) Fitting No. 75-1/8 1/4" Barb x 1/8" MPT Plastic Fitting (2) Fitting No. 75-1/4 1/4" Barb x 1/4" MPT 90 Elbow Plastic Fitting (1) Fitting No. 78E 1/4" Barb x 7/16" Compression Elbow Plastic Fitting (1) 4' of Polyethylene Tubing 1/4" I.D. x 3/8" O.D.		

## WELL AIR VOLUME CONTROLS

All housings are tapped for use with a 1/4" FPT gauge.  
Maximum Pressure: 100 PSI



Part No.	Brand	Housing	Tank Connection	Pressure Range	Quantity	
					L1	L2
<b>Deep Well Adjustable Air Release</b>						
• Air release valve factory set at 25 PSI						
AVC-AE10	Boshart	Plastic	1-1/4" MPT	0-40 PSI	50	
<b>Deep Well Adjustable Air Release</b>						
• Air release valve factory set at 25 PSI						
• NSF/ANSI Standard 372 Certified						
AVC-DW-AR	Boshart	Zinc die-cast	1-1/4" MPT	0-40 PSI	50	
<b>Deep Well Air Release</b>						
• NSF/ANSI Standard 372 Certified						
AVC-DWP	Boshart	Plastic	1-1/4" MPT		50	
<b>Shallow Well Control</b>						
• 48" of 1/4" poly tubing & brass mini barb adapters included						
• NSF/ANSI Standard 372 Certified						
AVC-L	Ametek	Zinc die-cast	1-1/4" MPT			20
<b>Deep Well Air Release</b>						
• NSF/ANSI Standard 372 Certified						
AVC-PENN-WJ	PENN	Plastic	1-1/4" MPT		50	
<b>Shallow Well Control</b>						
• 48" of 1/4" poly tubing & brass mini barb adapters included						
• NSF/ANSI Standard 372 Certified						
AVC-SW	Boshart	Zinc die-cast	1-1/4" MPT		50	
<b>Deep Well Adjustable Air Release</b>						
• Air release valve factory set at 25 PSI						
• NSF/ANSI Standard 372 Certified						
AVC-WJ	Ametek	Zinc die-cast	1-1/4" MPT	0-40 PSI		20

Contact your sales rep for any further information

Toll Free: 1-800-561-3164  
boshart.com

## FLOMATIC FLOW CONTROLS

The Flomatic® Flo-Trol® CD900 automatic flow control valves are designed to give constant flow over a wide pressure ranges. The valve design has no moving part; rather a self-cleaning flexible orifice that varies in size with applied pressure so that a constant flow rate is maintained. See tech sheet for various applications.



- 3" MPT models (CDK series) are available by special order. Contact sales for details.

• NSF/ANSI 61 & 372

• Flow rates are +/- 15% between 15 and 125 psi (1 to 6 bar)

Temperature Range: Up to 180°F (82°C)

Part No. Flow Quantity  
L1 L2

Part No. Flow Quantity  
L1 L2

### 3/8" FPT

Stainless Steel, Hex: 0.875", Overall Length: 1.75"



CDA.19	0.19 GPM
CDA.25	0.25 GPM
CDA.50	0.5 GPM
CDA.75	0.75 GPM
CDA1.0	1 GPM

### 1/2" FPT

Stainless Steel, Hex: 1.000", Overall Length: 2.00"



CDB1.0	1 GPM
CDB1.5	1.5 GPM
CDB2.0	2 GPM
CDB2.5	2.5 GPM
CDB3.0	3 GPM
CDB3.5	3.5 GPM
CDB4.0	4 GPM
CDB5.0	5 GPM
CDB6.0	6 GPM

### 3/4" FPT

Stainless Steel, Hex: 1.250", Overall Length: 2.25"



CDC1.0	1 GPM
CDC1.5	1.5 GPM
CDC2.0	2 GPM
CDC2.5	2.5 GPM
CDC3.0	3 GPM
CDC3.5	3.5 GPM
CDC4.0	4 GPM
CDC4.5	4.5 GPM
CDC5.0	5 GPM
CDC6.0	6 GPM
CDC7.0	7 GPM
CDC8.0	8 GPM
CDC9.0	9 GPM
CDC10	10 GPM

CDC11.5 11.5 GPM

### 3/4" MPT x FPT

Stainless Steel, Hex: 1.250", Overall Length: 1.50"



CDY1.0	1 GPM
CDY1.5	1.5 GPM
CDY2.0	2 GPM
CDY2.5	2.5 GPM
CDY3.0	3 GPM
CDY4.0	4 GPM
CDY5.0	5 GPM
CDY6.0	6 GPM
CDY7.0	7 GPM
CDY8.0	8 GPM
CDY9.0	9 GPM
CDY10	10 GPM
CDY11.5	11.5 GPM

### 1" FPT

Stainless Steel, Hex: 1.500", Overall Length: 2.75"



CDX1.0	1 GPM
CDX1.5	1.5 GPM
CDX2.0	2 GPM
CDX2.5	2.5 GPM
CDX3.0	3 GPM
CDX3.5	3.5 GPM
CDX4.0	4 GPM
CDX4.5	4.5 GPM
CDX5.0	5 GPM
CDX6.0	6 GPM
CDX7.0	7 GPM
CDX8.0	8 GPM
CDX9.0	9 GPM
CDX10	10 GPM
CDX12	12 GPM
CDX15	15 GPM
CDX20	20 GPM
CDX25	25 GPM
CDX30	30 GPM

Contact your sales rep for any further information

Toll Free: 1-800-561-3164  
boshart.com

## FLOMATIC FLOW CONTROLS

Part No.      Flow      Quantity  
                                 L1   L2

Part No.      Flow      Quantity  
                                 L1   L2

**1-1/4" MPT**

Stainless Steel, OD: 1.66" , Overall Length: 3.00"



CDP1.0	1 GPM
CDP1.5	1.5 GPM
CDP2.0	2 GPM
CDP2.5	2.5 GPM
CDP3.0	3 GPM
CDP3.5	3.5 GPM
CDP4.0	4 GPM
CDP5.0	5 GPM
CDP6.0	6 GPM
CDP7.0	7 GPM
CDP8.0	8 GPM
CDP9.0	9 GPM
CDP10	10 GPM
CDP12	12 GPM
CDP15	15 GPM
CDP20	20 GPM
CDP25	25 GPM
CDP30	30 GPM

**1-1/2" MPT**

Stainless Steel, OD: 1.90" , Overall Length: 3.00"



CDT9.0	9 GPM
CDT10	10 GPM
CDT12	12 GPM
CDT15	15 GPM
CDT20	20 GPM
CDT25	25 GPM
CDT30	30 GPM

**2" MPT**

Stainless Steel, OD: 2.375" , Overall Length: 3.00"



CDF9.0	9 GPM
CDF10	10 GPM
CDF12	12 GPM
CDF15	15 GPM
CDF17	17 GPM
CDF20	20 GPM
CDF25	25 GPM
CDF30	30 GPM

Contact your sales rep for any further information

**Toll Free: 1-800-561-3164**

**boshart.com**



Contact your sales rep for any further information  
Toll Free: 1-800-561-3164  
[boshart.com](http://boshart.com)



# TANK TEES & PACKAGES

Multi-port tees attach pressure tanks to the rest of the water system




**INDEX**

<b>Product Line</b>	<b>Page</b>
Solid Tank Tees	1
WellMate Tank Tees	1
Union Tank Tees	2
Constant Pressure Manifolds	2
Manifold Brackets	2
Universal Pump Mounting Bracket	3
Constant Pressure Manifold Packages	3
Tank Tee Packages	4

## SOLID TANK TEES

Tank tees are a multi port fitting that is designed to connect a tank to the water system.



Part No.	Tank Connection	Centre End Length	In-Line Connection	Drain Port	Quantity	
					L1	L2
<b>304 Stainless Steel, Accessory Ports: (2) 1/4" FPT</b>						
Head casting with permanently installed schedule 40 pipe nipple leg.						
• NSF/ANSI Standard 372						
07ST-25SFH-2	1" FPT	1-3/4"	1" MPT x 3/4" FPT	(2) 1/2" FPT	5	40
07ST-25S-2	1" MPT	4-3/4"	1" MPT x 3/4" FPT	(2) 1/2" FPT	6	24
07ST-8-2	1" MPT	7-3/4"	1" MPT x 3/4" FPT	(2) 1/2" FPT	5	20
07ST-25-2	1" MPT	9-3/4"	1" MPT x 3/4" FPT	(2) 1/2" FPT	3	12
07ST-14X1-2	1" MPT	12-3/4"	1" MPT x 3/4" FPT	(2) 1/2" FPT	3	12
07ST-13S-2	1-1/4" MPT	4-1/2"	1-1/4" MPT x 1" FPT	(2) 3/4" FPT	6	24
07ST-13-2	1-1/4" MPT	12-7/8"	1-1/4" MPT x 1" FPT	(2) 3/4" FPT	2	8
07ST-16-2	1-1/4" MPT	15-7/8"	1-1/4" MPT x 1" FPT	(2) 3/4" FPT	3	12
07ST-13SFH-2	1-1/4" FPT	1-7/8"	1-1/4" MPT x 1" FPT	(2) 3/4" FPT	4	32
<b>Brass, Accessory Ports: (2) 1/4" FPT</b>						
• NSF/ANSI Standard 372						
2-07TK-25S-2NL	1" MPT	3-5/8"	1" MPT x 3/4" FPT	(2) 1/2" FPT	5	40
2-07TK-25-1NL	1" MPT	10"	1" MPT x 3/4" FPT	(1) 1/2" FPT	2	24
2-07TK-25-2NL	1" MPT	10"	1" MPT x 3/4" FPT	(2) 1/2" FPT	2	24
2-07TK-14X1-2NL	1" MPT	13"	1" MPT x 3/4" FPT	(2) 1/2" FPT	2	20
2-07TK-25SF-2NL	1" FPT	3-5/8"	1" MPT x 3/4" FPT	(2) 1/2" FPT	4	32
2-07TK-54S-2NL	1-1/4" MPT	3"	1" MPT x 3/4" FPT	(2) 1/2" FPT	5	40
2-07TK-13S-2NL	1-1/4" MPT	3-3/8"	1-1/4" MPT x 1" FPT	(2) 3/4" FPT	4	32
2-07TK-13-2NL	1-1/4" MPT	13"	1-1/4" MPT x 1" FPT	(2) 3/4" FPT	2	12
2-07TK-13SF-2NL	1-1/4" FPT	3-5/8"	1-1/4" MPT x 1" FPT	(2) 3/4" FPT	4	32
<b>Galvanized Malleable Iron, Accessory Ports: (2) 1/4" FPT</b>						
• NSF/ANSI Standard 372						
07HC100G	1" FPT	1-1/2"	1" FPT	(1) 3/4" FPT	30	
07HC125G	1-1/4" FPT	2"	1-1/4" FPT	(1) 3/4" FPT	20	
<b>PVC, Accessory Ports: (2) 1/4" FPT</b>						
07PT-25-2	1" MPT	11"	1" MPT x 3/4" Socket	(2) 1/2" FPT	60	
07-IC125	1-1/4" MPT x 1" FPT	3-5/8"	1" MPT x 3/4" FPT	(1) 3/4" FPT & (1) 1/2" FPT	100	



## WELLMATE TANK TEES

Tank tees are a multi port fitting that is designed to connect a tank to the water system. These tank tees are specially designed for the WellMate Quick Connect tank series. They have alignment tabs that interlock with the tank connection to keep the tee in perfect position. The leg length allows for the replacement of a pressure switch without hitting the tank, eliminating the need for the tee to be disassembled from the tank.



Part No.	Tank Connection	Centre End Length	In-Line Connection	Drain Port	O-Ring	Quantity	
						L1	L2
<b>Brass, Accessory Ports: (2) 1/4" FPT</b>							
• NSF/ANSI Standard 61 & 372							
07TK-25S-2-WMNL	Male QC	4-1/8"	1" MPT x 3/4" FPT	(2) 1/2" FPT	AS 568-220	2	24
07TK-13S-2-WMNL	Male QC	6"	1-1/4" MPT x 1" FPT	(2) 3/4" FPT	AS 568-220	2	24



Contact your sales rep for any further information

Toll Free: 1-800-561-3164

boshart.com

## UNION TANK TEES

Boshart's tank tees provide faster installation of a water system, are compact and make a clean looking installation reducing the number of potential leak points. They come in a variety of union style tees which allow for quick and easy replacement of the tank when required. Available in various leg lengths to accommodate any size / brand of tank on the market.

O-ring Material: Nitrile Rubber



Part No.	Tank Connection	Centre End Length	In-Line Connection	Drain Port	O-Ring	Quantity	
						L1	L2

### 304 Stainless Steel, Accessory Ports: (2) 1/4" FPT

• NSF/ANSI Standard 372

07ST-25S-2U	1" MPT	4-1/2"	1" MPT x 3/4" FPT	(2) 1/2" FPT	AS 568-217	6	24
07ST-8-2U	1" MPT	7-1/2"	1" MPT x 3/4" FPT	(2) 1/2" FPT	AS 568-217	6	24
07ST-25-2U	1" MPT	10"	1" MPT x 3/4" FPT	(2) 1/2" FPT	AS 568-217	3	12
07ST-14X1-2U	1" MPT	13"	1" MPT x 3/4" FPT	(2) 1/2" FPT	AS 568-217	3	12
07ST-25SF-2U	1" FPT	2-5/8"	1" MPT x 3/4" FPT	(2) 1/2" FPT	AS 568-217	4	32
07ST-13S-2U	1-1/4" MPT	4-1/2"	1-1/4" MPT x 1" FPT	(2) 3/4" FPT	AS 568-221	4	16
07ST-13-2U	1-1/4" MPT	13"	1-1/4" MPT x 1" FPT	(2) 3/4" FPT	AS 568-221	2	8
07ST-16-2U	1-1/4" MPT	16"	1-1/4" MPT x 1" FPT	(2) 3/4" FPT	AS 568-221	3	12
07ST-13SF-2U	1-1/4" FPT	2-3/4"	1-1/4" MPT x 1" FPT	(2) 3/4" FPT	AS 568-221	4	24

### Brass, Accessory Ports: (2) 1/4" FPT

• NSF/ANSI Standard 372

2-07TKO-25S-2UNL	1" MPT	4-1/2"	1" MPT x 3/4" FPT	(2) 1/2" FPT	AS 568-215	4	24
2-07TKO-8-2UNL	1" MPT	7-1/2"	1" MPT x 3/4" FPT	(2) 1/2" FPT	AS 568-215	2	20
2-07TKO-25-1UNL	1" MPT	10"	1" MPT x 3/4" FPT	(1) 1/2" FPT	AS 568-215	2	20
2-07TKO-25-2UNL	1" MPT	10"	1" MPT x 3/4" FPT	(2) 1/2" FPT	AS 568-215	2	20
2-07TKO-14X1-2UNL	1" MPT	13"	1" MPT x 3/4" FPT	(2) 1/2" FPT	AS 568-215	2	16
2-07TK-25SF-2UNL	1" FPT	3"	1" MPT x 3/4" FPT	(2) 1/2" FPT	AS 568-212	4	32
2-07TKO-13S-2UNL	1-1/4" MPT	4-1/2"	1-1/4" MPT x 1" FPT	(2) 3/4" FPT	AS 568-218	4	24
2-07TKO-13-2UNL	1-1/4" MPT	13"	1-1/4" MPT x 1" FPT	(2) 3/4" FPT	AS 568-218	2	12
2-07TK-54SF-2UNL	1-1/4" FPT	3"	1" MPT x 3/4" FPT	(2) 1/2" FPT	AS 568-320	4	32
2-07TK-13SF-2UNL	1-1/4" FPT	3"	1-1/4" MPT x 1" FPT	(2) 3/4" FPT	AS 568-320	4	24

## CONSTANT PRESSURE MANIFOLDS

Constant pressure manifolds are a multi port fitting that is designed to connect a tank to the water system. The MPT x FPT line connections on both ends allow for ease of installation.

Pressure gauge port: (1) 1/4"



Part No.	Tank Connection	In-Line Connection	Drain Port	Transducer Port	Quantity	
					L1	L2

### 304 Stainless Steel,

• NSF/ANSI Standard 372

07M-125SS	1" FPT	1-1/4" MPT x 1" FPT	(2) 3/4" FPT	(1) 1"	6	24
07M-200SS	1" FPT	2" MPT x 1-1/2" FPT	(2) 3/4" FPT	(1) 1"	3	12

### Brass

• NSF/ANSI Standard 372

2-07M-125-10NL	1" FPT	1-1/4" MPT x 1" FPT	(2) 3/4" FPT	(1) 1"	16	
2-07M-125NL	3/4" FPT	1-1/4" MPT x 1" FPT	(2) 3/4" FPT	(1) 3/4"	16	

## MANIFOLD BRACKETS

The bracket allows a manifold to be secured to the brackets with "U" bolts and a small pressure tank inserted to the manifold. This bracket is interchangeable to allow for two different mounting options. Brackets are steel with black powder coat finish and are supplied with lag screws, "U" bolts, nylon lock nuts and plastic end caps.

Part No.	Size	Quantity	
		L1	L2

07M-125-MB	1-1/4"	20	
07M-200-MB	2"	20	

Contact your sales rep for any further information

Toll Free: 1-800-561-3164

boshart.com

Rev. 5.5




## UNIVERSAL PUMP MOUNTING BRACKET

Pump mounting bracket kit has the following components:


- (1) Zinc plated pump stand bracket
- (1) 3/8" - 16NC x 3/4" Zinc plated bolt
- (1) 3/8" - 16NC x 1" Zinc plated bolt
- (8) 3/8" Zinc plated flat washer
- (1) 1/2" - 13NC x 3/4" Long zinc plated hex bolt
- (1) 1/2" - 13NC x 1" Long zinc plated hex bolt
- (6) 1/2" Zinc plated flat washer
- (1) 5/8" - 11NC (external) x 3/8" - 16NC (internal) Insert
- (4) Blue plastic leg protectors



Note: To prevent damage to the tank it is very important to use the proper length bolts. A bolt which is too long may dent or puncture the tank dome. The length of bolt will vary on different tank styles. Always use slim washers where required.

	Part No.	Quantity	
		L1	L2
	PMB	20	

## CONSTANT PRESSURE MANIFOLD PACKAGES

Boshart's constant pressure manifold packages come with a wide range of components and sizes to fit any application.  
 • NSF/ANSI Standard 372



	Part No.	Package Includes	Quantity		
			L1	L2	
<b>Brass Manifold Packages</b>					
	TFP-2M125MBNL	<b>Manifold:</b> 07M-125NL <b>Manifold Bracket:</b> 07M-125-MB <b>Pressure Gauge:</b> PGCBM-1-100-GNL	<b>Relief Valve:</b> RVNB07-100NL <b>Hose Bibb:</b> 0852-07NL <b>Bushing:</b> NLBRB-0705	5	
	TFP-2M125NL	<b>Manifold:</b> 07M-125NL <b>Pressure Gauge:</b> PGCBM-1-100-GNL <b>Relief Valve:</b> RVNB07-100NL	<b>Hose Bibb:</b> 0852-07NL <b>Bushing:</b> NLBRB-0705	6	
<b>304 Stainless Steel Manifold Packages</b>					
	TFP-07M125SS	<b>Manifold:</b> 07M-125SS <b>Pressure Gauge:</b> PGSCBM-100-G <b>Relief Valve:</b> SSRVN07-100	<b>Hose Bibb:</b> SSHB52-07 <b>Bushing:</b> 439-130, 439-131	6	
	TFP-07M125SS-01	<b>Manifold:</b> 07M-125SS <b>Pressure Gauge:</b> PGSCBM-100-G <b>Relief Valve:</b> SSRVN07-100	<b>Hose Bibb:</b> SSHB52-07 <b>Bushing:</b> SS304B-1005, SS304B-1007 <b>Tape:</b> TT260-SS	6	
	TFP-07M125SS-MB	<b>Manifold:</b> 07M-125SS <b>Manifold Bracket:</b> 07M-125-MB <b>Pressure Gauge:</b> PGSCBM-100-G	<b>Relief Valve:</b> SSRVN07-100 <b>Hose Bibb:</b> SSHB52-07 <b>Bushing:</b> 439-130, 439-131	5	
	TFP-07M125SSMB-01	<b>Manifold:</b> 07M-125SS <b>Manifold Bracket:</b> 07M-125-MB <b>Pressure Gauge:</b> PGSCBM-100-G <b>Relief Valve:</b> SSRVN07-100	<b>Hose Bibb:</b> SSHB52-07 <b>Bushing:</b> SS304B-1005, SS304B-1007 <b>Tape:</b> TT260-SS	5	
	TFP-07M200SS-MB	<b>Manifold:</b> 07M-200SS <b>Manifold Bracket:</b> 07M-200-MB <b>Pressure Gauge:</b> PGSCBM-100-G	<b>Relief Valve:</b> SSRVN07-100 <b>Hose Bibb:</b> SSHB52-07 <b>Bushing:</b> 439-130, 439-131	5	

Contact your sales rep for any further information

Toll Free: 1-800-561-3164  
 boshart.com

## TANK TEE PACKAGES

Boshart's tank tee packages come with a wide range of components and sizes to fit any application.

- NSF/ANSI Standard 372



Part No.	Package Includes	Quantity	
		L1	L2
<b>Solid No Lead Brass</b>			
TFP-2TK132NL	<b>Tank Tee:</b> 2-07TK-13-2NL <b>Boiler Drain:</b> 0853-07NL <b>Pressure Gauge:</b> PG-100NL	<b>Pressure Switch:</b> FSG2J21 <b>Nipple:</b> BRN-0230 <b>Relief Valve:</b> RVNB07-075NL	6
TFP-2TK132NRNL	<b>Tank Tee:</b> 2-07TK-13-2NL <b>Boiler Drain:</b> 0853-07NL <b>Pressure Gauge:</b> PG-100NL	<b>Pressure Switch:</b> FSG2J21 <b>Nipple:</b> BRN-0230	6
TFP-2TK13S2NL	<b>Tank Tee:</b> 2-07TK-13S-2NL <b>Boiler Drain:</b> 0853-07NL <b>Pressure Gauge:</b> PG-100NL	<b>Pressure Switch:</b> FSG2J21 <b>Nipple:</b> BRN-0230 <b>Relief Valve:</b> RVNB07-075NL	6
TFP-2TK1412M4CVNL	<b>Tank Tee:</b> 2-07TK-14X1-2NL <b>Boiler Drain:</b> 0853-05NL <b>Pressure Gauge:</b> PG-100NL <b>Pressure Switch:</b> FSG2J21M4	<b>Nipple:</b> BRN-0230 <b>Relief Valve:</b> RVNB05-075NL <b>Check Valve:</b> 17YBCV100NL	6
TFP-2TK1412NL	<b>Tank Tee:</b> 2-07TK-14X1-2NL <b>Boiler Drain:</b> 0853-05NL <b>Pressure Gauge:</b> PG-100NL	<b>Pressure Switch:</b> FSG2J21 <b>Nipple:</b> BRN-0230 <b>Relief Valve:</b> RVNB05-075NL	6
TFP-2TK1412P4NL	<b>Tank Tee:</b> 2-07TK-14X1-2NL <b>Boiler Drain:</b> 0853-05NL <b>Pressure Gauge:</b> PG-100NL	<b>Pressure Switch:</b> PS02-4060 <b>Nipple:</b> BRN-0230 <b>Relief Valve:</b> RVNB05-075NL	6
TFP-2TK251NRNL	<b>Tank Tee:</b> 2-07TK-25-1NL <b>Boiler Drain:</b> 0853-05NL <b>Pressure Gauge:</b> PG-100NL	<b>Pressure Switch:</b> FSG2J21 <b>Nipple:</b> BRN-0230	6
TFP-2TK252J24NL	<b>Tank Tee:</b> 2-07TK-25-2NL <b>Boiler Drain:</b> 0853-05NL <b>Pressure Gauge:</b> PG-100NL	<b>Pressure Switch:</b> FSG2J24 <b>Nipple:</b> BRN-0230 <b>Relief Valve:</b> RVNB05-075NL	6
TFP-2TK252M4CVNL	<b>Tank Tee:</b> 2-07TK-25-2NL <b>Boiler Drain:</b> 0853-05NL <b>Pressure Gauge:</b> PG-100NL <b>Pressure Switch:</b> FSG2J21M4	<b>Nipple:</b> BRN-0230 <b>Relief Valve:</b> RVNB05-075NL <b>Check Valve:</b> 17YBCV100NL	6
TFP-2TK252M4NL	<b>Tank Tee:</b> 2-07TK-25-2NL <b>Boiler Drain:</b> 0853-05NL <b>Pressure Gauge:</b> PG-100NL	<b>Pressure Switch:</b> FSG2J21M4 <b>Nipple:</b> BRN-0230 <b>Relief Valve:</b> RVNB05-075NL	6
TFP-2TK252NL	<b>Tank Tee:</b> 2-07TK-25-2NL <b>Boiler Drain:</b> 0853-05NL <b>Pressure Gauge:</b> PG-100NL	<b>Pressure Switch:</b> FSG2J21 <b>Nipple:</b> BRN-0230 <b>Relief Valve:</b> RVNB05-075NL	6
TFP-2TK252P4NL	<b>Tank Tee:</b> 2-07TK-25-2NL <b>Boiler Drain:</b> 0853-05NL <b>Pressure Gauge:</b> PG-100NL	<b>Pressure Switch:</b> PS02-4060 <b>Nipple:</b> BRN-0230 <b>Relief Valve:</b> RVNB05-075NL	6
TFP-2TK25S2M4NL	<b>Tank Tee:</b> 2-07TK-25S-2NL <b>Boiler Drain:</b> 0853-05NL <b>Pressure Gauge:</b> PG-100NL	<b>Pressure Switch:</b> FSG2J21M4 <b>Nipple:</b> BRN-0230 <b>Relief Valve:</b> RVNB05-075NL	6
TFP-2TK25S2NL	<b>Tank Tee:</b> 2-07TK-25S-2NL <b>Boiler Drain:</b> 0853-05NL <b>Pressure Gauge:</b> PG-100NL	<b>Pressure Switch:</b> FSG2J21 <b>Nipple:</b> BRN-0230 <b>Relief Valve:</b> RVNB05-075NL	6
TFP-2TK25SF2M4ANL	<b>Tank Tee:</b> 2-07TK-25SF-2NL <b>Boiler Drain:</b> 0853-05NL <b>Pressure Gauge:</b> PG-100NL <b>Pressure Switch:</b> FSG2J21M4	<b>Nipple:</b> BRN-0230, BRN-0715 <b>Relief Valve:</b> RVNB05-075NL <b>Adapter:</b> FA-100NL <b>Ball Valve:</b> 0825-07NL	6
TFP-TK25S2WMJ24NL	<b>Tank Tee:</b> 07TK-25S-2-WMNL <b>Boiler Drain:</b> 0853-05NL <b>Pressure Gauge:</b> PG-100NL	<b>Pressure Switch:</b> FSG2J24 <b>Nipple:</b> BRN-0230 <b>Relief Valve:</b> RVNB05-100NL	6
TFP-TK25S2WMNL	<b>Tank Tee:</b> 07TK-25S-2-WMNL <b>Boiler Drain:</b> 0853-05NL <b>Pressure Gauge:</b> PG-100NL	<b>Pressure Switch:</b> FSG2J21 <b>Nipple:</b> BRN-0230 <b>Relief Valve:</b> RVNB05-075NL	6

Contact your sales rep for any further information

Toll Free: 1-800-561-3164  
boshart.com

Rev. 5.5

## TANK TEE PACKAGES

Part No.	Package Includes	Quantity		
		L1	L2	
<b>Solid No Lead Brass with Female Union</b>				
	TFP-2TK13SF2UNL	<b>Tank Tee:</b> 2-07TK-13SF-2UNL <b>Boiler Drain:</b> 0853-07NL <b>Pressure Gauge:</b> PG-100NL	<b>Pressure Switch:</b> FSG2J21 <b>Nipple:</b> BRN-0230 <b>Relief Valve:</b> RVNB07-075NL	6
	TFP-2TK25SF2UNL	<b>Tank Tee:</b> 2-07TK-25SF-2UNL <b>Boiler Drain:</b> 0853-05NL <b>Pressure Gauge:</b> PG-100NL	<b>Pressure Switch:</b> FSG2J21 <b>Nipple:</b> BRN-0230 <b>Relief Valve:</b> RVNB05-075NL	6
<b>Union No Lead Brass</b>				
	TFP-2TK132UNL	<b>Tank Tee:</b> 2-07TKO-13-2UNL <b>Boiler Drain:</b> 0853-07NL <b>Pressure Gauge:</b> PG-100NL	<b>Pressure Switch:</b> FSG2J21 <b>Nipple:</b> BRN-0230 <b>Relief Valve:</b> RVNB07-075NL	6
	TFP-2TK13S2UNL	<b>Tank Tee:</b> 2-07TKO-13S-2UNL <b>Boiler Drain:</b> 0853-07NL <b>Pressure Gauge:</b> PG-100NL	<b>Pressure Switch:</b> FSG2J21 <b>Nipple:</b> BRN-0230 <b>Relief Valve:</b> RVNB07-075NL	6
	TFP-2TK1412UNL	<b>Tank Tee:</b> 2-07TKO-14X1-2UNL <b>Boiler Drain:</b> 0853-05NL <b>Pressure Gauge:</b> PG-100NL	<b>Pressure Switch:</b> FSG2J21 <b>Nipple:</b> BRN-0230 <b>Relief Valve:</b> RVNB05-075NL	6
	TFP-2TK251UNRNL	<b>Tank Tee:</b> 2-07TKO-25-1UNL <b>Boiler Drain:</b> 0853-05NL <b>Pressure Gauge:</b> PG-100NL	<b>Pressure Switch:</b> FSG2J21 <b>Nipple:</b> BRN-0230	6
	TFP-2TK252UCV02NL	<b>Tank Tee:</b> 2-07TKO-25-2UNL <b>Boiler Drain:</b> 0852-05NL <b>Pressure Gauge:</b> PG-100NL <b>Pressure Switch:</b> FSG2J21	<b>Nipple:</b> BRN-0230 <b>Relief Valve:</b> RVNB05-075NL <b>Check Valve:</b> 17YBCV100NL <b>Ball Valve:</b> 0820-10NL	6
	TFP-2TK252UJ24NL	<b>Tank Tee:</b> 2-07TKO-25-2UNL <b>Boiler Drain:</b> 0853-05NL <b>Pressure Gauge:</b> PG-100NL	<b>Pressure Switch:</b> FSG2J24 <b>Nipple:</b> BRN-0230 <b>Relief Valve:</b> RVNB05-075NL	6
	TFP-2TK252UM4CVNL	<b>Tank Tee:</b> 2-07TKO-25-2UNL <b>Boiler Drain:</b> 0853-05NL <b>Pressure Gauge:</b> PG-100NL <b>Pressure Switch:</b> FSG2J21M4	<b>Nipple:</b> BRN-0230 <b>Relief Valve:</b> RVNB05-075NL <b>Check Valve:</b> 17YBCV100NL	6
	TFP-2TK252UM4NL	<b>Tank Tee:</b> 2-07TKO-25-2UNL <b>Boiler Drain:</b> 0853-05NL <b>Pressure Gauge:</b> PG-100NL	<b>Pressure Switch:</b> FSG2J21M4 <b>Nipple:</b> BRN-0230 <b>Relief Valve:</b> RVNB05-075NL	6
	TFP-2TK252UNL	<b>Tank Tee:</b> 2-07TKO-25-2UNL <b>Boiler Drain:</b> 0853-05NL <b>Pressure Gauge:</b> PG-100NL	<b>Pressure Switch:</b> FSG2J21 <b>Nipple:</b> BRN-0230 <b>Relief Valve:</b> RVNB05-075NL	6
	TFP-2TK252UP3NL	<b>Tank Tee:</b> 2-07TKO-25-2UNL <b>Boiler Drain:</b> 0853-05NL <b>Pressure Gauge:</b> PG-100NL	<b>Pressure Switch:</b> PS02-3050 <b>Nipple:</b> BRN-0230 <b>Relief Valve:</b> RVNB05-075NL	6
	TFP-2TK252UP4NL	<b>Tank Tee:</b> 2-07TKO-25-2UNL <b>Boiler Drain:</b> 0853-05NL <b>Pressure Gauge:</b> PG-100NL	<b>Pressure Switch:</b> PS02-4060 <b>Nipple:</b> BRN-0230 <b>Relief Valve:</b> RVNB05-075NL	6
	TFP-2TK25S2UNL	<b>Tank Tee:</b> 2-07TKO-25S-2UNL <b>Boiler Drain:</b> 0853-05NL <b>Pressure Gauge:</b> PG-100NL	<b>Pressure Switch:</b> FSG2J21 <b>Nipple:</b> BRN-0230 <b>Relief Valve:</b> RVNB05-075NL	6
<b>Solid Stainless Steel</b>				
	TFP-ST132J24-01	<b>Tank Tee:</b> 07ST-13-2 <b>Boiler Drain:</b> SSHB52-07 <b>Pressure Gauge:</b> PGS25-100 <b>Pressure Switch:</b> FSG2J24	<b>Nipple:</b> SS304N-0230 <b>Relief Valve:</b> SSRVN07-075 <b>Tape:</b> TT260-SS	6
	TFP-ST162J24-01	<b>Tank Tee:</b> 07ST-16-2 <b>Boiler Drain:</b> SSHB52-07 <b>Pressure Gauge:</b> PGS25-100 <b>Pressure Switch:</b> FSG2J24	<b>Nipple:</b> SS304N-0230 <b>Relief Valve:</b> SSRVN07-075 <b>Tape:</b> TT260-SS	4

Contact your sales rep for any further information

Toll Free: 1-800-561-3164  
boshart.com

## TANK TEE PACKAGES

Part No.	Package Includes	Quantity		
		L1	L2	
TFP-ST252	<b>Tank Tee:</b> 07ST-25-2 <b>Boiler Drain:</b> SSHB52-05 <b>Pressure Gauge:</b> PGS25-100	<b>Pressure Switch:</b> FSG2J21 <b>Nipple:</b> SS304N-0230 <b>Relief Valve:</b> SSRVN05-075	6	
TFP-ST252J24	<b>Tank Tee:</b> 07ST-25-2 <b>Boiler Drain:</b> SSHB52-05 <b>Pressure Gauge:</b> PGS25-100	<b>Pressure Switch:</b> FSG2J24 <b>Nipple:</b> SS304N-0230 <b>Relief Valve:</b> SSRVN05-075	6	
<b>Union Stainless Steel</b>				
TFP-ST132U	<b>Tank Tee:</b> 07ST-13-2U <b>Boiler Drain:</b> SSHB52-07 <b>Pressure Gauge:</b> PGS25-100	<b>Pressure Switch:</b> FSG2J21 <b>Nipple:</b> SS304N-0230 <b>Relief Valve:</b> SSRVN07-075	6	
TFP-ST13S2U	<b>Tank Tee:</b> 07ST-13S-2U <b>Boiler Drain:</b> SSHB52-07 <b>Pressure Gauge:</b> PGS25-100	<b>Pressure Switch:</b> FSG2J21 <b>Nipple:</b> SS304N-0230 <b>Relief Valve:</b> SSRVN07-075	6	
TFP-ST14X12U	<b>Tank Tee:</b> 07ST-14X1-2U <b>Boiler Drain:</b> SSHB52-05 <b>Pressure Gauge:</b> PGS25-100	<b>Pressure Switch:</b> FSG2J21 <b>Nipple:</b> SS304N-0230 <b>Relief Valve:</b> SSRVN05-075	6	
TFP-ST14X12UJ24	<b>Tank Tee:</b> 07ST-14X1-2U <b>Boiler Drain:</b> SSHB52-05 <b>Pressure Gauge:</b> PGS25-100	<b>Pressure Switch:</b> FSG2J24 <b>Nipple:</b> SS304N-0230 <b>Relief Valve:</b> SSRVN05-100	6	
TFP-ST252U	<b>Tank Tee:</b> 07ST-25-2U <b>Boiler Drain:</b> SSHB52-05 <b>Pressure Gauge:</b> PGS25-100	<b>Pressure Switch:</b> FSG2J21 <b>Nipple:</b> SS304N-0230 <b>Relief Valve:</b> SSRVN05-075	6	
TFP-ST252UJ24	<b>Tank Tee:</b> 07ST-25-2U <b>Boiler Drain:</b> SSHB52-05 <b>Pressure Gauge:</b> PGS25-100	<b>Pressure Switch:</b> FSG2J24 <b>Nipple:</b> SS304N-0230 <b>Relief Valve:</b> SSRVN05-075	6	
TFP-ST252UJ24-04	<b>Tank Tee:</b> 07ST-25-2U <b>Boiler Drain:</b> SSHB52-05 <b>Pressure Gauge:</b> PGS-100-G <b>Pressure Switch:</b> FSG2J24 <b>Nipple:</b> SS304N-0230, SS304N-0720	<b>Relief Valve:</b> SSRVN05-100 <b>Check Valve:</b> 17CVSS-100 <b>Ball Valve:</b> SSBV304-07 <b>Fitting:</b> SS304SE-07	6	
TFP-ST252UJ24-07	<b>Tank Tee:</b> 07ST-25-2U <b>Boiler Drain:</b> SSHB52-05 <b>Pressure Gauge:</b> PGSCBM-100-G <b>Pressure Switch:</b> FSG2J24	<b>Nipple:</b> SS304N-0230 <b>Relief Valve:</b> SSRVN05-100 <b>Check Valve:</b> 17CVSS-100 <b>Ball Valve:</b> SSBV304-10	6	
TFP-ST25S2U	<b>Tank Tee:</b> 07ST-25S-2U <b>Boiler Drain:</b> SSHB52-05 <b>Pressure Gauge:</b> PGS25-100	<b>Pressure Switch:</b> FSG2J21 <b>Nipple:</b> SS304N-0230 <b>Relief Valve:</b> SSRVN05-075	6	
TFP-ST25S2UJ24	<b>Tank Tee:</b> 07ST-25S-2U <b>Boiler Drain:</b> SSHB52-05 <b>Pressure Gauge:</b> PGS25-100	<b>Pressure Switch:</b> FSG2J24 <b>Nipple:</b> SS304N-0230 <b>Relief Valve:</b> SSRVN05-075	6	
TFP-ST25S2UJ24-04	<b>Tank Tee:</b> 07ST-25S-2U <b>Boiler Drain:</b> SSHB52-05 <b>Pressure Gauge:</b> PGS-100-G <b>Pressure Switch:</b> FSG2J24 <b>Nipple:</b> SS304N-0230, SS304N-0720	<b>Relief Valve:</b> SSRVN05-100 <b>Check Valve:</b> 17CVSS-100 <b>Ball Valve:</b> SSBV304-07 <b>Fitting:</b> SS304SE-07, SS304C-10	6	
TFP-ST82U	<b>Tank Tee:</b> 07ST-8-2U <b>Boiler Drain:</b> SSHB52-05 <b>Pressure Gauge:</b> PGS25-100	<b>Pressure Switch:</b> FSG2J21 <b>Nipple:</b> SS304N-0230 <b>Relief Valve:</b> SSRVN05-075	6	
TFP-ST82UJ24	<b>Tank Tee:</b> 07ST-8-2U <b>Boiler Drain:</b> SSHB52-05 <b>Pressure Gauge:</b> PGS25-100	<b>Pressure Switch:</b> FSG2J24 <b>Nipple:</b> SS304N-0230 <b>Relief Valve:</b> SSRVN05-075	6	





# INSTALLATION ACCESSORIES

Wide range of products including splice kits, cable ties, and water well accessories

**INDEX**

<b>Product Line</b>	<b>Page</b>
Fast Recovery Heat Shrink Kits	1
Deluxe Heavy Duty Heat Shrink Kits	1
Heavy Duty Heat Shrink Kits	2
Heat Shrink Tubes	3
Stakon Connectors	3
Electrical Tape	4
"All Weather" Pipe Wrap Tape	4
Cable Ties	4
Submersible Torque Arrestors	5
Spider Torque Arrestors	6
Cable Guards	6
Drop Pipe Couplings	6
Rope	7
Rope Hanger	7
Mechanical Shaft Seals	8
Circulator Coupling	8
Nut Driver	8
Pipe Cutters	9
Contractor Bin	9

## FAST RECOVERY HEAT SHRINK KITS

Boshart's fast recovery heat shrink kits are made of adhesive lined cross-linked polyolefin heat shrinkable tubing that is designed for applications up to 600 volts. The good abrasion resistance characteristics of this tubing provide excellent mechanical protection. When heated above 120°C (250°F) there is a 4:1 shrink ratio. Upon cooling the adhesive solidifies, forming a permanent, non-drying flexible and waterproof barrier. Black tubing is flame retardant, clear tubing is not flame retardant.

• RoHS Certified directive 2002/95/EC <0.1% Pb




Part No.	Number of Stakons	Number of Shrink Tubes	Tube Length	Wire Size AWG	Wall Thickness	Quantity	
						L1	L2
<b>Black, Expanded ID: 0.45", Recovered ID: 0.10"</b>							
HSKB-2	2 (#14 - #10)	2	3"	#14 to #10	0.043"		50
HSKB-3	3 (#14 - #10)	3	3"	#14 to #10	0.043"		50
HSKB-3-4	4 (#14 - #10)	3	3"	#14 to #10	0.043"		50
HSKB-4	4 (#14 - #10)	4	3"	#14 to #10	0.043"		50
<b>Clear, Expanded ID: 0.45", Recovered ID: 0.10"</b>							
HSKC-2	2 (#14 - #10)	2	3"	#14 to #10	0.043"		50
HSKC-3	3 (#14 - #10)	3	3"	#14 to #10	0.043"		50
HSKC-3-4	4 (#14 - #10)	3	3"	#14 to #10	0.043"		50
HSKC-4	4 (#14 - #10)	4	3"	#14 to #10	0.043"		50
HSKC-12	12 (#14 - #10)	12	3"	#14 to #10	0.043"		50



## DELUXE HEAVY DUTY HEAT SHRINK KITS

Boshart's deluxe heavy duty heat shrink kit series have the same heat shrink tubes as the heavy duty heat shrink kits. They have extra long stakons (butt conn) for double crimping.

• RoHS Certified directive 2002/95/EC <0.1% Pb



Part No.	Number of Stakons	Number of Shrink Tubes	Tube Length	Wire Size AWG	Wall Thickness	Quantity	
						L1	L2
<b>Black, Expanded ID: 0.75", Recovered ID: 0.24"</b>							
HS4-4XLS	3 (#4) & 1 (#6)	4	4.80"	#4	0.090"		10
<b>Clear, Expanded ID: 0.75", Recovered ID: 0.22"</b>							
HSC4-4XLS	3 (#4) & 1 (#6)	4	4.80"	#4	0.080"		10
<b>Black, Expanded ID: 0.51", Recovered ID: 0.16"</b>							
HS6-3XLS	2 (#6) & 1 (#8)	3	4"	#6	0.090"		10
HS6-4XLS	3 (#6) & 1 (#8)	4	4"	#6	0.090"		10
<b>Clear, Expanded ID: 0.75", Recovered ID: 0.22"</b>							
HSC6-4XLS	3 (#6) & 1 (#8)	4	4"	#6	0.080"		10
<b>Black, Expanded ID: 0.51", Recovered ID: 0.16"</b>							
HS8-3XLS	2 (#8) & 1 (#14 - #10)	3	4"	#8	0.090"		10
HS8-4XLS	3 (#8) & 1 (#14 - #10)	4	4"	#8	0.090"		10
<b>Clear, Expanded ID: 0.75", Recovered ID: 0.22"</b>							
HSC8-4XLS	3 (#8) & 1 (#14 - #10)	4	4"	#8	0.080"		10



Contact your sales rep for any further information

Toll Free: 1-800-561-3164









boshart.com

## HEAVY DUTY HEAT SHRINK KITS

Boshart's heavy duty heat shrink kit series are made of flexible cross-linked polyolefin heat shrinkable tubing. This tubing is suitable for applications up to 600 volts providing excellent waterproof insulating and environmental sealing protection for splices, connections and jacket repairs. The high impact and abrasion resistance of this heavy wall tubing provides the highest level of mechanical durability. When heated above 120°C (250°F) there is a 3:1 shrink ratio.



• RoHS Certified directive 2002/95/EC <0.1% Pb

	Part No.	Number of Stakons	Number of Shrink Tubes	Tube Length	Wire Size AWG	Wall Thickness	Quantity		
							L1	L2	
	<b>Black, Expanded ID: 0.75", Recovered ID: 0.24"</b>								
	HS4-4	3 (#4) & 1 (#6)	4	4.80"	#4	0.090"	10		
	<b>Clear, Expanded ID: 0.75", Recovered ID: 0.22"</b>								
	HSC4-4	3 (#4) & 1 (#6)	4	4.80"	#4	0.080"	10		
	<b>Black, Expanded ID: 0.51", Recovered ID: 0.16"</b>								
	HS6-3	2 (#6) & 1 (#8)	3	4"	#6	0.090"	10		
	HS6-4	3 (#6) & 1 (#8)	4	4"	#6	0.090"	10		
	<b>Clear, Expanded ID: 0.75", Recovered ID: 0.22"</b>								
	HSC6-4	3 (#6) & 1 (#8)	4	4"	#6	0.080"	10		
	<b>Black, Expanded ID: 0.51", Recovered ID: 0.16"</b>								
	HS8-3	2 (#8) & 1 (#14 - #10)	3	4"	#8	0.090"	10		
	HS8-4	3 (#8) & 1 (#14 - #10)	4	4"	#8	0.090"	40		
	<b>Clear, Expanded ID: 0.75", Recovered ID: 0.22"</b>								
	HSC8-4	3 (#8) & 1 (#14 - #10)	4	4"	#8	0.080"	10		
	<b>Black, Expanded ID: 0.40", Recovered ID: 0.15"</b>								
	HS-2	2 (#14 - #10)	2	3"	#14 to #10	0.080"	50		
	HS-3	3 (#14 - #10)	3	3"	#14 to #10	0.080"	50		
	HS-3-4	4 (#14 - #10)	3	3"	#14 to #10	0.080"	50		
	HS-4	4 (#14 - #10)	4	3"	#14 to #10	0.080"	50		
	<b>Clear, Expanded ID: 0.40", Recovered ID: 0.15"</b>								
	HSC-2	2 (#14 - #10)	2	3"	#14 to #10	0.080"	50		
	HSC-3	3 (#14 - #10)	3	3"	#14 to #10	0.080"	50		
	HSC-3-4	4 (#14 - #10)	3	3"	#14 to #10	0.080"	50		
	HSC-4	4 (#14 - #10)	4	3"	#14 to #10	0.080"	50		

Contact your sales rep for any further information





Toll Free: 1-800-561-3164  
boshart.com

## HEAT SHRINK TUBES

These heat shrink tubes are sold in bulk rather than part of a kit.


• RoHS Certified directive 2002/95/EC <0.1% Pb





Part No.	Tube Length	Expanded ID	Recovered ID	Wire Size AWG	Wall Thickness	Quantity	
						L1	L2
<b>Black</b>							
 HST-HS-3-BK	3"	0.40"	0.15"	#14 to #10	0.080"	25	
HST-HSK-3-BK	3"	0.45"	0.10"	#14 to #10	0.043"	25	
<b>Clear</b>							
 HST-HS-3-CL	3"	0.40"	0.15"	#14 to #10	0.080"	25	
<b>Black</b>							
 HST400-48-BK	48"	0.40"	0.15"	#14 to #10	0.080"	48	
HST500-48-BK	48"	0.51"	0.16"	#8 to #6	0.090"	48	
HST750-48-BK	48"	0.75"	0.24"	#6 to #2	0.090"	48	
HST1100-48-BK	48"	1.10"	0.35"	#1 to #3/0	0.120"	48	
HST1500-48-BK	48"	1.50"	0.47"	#2/0 to #350	0.160"	48	
<b>Clear</b>							
 HST400-48-CL	48"	0.40"	0.15"	#14 to #10	0.080"	48	
HST750-48-CL	48"	0.75"	0.22"	#8 to #2	0.080"	48	

## STAKON CONNECTORS

These stakon connectors are sold in bulk rather than part of a kit.



Part No.	Wire Size AWG	Quantity	
		L1	L2
<b>Standard</b>			
 SC-2	#2	4	100
SC-4	#4	4	200
SC-6	#6	10	200
SC-8	#8	10	200
SC-14-10	#14 to #10	25	500
<b>Deluxe</b>			
 SC-2XLS	#2	4	100
SC-4XLS	#4	4	200
SC-6XLS	#6	10	200
SC-8XLS	#8	10	200

Contact your sales rep for any further information

Toll Free: 1-800-561-3164




boshart.com

## ELECTRICAL TAPE

Boshart's electrical tapes are available for a wide range of applications.

- CSA Standard C22.2 No. 0 & 197 Certified
- UL Standard 570 Certified
- RoHS Certified directive 2002/95/EC <0.1% Pb





Part No.	Size	Length	Thickness	Quantity	
				L1	L2
 <b>Electrical Tape</b> Temperature Range: 14°F to 176°F (-10°C to 80°C), This vinyl tape is a general all purpose tape.					
ETAWNL	3/4"	60'	0.007" (7 mils)	10	200
 <b>Cold &amp; Sunlight Electrical Tape</b> Temperature Range: 0°F to 176°F (-18°C to 80°C), This vinyl tape is for use as electrical insulation on joints & splices in wires and cables, protective outer jacket, harness wrapping and protective conduits. It is for low temperature applications and resists abrasions, alkalis, acids, oil, solvents, corrosive chemicals, ultraviolet rays & moisture. Retardant to flames. It has a plastic backing & aggressive rubber-resin adhesive. This cold & sunlight electrical tape offers moisture tight electrical & mechanical protection.					
ETCWNL	3/4"	60'	0.008" (8 mils)	10	200
 <b>Self Bonding Electrical Tape</b> Temperature Range: 14°F to 176°F (-10°C to 80°C), This tape is a self fusing rubber electrical insulating tape. It is designed for low voltage electrical insulating & moisture sealing applications. Compatible with solid dielectric cable insulation. It is recommended that this tape should be over wrapped for mechanical protection with two half lapped layers of electrical tape or cotton friction tape.					
ETSBR	3/4"	22'	0.03" (30 mils)	10	20

## "ALL WEATHER" PIPE WRAP TAPE

Boshart's all weather pipe wrap tape can be used on all types of pipe and fittings including steel, galvanized, electrical conduit, cast & ductile iron. It has excellent insulating capacities and superior abrasion resistance. This tape reduces corrosion problems caused by salts, salt water, solid acids, minerals, alkalis, common chemicals, vapors and protects against fungus and bacteria. It remains pliable in a wide range of temperature and working environments, resists the effects of outdoor weathering and sunlight exposure.

- IAPMO UPC Standard D100 Certified
- RoHS Certified directive 2002/95/EC <0.1% Pb





Part No.	Size	Length	Thickness	Quantity	
				L1	L2
 Temperature Range: 14°F to 140°F (-10°C to 60°C)					
PW2-10NL	2"	100'	0.01" (10 mils)	24	

## CABLE TIES

Boshart's cable ties are very versatile and can be used in a variety of applications. They are NEMA Type 2, 21.

- ANSI/UL 94 Mtl Flame Rating V-2
- ANSI/UL Standard 62275 Certified



Part No.	Length	Color	Quantity	
			L1	L2
 <b>Standard Nylon 6/6, Temperature Range: -40°F to 185°F (-40°C to 85°C),</b> • Carbon is added to make these UV resistant • Suitable for indoor and outdoor use				
CTW018-04	4.00"	Black	100	
CTW030-05.6	5.60"	Black	100	
CTW040-08.5	8.50"	Black	100	
CTW040-11.5	11.50"	Black	100	
CTW040-14.5	14.50"	Black	100	5000

Contact your sales rep for any further information

Toll Free: 1-800-561-3164  
boshart.com

## CABLE TIES

Part No.	Length	Color	Quantity	
			L1	L2

**Standard Nylon 6/6, Temperature Range: -40°F to 185°F (-40°C to 85°C),**

- Not UV resistant
- Suitable for mainly indoor use



CT018-04	4.00"	Clear	100	
CT030-05.6	5.60"	Clear	100	
CT040-08.5	8.50"	Clear	100	
CT040-11.5	11.50"	Clear	100	
CT040-14.5	14.50"	Clear	100	5000

**Heavy Duty Nylon 6/6, Temperature Range: -40°F to 185°F (-40°C to 85°C),**

- Carbon is added to make these UV resistant
- Suitable for indoor and outdoor use



CTW120-14.2	14.20"	Black	100	2000
CTW120-24.2	24.20"	Black	50	500
CTW175-36	36.00"	Black	50	500
CTW175-41	41.00"	Black	50	500

## SUBMERSIBLE TORQUE ARRESTORS

Boshart's submersible torque arrestors protect submersible pumps from starting torque damage. They are field adjustable to hold the pump centered in the well and fit snug in all well casings from 4" to 8" I.D. To install securely fasten to 1", 1-1/4" or 2" drop pipe with stainless steel clamps that are provided. There are infinite adjustments enabling the installer to obtain a proper fit.

- NSF/ANSI 372 Certified



Part No.	Drop Pipe Size	Color	Well Casing Size	Quantity	
				L1	L2

**Standard Thermoplastic Rubber (TPR)**

TA-48-BLK	1" & 1-1/4"	Black	4" to 8"	10	560
TA-48-GREEN	1" & 1-1/4"	Green	4" to 8"	10	560

**Standard PVC**

TA-48-PVC	1" & 1-1/4"	Black	4" to 8"	10	560
-----------	-------------	-------	----------	----	-----

**Deluxe Thermo Plastic Elastomer (TPE)**

TA-48D-BLK	1" & 1-1/4"	Black	4" to 8"	10	560
TA-48D-GREEN	1" & 1-1/4"	Green	4" to 8"	10	560

**Three Piece Thermo Plastic Elastomer (TPE)**

TA20-68D-BLK	2"	Black	6" to 8"	6	
--------------	----	-------	----------	---	--



Contact your sales rep for any further information

Toll Free: 1-800-561-3164

boshart.com



## SPIDER TORQUE ARRESTORS

Boshart's spider torque arrestors are easily secured to drop pipes with clamps (not included). They feature a unique wire guard feature and the casing size is clearly marked for ease of cutting to size. The suggested clamp for all sizes is 2-SSC8740.

Primary Material: SBR



Part No.	Drop Pipe Size	Color	Well Casing Size	Quantity	
				L1	L2
TAS46-10	1"	Black	4" to 6"	60	
TAS46-12	1-1/4"	Black	4" to 6"	60	
TAS46-15	1-1/2"	Black	4" to 6"	60	
TAS46-20	2"	Black	4" to 6"	60	

## CABLE GUARDS

Boshart's cable guards will keep the power cable from abrading against the well casing. One should be placed at the pump and one every 15' there after. Each cable guard is 6" in size and has tabs that can be cut to fit 5" or 4" well casing.


Primary Material: Polyethylene



Part No.	Design	Drop Pipe Size	Color	Quantity	
				L1	L2
WG-100	Self Clamping	1"	Clear	48	
WG-6	Snap In	1" & 1-1/4"	Clear	100	
WG-125	Self Clamping	1-1/4"	Clear	48	

## DROP PIPE COUPLINGS

Boshart's drop pipe couplings are use to connect drop pipes together in well applications.



Part No.	Size	Length	Quantity	
			L1	L2



**304 Stainless Steel,**

• NSF/ANSI Standard 372 Certified

These couplings have an inside chamfer on both ends for trouble free starting of threads. They have a separate taper to ensure a proper watertight seal and flats on the sides for ease of use with a wrench.

Note: All tensile testing results consistently conclude in joint failure due to the elongation of the male threads on the drop/riser pipe. It is therefor recommended that the installer acquire the male pipe thread load capacity data of the drop/riser pipe from the pipe manufacturer. The loads must not exceed either the coupling or drop/riser pipe load capacity. The maximum load bearing weight of the pipe will vary significantly depending on the pipe material. This data is only a guide. The final responsibility for the design of the well lies with the well designer/installer.

28-SSDPC-10	1"	2-1/2"	10	50
28-SSDPC-12	1-1/4"	2-1/2"	10	50
28-SSDPC-15	1-1/2"	2-1/2"	10	50
28-SSDPC-20	2"	2-1/2"	5	25



**PVC,**

These couplings have a wall thickness that is 30% heavier than Schedule 120 to ensure increased strength and reliability. To be used in well depths no greater than 400'.

28-PDPC-10	1"	2-3/4"	10	100
28-PDPC-12	1-1/4"	2-3/4"	10	100
28-PDPC-15	1-1/2"	2-3/4"	10	100
28-PDPC-20	2"	3"	10	100

Contact your sales rep for any further information

Toll Free: 1-800-561-3164


boshart.com

Rev. 5.4



## ROPE

Boshart's rope is available in different lengths and colors.



Part No.	Color	Length	Diameter	Reel Material	Tensile Strength Lbs	Quantity	
						L1	L2
<b>Braided Nylon,</b>							
This rope has high elasticity and working strength. It can be stored wet without damage and works well in pulleys, winches, general tie downs, tarps securing and marine use. Solid braid stays round, has a uniform diameter and will not rotate.							
SRNB-1/4	White	1,000'	1/4"	Plastic	1,200		
SRNB-3/8	White	1,000'	3/8"	Plywood	2,700		



<b>Braided Polypropylene,</b>							
This rope is made of 100% monofilament fibers in a hollow braid. It floats on water, retains its strength when wet and may be stored wet without damage. There is a high resistance to abrasion, mildew, oil, grease, gasoline, marine growth and other chemicals. It is best for tie-downs, utility hand lines, pulling lines, ladder lines, and marine uses.							
SRPB-1/4-500	Blue & White	500'	1/4"	Plastic	975		
SRPB-1/4	Blue & White	1,000'	1/4"	Plastic	975		
SRPB-1/4-3000	Blue & White	3,000'	1/4"	Plywood	975		




<b>Twisted Polypropylene,</b>							
This rope is waterproof, floats and easy to handle. It resists most chemicals, oil, gasoline and is resistant to color fading, abrasion and rot.							
SRPT-04-1200BLK	Black	1,200'	1/4"	Plastic	1,120		
SRPT-04-600B	Blue & White	600'	1/4"	Plywood	1,120		
SRPT-06-300B	Blue & White	300'	3/8"	Plywood	1,450		
SRPT-06-600B	Blue & White	600'	3/8"	Plywood	1,450		
SRPT-08-300B	Blue & White	300'	1/2"	Plywood	3,780		
SRPT-08-600B	Blue & White	600'	1/2"	Plywood	3,780		
SRPT-12-300B	Blue & White	300'	3/4"	Plywood	7,650		
SRPT-1/4	Yellow	1,300'	1/4"	Plastic	1,130		
SRPT-3/8	Yellow	630'	3/8"	Plastic	2,440		
SRPT-5/16	Yellow	975'	5/16"	Plastic	1,710		
SRPT-1/2	Yellow	335'	1/2"	Plastic	3,780		



## ROPE HANGER

Boshart's rope hangers provide an easy method of attaching the safety rope securely to the well casing. The installation of the well cap onto the well casing is unobstructed. They are installed at the top of the well casing and can be easily removed when the pump is serviced or replaced.

Accepts rope sizes: 1/4" to 3/8"



Part No.	Well Casing I.D.	Quantity	
		L1	L2
STRH-6	6" or 6-1/4"	5	40



Contact your sales rep for any further information

Toll Free: 1-800-561-3164

boshart.com

## MECHANICAL SHAFT SEALS

Boshart's mechanical shaft seals are designed to provide a water tight seal between the pump housing and the motor shaft which drives the impeller.



Part No.	Seat Thickness	Shaft Size	Quantity	
			L1	L2
SS-1000	0.344	0.625	54	270
SS-2000	0.406	0.625	54	270
SS-2010	0.406	0.750	54	270

## CIRCULATOR COUPLING

Boshart's circulator couplings are easy to install and quiet when running. They have a long life and superior alignment capabilities. They are easier on the pump and motor, less rigidity puts less load on the bearings and seals.

H.P. rating 1/12 to 1/3



Part No.	Size	Quantity	
		L1	L2
24-15	1/2"	25	200

## NUT DRIVER

Boshart's nut driver has a flexible shaft and reversible socket.



Part No.	Size	Quantity	
		L1	L2
28-FND	1/4" or 5/16"	100	





Contact your sales rep for any further information

Toll Free: 1-800-561-3164  
boshart.com

Rev. 5.1


## PIPE CUTTERS

Boshart's pipe cutters cut through POLY, PVC, PEX, ABS and CPVC pipe and conduit. They feature a latch for carrying in the closed position. All pipe cutters have a removable and replaceable stainless steel blade.

	Part No.	Cuts Pipe Size	Material	Replacement Blade	Quantity	
					L1	L2
	28-PC-0110	Up to 1"	Metal,	28-PCRB-0110	12	72
	28-PC-0112	Up to 1-1/4"	Metal,	28-PCRBA-0112	6	24
	28-PC-0120	Up to 2"	Metal,	28-PCRBA-0120	6	24
	28-PCP-0110	Up to 1"	Nylon,	28-PCPRB-0110	10	60


## PIPE CUTTER REPLACEMENT BLADES

These are replacement blades for pipe cutters.

	Part No.		Quantity	
			L1	L2
	28-PCRB-0110	For 28-PC-0110		
	28-PCRBA-0112	For 28-PC-0112		
	28-PCRBA-0120	For 28-PC-0120		
	28-PCPRB-0110	For 28-PCP-0110		

## CONTRACTOR BIN

Boshart's contractor bins are a great plastic storage tote with removable bins. They feature a clear lid with latches to secure contents.

	Part No.		Quantity	
			L1	L2
	28-CBD-09	The bins in this contractor bin are deep, included are: • 3 bins are 6" x 4" x 3-1/2" • 6 bins are 4" x 3" x 3-1/2"	1	10
	28-CBD-12	The bins in this contractor bin are deep, included are: • 12 bins are 4" x 3" x 3-1/2"		10
	28-CBS-30	The bins in this contractor bin are shallow, included are: • 18 bins are 3" x 2" x 1-3/4" • 12 bins are 2" x 1-1/2" x 1-3/4"		16

Contact your sales rep for any further information

Toll Free: 1-800-561-3164

boshart.com



# CHECK & FOOT VALVES

One-way valves preventing backflow for both residential and industrial applications



**INDEX**


<b>Product Line</b>	<b>Page</b>
Brass Swing Check Valves	1
Brass Check Valves	1
Control Centre Check Valves	2
Bronze Check Valves	2
Cast Iron Check Valves	3
Ductile Iron Check Valves	4
Plastic Check Valves	6
Stainless Steel Check Valves	7
Auto-drain Valve	7
Replacement Break-off Plug	8
Ball Check Valves	8
Y-Strainer	8
Brass Foot Valves	9
Bronze Foot Valves	9
Cast Iron Foot Valves	10
Plastic Foot Valves	10
Stainless Steel Foot Valves	11
Flapper Foot Valves	11


## BRASS SWING CHECK VALVES

Swing check valves ensure that fluid flows in one direction only. They use a disk in the valve that closes when the pressure of the flow decreases ensuring there is no backflow.




CHECK & FOOT VALVES


Part No.	Size	Connection Type	Quantity	
			L1	L2
 <p><b>Boshart, Temperature Range: Up to 180°F (82°C), Maximum Pressure: 200 PSI</b>                      • Cracking Pressure: 0 PSI                      • NSF / ANSI 372 Certified</p>				
08060311NL	1/2"	FPT	10	120
08060411NL	3/4"	FPT	10	80
08060511NL	1"	FPT	5	60
08060611NL	1-1/4"	FPT	5	40
08060711NL	1-1/2"	FPT	5	30
08060811NL	2"	FPT	2	24
08060911NL	2-1/2"	FPT	15	
08061011NL	3"	FPT	6	
08061111NL	4"	FPT	4	


 <p><b>Boshart, Temperature Range: Up to 180°F (82°C), Maximum Pressure: 200 PSI</b>                      • Cracking Pressure: 0 PSI                      • NSF / ANSI 372 Certified</p>				
08060312NL	1/2"	CxC	10	120
08060412NL	3/4"	CxC	10	80
08060512NL	1"	CxC	5	60
08060612NL	1-1/4"	CxC	5	40
08060712NL	1-1/2"	CxC	5	30
08060812NL	2"	CxC	2	24
08060912NL	2-1/2"	CxC	15	
08061012NL	3"	CxC	6	

## BRASS CHECK VALVES

Brass check valves ensure that fluid flows in one direction only.



Part No.	Size	Connection Type	Quantity	
			L1	L2
 <p><b>Boshart, Standard, Poppet Material: Cast Brass, Seal Material: Nitrile Rubber, Temperature Range: Up to 180°F (82°C), Maximum Pressure: 200 PSI</b>                      • Cracking Pressure: 0.5 PSI                      • NSF / ANSI 372 Certified</p>				
17YBCV050NL	1/2"	FPT	10	100
17YBCV075NL	3/4"	FPT	10	80
17YBCV100NL	1"	FPT	10	60
17YBCV125NL	1-1/4"	FPT	5	40
17YBCV150NL	1-1/2"	FPT	5	30
17YBCV200NL	2"	FPT	5	20
17YBCV300NL	3"	FPT	6	
17YBCV400NL	4"	FPT	3	

 <p><b>Flomatic Valves, Union, Poppet Material: Acetal, Seal Material: Nitrile Rubber, Spring Material: Stainless Steel, Temperature Range: Up to 180°F (82°C), Maximum Pressure: 150 PSI</b>                      • Cracking Pressure: 1 PSI                      • NSF / ANSI 372 Certified</p> <p>Dual check valves are designed for installation on potable water lines to protect against both backsiphonage and backpressure of polluted water into the potable water supply.</p>				
17-GF8089E	1/2"	FPT		
17-GF8080E	3/4"	FPT		25
17-GF8081E	1"	FPT		

Contact your sales rep for any further information

**Toll Free: 1-800-561-3164**  
**boshart.com**

### CONTROL CENTRE CHECK VALVES

Control centre check valves have tappings for accessories such as gauges, switches and snifter valves.  
Note: accessories shown are not included.



Part No.	Size	Connection Type	Inlet Tapping	Outlet Tapping	Quantity	
					L1	L2
<b>Boshart, Standard, Poppet Material: Cast Brass, Seal Material: Nitrile Rubber, Temperature Range: Up to 180°F (82°C), Maximum Pressure: 200 PSI</b> • Cracking Pressure: 0.5 PSI • NSF / ANSI 372 Certified						
17YBCVA-100NL	1"	FPT	(1) 1/8" FPT	None	10	60
17YBCVA-125NL	1-1/4"	FPT	(1) 1/8" FPT	None	5	40



<b>Boshart, Standard, Poppet Material: Cast Brass, Seal Material: Nitrile Rubber, Temperature Range: Up to 180°F (82°C), Maximum Pressure: 200 PSI</b> • Cracking Pressure: 0.5 PSI • NSF / ANSI 372 Certified						
17YBCVB-100NL	1"	FPT	(1) 1/8" FPT	(1) 1/4" FPT	10	60
17YBCVB-125NL	1-1/4"	FPT	(1) 1/8" FPT	(1) 1/4" FPT	5	40
17YBCVB-150NL	1-1/2"	FPT	(1) 1/8" FPT	(1) 1/4" FPT	5	30
17YBCVB-200NL	2"	FPT	(1) 1/8" FPT	(1) 1/4" FPT	5	20



<b>Boshart, Standard, Poppet Material: Cast Brass, Seal Material: Nitrile Rubber, Temperature Range: Up to 180°F (82°C), Maximum Pressure: 200 PSI</b> • Cracking Pressure: 0.5 PSI • NSF / ANSI 372 Certified						
17YBCVC-100NL	1"	FPT	(1) 1/8" FPT	(1) 1/4" FPT, (1) 1/8" FPT	10	60
17YBCVC-125NL	1-1/4"	FPT	(1) 1/8" FPT	(1) 1/4" FPT, (1) 1/8" FPT	5	40



### BRONZE CHECK VALVES

Bronze check valves ensure that fluid flows in one direction only.

Part No.	Size	Connection Type	Quantity	
			L1	L2
<b>Boshart, Standard, Poppet Material: Cast Bronze, Seal Material: Nitrile Rubber, Temperature Range: Up to 180°F (82°C), Maximum Pressure: 200 PSI</b> • Cracking Pressure: 0.5 PSI • NSF / ANSI 372 Certified				
17CV200NL	2"	FPT	5	20
17CV150NL	1-1/2"	FPT	5	30
17CV125NL	1-1/4"	FPT	5	40
17CV100NL	1"	FPT	10	60
17CV075NL	3/4"	FPT	10	80
17CV050NL	1/2"	FPT	10	100



<b>Boshart, Standard, Poppet Material: Cast Bronze, Seal Material: Nitrile Rubber, Temperature Range: Up to 180°F (82°C), Maximum Pressure: 200 PSI</b> • Cracking Pressure: 0.5 PSI				
17CVMF-125-100NL	1-1/4" x 1"	MPT x FPT	10	60



<b>Flomatic Valves, Standard, Poppet Material: Stainless Steel, Seal Material: Viton, Spring Material: Stainless Steel, Temperature Range: Up to 400°F (204°C), Maximum Pressure: 100 PSI</b> • Cracking Pressure: 1 PSI • NSF / ANSI 372 Certified				
17-4034HTE	2"	FPT		
17-4033HTE	1-1/2"	FPT		
17-4032HTE	1-1/4"	FPT		
17-4031HTE	1"	FPT		
17-4030HTE	3/4"	FPT		



Contact your sales rep for any further information

Toll Free: 1-800-561-3164

boshart.com

Rev. 5.6



## BRONZE CHECK VALVES

CHECK & FOOT VALVES

Part No.	Size	Connection Type	Quantity	
			L1	L2



**Flomatic Valves, Hex, Poppet Material: Acetal, Seal Material: Nitrile Rubber, Spring Material: Stainless Steel, Temperature Range: Up to 180°F (82°C), Maximum Pressure: 400 PSI**

- Cracking Pressure: 1 PSI
- NSF / ANSI 372 Certified

17-4201E	1"	FPT		
17-4202EVFD	1-1/4"	FPT		36



**Flomatic Valves, Standard, Poppet Material: Nylon 11, Seal Material: Nitrile Rubber, Spring Material: Stainless Steel, Temperature Range: Up to 180°F (82°C), Maximum Pressure: 200 PSI**

- Cracking Pressure: 1 PSI
- NSF / ANSI 372 Certified

17-5159E	3/8"	FPT		10
17-5118E	1/4"	FPT		10
17-4037E	4"	FPT		
17-4036E	3"	FPT		
17-4035E	2-1/2"	FPT		
17-4034E	2"	FPT		16
17-4033E	1-1/2"	FPT		25
17-4032E	1-1/4"	FPT		36
17-4031E	1"	FPT	1	50
17-4030E	3/4"	FPT		100
17-4029E	1/2"	FPT		100



**Flomatic Valves, Hex - Long Threads, Poppet Material: Acetal, Seal Material: Nitrile Rubber, Spring Material: Stainless Steel, Temperature Range: Up to 180°F (82°C), Maximum Pressure: 400 PSI**

- Cracking Pressure: 1 PSI
- NSF / ANSI 372 Certified

17-4242XLE	1-1/4"	MPT x FPT		36
17-4201XLE	1"	MPT x FPT		36



**Flomatic Valves, Hex, Poppet Material: Acetal, Seal Material: Nitrile Rubber, Spring Material: Stainless Steel, Temperature Range: Up to 180°F (82°C), Maximum Pressure: 400 PSI**

- Cracking Pressure: 1 PSI
- NSF / ANSI 372 Certified
- 17-4221LE has longer threads for use with PVC pipe.
- 17-42 Series is hex shaped for easy wrenching.

17-4242E	1-1/4"	MPT x FPT		36
17-4223E	1-1/2" x 1-1/4"	MPT x FPT		36
17-4221LE	1-1/4" x 1"	MPT x FPT		50
17-4079E	2"	MPT x FPT		16


Contact your sales rep for any further information

Toll Free: 1-800-561-3164

boshart.com

## DUCTILE IRON CHECK VALVES

Ductile iron check valves ensure that fluid flows in one direction only.



Part No.	Size	Connection Type	Quantity	
			L1	L2
<b>Flomatic Valves, Split Disc, Spring Material: Stainless Steel, Temperature Range: Up to 180°F (82°C), Maximum Pressure: 200 PSI</b> <ul style="list-style-type: none"> <li>• Cracking Pressure: 1 PSI</li> <li>• NSF / ANSI 372 Certified</li> </ul>				
18SDCVCI-2	2"	Wafer		
18SDCVCI-2.5	2-1/2"	Wafer		
18SDCVCI-3	3"	Wafer		
18SDCVCI-4	4"	Wafer		
18SDCVCI-5	5"	Wafer		
18SDCVCI-6	6"	Wafer		
18SDCVCI-8	8"	Wafer		
18SDCVCI-10	10"	Wafer		
18SDCVCI-12	12"	Wafer		



## DUCTILE IRON CHECK VALVES

Ductile iron check valves ensure that fluid flows in one direction only.

Part No.	Size	Connection Type	Quantity	
			L1	L2
<b>Flomatic Valves, Standard, Poppet Material: Ductile Iron, Seal Material: Nitrile Rubber, Temperature Range: Up to 180°F (82°C), Maximum Pressure: 600 PSI</b> <ul style="list-style-type: none"> <li>• Cracking Pressure: 1 PSI</li> <li>• NSF / ANSI 372 Certified</li> </ul>				
174031DI	1"	FPT		49
174032DI	1-1/4"	FPT		36
174033DI	1-1/2"	FPT		25
177937	2"	FPT		16
177936	2-1/2"	FPT		
177938	3"	FPT		5
177939	4"	FPT		4
174088	5"	FPT		
174089	6"	FPT		
174090	8"	FPT		
<b>Flomatic Valves, VFD, Poppet Material: Ductile Iron, Seal Material: Nitrile Rubber, Temperature Range: Up to 180°F (82°C), Maximum Pressure: 600 PSI</b> <ul style="list-style-type: none"> <li>• Cracking Pressure: 1 PSI</li> <li>• NSF / ANSI 372 Certified</li> </ul>				
177937VFD	2"	FPT		
177936VFD	2-1/2"	FPT		
177938VFD	3"	FPT		
177939VFD	4"	FPT		
174088VFD	5"	FPT		
174089VFD	6"	FPT		
174090VFD	8"	FPT		
<b>Flomatic Valves, DIX, Poppet Material: Ductile Iron, Seal Material: Nitrile Rubber, Temperature Range: Up to 180°F (82°C), Maximum Pressure: 400 PSI</b> <ul style="list-style-type: none"> <li>• Cracking Pressure: 1 PSI</li> <li>• NSF / ANSI 372 Certified</li> </ul>				
177938DIX	3"	FPT		
174089DIX	6"	FPT		
174091DIX	10"	FPT		



Contact your sales rep for any further information

Toll Free: 1-800-561-3164  
boshart.com

## DUCTILE IRON CHECK VALVES

Part No.	Size	Connection Type	Quantity	
			L1	L2



**Flomatic Valves, VFD, Poppet Material: Ductile Iron, Seal Material: Nitrile Rubber, Temperature Range: Up to 180°F (82°C), Maximum Pressure: 600 PSI**

- Cracking Pressure: 1 PSI
- NSF / ANSI 372 Certified

174084VFD	2"	MPT x FPT	16	
174083VFD	3"	MPT x FPT	5	
174077VFD	4"	MPT x FPT		
174075VFD	5"	MPT x FPT		
174081VFD	6"	MPT x FPT		
174087VFD	6" x 5"	MPT x FPT		



**Flomatic Valves, Standard, Poppet Material: Bronze, Seal Material: EPDM, Spring Material: Stainless Steel, Temperature Range: Up to 200°F (93°C), Maximum Pressure: 200 PSI**

- Cracking Pressure: 1 PSI
- NSF/ANSI 14, 61 & 372
- 2" - 6" ASME 150# and 300#
- 8" - 10" ASME 150#

18WSCVCI-2	2"	Wafer		
18WSCVCI-2.5	2-1/2"	Wafer		
18WSCVCI-3	3"	Wafer		
18WSCVCI-4	4"	Wafer		
18WSCVCI-5	5"	Wafer		
18WSCVCI-6	6"	Wafer		
18WSCVCI-8	8"	Wafer		
18WSCVCI-10	10"	Wafer		



**Flomatic Valves, Globe, Poppet Material: Brass, Seal Material: EPDM, Spring Material: Stainless Steel, Temperature Range: Up to 200°F (93°C), Maximum Pressure: 200 PSI**

- Cracking Pressure: 1 PSI
- NSF/ANSI 14, 61 & 372
- ASME 150#: Max Pressure 300 PSI at 150°F

18GSCVCI-2	2"	Flange		
18GSCVCI-2.5	2-1/2"	Flange		
18GSCVCI-3	3"	Flange		
18GSCVCI-4	4"	Flange		
18GSCVCI-5	5"	Flange		
18GSCVCI-6	6"	Flange		
18GSCVCI-8	8"	Flange		
18GSCVCI-10	10"	Flange		
18GSCVCI-12	12"	Flange		

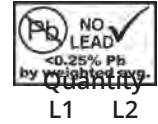
Contact your sales rep for any further information

Toll Free: 1-800-561-3164

boshart.com

## PLASTIC CHECK VALVES

Plastic check valves ensure that fluid flows in one direction only.



Part No.	Size	Connection Type	Quantity	L1	L2
<b>Flomatic Valves, Primary Material: Acetal, Poppet Material: Nylon 11, Seal Material: Viton, Spring Material: Stainless Steel, Temperature Range: Up to 180°F (82°C), Maximum Pressure: 150 PSI</b> <ul style="list-style-type: none"> <li>• Cracking Pressure: 1 PSI</li> <li>• NSF / ANSI 372 Certified</li> </ul>					
175239	1/2"	FPT			
175359	3/8"	FPT	10		
<b>Flomatic Valves, Primary Material: Polypropylene, Poppet Material: Polypropylene, Seal Material: Viton, Spring Material: Stainless Steel, Temperature Range: Up to 180°F (82°C), Maximum Pressure: 150 PSI</b> <ul style="list-style-type: none"> <li>• Cracking Pressure: 1 PSI</li> <li>• NSF / ANSI 372 Certified</li> </ul>					
175357	1/2"	FPT	10		
175358	3/4"	FPT	10		
<b>Boshart, Primary Material: PVC, Seal Material: EPDM, Spring Material: 304 Stainless Steel, Temperature Range: Up to 140°F (60°C), Maximum Working Pressure: 100 PSI @ 73°F</b> <ul style="list-style-type: none"> <li>• Cracking Pressure: 0.5 PSI</li> </ul>					
1710-05	1/2"	FPT	10	120	
1710-07	3/4"	FPT	120		
1710-10	1"	FPT	8	80	
1710-12	1-1/4"	FPT	6	60	
1710-15	1-1/2"	FPT	6	60	
1710-20	2"	FPT	4	40	
1710-30	3"	FPT	6		
1710S-05	1/2"	Socket	10	120	
1710S-07	3/4"	Socket	10	120	
1710S-10	1"	Socket	8	80	
1710S-12	1-1/4"	Socket	6	60	
1710S-15	1-1/2"	Socket	60		
1710S-20	2"	Socket	40		
<b>Boshart, Primary Material: PVC, Seal Material: Nitrile Rubber, Spring Material: Stainless Steel, Maximum Working Pressure: 150 PSI @ 73°F</b> <ul style="list-style-type: none"> <li>• Cracking Pressure: 0.5 PSI</li> <li>• NSF / ANSI 372 Certified</li> <li>• Threads: ASME / ANSI B1.20.1</li> </ul>					
17PCV075	3/4"	FPT	20		
17PCV100	1"	FPT	20		
17PCV125	1-1/4"	FPT	20		
17PCV150	1-1/2"	FPT	20		
17PCV200	2"	FPT	10		



Contact your sales rep for any further information

Toll Free: 1-800-561-3164

boshart.com

Rev. 5.5

## STAINLESS STEEL CHECK VALVES

Stainless steel check valves ensure that fluid flows in one direction only. They have a higher corrosion resistance.



CHECK & FOOT VALVES

Part No.	Size	Connection Type	Quantity	
			L1	L2



**Boshart, Standard, Primary Material: 304 Stainless Steel, Poppet Material: 304 Stainless Steel, Seal Material: Viton, Temperature Range: Up to 180°F (82°C), Maximum Pressure: 200 PSI**  
 • Cracking Pressure: 0.5 PSI  
 • NSF / ANSI 372 Certified

17CVSS-050	1/2"	FPT	10	100
17CVSS-075	3/4"	FPT	10	80
17CVSS-100	1"	FPT	10	60
17CVSS-125	1-1/4"	FPT	5	40
17CVSS-150	1-1/2"	FPT	5	30
17CVSS-200	2"	FPT	5	20
17CVSS-300	3"	FPT	6	
17CVSS-400	4"	FPT	3	
17CVSSMF-125-100	1-1/4" x 1"	MPT x FPT	10	60



**Flomatic Valves, Hex, Primary Material: 303 Stainless Steel, Poppet Material: Delrin, Seal Material: Nitrile Rubber, Spring Material: Stainless Steel, Temperature Range: Up to 180°F (82°C), Maximum Pressure: 400 PSI**  
 • Cracking Pressure: 1 PSI  
 • NSF / ANSI 372 Certified

17-4201SS2	1"	FPT		
17-4202SS2	1-1/4"	FPT		36



**Flomatic Valves, Standard, Primary Material: 316 Stainless Steel, Poppet Material: Stainless Steel, Seal Material: Viton, Spring Material: Stainless Steel, Temperature Range: Up to 400°F (204°C), Maximum Pressure: 450 PSI**  
 • Cracking Pressure: 1 PSI  
 • NSF / ANSI 372 Certified

17-4031S6	1"	FPT		50
17-4032S6	1-1/4"	FPT		36
17-4033S6	1-1/2"	FPT		25
17-4034S6	2"	FPT		16
17-7938S6-PLG	3"	FPT		5
17-7939S6-PLG	4"	FPT		4



**Flomatic Valves, Union, Primary Material: 316 Stainless Steel, Poppet Material: Acetal, Seal Material: Nitrile Rubber, Spring Material: Stainless Steel, Temperature Range: Up to 180°F (82°C), Maximum Pressure: 150 PSI**  
 • Cracking Pressure: 1 PSI  
 • NSF / ANSI 372 Certified

Dual check valves are designed for installation on potable water lines to protect against both backsiphonage and backpressure of polluted water into the potable water supply.

17-GF8080S6	3/4"	FPT		
17-GF8081S6	1"	FPT		

## AUTO-DRAIN VALVE

This auto-drain valve is designed for use in domestic well water systems, irrigation and sprinkler systems, agricultural watering. It provides automatic drainage of water lines when line pressure drops below 10 PSI (approx. 5 gpm) in a closed water system. Stainless steel spring, fasteners & valve disc.

Part No.	Size	Connection Type	Quantity	
			L1	L2



**Flomatic Valves, Temperature Range: Up to 180°F (82°C), Maximum Pressure: 400 PSI**  
 • NSF / ANSI 372 Certified

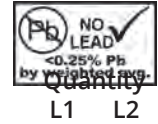
17-4501P	1"	MPT		12
----------	----	-----	--	----

Contact your sales rep for any further information

Toll Free: 1-800-561-3164  
 boshart.com

## REPLACEMENT BREAK-OFF PLUG

These break off plugs are used with check valves. When broken off the riser pipe is able to drain. They are threaded to install into the valve.



Part No. Size

### Flomatic Valves, Temperature Range: Up to 180°F (82°C), Maximum Pressure: 600 PSI

• NSF / ANSI 372 Certified




Part No.	Size	For
1776098-6	3/8"	For 3" valves
1776098-7	3/8"	For 4" valves
1776098	3/8"	For 5" or 6" valves
1776098-11	1/2"	For 10" valves

## BALL CHECK VALVES

Ball check valves ensure that fluid flows in one direction only. This is done by using a weighted ball to stop the flow when the pressure of the flow decreases preventing backflow.

- Cracking Pressure: 1 PSI
- NSF / ANSI 372 Certified



Part No. Size Connection Type Quantity  
L1 L2



### Flomatic Valves, PVC, Ball Material: Nitrile Rubber, Temperature Range: Up to 150°F (66°C),

Maximum Pressure: 100 PSI

Slip connection available. Contact inside sales for details.

Part No.	Size	Connection Type
172131T	1"	FPT
172132T	1-1/4"	FPT
172133T	1-1/2"	FPT
172134T	2"	FPT



### Flomatic Valves, Cast Iron, Ball Material: Nitrile Rubber, Temperature Range: Up to 180°F (82°C),

Maximum Pressure: 150 PSI

Part No.	Size	Connection Type
172141	1-1/4"	FPT
172142	2"	FPT



### Flomatic Valves, Cast Iron, Ball Material: Phenolic, Temperature Range: Up to 180°F (82°C),

Maximum Pressure: 150 PSI


Note: 3" & 4" don't have an access cover.

Part No.	Size	Connection Type	Quantity
173232	1"	FPT	
173233	1-1/4"	FPT	
173234	1-1/2"	FPT	10
173235	2"	FPT	
173236	2-1/2"	FPT	
172044	3"	FPT	
172045	4"	Flange	

## Y-STRAINER

Y-Strainers come with a clean-out plug and are not rated for steam application.

- Cracking Pressure: 1 PSI
- NSF / ANSI 372 Certified



Part No. Size Connection Type

### Flomatic Valves, Bronze, Temperature Range: Up to 180°F (82°C), Maximum Pressure: 400 PSI



Part No.	Size	Connection Type	Quantity
16YS-S-05	1/2"	FPT	
16YS-S-07	3/4"	FPT	10 50
16YS-S-10	1"	FPT	6 36
16YS-S-12	1-1/4"	FPT	6 24
16YS-S-15	1-1/2"	FPT	2 12
16YS-S-20	2"	FPT	8

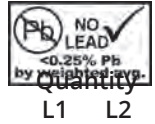
Contact your sales rep for any further information

Toll Free: 1-800-561-3164  
boshart.com

Rev. 5.5

## BRASS FOOT VALVES

Brass foot valves prevent water from back flowing into the water source.



CHECK & FOOT VALVES

Part No. Size Connection Type

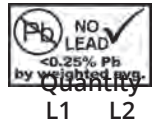


**Boshart, Poppet Material: Cast Brass, Seal Material: Nitrile Rubber, Temperature Range: Up to 180°F (82°C), Maximum Pressure: 200 PSI**  
 • Cracking Pressure: 0.5 PSI  
 • NSF / ANSI 372 Certified

Part No.	Size	Connection Type	L1	L2
17YBFV050NL	1/2"	FPT	10	100
17YBFV075NL	3/4"	FPT	10	80
17YBFV100NL	1"	FPT	10	60
17YBFV125NL	1-1/4"	FPT	5	40
17YBFV150NL	1-1/2"	FPT	5	30
17YBFV200NL	2"	FPT	5	20
17YBFV300NL	3"	FPT	8	
17YBFV400NL	4"	FPT	4	

## BRONZE FOOT VALVES

Bronze foot valves prevent water from back flowing into the water source.



Part No. Size Connection Type



**Boshart, Standard, Poppet Material: Bronze, Seal Material: Nitrile Rubber, Temperature Range: Up to 180°F (82°C), Maximum Pressure: 200 PSI**  
 • Cracking Pressure: 1 PSI  
 • NSF / ANSI 372 Certified

Part No.	Size	Connection Type	L1	L2
17FV050NL	1/2"	FPT	10	100
17FV075NL	3/4"	FPT	10	80
17FV100NL	1"	FPT	10	60
17FV125NL	1-1/4"	FPT	5	40
17FV150NL	1-1/2"	FPT	5	30
17FV200NL	2"	FPT	5	20
17FV300NL	3"	FPT	8	



**Flomatic Valves, Standard, Poppet Material: Acetal, Seal Material: Nitrile Rubber, Spring Material: Stainless Steel, Temperature Range: Up to 180°F (82°C), Maximum Pressure: 250 PSI**  
 • Cracking Pressure: 1 PSI  
 • NSF / ANSI 372 Certified

Part No.	Size	Connection Type	L1	L2
17-4100E	3/4"	FPT		100
17-4101E	1"	FPT		49
17-4103E	1-1/4"	FPT		36
17-4104E	1-1/2"	FPT		25
17-4105E	2"	FPT		16
17-4106E	2-1/2"	FPT		
17-4107E	3"	FPT		
17-4108E	4"	FPT		



**Flomatic Valves, Slim, Poppet Material: Acetal, Seal Material: Nitrile Rubber, Spring Material: Stainless Steel, Temperature Range: Up to 180°F (82°C), Maximum Pressure: 250 PSI**  
 • NSF / ANSI 372 Certified  
 • Will pass through a 2" pipe


Part No.	Size	Connection Type	L1	L2
17-4102E	1-1/4"	FPT		49

Contact your sales rep for any further information

Toll Free: 1-800-561-3164  
 boshart.com

## CAST IRON FOOT VALVES

Cast iron foot valves prevent water from back flowing into the water source.



Part No.	Size	Connection Type	Quantity	
			L1	L2
 <b>Flomatic Valves, Poppet Material: Acetal, Seal Material: Nitrile Rubber, Spring Material: Stainless Steel, Temperature Range: Up to 180°F (82°C), Maximum Pressure: 250 PSI</b> • Cracking Pressure: 1 PSI • NSF / ANSI 372 Certified				
174764	2"	FPT		
174765	2-1/2"	FPT		
174766	3"	FPT		
174767	4"	FPT		

CHECK & FOOT  
VALVES

## PLASTIC FOOT VALVES

Plastic foot valves prevent water from back flowing into the water source.



Part No.	Size	Connection Type	Quantity	
			L1	L2
 <b>Flomatic Valves, Primary Material: Acetal, Poppet Material: Nylon 11, Seal Material: Nitrile Rubber, Spring Material: Stainless Steel, Temperature Range: Up to 140°F (60°C), Maximum Working Pressure: 150 PSI @ 73°F</b> • Cracking Pressure: 1 PSI • NSF / ANSI 372 Certified				
175619	3/8"	FPT		10
175620	1/2"	FPT		10
 <b>Boshart, Primary Material: PVC, Poppet Material: Acetal, Seal Material: Nitrile Rubber, Spring Material: Stainless Steel, Maximum Pressure: 150 PSI</b> • Cracking Pressure: 0.5 PSI • NSF / ANSI 372 Certified • Please note that 17PFV-250 & 17PFV-300 are not made Boshart and has a Cracking Pressure of 1 PSI				
17PFV075	3/4"	FPT		20
17PFV100	1"	FPT		20
17PFV125	1-1/4"	FPT		20
17PFV150	1-1/2"	FPT		20
17PFV200	2"	FPT		10
17PFV-250	2-1/2"	FPT		12
17PFV-300	3"	FPT		12
17PFVB100125	1" or 1-1/4"	Insert		20
17PFVM075150	3/4" - 1-1/2"	MPT		20



Contact your sales rep for any further information

Toll Free: 1-800-561-3164

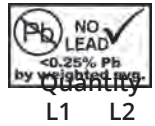
boshart.com


Rev. 5.4



## STAINLESS STEEL FOOT VALVES

Stainless steel foot valves prevent water from back flowing into the water source. They have a higher corrosion resistance.






Part No.	Size	Connection Type	Quantity	
			L1	L2
 <p><b>Boshart, Poppet Material: 304 Stainless Steel, Seal Material: Viton, Temperature Range: Up to 180°F (82°C), Maximum Pressure: 200 PSI</b>                      • Cracking Pressure: 1 PSI                      • NSF / ANSI 372 Certified</p>				
17FVSS-050	1/2"	FPT	10	100
17FVSS-075	3/4"	FPT	10	80
17FVSS-100	1"	FPT	10	60
17FVSS-125	1-1/4"	FPT	5	40
17FVSS-150	1-1/2"	FPT	5	30
17FVSS-200	2"	FPT	5	20
17FVSS-300	3"	FPT	8	
17FVSS-400	4"	FPT	4	

## FLAPPER FOOT VALVES

Flapper foot valves prevent water from back flowing into the water source. They use a flapper that closes when the pressure of the flow decreases ensuring there is no backflow.

• Cracking Pressure: 0.5 PSI



Part No.	Size	Connection Type	Quantity	
			L1	L2
 <p><b>Boshart, PVC, Seal Material: Nitrile Rubber, 150 PSI @ 73°F</b></p>				
17PFVF-300	3"	FPT	6	
17PFVF-400	4"	FPT	6	
17PFVF-600	6"	FPT	2	
 <p><b>Boshart, Cast Iron, Temperature Range: Up to 80°F (27°C), Maximum Pressure: 20 PSI</b></p>				
174964	2"	FPT		
174966	3"	FPT		
174967	4"	FPT		
174969	6"	FPT		
 <p><b>Flomatic Valves, Cast Iron, Seal Material: EPDM, Temperature Range: Up to 180°F (82°C), Maximum Pressure: 200 PSI</b></p>				
18FLFVCI-2	2"	Flange		
18FLFVCI-2.5	2-1/2"	Flange		
18FLFVCI-3	3"	Flange		
18FLFVCI-4	4"	Flange		
18FLFVCI-5	5"	Flange		
18FLFVCI-6	6"	Flange		
18FLFVCI-8	8"	Flange		
18FLFVCI-10	10"	Flange		
18FLFVCI-12	12"	Flange		

Contact your sales rep for any further information

Toll Free: 1-800-561-3164

boshart.com



# PITLESS ADAPTERS, WELL CAPS & WELL SEALS

Major components for industrial and residential well assembly  
in a range of sizes and materials









**INDEX**

<b>Product Line</b>	<b>Page</b>
Standard Pitless Adapters	1
Pressurized Pitless Adapters	1
Tapped Pitless Adapters	2
Clamp On Pitless Adapters	2
Weld On Pitless Adapters	3
Wrap Around Pitless Adapters - PVC Casing	3
Clear Way Pitless Adapters - Steel Casing	3
Concrete Tile Pitless Adapters	3
Double Drop Pipe Pitless Adapters	4
Bronze Wire Spud	4
Pitless Adapter Accessories	4
Industrial Pitless Units	5
Plain Well Caps	6
Conduit Well Caps	6
WTC Series Watertight Well Caps	7
WTMLC Series Watertight Well Caps	8
Well Cap Casing Adapter	8
WTCC Series Watertight Well Caps	9
WTCL Series Watertight Well Caps	9
WTCL Series Premium Watertight Well Cap	9
Premium Watertight Well Cap Accessories	10
Plastic Well Seals	11
Cast Iron Well Seals	11
Steel Well Seals	12
Well Seal Accessories	14

## STANDARD PITLESS ADAPTERS

Boshart's standard pitless adapters are designed to make raising a submersible pump for service or replacement easier. They feature gaskets for sealing on the casing.




Part No.	Size	Well Casing Size	Drop Pipe Size	Hole Saw Size	Maximum Load - Lbs	Quantity	
						L1	L2
 <b>Bronze, Boshart</b> • NSF/ANSI 372 Certified • Large gasket for more efficient sealing on casing							
PA-800NL	1"	5" to 12"	1"	1-3/4"	900	16	
 <b>Bronze, Boshart</b> • NSF/ANSI 372 Certified • Water Systems Council Listed PAS-97 • Large gasket for more efficient sealing on casing							
PA-100NL	1"	5" to 12"	1"	1-3/4"	2000	16	
PA-125NL	1-1/4"	5" to 12"	1-1/4"	2-1/8"	2000	10	
PA-200NL	2"	5-5/8" to 12"	2"	3-1/8"	5000	4	
 <b>Bronze, Sealwell</b> • NSF/ANSI 372 Certified • Large gasket for more efficient sealing on casing							
P-100NL	1"	5" to 12"	1"	1-3/4"	2000	16	
 <b>Bronze, Dicken</b> • NSF/ANSI 372 Certified							
JR-S-10NL	1"	4-1/2" to 12"	1"	1-3/4"	1500	12	
LD-S-10NL	1"	5" to 12"	1"	1-3/4"	2000	12	
LD-S-12NL	1-1/4"	5" to 12"	1-1/4"	2-1/8"	2000	8	
S-20NL	2"	5-5/8" to 12"	2"	3-1/8"	5000	4	
 <b>304 Stainless Steel, Boshart</b> • NSF/ANSI 372 Certified • Large gasket for more efficient sealing on casing							
P-800-SS	1"	5" to 12"	1"	1-3/4"	6000	1	10
 <b>304 Stainless Steel, Boshart</b> • NSF/ANSI 372 Certified • Water Systems Council Listed PAS-97 • Large gasket for more efficient sealing on casing							
P-100-SS	1"	5" to 12"	1"	1-3/4"	6000	1	10
P-125-SS	1-1/4"	5" to 12"	1-1/4"	2-1/8"	6000	1	5
P-150-SS	1-1/2"	5" to 12"	1-1/2"	2-1/2"	6000	1	4
P-200-SS	2"	5" to 12"	2"	3-1/8"	6000	1	4



PITLESS ADAPTERS,  
WELL CAPS & WELL SEALS

## PRESSURIZED PITLESS ADAPTERS

For installations requiring a pressurized point of attachment. A small hole between the internal and external gaskets ensures a positive pressure and seal to the well casing. Approved for use in the state of Illinois.

Part No.	Size	Well Casing Size	Drop Pipe Size	Hole Saw Size	Maximum Load - Lbs	Quantity	
						L1	L2
 <b>Bronze, Boshart</b> • NSF/ANSI 372 Certified							
PA-100-PNL	1"	5" to 12"	1"	1-3/4"	2000	16	
PA-125-PNL	1-1/4"	5" to 12"	1-1/4"	2-1/8"	2000	10	



Contact your sales rep for any further information

Toll Free: 1-800-561-3164

boshart.com

### TAPPED PITLESS ADAPTERS

Boshart's tapped pitless adapters are designed for underground tanks / dirty water to make service or replacement easier. They feature gaskets for sealing on the casing and a 1/4" FPT tapping.

Part No.	Primary Material	Well Casing Size	Drop Pipe Size	Hole Saw Size	Maximum Load - Lbs	Quantity	
						L1	L2



#### 1"

These tapped pitless adapters are for underground water well tank installations. The tapping provides a means to connect poly tubing to the pressure switch, located near the buried tank.

P-100-SS-T	304 Stainless Steel	5" to 12"	1"	1-3/4"	6000	18	
PA-800-TNL	Bronze	5" to 12"	1"	1-3/4"	900	16	

#### 1-1/4"

These are for dirty water applications. The tapping provides a means to connect a 1/4" pipe to the pitless to allow for easy removal of the pitless unit and pump. The pipe is guided by a rail / guide system (not included) that aligns the pitless elbow with the pitless slide when reinstalling.

P-125-SS-T	304 Stainless Steel	5" to 12"	1-1/4"	2-1/8"	6000	8	
PA-125-TNL	Bronze	5" to 12"	1-1/4"	2-1/8"	2000	10	

#### 2"

These are for dirty water applications. The tapping provides a means to connect a 1/4" pipe to the pitless to allow for easy removal of the pitless unit and pump. The pipe is guided by a rail / guide system (not included) that aligns the pitless elbow with the pitless slide when reinstalling.

P-200-SS-T	304 Stainless Steel	5" to 12"	2"	3-1/8"	6000	4	
PA-200-TNL	Bronze	5-5/8" to 12"	2"	3-1/8"	5000	4	

### CLAMP ON PITLESS ADAPTERS

Clamp on pitless adapters clamp around the well casing. They have a neoprene gasket for sealing the housing to the outside of the well casing and is held in place with stainless steel straps and hardware.

Part No.	Well Casing O.D.	Drop Pipe Size	Maximum Load - Lbs	Quantity	
				L1	L2



#### MAASS

09-4JC1NL	4-1/2"	1"	4000		
09-5ODJC1NL	4.95" to 5"	1"	4000		
09-5JC1NL	5-9/16"	1"	4000		
09-6ODJC1NL	5.9" to 6"	1"	4000		
09-6JC1NL	6-5/8"	1"	4000		
09-7JC1NL	7"	1"	4000		
09-4JC1.25NL	4-1/2"	1-1/4"	4000		
09-5JC1.25NL	5-9/16"	1-1/4"	4000		
09-5ODJC1.25NL	4.95" to 5"	1-1/4"	4000		
09-6JC1.25NL	6-5/8"	1-1/4"	4000		
09-6ODJC1.25NL	5.9" to 6"	1-1/4"	4000		
09-7JC1.25NL	7"	1-1/4"	4000		

## WELD ON PITLESS ADAPTERS

Weld on pitless adapters are designed for shallow or deep settings and high working pressures. They have a 8° slip fitting for easy installation and removal of the insert. No obstruction is left in the well casing when the insert is pulled out.



Part No.	Well Casing O.D.	Drop Pipe Size	Maximum Load - Lbs	Quantity	
				L1	L2
<b>MAASS</b>					
09-4j1.25NL	4" to 5"	1-1/4"	5000		
09-4j1.5NL	4" to 5"	1-1/2"	5000		
09-6j1.5NL	6" or larger	1-1/2"	5000		
09-5j2NL	5"	2"	6000		
09-6j2NL	6" or larger	2"	5000		
09-6j2.5NL	6" or larger	2-1/2"	8000		
09-8j3NL	8" or larger	3"	10000		
09-10j4NL	10" or larger	4"	16000		

## WRAP AROUND PITLESS ADAPTERS - PVC CASING

Wrap around pitless adapters come with a strap that wraps around a PVC well casing to secure it in place.

PITLESS ADAPTERS,  
WELL CAPS & WELL SEALS



Part No.	Well Casing O.D.	Well Casing I.D.	Drop Pipe Size	Maximum Load - Lbs	Quantity	
					L1	L2
<b>Dicken</b>						
CW-4-10-WANL	4-1/2"	4"	1"	2000	6	
CW-4.5-10-WANL	5"	4-1/2"	1"	2000	6	
CW-5-10-WANL	5-9/16"	5"	1"	2000	6	

## CLEAR WAY PITLESS ADAPTERS - STEEL CASING

Clear way pitless adapters come with a strap that wraps around a steel well casing to secure it in place.



Part No.	Well Casing O.D.	Well Casing I.D.	Drop Pipe Size	Maximum Load - Lbs	Quantity	
					L1	L2
<b>Dicken</b>						
CW-4-10NL	4-1/2"	4"	1"	2000	6	
CW-5-10NL	5" or 5-9/16"	4-1/2" or 5"	1"	2000	6	
CW-6-10NL	6" or 6-5/8"	5-5/8" or 6"	1"	2000	6	

## CONCRETE TILE PITLESS ADAPTERS

Concrete tile pitless adapters have an extended shank to allow the pitless slide to be installed through a cement casing with a maximum thickness of 3". The 1-1/4" adapter is ideal for sewage disconnects on grinder pumps in cement tanks.



Part No.	Size	Drop Pipe Size	Hole Saw Size	Maximum Load - Lbs	Quantity	
					L1	L2
<b>Bronze, Boshart</b>						
PA-100-CTNL	1"	1"	1-3/4"	2000	12	
PA-125-CTNL	1-1/4"	1-1/4"	2-1/8"	2000	10	

Contact your sales rep for any further information

Toll Free: 1-800-561-3164  
boshart.com

## DOUBLE DROP PIPE PITLESS ADAPTERS

Double drop pipe pitless adapters allow for two pipes to go down the well, generally used in jet pump applications.

Part No.	Well Casing Size	Drop Pipe Size	Hole Saw Size	Maximum Load - Lbs	Quantity	
					L1	L2
<b>Dicken</b>						
LD-2XNL	4-1/2" to 12"	1" & 1-1/4"	1-3/4" & 2-1/8"	2000	6	
<b>Boshart</b> • Water System Council Listed PAS-97						
PA-2XNL	4-1/2" to 12"	1" & 1-1/4"	1-3/4" & 2-1/8"	2000	6	



PITLESS ADAPTERS, WELL CAPS & WELL SEALS

## BRONZE WIRE SPUD

Boshart's wire spud are attached to a well casing, for many reasons including bulkhead fittings, electrical conduit and well drain. The rubber gasket prevents any ground water contamination. Provide long life and durability in aggressive well conditions.

Part No.	Size	Quantity	
		L1	L2
WS-100	1"	16	



## PITLESS ADAPTER ACCESSORIES

These accessories are for pitless adapters.

Part No.	Size	Description	Quantity	
			L1	L2
<b>Hole Saw</b>				
The high speed cutting edge is electron-beam welded to a tough alloy back. These hole saws cut clean and accurately through virtually any machinable material. Knockout holes allow for easy removal of the cores. Contact inside sales for additional sizes.				
28-HS134	1-3/4"	Use to install 1" pitless adapters		
28-HS212	2-1/2"	Use to install 1-1/2" pitless adapters		
28-HS218	2-1/8"	Use to install 1-1/4" pitless adapters		
28-HS318	3-1/8"	Use to install 2" pitless adapters		
<b>Pilot Drill</b>				
Replacement pilot drill for arbor and hole saws.				
28-HSPD	1/4"		10	
<b>Quick Change Arbor</b>				
This quick change arbor provides fast interchanging of hole saws without arbor removal from chuck. The hex shank prevents slippage in chuck. For hole saws 1-1/4" to 6" in diameter.				
28-HSA	7/16"	Hex Shank		
<b>Silicone Lubricant</b>				
This silicone lubricant retains it's paste like consistency and will not soften or flow over the temperature range listed. It is highly water repellent and resistant to oxidation. Provides a mild chemical barrier coating.				
P-LUBE	4 oz.		100	





## INDUSTRIAL PITLESS UNITS



Boshart's Industrial Pitless Units are designed and precision-machined for heavy duty municipal and industrial water well applications.

Benefits include:

- Quick Installation
- Easy to Service
- Economical
- Sanitary
- Frost Proof
- Durable
- Maximum Corrosion Protection
- Readily Available
- Certified to Industry Standards
  - NSF/ANSI/CAN Standard 61 Certified
  - NSF/ANSI Standard 372 Certified
  - ASSE Standard #1093-2019, Water System Council Standard PAS-97



Please contact inside sales for more information on our industrial pitless units and accessories. Full details are available in our Booklet, and request forms available upon request.

### Part Number Convention:

P 08 D W B 6 F 4 F 4 N C

P	08	D	W	B	6	F	4	F	4	N	C
											Well Cap: C = Cast Iron, N = No Cap,
											Well / Spool Type: N = Normal Well (Open Through Passages) F = Flowing Well (Closed Spool with Tapings for Cable Seals).
											Discharge Connection Size.
											Discharge Connection Type (FPT).
											Drop Pipe Connection Size.
											Drop Pipe Connection Type (FPT).
											Bury Depth (feet) 3', 4', 5', 6', 7', 8', 9', 10'
											Upper Barrel Type: "B" = (Black Painted Steel) Standard/ Schedule 40 0.28" wall "I" = (Black Painted Steel) with Isolation Flange "S" = (304 Stainless Steel) Schedule 40 0.25" wall "H" = (304 Stainless Steel) Standard / Schedule 40 0.28" wall "P" = (PVC) Schedule 40 0.28" wall <b>All are supplied with Hold-Down Hook / Torque Arrestor Assemblies</b>
											Well Casing Connection = W (Weld Nipple) as standard option.
											Material: D (Ductile Iron) or S (Stainless Steel).
											Well Casing Size. 5', 6', 7', 8', 10' and 12'
											Pitless Unit (Spool Type).

PITLESS ADAPTERS,  
WELL CAPS & WELL SEALS

Contact your sales rep for any further information



Toll Free: 1-800-561-3164

boshart.com

## PLAIN WELL CAPS


These heavy duty plain well caps use stainless steel screws for securing the cap to the well casing. A well log is provided inside each cap to record installation data and specifications.






Part No.	Well Casing O.D.	Well Casing I.D.	Quantity	
			L1	L2
<b>Aluminum, Boshart</b> • 3 set screws for securing				
 WCP-A06	6-5/8"	6"	24	
<b>Aluminum, Dicken</b> • 1 set screw for securing				
 PC-4	4-1/2"	4"	36	
PC-566	6" or 6-5/8"	5-5/8" or 6"	21	
PC-66	7"	6-5/8"	21	

## CONDUIT WELL CAPS

Boshart's conduit well caps are designed to provide extra clearance for pump cable. They have three stainless steel set screws for securing the cap to the well casing and one stainless steel screw to secure the conduit pipe. A well log is provided inside each cap to record installation data and specifications.









Part No.	Well Casing O.D.	Well Casing I.D.	Conduit Connection	Quantity	
				L1	L2
<b>Aluminum, Standard Boshart</b>					
 WCC-A04	4-1/2"	4"	1" FPT	36	
WCC-A045	5"	4-1/2"	1" FPT	30	
WCC-A05	5-9/16"	5"	1" FPT	30	
WCC-A056	6"	5-5/8"	1" FPT	30	
WCC-A06	6-5/8"	6"	1" FPT	20	
WCC-A066	7"	6-5/8"	1" FPT	20	
WCC-A08	8-5/8"	8"	1" FPT	16	
WCC-A10	10-3/4"	10"	1" FPT	10	
<b>Aluminum, Locking Boshart</b> • Lock not included					
 WCCL-A06	6-5/8"	6"	1" FPT	20	
<b>Cast Iron, Powder Coat Painted Boshart</b>					
 CC-6-CI	6-5/8"	6" or 6-1/4"	1" FPT	12	

## WTC SERIES WATERTIGHT WELL CAPS

Boshart's watertight well caps are easy to install and provide easy access for maintenance. They feature large screened air vents making them vermin proof. The design offers greater clearance for submersible pump cable and each well cap has a grounding terminal with a bolt. Two O-rings ensure a reliable watertight seal both between the well casing & retainer ring as well as between the seal cover & retainer ring. Stainless steel hardware is used for maximum corrosion resistance. A well log is provided inside each cap to record installation data and specifications. Each well cap has a grounding terminal with a bolt.



• Water System Council Listed PAS-97

	Part No.	Well Casing O.D.	Well Casing I.D.	Conduit Connection	Air Vent	Quantity		
						L1	L2	
	<b>For Steel or PVC Well Casings Aluminum, Standard</b>							
	WTC-A04	4-1/2"	4"	1" FPT	(2) 3/4"	16		
	WTC-A05	5-9/16"	5"	1" FPT	(2) 3/4"	1	12	
	WTC-A06	6-5/8"	6"	1" FPT	(2) 3/4"	1	12	
	WTC-A06-12	6-5/8"	6"	1-1/4" FPT	(2) 3/4"	1	12	
	<b>For Steel or PVC Well Casings Aluminum, Powder Coat Painted</b>							
	WTC-A06-12-BLUE	6-5/8"	6"	1-1/4" FPT	(2) 3/4"	12		
	WTC-A06-BLUE	6-5/8"	6"	1" FPT	(2) 3/4"	12		
	<b>For Steel or PVC Well Casings Cast Iron, Powder Coat Painted</b>							
	WTC-C06	6-5/8"	6"	1" FPT	(2) 3/4"	1	6	
	WTC-C06-12	6-5/8"	6"	1-1/4" FPT	(2) 3/4"	1	6	
	<b>For Steel or PVC Well Casings PVC &amp; Aluminum, Standard</b>							
	WTC-PA06	6-5/8"	6"	1" FPT	(2) 3/4"	12		
	<b>For PVC Well Casings ABS, Glue-on</b>							
	• WTC-G-P0625-06 includes a casing adapter that can be glued onto the well casing for flexibility where casing sizes may vary.							
	WTC-G-P0625	6.9"	6-1/4"	1" FPT	(2) 3/4"	12		
WTC-G-P0625-06	6-5/8" or 6.9"	6" or 6-1/4"	1" FPT	(2) 3/4"	1	12		
	<b>For PVC Well Casings Aluminum &amp; ABS, Glue-on</b>							
	• WTC-G-AP0625-06 includes a casing adapter that can be glued onto the well casing for flexibility where casing sizes may vary.							
	WTC-G-AP0625	6.9"	6-1/4"	1" FPT	(2) 3/4"	12		
WTC-G-AP0625-06	6-5/8" or 6.9"	6" or 6-1/4"	1" FPT	(2) 3/4"	1	12		

PITLESS ADAPTERS,  
WELL CAPS & WELL SEALS

Contact your sales rep for any further information

Toll Free: 1-800-561-3164

boshart.com

## WTMLC SERIES WATERTIGHT WELL CAPS

Boshart's watertight miracle locking well caps are easy to install and provide easy access for maintenance. They feature large screened air vents making them vermin proof. The design offers greater clearance for submersible pump cable and each well cap has a grounding terminal with a bolt. Two O-rings ensure a reliable watertight seal both between the well casing & retainer ring as well as between the seal cover & retainer ring. Stainless steel hardware is used for maximum corrosion resistance. A well log is provided inside each cap to record installation data and specifications.

The locking feature provides a secure & tamper-proof installation. Lock not included.

• Water System Council Listed PAS-97



Part No.	Well Casing O.D.	Well Casing I.D.	Conduit Connection	Air Vent	Quantity	
					L1	L2

### For Steel or PVC Well Casings Aluminum, Locking



WTMLC-A04	4-1/2"	4"	1" FPT	(2) 3/4"	20
WTMLC-A045	5"	4-1/2"	1" FPT	(2) 3/4"	16
WTMLC-A05	5-9/16"	5"	1" FPT	(2) 3/4"	16
WTMLC-A06	6-5/8"	6"	1" FPT	(2) 3/4"	12
WTMLC-A06-12	6-5/8"	6"	1-1/4" FPT	(2) 3/4"	12
WTMLC-A066	7"	6-5/8"	1" FPT	(2) 3/4"	12


### For Steel or PVC Well Casings Aluminum, Locking - Powder Coat Paint



WTMLC-A045-BLUE	5"	4-1/2"	1" FPT	(2) 3/4"	16
WTMLC-A056-BLUE	6"	5-5/8"	1" FPT	(2) 3/4"	16
WTMLC-A05-BLUE	5-9/16"	5"	1" FPT	(2) 3/4"	16
WTMLC-A06-BLUE	6-5/8"	6"	1" FPT	(2) 3/4"	12

## WELL CAP CASING ADAPTER

This well cap casing adapter is glued onto a 6-5/8" PVC well casing to allow the use of a 6.9" well cap.  
Primary Material: PVC



Part No.	Size	Quantity	
		L1	L2



WCCA-G0625-G06	6.9" x 6-5/8"	12	
----------------	---------------	----	--

## WTCC SERIES WATERTIGHT WELL CAPS

Boshart's watertight well caps have a wide gasket that provides a positive compression seal between the well casing and cap as well as the cap cover and retainer ring. This well cap is designed with a deep pocket for sealing unevenly cut casings as the gasket will seal as far as 1-1/2" from the top of the casing. Compression is achieved by tightening five bolts. They feature two large screened air vents making them vermin proof. This design offers increased clearance for submersible pump cable. Locking feature provides a secure/ tamper proof installation. Lock not included.




• Water System Council Listed PAS-97



Part No.	Well Casing O.D.	Well Casing I.D.	Conduit Connection	Air Vent	Quantity	
					L1	L2
<b>For Steel or PVC Well Casings Cast Iron, Locking - Powder Coat Paint</b>						
WTCC-66-CI	7"	6-5/8"	1-1/4" FPT	(2) 3/4"	6	
WTCC-6-CI	6-5/8"	6" or 6-1/4"	1" FPT	(2) 3/4"	6	
WTCC-6-CI-12	6-5/8"	6" or 6-1/4"	1-1/4" FPT	(2) 3/4"	6	

## WTCL SERIES WATERTIGHT WELL CAPS

Boshart's watertight well caps are easy to install and easy to access for maintenance. They feature large screened air vents making them vermin proof. This design offers greater clearance for submersible pump cable and the O-ring system ensures a reliable watertight seal. Stainless steel hardware ensures maximum corrosion resistance.



Part No.	Well Casing O.D.	Well Casing I.D.	Conduit Connection	Air Vent	Quantity	
					L1	L2
<b>For Steel or PVC Well Casings Aluminum, Locking</b>						
WTCL-A08	8-5/8"	8"	1-1/4" FPT	(2) 3/4"	8	
WTCL-A10	10-3/4"	10"	1-1/4" FPT	(2) 3/4"	5	
WTCL-A12	12-3/4"	12"	1-1/4" FPT	(2) 3/4"	5	

## WTCL SERIES PREMIUM WATERTIGHT WELL CAP

Boshart's premium watertight well cap installs fast & simply allowing for easy access to the well for maintenance. The three piece design allows the cover to be removed without disturbing the seal to the well casing, or interfering with the wiring / conduit. A blue powder coat paint is baked on to ensure superior quality.

It features a thick, heavy duty SBR gasket and a deep socket to ensure the watertight seal is down from the top of the well casing. All hardware is stainless steel for maximum corrosion resistance. This cap is supplied with a grounding terminal and the metal cap is bonded to the steel casing with set screws.

A 2" mushroom venting cap with a steel mesh makes them vermin proof and a locking feature provides a secure/ tamper proof design. Lock is not included. Cap can be personalized by means of an engraved aluminum plate which is affixed by drive rivets.

• Water Systems Council Listed PAS-97



Part No.	Well Casing O.D.	Well Casing I.D.	Conduit Connection	Air Vent	Quantity	
					L1	L2
<b>For Steel or PVC Well Casings Cast Iron</b>						
WTCL-C08	8-5/8"	8"	2" FPT	(1) 2" MVC	100	

Contact your sales rep for any further information

Toll Free: 1-800-561-3164

boshart.com

**WTCL SERIES PREMIUM WATERTIGHT WELL CAPS**

Boshart's premium watertight well caps provide easy access to the well without interfering with the seal to the casing or conduit wiring. These caps have a three piece design and have a blue powder coat paint that is baked on to ensure superior quality. They feature thick, heavy duty SBR gaskets and all stainless steel hardware for maximum corrosion resistance. The caps are supplied with a grounding terminal and the metal cap is bonded to the steel casing with set screws. Venting cap has a steel mesh to ensure they are vermin proof and two accessory ports for field installation of accessories. A locking feature provides a secure / tamper proof design. Stop tabs allow for easy and accurate positioning of the lower assembly.

• Water Systems Council Listed PAS-97









PITLESS ADAPTERS,  
WELL CAPS & WELL SEALS



Part No.	Well Casing O.D.	Well Casing I.D.	Conduit Connection	Quantity	
				L1	L2
<b>For Steel or PVC Well Casings</b>					
<b>Cast Iron</b>					
WTCL-C10	10-3/4"	10"	4" FPT		
WTCL-C12	12-3/4"	12"	4" FPT		
WTCL-C14	14"	13.18"	4" FPT		

**PREMIUM WATERTIGHT WELL CAP ACCESSORIES**

These accessories are for the premium watertight cast iron well caps. For more information please contact inside sales.

Part No.	Description	Quantity	
		L1	L2
	<b>Conduit Adapter</b>		
	<b>Cast Iron,</b> These adapters convert the 4" FPT conduit connection to (1) 2" FPT and (1) 1" FPT conduit connections allowing for the separation of power cables and other sensor wiring. They are coated with a durable blue powder coat paint.		12
	<b>Cable Seal Assembly</b>		
	<b>Stainless Steel,</b> These cable seal assemblies provide a watertight / vermin proof barrier between the conduit piping and the well chamber of the well cap. The plates and hardware are stainless steel for maximum corrosion resistance. Outside diameter is 4" and the gasket material is SBR rubber.		
	WTCL-CS40-312-4	Cable Range: 0.14" to 0.311"	
	WTCL-CS40-437-4	Cable Range: 0.312" to 0.437"	
	WTCL-CS40-563-4	Cable Range: 0.437" to 0.563"	
WTCL-CS40-700-4	Cable Range: 0.563" to 0.7"		
	<b>Vent Cap</b>		
	<b>Cast Iron,</b> Vent caps are for the premium watertight well caps and feature a 60 mesh stainless steel screen. They have a 2" MPT thread and come with a cotter key to lock the vent in place. A blue powder coat paint is applied for durability.		
	WTCL-VC-08	For 8" Well Cap	
WTCL-VC-1014	For 10", 12" or 14" Well Caps		
	<b>Locking Pin</b>		
	<b>304 Stainless Steel,</b> This locking pin is for accessory ports on the 10", 12" or 14" WTCL-C series well caps. A 5/16" hole through the pin is for a lock.		100
WTCL-CLP			
	<b>Depth Tester Kit</b>		
	Depth tester kits are for measuring the level of water that is in the well.		
WCDTK			
	<b>Water Sampling Valve Kit</b>		
	Water sampling valves provide a means to acquire a water sample at the well head. This water sampling valve kit has a non-freeze design which allows for sampling in all seasons. The kit comes complete with a valve, lockable cap and union connection for quick and easy installation.		
WSVK05-12			

## PLASTIC WELL SEALS

Plastic well seals allow for larger conduit cables. Grommet kits include both a round and slotted gasket for twisted or flat jacketed pump cables.

Options for a split well seal (add S at end of part number) or stainless steel hardware (add -SH at end of part number) are available, contact inside sales for more information.

Part No.	Grommet Kit Included	Well Casing I.D.	Conduit Connection	Vent Size	Quantity	
					L1	L2
<b>Blank</b>						
• Supplied with a plug for the conduit connection						
WSP40	Yes	4"	3/4" FPT	1/2"	1	16
WSP42	Yes	4-1/4"	3/4" FPT	1/2"	1	16
WSP50	Yes	5"	1" FPT	1/2"	1	8
WSP52	Yes	5-1/4"	1" FPT	1/2"	1	8
WSP60	Yes	6"	1" FPT	1/2"	1	8
WSP62	Yes	6-1/4"	1" FPT	1/2"	1	8



## CAST IRON WELL SEALS

Boshart's cast iron well seals allow for larger conduit cables. Well seal modifications are available, contact inside sales for more information.



Part No.	Grommet Kit Included	Well Casing I.D.	Conduit Connection	Vent Size	Drop Pipe Size	Quantity	
						L1	L2
<b>Blank</b>							
• WS50 seal is not a solid plate							
WS40	No	4"					
WS50	Yes	5"	1" FPT	1/2"			6
WS60	Yes	6"	1" FPT	1/2"			6
WS62	Yes	6-1/4"	1" FPT	1/2"			6
<b>Single Hole</b>							
• WS6030 has a solid plate							
WS3010	Yes	3"	3/8" FPT	1/8"	1"		6
WS3012	Yes	3"	3/8" FPT	3/8"	1-1/4"		6
WS4010	Yes	4"	3/4" FPT	1/2"	1"		6
WS4012	Yes	4"	3/4" FPT	1/2"	1-1/4"		6
WS4015	Yes	4"	3/4" FPT	1/2"	1-1/2"		6
WS4020	Yes	4"	3/4" FPT	1/2"	2"		6
WS4210	Yes	4-1/4"	3/4" FPT	1/2"	1"		6
WS4212	Yes	4-1/4"	3/4" FPT	1/4"	1-1/4"		16
WS4510	Yes	4-1/2"	1/2" FPT	1/2"	1"		6
WS4512	Yes	4-1/2"	1/2" FPT	1/2"	1-1/4"		6
WS5010	Yes	5"	1" FPT	1/2"	1"		6
WS5012	Yes	5"	1" FPT	1/2"	1-1/4"		6
WS5015	Yes	5"	1" FPT	1/2"	1-1/2"		6
WS5020	Yes	5"	1" FPT	1/2"	2"		6
WS5510	Yes	5-5/8"	3/4" FPT	1/2"	1"		6
WS5512	Yes	5-5/8"	3/4" FPT	1/2"	1-1/4"		6
WS6010	Yes	6"	1" FPT	1/2"	1"		6
WS6012	Yes	6"	1" FPT	1/2"	1-1/4"		6
WS6015	Yes	6"	1" FPT	1/2"	1-1/2"		6
WS6020	Yes	6"	1" FPT	1/2"	2"		6
WS6030	Yes	6"	1" FPT	1/2"	3"		6
WS6210	Yes	6-1/4"	1" FPT	1/2"	1"		6
WS6212	Yes	6-1/4"	1" FPT	1/2"	1-1/4"		6
WS6215	Yes	6-1/4"	1" FPT	1/2"	1-1/2"		6
WS6220	Yes	6-1/4"	1" FPT	1/2"	2"		8



Contact your sales rep for any further information

Toll Free: 1-800-561-3164

boshart.com

## CAST IRON WELL SEALS

PITLESS ADAPTERS, WELL CAPS & WELL SEALS

Part No.	Grommet Kit Included	Well Casing I.D.	Conduit Connection	Vent Size	Drop Pipe Size	Quantity	
						L1	L2

### Double Hole



WS301007	No	3"		1/4"	1" x 3/4"		
WS401210	No	4"		1/2"	1-1/4" x 1"	6	
WS401212	No	4"		1/2"	1-1/4"		
WS421210	No	4-1/4"		1/2"	1-1/4" x 1"	6	
WS451210	No	4-1/2"		1/2"	1-1/4" x 1"		
WS501210	No	5"		1/2"	1-1/4" x 1"	6	
WS551210	No	5-5/8"		1/2"	1-1/4" x 1"	1	6
WS601210	No	6"		1/2"	1-1/4" x 1"	6	
WS601212	No	6"		1/2"	1-1/4"		
WS621210	No	6-1/4"		1/2"	1-1/4" x 1"	6	
WS621212	No	6-1/4"		1/2"	1-1/4"	6	

### Clamp Over



WS2010	No	2"			1"		
WS2012	Yes	2"			1-1/4"		

## STEEL WELL SEALS

Boshart's steel well seals are solid and made from hot rolled steel. They are powder coated for a durable finish and have an extra thick rubber gland for positive sealing. These seals have large pump cable / wire holes for easy installation. Eye bolt option is available by adding -EB to the end of the part number. Contact inside sales for more information.



Part No.	Grommet Kit Included	Well Casing I.D.	Conduit Connection	Vent Size	Drop Pipe Size	Maximum Load - Lbs	Quantity	
							L1	L2

### Single Hole



WSS3510	No	3-1/2"	1/2" FPT	1/2"	1"	2100	16	
WSS4010	No	4" to 4-1/4"	3/4" FPT	1/2"	1"	2100	12	
WSS4012	No	4" to 4-1/4"	3/4" FPT	1/2"	1-1/4"	2100	12	
WSS4015	No	4" to 4-1/4"	3/4" FPT	1/2"	1-1/2"	2100	12	
WSS4510	No	4-1/4" to 4-1/2"	3/4" FPT	1/2"	1"	2100	6	
WSS4512	No	4-1/4" to 4-1/2"	3/4" FPT	1/2"	1-1/4"	2100	6	
WSS4515	No	4-1/4" to 4-1/2"	3/4" FPT	1/2"	1-1/2"	2100	6	
WSS4520	No	4-1/4" to 4-1/2"	1/2" FPT	1/2"	2"	2100	6	
WSS5010	No	5" to 5-1/4"	1" FPT	1/2"	1"	1500	12	
WSS5012	No	5" to 5-1/4"	1" FPT	1/2"	1-1/4"	1500	12	
WSS5015	No	5" to 5-1/4"	1" FPT	1/2"	1-1/2"	1500	12	
WSS5020	No	5" to 5-1/4"	1" FPT	1/2"	2"	1500	12	
WSS6010	No	6" to 6-1/4"	1" FPT	1/2"	1"	1100	8	
WSS6012	No	6" to 6-1/4"	1" FPT	1/2"	1-1/4"	1100	8	
WSS6015	No	6" to 6-1/4"	1" FPT	1/2"	1-1/2"	1100	8	
WSS6020	No	6" to 6-1/4"	1" FPT	1/2"	2"	1100	8	
WSS6210	No	6-1/4"	1" FPT	1/2"	1"	1100	8	
WSS6212	No	6-1/4"	1" FPT	1/2"	1-1/4"	1100	8	
WSS6215	No	6-1/4"	1" FPT	1/2"	1-1/2"	1100	8	
WSS6220	No	6-1/4"	1" FPT	1/2"	2"	1100	8	
WSS7010	No	7"	1-1/4" FPT	1/2"	1"	2000	6	
WSS7012	No	7"	1-1/4" FPT	1/2"	1-1/4"	2000	6	
WSS7015	No	7"	1-1/4" FPT	1/2"	1-1/2"	9000	6	
WSS7020	No	7"	1-1/4" FPT	1/2"	2"	9000	6	
WSS7030	No	7"	1-1/4" FPT	1/2"	3"	9000	6	
WSS8010	No	8" to 8-1/4"	1-1/4" FPT	1/2"	1"	6900	4	
WSS8012	No	8" to 8-1/4"	1-1/4" FPT	1/2"	1-1/4"	6900	4	
WSS8015	No	8" to 8-1/4"	1-1/4" FPT	1/2"	1-1/2"	6900	4	



## STEEL WELL SEALS

Part No.	Grommet Kit Included	Well Casing I.D.	Conduit Connection	Vent Size	Drop Pipe Size	Maximum Load - Lbs	Quantity	
							L1	L2
WSS8020	No	8" to 8-1/4"	1-1/4" FPT	1/2"	2"	6900	4	
WSS8025	No	8" to 8-1/4"	1-1/4" FPT	1/2"	2-1/2"	6900	4	
WSS8030	No	8" to 8-1/4"	1-1/4" FPT	1/2"	3"	12000	4	
WSS8040	No	8" to 8-1/4"	1-1/4" FPT	1/2"	4"	27000	4	
WSS10010	No	10"	1-1/4" FPT	1/2"	1"	2800	3	
WSS10012	No	10"	1-1/4" FPT	1/2"	1-1/4"	2800	3	
WSS10015	No	10"	1-1/4" FPT	1/2"	1-1/2"	2800	3	
WSS10020	No	10"	1-1/4" FPT	1/2"	2"	2800	3	
WSS10025	No	10"	1-1/4" FPT	1/2"	2-1/2"	16500		
WSS10030	No	10"	1-1/4" FPT	1/2"	3"	16500	3	
WSS10040	No	10"	1-1/4" FPT	1/2"	4"	16500	3	
WSS10050	No	10"	1" FPT	1/2"	5"	34000	3	
WSS10060	No	10"	1" FPT	1/2"	6"	34000	3	
WSS12012	No	12"	1-1/4" FPT	1/2"	1-1/4"	2800	2	
WSS12015	No	12"	1-1/4" FPT	1/2"	1-1/2"	2800	2	
WSS12020	No	12"	1-1/4" FPT	1/2"	2"	6600	2	
WSS12030	No	12"	1-1/4" FPT	1/2"	3"	12000	2	
WSS12040	No	12"	1-1/4" FPT	1/2"	4"	12000	2	
WSS12050	No	12"	1-1/4" FPT	1/2"	5"	22000	2	
WSS12060	No	12"	1-1/4" FPT	1/2"	6"	22000	2	

FITTINGS ADAPTERS, WELL CAPS & WELL SEALS

### Raised Supports, Single Hole

• This well seal has raised supports which the drop pipe fitting rests on, this keeps the fittings above the nuts and conduit bushing making it possible to incorporate a 3/4" cable hole.



WSS4020	No	4" to 4-1/4"	3/4" FPT	1/2"	2"	2100	12	
---------	----	--------------	----------	------	----	------	----	--

### Heavy Duty, Single Hole

• WSS6030HD has raised supports which the drop pipe fitting rests on, this keeps the fittings above the nuts and conduit bushing making it possible to incorporate a 1" cable hole.



WSS6010HD	No	6" to 6-1/4"	1" FPT	1/2"	1"	9000	8	
WSS6012HD	No	6" to 6-1/4"	1" FPT	1/2"	1-1/4"	9000	8	
WSS6015HD	No	6" to 6-1/4"	1" FPT	1/2"	1-1/2"	9000	8	
WSS6020HD	No	6" to 6-1/4"	1" FPT	1/2"	2"	9000	8	
WSS6030HD	No	6" to 6-1/4"	1" FPT	1/2"	3"	9000	8	

### Double Hole



WSS351210	No	3-1/2"		1/2"	1-1/4" x 1"	2100	16	
WSS401010	No	4"		1/2"	1"	1100		
WSS501212	No	5"		1/2"	1-1/4"	1100		
WSS601512	No	6"		1/2"	1-1/2" x 1-1/4"	1100		
WSS621512	No	6-1/4"		1/2"	1-1/2" x 1-1/4"	1100	6	




Contact your sales rep for any further information

Toll Free: 1-800-561-3164

boshart.com

## WELL SEAL ACCESSORIES

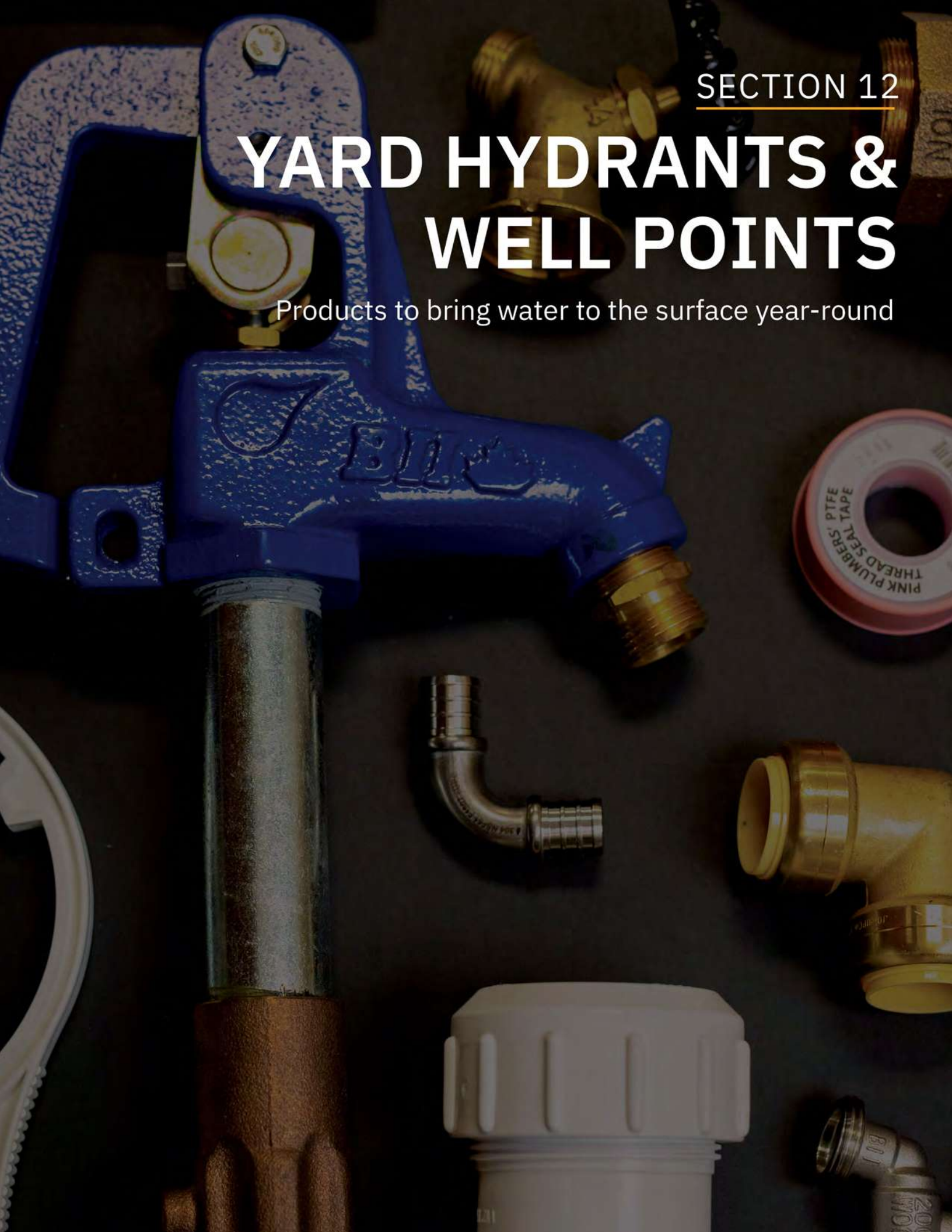
These accessories are for well seals. For more information please contact inside sales.

Part No.	Size	Description	Quantity	
			L1	L2
				
<b>Grommet Kit</b>				
Grommet kits include a bushing, round gasket and slotted gasket for twisted or flat jacketed pump cable. They create a watertight seal when the bushing is tightened to ensure no contaminated water enters the well.				
WS-GK-07	3/4"	For 3/4" wire hole		300
WS-GK-10	1"	For 1" wire hole		300
				
<b>PVC Air Vent</b>				
<b>PVC,</b>				
Air vents are screwed onto well seals for water well ventilation. These vents have four 0.04" slits on each side.				
WS-V05	1/2"			500
				
<b>Steel Air Vent</b>				
<b>Zinc Plated Steel,</b>				
Air vents are screwed onto well seals for water well ventilation. These vents have a 40 mesh stainless steel screen making them vermin proof.				
WS-V05-G	1/2"			40

SECTION 12

# YARD HYDRANTS & WELL POINTS

Products to bring water to the surface year-round



**INDEX**

<b>Product Line</b>	<b>Page</b>
Premium Yard Hydrants	1
Premium Yard Hydrant Replacement Parts	2
Standard Yard Hydrants	2
Standard Yard Hydrant Replacement Parts	3
Well Screens	3
Well Points	4
Drive Caps	4
Drive Couplings	5
Jet Points	5
Pump Savers	5
PVC Well Point & Screen Accessories	6
Hand Pump	6
Hand Pump Replacement Parts	6
Pump Rod	7
Rod Couplings	7
Soft Cup Leathers	7
Valve Leathers	8

## PREMIUM YARD HYDRANTS

All Boshart Yard Hydrants feature a cast iron head with a bucket hook and come with a removable 3/4" GHT brass garden connector. They have a large handle that can be firmly held in any position to regulate flow using a thumb bolt. A locking eye allows the yard hydrant to be pad-locked in the closed position.

Maximum Pressure: 125 PSI



Part No.	Inlet Connection	Bury Length	Quantity	
			L1	L2
<b>304 Stainless Steel Pipe, 304 Stainless Steel, Valve Body,</b>				
YHSS-01	3/4" FPT	1.0'	40	
YHSS-015	3/4" FPT	1.5'		40
YHSS-02	3/4" FPT	2.0'	40	
YHSS-03	3/4" FPT	3.0'		40
YHSS-04	3/4" FPT	4.0'	40	
YHSS-05	3/4" FPT	5.0'	40	
YHSS-06	3/4" FPT	6.0'	40	
YHSS-07	3/4" FPT	7.0'	40	
YHSS-08	3/4" FPT	8.0'	40	
YHSS-10	3/4" FPT	10.0'	40	

## PREMIUM YARD HYDRANTS

All Boshart Yard Hydrants feature a cast iron head with a bucket hook and come with a removable 3/4" GHT brass garden connector. They have a large handle that can be firmly held in any position to regulate flow using a thumb bolt. A locking eye allows the yard hydrant to be pad-locked in the closed position.

Maximum Pressure: 125 PSI



Part No.	Inlet Connection	Bury Length	Quantity	
			L1	L2
<b>Galvanized Pipe, Bronze, Valve Body,</b>				
YHBR-015	3/4" FPT	1.5'		40
YHBR-02	3/4" FPT	2.0'	40	
YHBR-03	3/4" FPT	3.0'	40	
YHBR-04	3/4" FPT	4.0'	40	
YHBR-05	3/4" FPT	5.0'	40	
YHBR-06	3/4" FPT	6.0'	40	
YHBR-07	3/4" FPT	7.0'	40	
YHBR-08	3/4" FPT	8.0'	40	
YHBR-10	3/4" FPT	10.0'	40	
YHBR-13	3/4" FPT	13.0'	40	

Contact your sales rep for any further information

Toll Free: 1-800-561-3164

boshart.com

## PREMIUM YARD HYDRANT REPLACEMENT PARTS

These are the replacement parts for premium yard hydrants that have part numbers beginning with YHSS and YHBR

Part No.	Size	Description	Quantity	
			L1	L2



**Valve Body  
Bronze,**

13YH-VB07-875SS	3/4"	3/4" Connection 304 Stainless Steel Valve Body 7/8" Bore		
13YH-VB07-875BR	3/4"	3/4" Connection NL Brass. Valve Body 7/8" Bore		



**Plunger**

This replacement plunger is installed in the valve body.

13YH-P875-SS	7/8"	Rubber Plunger on S.S. Core - 3/8-16UNC Connection		
--------------	------	--	--	--

**Components**

These are the replacement components for yard hydrant assemblies.

13YH-H01-BOSHART		Heavy Duty Head Casting - Gold		10
13YH-H02-BOSHART		Heavy Duty Handle - Gold		40
13YH-H03SS-1.5	3/8"	3/8"-16NC S.S. Hex Coupling		
13YH-H04	3/8"	3/8" Stainless Steel Operating Rod		
13YH-H05		#204 O-ring Nitrile Buna-N (2)		
13YH-H06	3/4"	3/4" Brass Packing Nut		
13YH-H07	1"	1" Zinc Plated Steel Pivot Connector		
13YH-H08		5/16"-18 UNC x 3/4" 18.8 Stainless Steel Set Screw		
13YH-H09		Zinc Plated Steel Draw Strap-Colorized (2)		
13YH-H10/11	1/4"	1/4" Stainless Steel Lever Bolt & Lock Nut		
13YH-H12	3/4"	3/4" - 14 NPT Brass Hose Bibb Adapter		
13YH-H13		5/16" - 18 UNC x 3/4" Thumb Bolt		

**Head Assembly Kit**

Kit includes:

13YH-H01-BOSHART, 13YH-H02-BOSHART, 13YH-H03SS-1.5, 13YH-H04, 13YH-H05, 13YH-H06, 13YH-H07, 13YH-H08, 13YH-H09, 13YH-H10/11, 13YH-H12, 13YH-H13

13YH-HA-BOSHART				10
-----------------	--	--	--	----

**Repair Kit**

Kit Includes:

13YH-H09, 13YH-H07, 13YH-H08, 13YH-H06, 13YH-H05, 13YH-P875-SS

13YH-RK875				
------------	--	--	--	--

YARD HYDRANTS, WELL POINTS & HAND PUMPS

## STANDARD YARD HYDRANTS

These yard hydrants feature a cast iron head with a bucket hook and come with a removable 3/4" GHT brass garden connector. They have a large handle that can be firmly held in any position to regulate flow using a thumb bolt. A locking eye allows the yard hydrant to be pad-locked in the closed position.

1" stand pipe.

3/8" steel connecting rod & coupling.

Temperature Range: Up to 120°F (49°C), Maximum Pressure: 125 PSI

Part No.	Inlet Connection	Bury Length	Overall Length	Quantity	
				L1	L2



**Galvanized Pipe, Brass, Valve Body, • NSF / ANSI 372 Certified**

YHS-06NL	3/4" FPT	6.0'	99.30"		128
YHS-05NL	3/4" FPT	5.0'	87.30"		128
YHS-04NL	3/4" FPT	4.0'	75.30"		128
YHS-03NL	3/4" FPT	3.0'	63.20"		128
YHS-02NL	3/4" FPT	2.0'	51.20"		128
YHS-01NL	3/4" FPT	1.0'	39.20"		128

Contact your sales rep for any further information

**Toll Free: 1-800-561-3164**  
boshart.com

## STANDARD YARD HYDRANT REPLACEMENT PARTS


These are the replacement parts for standard hydrants that have part numbers beginning with YHS

Part No.	Size	Description	Quantity	
			L1	L2
<b>Valve Body</b>				
<b>Brass,</b>				
2-13YH-VB07	3/4"	No Lead		50
<b>Plunger</b>				
This replacement plunger is installed in the valve body. This kit includes one new and one old style plunger.				
2-13YH-P01		Brass & Rubber		
<b>Components</b>				
These are the replacement components for standard yard hydrant assemblies.				
2-13YH-H01		Head Casting - Blue	1	
2-13YH-H02		Leaver Casting - Blue	1	
2-13YH-H03	3/8"	3/8" Steel Coupling	1	
2-13YH-H04	3/8"	3/8" Stainless Steel Operating Rod		200
2-13YH-H05		#204 O-ring Nitrile Buna-N (2)		500
2-13YH-H06	3/4"	3/4" Brass Packing Nut		
2-13YH-H07	1"	1" Zinc Plated Steel Pivot Connector		
2-13YH-H08		Zinc Square Head Set Screw		
2-13YH-H09		Zinc Plated Steel Draw Strap-Colorized (2)	2	
<b>Head Assembly Kit</b>				
Kit includes:				
2-13YH-H01, 2-13YH-H02, 2-13YH-H03, 2-13YH-H04, 2-13YH-H05, 2-13YH-H06, 2-13YH-H07, 2-13YH-H08, 2-13YH-H09, 13YH-H10/11, 2-13YH-P01, 2-13YH-VB07				
2-13YH-HA			1	10
<b>Repair Kit</b>				
Kit Includes: 2-13YH-H09, 2-13YH-H07, 2-13YH-H08, 2-13YH-H06, 2-13YH-H05, 2-13YH-P01				
2-13YH-REPKIT				

YARD HYDRANTS,  
WELL POINTS & HAND PUMPS

## WELL SCREENS

Boshart's well screens are generally used when the design of the well requires attachment of the screen directly to the well casing; and where it is desired to maintain the same inside diameter throughout the full depth of the well. Smaller diameter screens may be telescoped inside larger casings with the use of K-Packers or other approved forms of sealing the void space between the screen and casing.



Part No.	Size	Pipe Length	Quantity	
			L1	L2
<b>PVC, Mesh, 0.010" Slot</b>				
PWS20-48-010	2"	4'		12
PWS20-60-010	2"	5'		12
PWS30-48-010	3"	4'		3
PWS30-60-010	3"	5'		3
PWS40-48-010	4"	4'		4
PWS40-60-010	4"	5'		4


Contact your sales rep for any further information

Toll Free: 1-800-561-3164

boshart.com

## WELL POINTS

Boshart's well points are designed for drilling into all types of conditions.



Part No.	Size	Pipe Length	Overall Length	L1	L2
----------	------	-------------	----------------	----	----

**304 Stainless Steel, 60 Mesh, 0.010" Slot**  
 These well points feature an octagonal head to prohibit turning. They can be extended by removing the head and adding a drive coupling. They have a compact design which provides excellent screening area. Solid columns are running the entire length of the pipe ensuring structural integrity.  
 • NSF/ANSI Standard 372 Certified

WP12-24-60M	1-1/4"	24"	29.00"	4	168
WP12-30-60M	1-1/4"	30"	35.00"	4	168
WP12-36-60M	1-1/4"	36"	41.00"	4	144
WP12-48-60M	1-1/4"	48"	53.00"	4	96
WP20-36-60M	2"	36"	42.00"	4	80
WP20-48-60M	2"	48"	55.00"	4	80

**304 Stainless Steel, 80 Mesh, 0.008" Slot**  
 These well points feature an octagonal head to prohibit turning. They can be extended by removing the head and adding a drive coupling. They have a compact design which provides excellent screening area. Solid columns are running the entire length of the pipe ensuring structural integrity.  
 • NSF/ANSI Standard 372 Certified

WP12-24-80M	1-1/4"	24"	29.00"	4	168
WP12-30-80M	1-1/4"	30"	35.00"	4	168
WP12-36-80M	1-1/4"	36"	41.00"	4	144
WP12-48-80M	1-1/4"	48"	53.00"	4	96
WP20-36-80M	2"	36"	42.00"	4	80
WP20-48-80M	2"	48"	55.00"	4	80

**304 Stainless Steel, 100 Mesh, 0.006" Slot**  
 These well points feature an octagonal head to prohibit turning. They can be extended by removing the head and adding a drive coupling. They have a compact design which provides excellent screening area. Solid columns are running the entire length of the pipe ensuring structural integrity.  
 • NSF/ANSI Standard 372 Certified

WP12-30-100M	1-1/4"	30"	35.00"	4	168
WP12-36-100M	1-1/4"	36"	41.00"	4	144
WP12-48-100M	1-1/4"	48"	53.00"	4	96
WP20-36-100M	2"	36"	42.00"	4	80

**PVC, Mesh, 0.010" Slot**  
 These well points are commonly used for small diameter shallow wells in residential, irrigation and water systems. They are not recommended for hard driving. Well points can be washed down and then driven lightly into the water bearing sand or light gravel. Plastic well points are horizontal slots.

PWP12-36-010	1-1/4"	3'		4	
PWP12-48-010	1-1/4"	4'		4	
PWP12-60-010	1-1/4"	5'		4	
PWP15-36-010	1-1/2"	3'		20	
PWP15-48-010	1-1/2"	4'		20	
PWP15-60-010	1-1/2"	5'		20	
PWP20-36-010	2"	3'		4	
PWP20-48-010	2"	4'		4	
PWP20-60-010	2"	5'		4	

## DRIVE CAPS

Boshart's drive caps are used to protect the threads when the well point is being installed.



Part No.	Size	Quantity
		L1 L2
18-181	1-1/4"	20
18-183	2"	16

Contact your sales rep for any further information

Toll Free: 1-800-561-3164  
 boshart.com

YARD HYDRANTS, WELL POINTS & HAND PUMPS



## DRIVE COUPLINGS

Boshart's drive couplings have additional threads to ensure the coupling stays snug during installation.



Part No.	Size	Quantity	
		L1	L2
18-184	1-1/4"	25	50
18-186	2"	20	

## JET POINTS

Boshart's jet points offer the versatility and simplicity of being attached to a well screen, eliminating the added expense of a washdown valve and additional labor and material. The unique design allows for maximum fluid circulation and forceful jetting action. For rapid installation and development of a single well or multi-well monitoring and residential applications.



Part No.	Size	Pipe Length	Quantity	
			L1	L2
<b>PVC, Mesh, 0.010" Slot</b>				
PWJP12-36-010	1-1/4"	3'	24	
PWJP20-36-010	2"	3'	12	
PWJP20-60-010	2"	5'	12	

## PUMP SAVERS

Pump savers go around a submersible pump for extra protection in abrasive environments including ponds, rivers, waterways and sand pumping wells. The discharge cone is 1-1/4".







Part No.	Slot Size	Overall Length	Quantity	
			L1	L2
PWPS40-60-010	0.010"	63.00"	4	
PWPS40-60-040	0.040"	63.00"	4	

YARD HYDRANTS, WELL POINTS & HAND PUMPS

CONTACT YOUR SALES REP FOR ANY FURTHER INFORMATION

## PVC WELL POINT & SCREEN ACCESSORIES

These accessories are used with PVC well points and screens.

	Part No.	Size	Quantity	
			L1	L2
	<b>Flush Plug PVC, For schedule 40 pipe</b>			
	PWA-PL20	2"	6	
	PWA-PL40	4"		
	<b>Flush Coupling PVC, Used to join two pieces of PVC Schedule 40 pipe together</b>			
	PWA-FC12	1-1/4"	5	25
	PWA-FC15	1-1/2"	5	25
	PWA-FC20	2"	5	25
	<b>Washdown Valve Molded wash-down valve with 1" female NPT. Integral 2" slip coupling, can be glued onto Schedule 40 or Schedule 80 PVC pipe.</b>			
	PWA-WDV20	2"	12	
	<b>Well Point PVC</b>			
	PWA-PT12	1-1/4"	12	
	PWA-PT20	2"	12	
	PWA-PT40	4"	6	

YARD HYDRANTS,  
WELL POINTS & HAND PUMPS

## HAND PUMP


Boshart's hand pump is recommended for shallow pump applications, ideal for installation on a barrel or holding tank. The maximum lift rating is 25', measured from the water surface to the spout. It features an open spout with leather valve and plunger cup. The cylinder barrel has a 3" I.D. and a 1-1/4" drop pipe connection.



Part No.	Quantity	
	L1	L2
19-HP	1	125

## HAND PUMP REPLACEMENT PARTS

These replacement parts are for the hand pump.



Part No.	Size	Description	Quantity	
			L1	L2
19-HP-01	3"	3" Plunger Assembly	1	20
19-HP-02		Valve Leather & Weight Assembly	1	20
19-HP-06		Repair Kit, Valve & Cup Leather		

Contact your sales rep for any further information

**Toll Free: 1-800-561-3164**  
boshart.com


## PUMP ROD

This pump rod is 7/16" threaded and coupled. Length is 21' and there are 10 lengths to a bundle.

Part No.	Size	Quantity	
		L1	L2
 19-PR716	7/16"	210	


## ROD COUPLINGS

These rod couplings have a female rod connection at each end.

Part No.	Size	Description	Quantity	
			L1	L2
 19-RC720-03	7/16"	5/8" Hexagon	25	
19-RC720-05	7/16" x 1/2"	11/16" Hexagon		
19-RC720-07	7/16" x 5/8"	13/16" Hexagon		

## SOFT CUP LEATHERS

Boshart's soft cup leathers are soft, pliable and waterproof. They are for applications where little water absorption and swelling is desired, such as piston pumps, shallow setting brass-cylinder barrels, air pumps.



Part No.	Outer Diameter	Hole Size	Quantity	
			L1	L2
 CLS118	1.13"	0.38"		
CLS114	1.25"	0.63"		
CLS114-2	1.25"	0.25"		
CLS114-5	1.25"	0.50"		
CLS138	1.38"	0.63"		
CLS138-5	1.38"	0.50"		
CLS112	1.50"	0.63"		
CLS112-5	1.50"	0.50"		
CLS158	1.63"	0.63"		
CLS158-5	1.63"	0.50"		
CLS158-L	1.63"	1.13"		
CLS11116-L	1.69"	1.00"		
CLS134	1.75"	0.63"		
CLS134-L	1.75"	1.13"		
CLS11316	1.81"	0.63"		
CLS11316-L	1.81"	1.19"		
CLS178	1.88"	0.63"		
CLS2	2.00"	0.63"		
CLS2-L	2.00"	1.25"		
CLS218-L	2.13"	1.31"		
CLS214	2.25"	0.63"		
CLS214-L	2.25"	1.50"		
CLS212	2.50"	0.63"		
CLS212-L	2.50"	1.63"		
CLS234-L	2.75"	1.88"		
CLS278-L	2.88"	2.00"		
CLS3	3.00"	0.63"		
CLS3-L	3.00"	2.00"		
CLS312	3.50"	0.63"		
CLS312-L	3.50"	2.50"		
CLS4	4.00"	0.63"		
CLS4-L	4.00"	3.00"		

Contact your sales rep for any further information

Toll Free: 1-800-561-3164  
boshart.com

## VALVE LEATHERS

Boshart's valve leathers are for repairing pitcher pumps and cast iron flapper foot valves.



Part No.	Outer Diameter	Foot Valve Size	Quantity	
			L1	L2
19-VL10	10.00"			
19-VL1278	12.88"	8.00"		
19-VL2	2.00"			
19-VL212	2.50"	1.00"		
19-VL234	2.75"	1.25"		
19-VL3	3.00"	1.50"		
19-VL312	3.50"			
19-VL4	4.00"			
19-VL412	4.50"			
19-VL414	4.25"	2.00"		
19-VL5	5.00"	3.00"		
19-VL6	6.00"			
19-VL634	6.75"			
19-VL714	7.25"	4.00"		
19-VL934	9.75"	6.00"		

Contact your sales rep for any further information

Toll Free: 1-800-561-3164

boshart.com

Rev. 5.2

SECTION 13

# SUMP & SEWAGE ACCESSORIES

Prevents backup and ensures longevity of the system



**INDEX**



<b>Product Line</b>	<b>Page</b>
Liquid Level Alarms	1
Accessories	1
Float Switches	2
Control Sensor Switches	3
Cable Weights	3
Water Box	3
Swing Check Valves	4
Combination Swing/Check Valves	5
Sump Pump Check Valves	5
Sump & Sewage Check Valve	6
Backwater Valves	7
Sump Pump Discharge Kits	7

## LIQUID LEVEL ALARMS

Boshart Liquid Level Alarm is an indoor rated alarm panel, powered by a standard 120VAC wall outlet. Installing a 9VDC battery (not included) provides battery backup during power outages. This alarm panel can be used for a variety of applications, including but not limited to: septic tanks, sumps, holding tanks, pump chambers, water tanks, flow, pressure, condensate, temperature, and any others where a "dry" contact can be connected to the alarm panels. A variety of sensors can be used such as a float switch, pressure switch, or any "dry" type sensor that "closes" during an alarm condition (normally open or normally closed). Multiple sensors (signalling device) can be connected for expanded monitoring.





- CSA C22.2 No. 14

Temperature Range: 0°F to 140°F (-18°C to 60°C),

Part No.	Cord Length	Quantity	
		L1	L2
<b>Low Liquid Level Alarm , Voltage: 120 VAC, Housing: Plastic</b>			
	LLA-L50	50'	12
	LLA-L30	30'	12
	LLA-L20	20'	12
	LLA-L10	10'	12
<b>High Liquid Level Alarm , Voltage: 120 VAC, Housing: Plastic</b>			
	LLA-H50	50'	12
	LLA-H30	30'	12
	LLA-H20	20'	12
	LLA-H10	10'	24
	LLA-H00	0'	24

## ACCESSORIES

These accessories are for alarms, helping with installation and to detect leaks in a variety of applications.









Part No.	Size	Description	Quantity	
			L1	L2
<b>Flat Water Sensor</b>				
	This water sensor is a reliable leak detection sensor that can be used in a wide variety of applications such as: basements, sumps, air conditioner condensate run over, water heaters, computer and utility rooms. The sensor comes standard with a 15' (4.572 M) cable that quickly connects to any LLA series alarm. Connect up to 6 sensors for complete zone protection.			
LLAWS-FL		For floor detection	1	40
<b>Probe Water Sensor</b>				
	This water sensor is a reliable leak detection probe sensor that can be used in a wide variety of applications such as: sump basins, water tanks and drain pans. The sensor comes standard with a 15' (4.572 M) cable that quickly connects to any LLA series alarm. Connect up to 6 sensors for complete zone protection.			
LLAWS-PR		For tank / basin overflow detection	1	40
<b>Cable Clip</b>				
	Nylon, This cable clip is used to prevent the plug from being accidentally disconnected from the electrical outlet. It is highly recommended that this clip is installed to secure the power cord of a float switch, pump or liquid level alarm to either the wall or electrical outlet using the outlet faceplate screw.			
890-CC516BK	5/16"		100	1000
<b>Release Cable Tie</b>				
	Nylon, Releasable cable ties are ideal for fastening the float switch cord at the tether point. It's release feature allows the tie to be re-opened for easy adjustment of the tether length to change the pumping range for either more or less distance between the turn-on and turn-off levels.			
890-CTR14BK	14"	50# Button Release UV Black	100	5000

Contact your sales rep for any further information

Toll Free: 1-800-561-3164  
boshart.com

## FLOAT SWITCHES

Boshart's Float (Pump) Switch is used to turn a pump on and off in environments with temperatures up to 140° F. This product can be used for a variety of applications, including but not limited to: septic tanks, sump pits, water tank, pump chambers, and any other empty or liquid tank applications. Available in 120VAC piggyback plug, and 240VAC piggyback plug. The float switches are mechanically operated using switching contacts and are activated by the ball inside the float housing. For use as empty tank (normally open) or fill tank (normally closed) configuration with multiple types of float attachments for mounting and various cable lengths. Temperature Range: 0°F to 140°F (-18°C to 60°C),

Part No.	Cord Length	Single Phase Electrical Rating	Quantity	
			L1	L2
<b>Pump Down , Voltage: 120 VAC, Housing: Polypropylene</b>				
 FS13D120PB-50	50'	1/2HP/120V/13AMP	1	8
FS13D120PB-30	30'	1/2HP/120V/13AMP	1	16
FS13D120PB-20	20'	1/2HP/120V/13AMP	24	24
FS13D120PB-15	15'	1/2HP/120V/13AMP	24	24
FS13D120PB-10	10'	1/2HP/120V/13AMP	24	24
<b>Pump Down , Voltage: 240 VAC, Housing: Polypropylene</b>				
 FS13D240PB-50	50'	1.5HP/240V/13AMP	12	
FS13D240PB-30	30'	1.5HP/240V/13AMP	12	12
FS13D240PB-20	20'	1.5HP/240V/13AMP	24	24
FS13D240PB-15	15'	1.5HP/240V/13AMP	24	24
FS13D240PB-10	10'	1.5HP/240V/13AMP	1	24
<b>Pump Up , Voltage: 120 VAC, Housing: Polypropylene</b>				
 FS13U120PB-50	50'	1/2HP/120V/13AMP	12	
FS13U120PB-30	30'	1/2HP/120V/13AMP	12	12
FS13U120PB-20	20'	1/2HP/120V/13AMP	24	24
FS13U120PB-15	15'	1/2HP/120V/13AMP	24	24
FS13U120PB-10	10'	1/2HP/120V/13AMP	24	24
<b>Pump Up , Voltage: 240 VAC, Housing: Polypropylene</b>				
 FS13U240PB-20	20'	1.5HP/240V/13AMP	24	24
FS13U240PB-15	15'	1.5HP/240V/13AMP	24	24
FS13U240PB-10	10'	1.5HP/240V/13AMP	1	24
<b>Pump Down , Voltage: 120 VAC, Housing: Polypropylene</b>				
 FS15D120PB-30	30'	1/2HP/120V/15AMP	12	12
FS15D120PB-20	20'	1/2HP/120V/15AMP	24	0
FS15D120PB-10	10'	1/2HP/120V/15AMP	24	24
<b>Pump Down , Voltage: 240 VAC, Housing: Polypropylene</b>				
 FS15D240PB-30	30'	2HP/240V/15AMP	12	12
FS15D240PB-20	20'	2HP/240V/15AMP	1	16
FS15D240PB-10	10'	2HP/240V/15AMP	24	24
<b>Pump Up , Voltage: 120 VAC, Housing: Polypropylene</b>				
 FS15U120PB-30	30'	1/2HP/120V/15AMP	12	
FS15U120PB-20	20'	1/2HP/120V/15AMP	24	24
FS15U120PB-10	10'	1/2HP/120V/15AMP	24	24
<b>Pump Up , Voltage: 240 VAC, Housing: Polypropylene</b>				
 FS15U240PB-30	30'	2HP/240V/15AMP	12	
FS15U240PB-20	20'	2HP/240V/15AMP	24	
FS15U240PB-10	10'	2HP/240V/15AMP	24	24

Contact your sales rep for any further information

Toll Free: 1-800-561-3164  
boshart.com

Rev. 5.2



## CONTROL SENSOR SWITCHES

Boshart's Control Switch is used for the activation of alarms and controls in environments with temperatures up to 140° F. This product can be used for a variety of applications, including but not limited to: septic tanks, sump pits, holding tanks, pump chambers, water tanks, and any other liquid tanks. The control switches are mechanically operated using a microswitch and are activated by the ball inside the float housing. For use as high level (normally open/empty tank) or low level (normally closed/fill tank) configuration with multiple types of float attachments for mounting and various cable lengths. Available only in 120/240VAC bare lead models.  
Temperature Range: 0°F to 140°F (-18°C to 60°C),



Part No.	Cord Length	Single Phase Electrical Rating	Quantity	
			L1	L2
<b>Open or Closed Sensor Switch , Voltage: 120/240 VAC, Housing:</b>				
FSC05NOC-50	50'	120V / 240V - 5 amps	12	
FSC05NOC-40	40'	120V / 240V - 5 amps	12	
FSC05NOC-20	20'	120V / 240V - 5 amps	24	
FSC05NOC-10	10'	120V / 240V - 5 amps	24	
FSC05NO-50	50'	120V / 240V - 5 amps	12	
FSC05NO-30	30'	120V / 240V - 5 amps	12	
FSC05NO-20	20'	120V / 240V - 5 amps	24	
FSC05NO-15	15'	120V / 240V - 5 amps	1	
FSC05NO-10	10'	120V / 240V - 5 amps	24	
FSC05NC-20	20'	120V / 240V - 5 amps	24	
FSC05NC-10	10'	120V / 240V - 5 amps	1	24

## CABLE WEIGHTS

Boshart's cable weights allow for easy adjustment of the tether length on sensor/non-internally weighted float switches.

Part No.	Quantity	
	L1	L2
<b>Zinc Plated Cast Iron,</b>		
Boshart's Cast Iron Cable Weight is used as a pivot point for the activation of a control or pump float switch. Typically used in a tank where the float switch is suspended from a mounted float bracket or per local codes.		
FSACW-CI		20



Part No.	Quantity	
	L1	L2
<b>PVC,</b>		
• Uses a clip to hold the cord in place		
890-AW	1	8

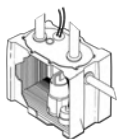


SUMP & SEWAGE

## WATER BOX

The water box instantly and economically solves waste water handling problems for laundry tubs, washing machines, wet bars, dehumidifiers or any other waste water storage and pumping applications. It accepts most submersible pumps and is constructed without seams for maximum durability. The bolt down cover allows for easy access for installation or removal of 1-1/4" or 1-1/2" sump pumps.

- 1-1/2" inlet connection is threaded
- 2" Vent Pipe can be installed if necessary



Part No.	Quantity	
	L1	L2
<b>Polypropylene,</b>		
SPWB-10		1


Contact your sales rep for any further information

Toll Free: 1-800-561-3164  
boshart.com

## SWING CHECK VALVES

Boshart's swing check valves are an excellent choice for sump, sewage and grinder pump applications. The full port design causes less friction and allows for easier pumping. An angled seat provides quiet operation by minimizing water hammer. They are designed for vertical (solid free liquid applications) and horizontal (solid /semisolid applications) installation. If installing horizontally extra care must be taken to ensure the flow arrow points away from the pump and the check valve body is oriented as per the marking on the valve body HORIZONTAL USE THIS SIDE UP.

- Compatible with schedule 40 & 80 pipe.
  - ASTM-D1784 - PVC compounds
- , Primary Material: PVC,



Part No.	Size	Maximum Working Pressure	Quantity	
			L1	L2
<b>Standard , Comp</b>				
17SCC-12*	1-1/4"	125 PSI @ 72°F	12	
17SCC-15	1-1/2"	150 PSI @ 72°F	12	540
17SCC-20	2"	150 PSI @ 72°F	12	384
17SCC-30*	3"	125 PSI @ 72°F	2	
17SPCV-1215	1-1/2" or 1-1/4"	150 PSI @ 72°F	12	840
<b>Quiet , Comp</b>				
17QSCC-15	1-1/2"	150 PSI @ 72°F	12	540
17QSCC-20	2"	150 PSI @ 72°F	12	384
<b>Standard , Slip</b>				
17SCS-05*	1/2"	125 PSI @ 72°F	20	
17SCS-07*	3/4"	125 PSI @ 72°F	25	
17SCS-10*	1"	125 PSI @ 72°F	25	
17SCS-12*	1-1/4"	125 PSI @ 72°F	12	
17SCS-15	1-1/2"	150 PSI @ 72°F	9	630
17SCS-20	2"	150 PSI @ 72°F	6	420
17SCS-30*	3"	125 PSI @ 72°F	4	
17SCS-40*	4"	125 PSI @ 72°F		
<b>Quiet , Slip</b>				
17QSCS-20	2"	150 PSI @ 72°F	6	420
17QSCS-15	1-1/2"	150 PSI @ 72°F	9	630
<b>Standard , Slip Union</b>				
17SCTU-15	1-1/2"	150 PSI @ 72°F	12	540
17SCTU-20	2"	150 PSI @ 72°F	12	384
<b>Quiet , Slip Union</b>				
17QSCTU-15	1-1/2"	150 PSI @ 72°F	12	540
17QSCTU-20	2"	150 PSI @ 72°F	12	384

\* Not manufactured by Boshart Industries

Contact your sales rep for any further information

Toll Free: 1-800-561-3164

boshart.com

Rev. 5.2

## COMBINATION SWING/CHECK VALVES

Boshart's combination swing / check valves allow for wastewater pumping applications combining both an in-line shut off and back flow prevention. The combination check / ball valve results in a more compact installation than two separate valves. They are ideal for installation, especially where space is limited. The check valves feature an angled seat design, minimizing flow reversal and potentially damaging hydraulic shock (water hammer). Excellent choice for sump, sewage and grinder pump applications. Full port design allows for less friction and easier pumping. They are designed for vertical (solid free liquid applications) and horizontal (solid /semisolid applications) installation. If installing horizontally extra care must be taken to ensure the flow arrow points away from the pump and the check valve body is oriented as per the marking on the valve body HORIZONTAL USE THIS SIDE UP.



- Compatible with schedule 40 & 80 pipe.
- ASTM-D1784 - PVC compounds

Maximum Working Pressure: 150 PSI @ 72°F, Primary Material: PVC


Part No.	Inlet	Outlet	Design	Quantity	
				L1	L2
<b>Inlet: Comp, Outlet: Comp</b>					
17QSCBV-15UC	1-1/2"	1-1/2"	Quiet	6	
17QSCBV-20UC	2"	2"	Quiet	6	
17SCBV-15UC	1-1/2"	1-1/2"	Standard	6	
17SCBV-20UC	2"	2"	Standard	6	
<b>Inlet: Slip Union, Outlet: Slip</b>					
17QSCBV-15SU	1-1/2"	1-1/2"	Quiet	6	
17QSCBV-20SU	2"	2"	Quiet	6	
17SCBV-15SU	1-1/2"	1-1/2"	Standard	6	
17SCBV-20SU	2"	2"	Standard	6	
<b>Inlet: Slip Union, Outlet: Slip Union</b>					
17QSCBV-15TU	1-1/2"	1-1/2"	Quiet	6	
17QSCBV-20TU	2"	2"	Quiet	6	
17SCBV-15TU	1-1/2"	1-1/2"	Standard	6	
17SCBV-20TU	2"	2"	Standard	6	



## SUMP PUMP CHECK VALVES

Boshart's sump pump check valves feature a full port valve design. The flapper opens 100% and is seated on a 15° angle to reduce water hammer when the pump shuts off. This also prevents debris from building up or getting caught, ensuring proper seating.

Temperature Range: Up to 140°F (60°C), Primary Material: ABS



Part No.	Inlet	Outlet	Design	Quantity	
				L1	L2
<b>Inlet: MPT, Outlet: Barb or Spigot</b>					
BSC-125-B	1-1/4"	1-1/4" or 1-1/2"	Standard	20	
BSC-150-B	1-1/2"	1-1/4" or 1-1/2"	Standard	20	
<b>Inlet: MPT, Outlet: Barb or Spigot</b>					
BSC-125-B-AR	1-1/4"	1-1/4" or 1-1/2"	Air Release	20	
BSC-150-B-AR	1-1/2"	1-1/4" or 1-1/2"	Air Release	20	
<b>Inlet: MPT, Outlet: Spigot</b>					
BSC-125	1-1/4"	1-1/4" or 1-1/2"	Standard	20	
BSC-125-150S	1-1/4"	1-1/2"	Standard	20	
BSC-150	1-1/2"	1-1/4" or 1-1/2"	Standard	20	
BSC-150-150S	1-1/2"	1-1/2"	Standard	20	
<b>Inlet: MPT, Outlet: Spigot</b>					
BSC-125-150S-AR	1-1/4"	1-1/2"	Air Release	20	
BSC-125-AR	1-1/4"	1-1/4" or 1-1/2"	Air Release	20	
BSC-150-150S-AR	1-1/2"	1-1/2"	Air Release	20	
BSC-150-AR	1-1/2"	1-1/4" or 1-1/2"	Air Release	20	



Contact your sales rep for any further information

Toll Free: 1-800-561-3164

boshart.com

## SUMP PUMP CHECK VALVES

Part No.	Inlet	Outlet	Design	Quantity	
				L1	L2
<b>Inlet: MPT, Outlet: FRC</b>					
BSC-125-SRS	1-1/4"	1-1/4" or 1-1/2"	Standard	10	
BSC-150-SRS	1-1/2"	1-1/4" or 1-1/2"	Standard	10	
<b>Inlet: MPT, Outlet: FRC</b>					
BSC-125-SRS-AR	1-1/4"	1-1/4" or 1-1/2"	Air Release	10	
BSC-150-SRS-AR	1-1/2"	1-1/4" or 1-1/2"	Air Release	10	
<b>Inlet: MPT, Outlet: Barb</b>					
BSC-150-150B	1-1/2"	1-1/2"	Standard	20	
<b>Inlet: MPT, Outlet: Barb</b>					
BSC-150-150B-AR	1-1/2"	1-1/2"	Air Release	20	
<b>Inlet: FRC, Outlet: FRC</b>					
BSC-125-SB	1-1/4"	1-1/4"	Standard	10	
BSC-125/150-DRS	1-1/4" or 1-1/2"	1-1/4" or 1-1/2"	Standard	10	
BSC-150-SB	1-1/2"	1-1/2"	Standard	10	
<b>Inlet: Spigot, Outlet: Spigot</b>					
BSC-125/150-SXS	1-1/4" or 1-1/2"	1-1/4" or 1-1/2"	Standard	10	
BSC-150-SXS	1-1/2"	1-1/2"	Standard	20	




## SUMP & SEWAGE CHECK VALVE

Boshart's sump & sewage check valve feature a full port valve design. The flapper opens 100% and is seated on a 15° angle to reduce water hammer when the pump shuts off. This also prevents debris from building up or getting caught, ensuring proper seating. This check valve features a blow out proof nylon reinforced gasket design.

- Completely assembled with flexible rubber couplings on both inlet & outlet.
- 4 all stainless steel clamps provided

Temperature Range: Up to 140°F (60°C), Primary Material: ABS



Part No.	Inlet	Outlet	Design	Quantity	
				L1	L2
<b>Inlet: FRC, Outlet: FRC</b>					
BSC-200-SB	2"	2"	Standard	12	528



Contact your sales rep for any further information

Toll Free: 1-800-561-3164

boshart.com

Rev. 5.3

## BACKWATER VALVES

Boshart's backwater valves are made corrosion-free materials to ensure the inside remains smooth without flaking or pitting. The gasket on the flapper ensures a water tight seal. Used in normally horizontal drain lines and branches, the flapper design allows for unrestricted flow of effluent.


Primary Material: PVC



Part No.	Size	Quantity	
		L1	L2
<b>Slip</b>			
171530-20	2"	8	
171530-30	3"	4	
171530-40	4"	2	

## SUMP PUMP DISCHARGE KIT

Boshart's sump pump discharge kit includes 24 ft. of corrugated polyethylene sump pump tubing, plastic adapter(s) and one clamp 301 stainless band and housing - carbon steel screw. There are cutting pads at 6 ft. intervals for special applications.



Part No.	Size	Tube Length	Kit Includes	Quantity	
				L1	L2
SPDKU125-24	1-1/4"	24'	1-1/4" Adapter & 1-1/4" x 1-1/2" Adapter	8	72

Contact your sales rep for any further information

Toll Free: 1-800-561-3164

boshart.com



Contact your sales rep for any further information  
Toll Free: 1-800-561-3164  
[boshart.com](http://boshart.com)

SECTION 14

# POOL & SPA

Fittings for pool & spa applications



**INDEX**

<b>Product Line</b>	<b>Page</b>
Slice Gate Valves	1
Pipe Extenders	1



## SLICE GATE VALVES

Boshart's slice gate valves are designed to allow or prevent flow. They are ideal for quickly shutting off flow in low pressure or vacuum lines.

Color: White, Primary Material: PVC



Part No.	Size	Quantity	
		L1	L2
<b>Slip</b>			
09SGS-15	1-1/2"	14	56
09SGS-20	2"	12	48
<b>Slip or Spigot</b>			
09SGSSP-15	1-1/2"	14	56
09SGSSP-20	2"	12	48

## PIPE EXTENDERS

Designed to go over fittings where there is not enough pipe left for a connection.

Color: White, Primary Material: PVC



Part No.	Size	Quantity	
		L1	L2
17PE-05	1/2"	48	
17PE-07	3/4"	48	
17PE-10	1"	48	
17PE-12	1-1/4"	48	
17PE-15	1-1/2"	48	
17PE-20	2"	48	



Contact your sales rep for any further information  
Toll Free: 1-800-561-3164  
[boshart.com](http://boshart.com)

SECTION 15

# WIRE

Pump cable and wire available in a range of conductors



THIS SECTION IS CANADA ONLY

**INDEX**

<b>Product Line</b>	<b>Page</b>
Bare Ground Wire	1
Flat Jacketed Pump Cable	1
Irrigation Cable	1
Low Voltage Thremostat Wire	1
Non-Metallic Sheathed Cables	2
TWU Pump Cable	2
TWU Tracer Wire	3

## BARE GROUND WIRE

Boshart's bare ground wire is to ground an electrical system or equipment.



Part No.	Number of Conductors	Conductors AWG	Strands Per Conductor
15-6-300	1	#6	(7) Stranded

## FLAT JACKETED PUMP CABLE

Boshart's flat jacketed pump cable is for use with submersible water pumps installed in wells, lakes, rivers, and streams. Copper conductors are wrapped in color coded PVC, then wrapped in black PVC side by side. Temperature Range: -40°F to 140°F (-40°C to 60°C), 600 V



Part No.	Number of Conductors	Conductors AWG	Ground AWG	Strands Per Conductor
<b>Wire Colors: Black, Red &amp; Green</b>				
TWUFJ12-3	3	#12	#12	(7) Stranded
<b>Wire Colors: Black, Red, Yellow &amp; Green</b>				
TWUFJ10-4	4	#10	#10	(7) Stranded
TWUFJ12-4	4	#12	#12	(7) Stranded
TWUFJ14-4	4	#14	#14	(7) Stranded

## IRRIGATION CABLE

Boshart's irrigation cable is used for electrical interconnection of outdoor sprinkler systems, for connection of solenoid valves with controllers on residential, electrically controlled irrigation systems. Constructed using a solid bare copper conductor with PVC insulation. Temperature Range: Up to 140°F (60°C), 30 V



Part No.	Number of Conductors	Conductors AWG	Strands Per Conductor
TW18S-2	2	#18	(1) Solid
TW18S-3	3	#18	(1) Solid
TW18S-4	4	#18	(1) Solid
TW18S-5	5	#18	(1) Solid
TW18S-6	6	#18	(1) Solid
TW18S-7	7	#18	(1) Solid
TW18S-8	8	#18	(1) Solid
TW18S-10	10	#18	(1) Solid

## LOW VOLTAGE THERMOSTAT WIRE

Boshart's low voltage thermostat wire is for use in interconnection of low voltage heating & air conditioning thermostat controls, bell and annunciator systems. For use in damp or dry locations. It is constructed from solid or stranded copper wrapped in PVC insulation. Temperature Range: Up to 140°F (60°C), 30 V



Part No.	Number of Conductors	Conductors AWG	Strands Per Conductor
LVT18S-2	2	#18	(1) Solid
LVT18S-3	3	#18	(1) Solid
LVT18S-4	4	#18	(1) Solid
LVT18S-5	5	#18	(1) Solid
LVT18S-6	6	#18	(1) Solid
LVT18S-8	8	#18	(1) Solid

## NON-METALLIC SHEATHED CABLES

Boshart's non-metallic sheathed cables can be used in wet locations, and in barns & other animal enclosures where not exposed to mechanical injury. This wire can be used where exposed to weather or direct earth burial (with protection as required by the inspection authority). It is a very good cable to use for supplying a garage, garden shed or lawn lights. Use for Category 1 and 2 locations (Ref. CE Code Part 1 Section 22) including barns, stables, etc. Consult the Canadian Electrical Code 1 for further information related to applications. Caution: Although NMWU is similar in appearance to NMD, it is in fact quite different.

300 V



Part No.	Number of Conductors	Conductors AWG	Ground AWG	Strands Per Conductor
NMWU6-2	2	#10	#6	(1) Solid
NMWU8-2	2	#10	#8	(1) Solid
NMWU10-2	2	#12	#10	(1) Solid
NMWU12-2	2	#14	#12	(1) Solid
NMWU14-2	2	#14	#14	(1) Solid
NMWU6-3	3	#10	#6	(1) Solid
NMWU8-3	3	#10	#8	(1) Solid
NMWU10-3	3	#12	#10	(1) Solid
NMWU12-3	3	#14	#12	(1) Solid
NMWU14-3	3	#14	#14	(1) Solid

## TWU PUMP CABLE

Boshart's TWU pump cable is for use with submersible pumps and irrigation equipment. For wiring only between equipment located at water wellheads and motors of submersible pumps installed in deep wells. Cables are solid or stranded copper wrapped in PVC then twisted together.

Temperature Range: -40°F to 140°F (-40°C to 60°C), 600 V



Part No.	Number of Conductors	Conductors AWG	Ground AWG	Strands Per Conductor
<b>Wire Colors: Black, Red &amp; Green</b>				
TWU12-3GS	3	#12	#12	(1) Solid
TWU14-3GS	3	#14	#14	(1) Solid
<b>Wire Colors: Black, Red &amp; Green</b>				
TWU10-3G	3	#10	#10	(7) Stranded
TWU12-3G	3	#12	#12	(7) Stranded
TWU14-3G	3	#14	#14	(7) Stranded
<b>Wire Colors: Black, Red, Yellow &amp; Green</b>				
TWU12-4S	4	#12	#12	(1) Solid
TWU14-4S	4	#14	#14	(1) Solid
<b>Wire Colors: Black, Red, Yellow &amp; Green</b>				
TWU4-4	4	#4	#8	(7) Stranded
TWU6-4	4	#6	#8	(7) Stranded
TWU8-4	4	#8	#10	(7) Stranded
TWU10-4	4	#10	#10	(7) Stranded
TWU12-4	4	#12	#12	(7) Stranded
TWU14-4	4	#14	#14	(7) Stranded



## TWU TRACER WIRE

Boshart's TWU tracer wire is used for running beside gas lines to enable detection of the lines prior to digging. It is made up of a single stranded or solid bare copper conductor with PVC insulation.  
 Temperature Range: -40°F to 140°F (-40°C to 60°C), 600 V



Part No.	Number of Conductors	Conductors AWG	Strands Per Conductor
<b>Wire Colors: White</b>			
TWU10S-WHI	1	#10	(1) Solid
TWU12S-WHI	1	#12	(1) Solid
TWU14S-WHI	1	#14	(1) Solid
<b>Wire Colors: White</b>			
TWU10-WHI	1	#10	(7) Stranded
TWU12-WHI	1	#12	(7) Stranded
TWU14-WHI	1	#14	(7) Stranded

WIRE



**THIS SECTION IS CANADA ONLY**

Contact your sales rep for any further information  
Toll Free: 1-800-561-3164  
[boshart.com](http://boshart.com)

Rev. 5.0



# SUMMIT BRAND PRODUCTS

Cleaning and sanitizing products for around the home and septic systems



THIS SECTION IS CANADA ONLY

**INDEX**

Product Line	Page
Summit Brand	1

## SUMMIT BRAND

Summit brand offers a range of products for cleaning and treatment purposes.



Part No.		Quantity	
		L1	L2
<b>Iron Out Powder</b>			
25-IO28	28 oz.	6	696
25-IO76	4 Lbs.	6	288



<b>Super Iron Out Liquid</b>			
25-IOL	470 ml.	6	612



<b>Lime Out Bath &amp; Kitchen Cleaner</b>			
25-LO24	24 oz.	6	648



<b>Potassium Permanganate Free Flowing</b>			
25PPF-02	5 Lbs.	6	360



<b>White Brite</b>			
25-WB30	28 oz.	6	696



<b>Automatic Toilet Bowl Cleaner</b>			
25-TB	2 Tablets	12	2160



<b>Washing Machine Cleaner</b>			
25-WM12	12 fl oz.	6	1800



<b>Dishwasher Cleaner</b>			
25-DW	354 ml.	6	1800



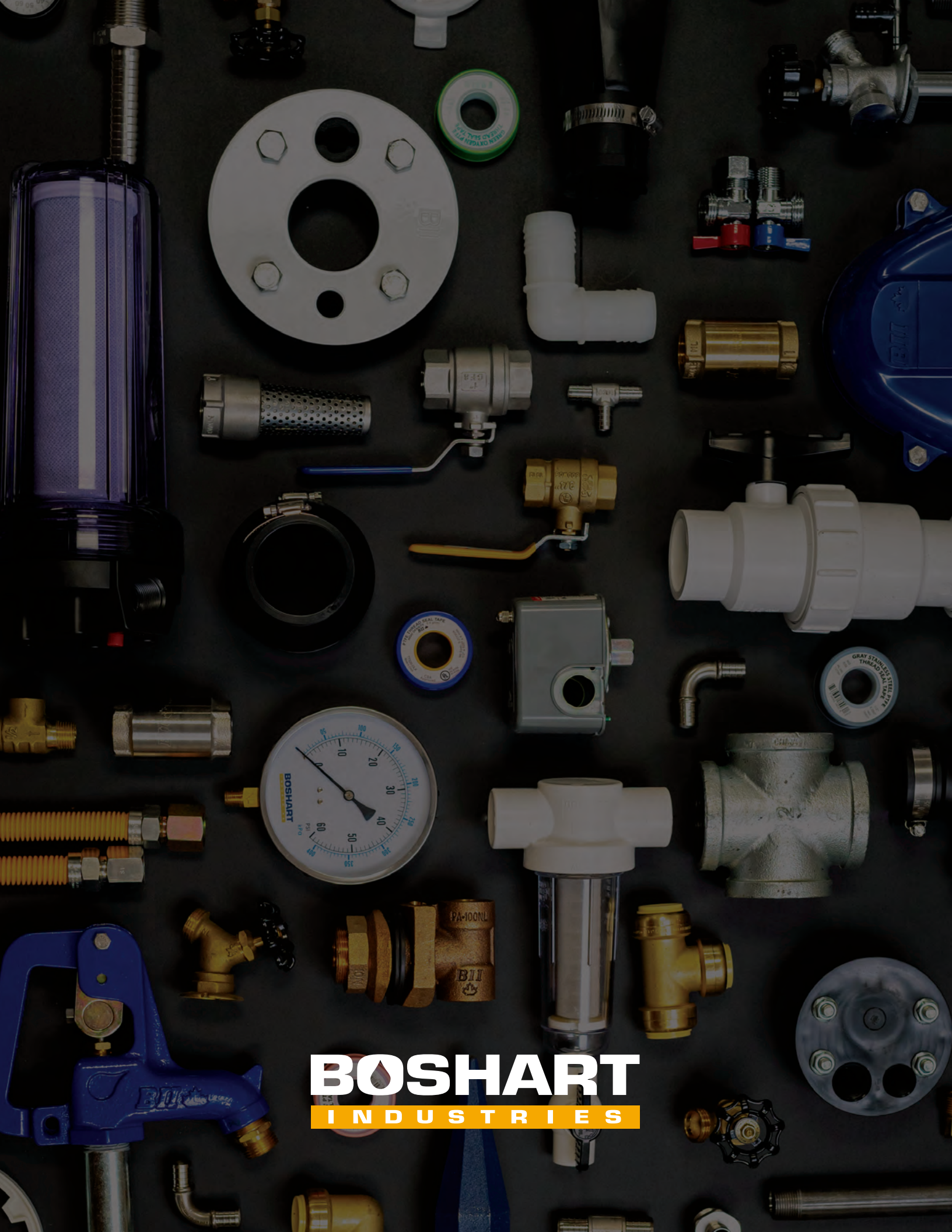
<b>Home Dry Cleaner</b>			
25-WDCS	6 Cloths	4	



<b>Septobac Septic Treatment</b>			
25-SB-3M	3 Monthly Applications	6	1968
25-SB8	8 Weekly Applications	6	840
25-SBL-3M	32 fl oz. (3 Monthly Applications)	6	600







**BOSHART**  
INDUSTRIES