

Rinnai EnergySaver® Direct Vent Wall Furnace

Efficient Supplemental Heating for Homeowners



Comfortable heat for hard-to-heat spaces

Transform any living space — from basement to sunroom, or even the whole home — with self-adjusting heat that keeps room temperature consistent, from floor to ceiling.

Consistent Warmth and Reduced Cold Spots

- Maintains pre-set temperature
- Distributes heat evenly

Energy Efficient Solutions

- Unique energy-saving modulating technology intuitively matches the specific level of heat needed at any given moment, responding to the smallest temperature changes (within 2 in / 5 cm above the floor)
- Rinnai offers multiple models for just the right size and configuration to heat a whole home or complement an existing heating system
- Complements existing heating solutions
- Minimizes heat loss with no ductwork

The Rinnai Difference



Consistent, Even Heat



Wall Thermostat Compatible



Modulating Technology



User-Friendly Controls




Versatile Installation Options



High-Altitude Approved

Customized Heating

The easy-to-use programmable thermostat lets you set a comfortable temperature for when you're home and a lower setting for when you're gone. Attach to a Wi-Fi enabled thermostat (Nest, Honeywell, Ecobee, etc.) for additional flexibility and comfort, meeting supplemental or specific zone heating needs.



USER-FRIENDLY CONTROL PANEL
Manage the temperature in your home with our user-friendly control panel. Simply choose a set temperature or customize heating during the day by programming the timers.

STREAMLINE DESIGN | NATURAL GAS OR PROPANE MODELS | EASY INSTALLATION



she shed

OR GARAGE SPACE



man cave

OR BASEMENT REMODEL



sun room

OR ENCLOSED PORCH



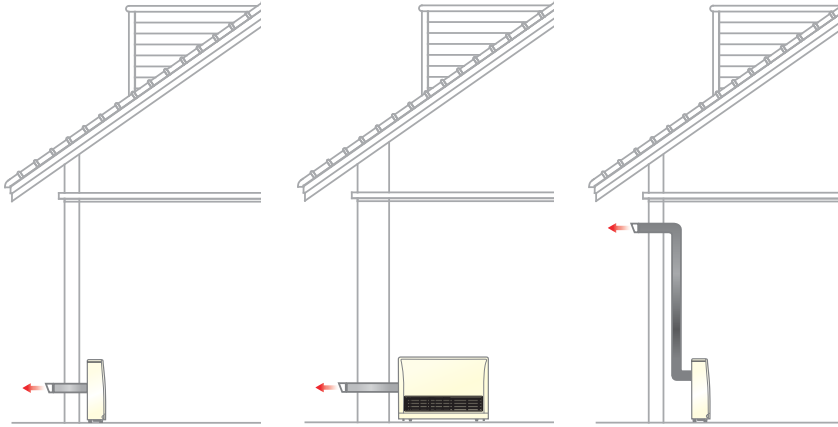
cabin

OR LAKE HOUSE

Quick, Flexible Installation

Rinnai EnergySaver® Direct Vent Wall Furnaces provide quick installation, and flexible venting allows positioning along almost any outside wall.

Venting Options



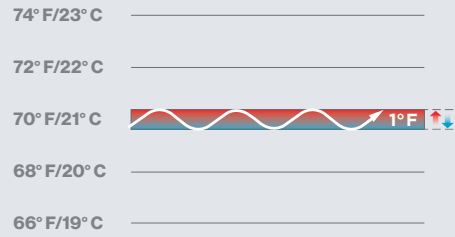
Direct, Through-Wall Vent Termination

Through-Wall Vent Termination with Extension Kit

Through-Wall Vent Termination with Extension Kit and Elbow

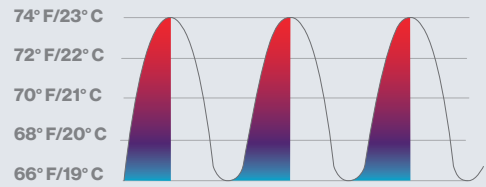
Please consult the Owner's Operation and Installation Manual for installation requirements.

RINNAI ENERGY-SAVING MODULATING TECHNOLOGY



Rinnai's technology responds to small temperature changes, resulting in higher levels of comfort.

STANDARD SPACE HEATER (ON/OFF)



On/Off Cycle of a Standard Space Heating Appliance.

MODEL CHART AND SPECIFICATIONS

ENERGYSAVER® DIRECT VENT WALL FURNACES										
Model	EX08CT (RHFE-202FTA)		EX11CT (RHFE-265FTA)		EX17CT (RHFE-434FTA)		EX22CT (RHFE-559FTA) / EX22CTW (RHFE-559FTA-W)		EX38CT (RHFE-1005FTA) / EX38CTW (RHFE-1005FTA-W)	
Fuel Type	NG	LP	NG	LP	NG	LP	NG	LP	NG	LP
Input Range - btu (Low/High)	3,000 / 8,000		5,500 / 11,000		8,200 / 16,700		8,200 / 21,500		8,200 / 20,700	
AFUE Rating	82%		81%		81%		81%		80%	
Dimensions - w, h, d (mm)	18.3 x 27.4 x 10.1 (464.8 x 695.96 x 256.54)		18.3 x 27.4 x 10.1 (464.8 x 695.96 x 256.54)		29.9 x 22.9 x 10.1 (759.4 x 581.6 x 256.54)		29.9 x 22.9 x 10.1 (759.4 x 581.6 x 256.54)		36.6 x 26.4 x 13 (929.6 x 670.5 x 330.2)	
Power Consumption (Electronic Ignition)	41 Watts		44 Watts		46 Watts		56 Watts		117 Watts	
Noise Level db(a)	27 - 36		31 - 38		33 - 38		33 - 42		39 - 46	
Warranty*	10 Year Heat Exchanger, Five Years on Parts, 2 Years on Labor									
Altitude Approved (ft)	10,200 (3,000 m)									
Venting Option	Concentric									

* For complete information and details regarding Rinnai's warranty and information on sizing guidelines, please visit rinnai.us.
NOTE: NG denotes Natural Gas and LP denotes Liquid Propane gas fuel types.



Rinnai America Corporation
103 International Drive | Peachtree City, GA 30269
1-800-621-9419 | rinnai.us | rinnai.ca

PROUD SPONSOR



FOLDS of HONOR