



**Epilog**Laser



Made in **USA**

EPILOGLASER.COM


# OVER 30 YEARS OF EXPERIENCE

---

In 1988, Epilog Laser's revolutionary systems opened the world's eyes, not only to what could be accomplished with a laser, but also to how accessible a laser is to businesses, both large and small.

We are innovators. We are engineers. We are problem solvers. We are committed to designing and manufacturing the highest-quality, fastest laser systems in the industry, right here from our global headquarters in Golden, CO, in the foothills of the Rocky Mountains.

Our worldwide presence continues to grow with corporate offices located in the Netherlands and Canada. We now have even more locations to provide you with the highest level of support and convenience. Contact us to schedule a hands-on demonstration from your local distributor and see how an Epilog Laser can benefit your business with the industry's highest engraving speeds, the most-detailed etching, and fast, accurate cutting. Find out how an Epilog Laser can transform your business.





# ENGRAVE – CUT – MARK

Electronics Engraving  
Wood Engraving & Cutting  
Marble & Stone Etching  
Acrylic & Wood Signage  
Nameplates & Desk Sets  
Wedding Memorabilia  
Corporate Giveaways  
Glass Etching  
Sporting Goods

Holiday Ornaments  
Corporate & Sporting Awards  
Architectural Models  
One-of-a-Kind Gifts  
Greeting Cards  
Guitar Inlays  
Custom Jewelry  
Acrylic Plaques  
Photo Frames

3D Models  
Inlaid Signage  
Photo Engraving  
Barcode Engraving  
Engraved Denim Jeans  
Logo Engraving on Parts  
Etched Business Cards  
Tool Identification  
Medical Part Marking

Laptop Customization  
Paper Invitations  
Marble Flooring  
Cloth Etching  
Memorials  
Home Decor  
Cabinetry  
Product Marking  
Industrial Etching

Phone Customization  
Custom Pet Tags  
Appliqués  
Toys & Games  
Photo Albums  
Wine Bottle Etching  
Engraved Mirrors  
Photo Etching  
And much more!

# CHOOSE YOUR LASER

## CO<sub>2</sub>: Versatility

Engrave and cut a wide variety of materials with our CO<sub>2</sub> laser line. A CO<sub>2</sub> laser system can engrave on all kinds of materials, including wood, acrylic, rubber, plastic, and more.

	Engrave	Cut
Wood	•	•
Acrylic	•	•
Glass	•	
Coated metals	•	
Ceramics	•	
Delrin	•	•
Cloth	•	•
Leather	•	•
Marble	•	
Matboard	•	•
Melamine	•	•
Paper	•	•
Mylar	•	•
Cardboard	•	•
Rubber	•	•
Wood veneer	•	•
Fiberglass	•	•
Painted metals	•	
Tile	•	
Plastic	•	•
Cork	•	•
MDF	•	•
Anodized aluminum	•	
Twill	•	•
Stainless steel	‡	
Brass	‡	
Titanium	‡	
Bare metal	‡	

‡ CO<sub>2</sub> lasers will mark bare metals when coated with a metal marking solution. For more info, call +1 303-277-1188.

## Fiber: Metal Etching

Featuring an air-cooled ytterbium fiber laser source, these are the ideal systems for direct metal etching and marking, as well as marking engineered plastics.

### Compatible Materials:

ABS (black/white)  
Aluminum 6061  
Aluminum, yellow chromate  
Anodized aluminum  
Bayers bayblend FR110  
Brass  
Brushed aluminum  
Carbon fiber  
Carbon nanotube  
Ceramics  
Ceramics, metal-plated  
Cobalt chrome steel  
Copper  
DAP- Diallyl Phthalate  
Delrin, colored (black/brown)  
GE Plastics polycarbonate resin  
Hard coat anodized aluminum  
Inconel metals (various)  
Iron-phosphate coating  
Machine tool steel  
Magnesium  
Makrolon  
Makrolon 2807  
Molybdenum

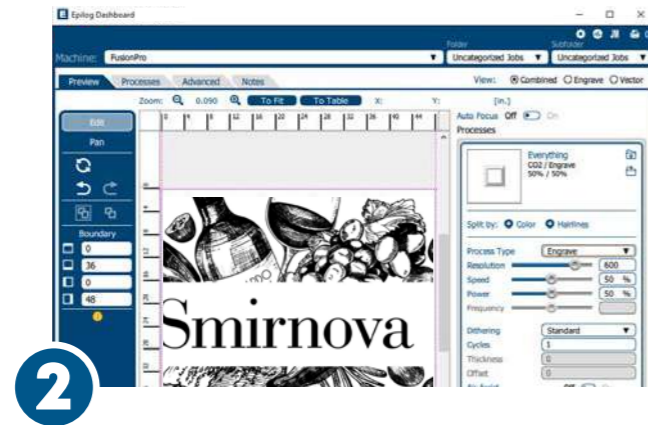
Nickel-plated 1215 mild steel  
Nickel-plated brass  
Nickel-plated gold  
Nickel-plated Kovar  
Nickel-plated steel  
Nylon  
PEEK, white & glass filled  
Polybutylene Terephthalate  
Polycarbonate, (black/white)  
Polycarbonate resin 121-R  
Polysulfone  
Rynite PET  
Santoprene  
Silicon carbide  
Silicon steel  
Silicon wafers  
Stainless steel 303  
Stainless steel 17-4 PH  
Steel 4043  
Steel, machine tool  
Teflon, glass filled  
Various inconel metals  
Zinc-plated mild steel  
And many more!

# EASY PROJECT SETUP

## From Design to Finished Product



1 Design your graphic in your favorite graphic design software.



2 Print the design to the Epilog Laser Dashboard™.



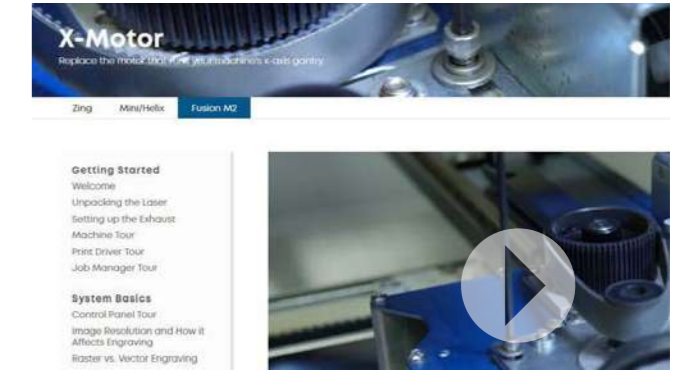
3 Choose your settings and start engraving or cutting your design.

## Material Settings Library

Epilog's Material Settings Library is your first stop for finding the perfect settings for most materials. This parameter library has been built by testing materials to find the best settings for you to use with your laser system. If you discover your own preferred settings, or have a special material that you use with your laser, save your custom settings so you always have access to your favorite laser parameters at the touch of a button.

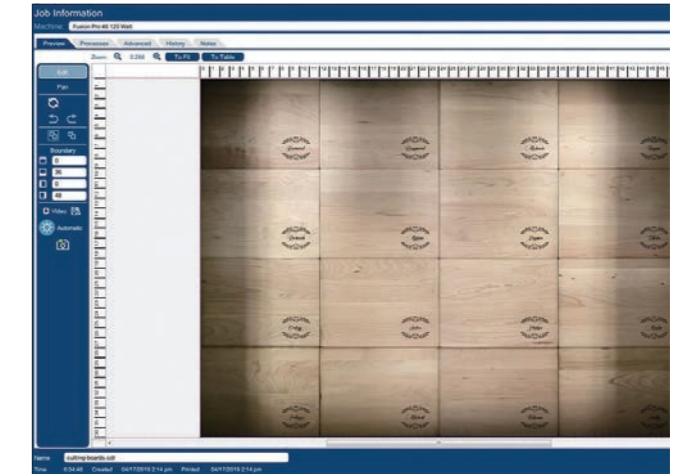
## Online Training

Register your machine at our free online training suite, [training.epiloglaser.com](http://training.epiloglaser.com) and start learning the latest tips and tricks on project setup and more. Featuring walkthrough demonstrations of how to set up projects, articles on maintenance for your machine, and a thorough library of support videos, the Epilog Laser Training Suite is your online manual for learning how to make the most of your laser system.



## IRIS™ Camera Positioning & Job Trace

Positioning your image for engraving has never been easier. The Fusion Pro's IRIS™ multi-camera system shows your laser's table on screen in the Laser Dashboard™, allowing you to precisely position your image on screen, then print to the laser. You can also use the camera at the laser head to recognize registration marks in your artwork for extremely precise engraving on preprinted pieces. To ensure your engraving is precisely positioned, run the instant Job Trace to see exactly where your image will be engraved on your product.



## Fastest Engraving Speeds: Up to 165 IPS (4.2 m/s)

Higher-speed engraving means more throughput for your business. Epilog prides itself on creating machines with incredibly fast engraving times and the quickest turnaround speeds, while still providing the highest quality results. The Fusion Pro's new motion control system allows the laser to reach a top speed of 165 IPS with 5g acceleration for the industry's fastest engraving. Extremely robust motors and an industrially designed motion control system allow us to reach the highest engraving speeds while still providing the high-resolution you expect from an Epilog Laser.

## Epilog Software Suite™

Epilog's powerful software suite allows you to position your artwork and duplicate your image across the screen, and access our materials database quickly and easily. Save your files to the Job Manager and you can access any job you have ever sent to the laser. Organize your jobs, rerun projects, and more.




# ZING LASERS



## ZING 16

Small-size, entry-level laser system that is perfect for starting a business or operating out of your home, office, or school.

- 30 or 40 watt CO<sub>2</sub> laser
- 16" x 12" x 4.5" (406 x 305 x 114 mm) work area
- Affordable pricing for the entry-level user



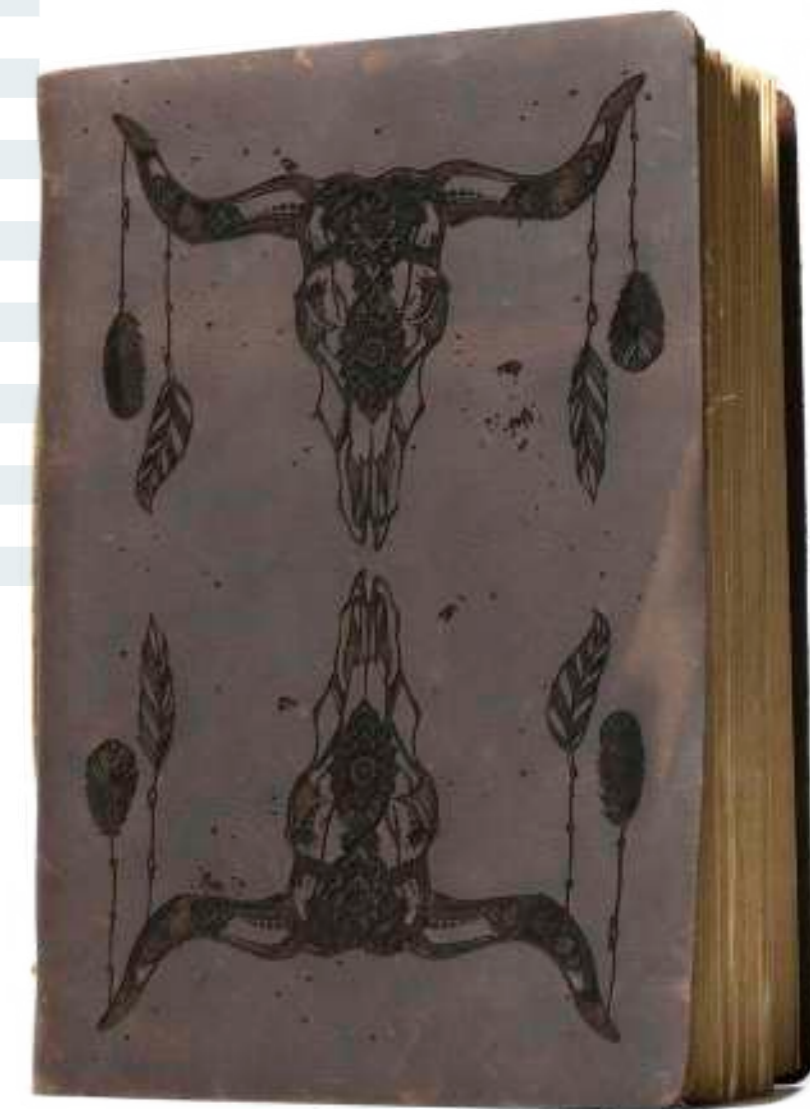
## ZING 24

Larger work area and more features make this laser an affordable choice for those needing more features than an entry-level machine.


- 30, 40, 50, or 60 watt CO<sub>2</sub> laser
- 24" x 12" x 7.75" (610 x 305 x 197 mm) work area
- Compatible with the Rotary Attachment
- Radiance™ Beam-Enhancing Optics for a smaller laser spot size across the table

## System Features

	Zing 16	Zing 24
Made-in-the-USA Quality: Designed, engineered & built in Golden, CO	•	•
Epilog Job Manager: Management & workflow software - easily organize, edit, save & print	•	•
Laser Dashboard™: Set speed/power parameters & access more laser features	•	•
CO <sub>2</sub> Laser Tubes: Long-lasting metal/ceramic tubes for highest engraving quality	•	•
Lenses Rated to 500 Watts: Highest-quality lenses provide long life & higher resolutions	•	•
High-Speed Stepper Motors: Faster stepper motors for high-resolution engraving	•	•
3D & Stamp Engraving Settings: Etch & cut stamps or create 3D curves while engraving	•	•
Super-Silent™ Cooling Fans: Quiet operation suitable for office environments	•	•
Air Assist: Remove heat & combustible gases from the cutting surface	•	•
Raster/Vector Color Mapping: Change your speed & power by using color settings	•	•
Networking Choices: USB & Ethernet connections	•	•
Moveable Home Position: Engrave odd-shaped items easily by setting a new home position	•	•
Red Dot Pointer: Provides a visible laser beam to help position projects	•	•
Easy-Access Drop-Down Door: Front access door for the laser system		•
Radiance™ Beam-Enhancing Optics: Higher-resolution optics for detailed engraving		•
Rotary Attachment Compatibility: Engrave cylindrical objects with the optional rotary		•



# MINI & HELIX LASERS



## MINI 18 & 24

Looking for a system with faster engraving times than the Zing Series, but that still offers a small work area? The Epilog Mini 18 and 24 Lasers are an ideal way to move into our faster servo motor machines.

- 30 or 40 watt CO<sub>2</sub> laser - Mini 18
- 30, 40, 50, or 60 watt CO<sub>2</sub> laser - Mini 24
- 18" x 12" x 4" (457 x 305 x 102 mm) work area - Mini 18
- 24" x 12" x 5.5" (610 x 305 x 140 mm) work area - Mini 24
- High-speed servo motors and linear encoder driven
- Automatic focusing

## HELIX

For engravers and cutters looking to work with larger pieces or products, the Epilog Helix is an ideal choice.

- 30, 40, 50, 60, or 80 watt CO<sub>2</sub> laser
- 24" x 18" x 8.5" (610 x 457 x 216 mm) work area
- Radiance™ Beam-Enhancing Optics for a smaller laser spot size across the table
- Easy-access drop-down door
- Engrave items up to 11" (279 mm) tall
- Wheeled storage stand

## System Features

	Mini 18	Mini 24	Helix
Made-in-the-USA Quality: Designed, engineered & built in Golden, CO	•	•	•
Epilog Job Manager: Management & workflow software - easily organize, edit, save & print	•	•	•
Laser Dashboard™: Set speed/power parameters & access more laser features	•	•	•
CO <sub>2</sub> Laser Tubes: Long-lasting metal/ceramic tubes for highest engraving quality	•	•	•
Auto Focus: Automatically focus the table to the correct focal distance	•	•	•
Integrated Cutting Table: Lifts the piece being cut to reduce back-side burning	•	•	•
Moveable Home Position: Engrave odd-shaped items easily by setting a new home position	•	•	•
Red Dot Pointer: Provides a visible laser beam to help position projects	•	•	•
Rotary Attachment Compatibility: Engrave cylindrical objects with the optional rotary	•	•	•
Raster/Vector Color Mapping: Change your speed & power by using color settings	•	•	•
Networking Choices: USB & Ethernet connections	•	•	•
Permanent Job Storage: Store as many as 10 jobs up to 2MB in size	•	•	•
Job Delete at the Laser: Delete old jobs to keep laser job queue organized	•	•	•
Radiance™ Beam-Enhancing Optics: Higher-resolution optics for detailed engraving		•	•
Lenses Rated to 500 Watts: Highest-quality lenses provide long life & higher resolutions	•	•	•
Linear Encoders: Highest-quality engraving from the most precise motion control system	•	•	•
High-Speed Servo Motors: Faster servo motors for high-resolution engraving	•	•	•
3D & Stamp Engraving Settings: Etch & cut stamps or create 3D curves while engraving	•	•	•
Super-Silent™ Cooling Fans: Quiet operation suitable for office environments	•	•	•
Air Assist: Remove heat & combustible gases from the cutting surface	•	•	•
Metal Bearings: Stainless steel bearings designed to last the life of the machine	•	•	•
Kevlar Belts: Our precision drive belts are made from B-style Kevlar for superior longevity	•	•	•
Crumb Tray: Easily dispose of debris from under your Cutting Table	•	•	•
Easy-Access Storage Stand: Wheeled, free-standing cart for easier access			•



# FIBERMARK S2 LASER



## FIBERMARK S2

Our small-format fiber laser system, the FiberMark S2, allows you to etch directly into metal and mark many plastics. The FiberMark S2 is our original fiber laser system and is the first flying-optic fiber laser system ever developed.

- 30 watt fiber laser
- 24" x 12" x 5.5" (610 x 305 x 140 mm) work area
- Easy-Access Drop-Down Door
- Ability to create etched, annealed, and polished marks
- 75-1200 dpi

## Small-Format Metal Marker

Epilog's FiberMark S2 is your solution for etching and marking all types of bare metals and industrial plastics. Print to the laser directly from any graphic software program for easy job setup, and etch an entire table full of parts at one time.

- Directly engrave on most metals
- Mark engineered plastics
- Etch barcodes, serial numbers, and images
- Print directly from AutoCAD, CorelDRAW, Bartender, and more



## System Features

	FiberMark
Made-in-the-USA Quality: Designed, engineered & built in Golden, CO	•
Epilog Job Manager: Management & workflow software - easily organize, edit, save & print	•
Laser Dashboard™: Set speed/power parameters & access more laser features	•
Fiber Laser Source: Etches directly into bare metal & marks industrial plastics	•
Moveable Home Position: Engrave odd-shaped items easily by setting a new home position	•
Red Dot Pointer: Provides a visible laser beam to help position projects	•
Rotary Attachment Compatibility: Engrave cylindrical objects with the optional rotary	•
Raster/Vector Color Mapping: Change your speed & power by using color settings	•
Networking Choices: USB & Ethernet connections	•
Permanent Job Storage: Store as many as 10 jobs up to 2MB in size	•
Job Delete at the Laser: Delete old jobs to keep laser job queue organized	•
Linear Encoders: Highest-quality engraving from the most precise motion control system	•
High-Speed Servo Motors: Faster servo motors for high-resolution engraving	•
3D & Stamp Engraving Settings: Etch & cut stamps or create 3D curves while engraving	•
Super-Silent™ Cooling Fans: Quiet operation suitable for office environments	•
Air Assist & Compressor: Remove heat & combustible gases from the cutting surface	•
Metal Bearings: Stainless steel bearings designed to last the life of the machine	•
Kevlar Belts: Our precision drive belts are made from B-style Kevlar for superior longevity	•



# FUSION PRO LASERS



## FUSION PRO 32

- Available in CO<sub>2</sub>, fiber, or dual-source configurations
- 50, 60, 80, or 120 watt CO<sub>2</sub> laser
- 30 or 50 watt fiber laser
- 32" x 20" (812 x 508 mm) work area
- IRIS™ 2-camera system



## FUSION PRO 48

- Available in CO<sub>2</sub>, fiber, or dual-source configurations
- 50, 60, 80, or 120 watt CO<sub>2</sub> laser
- 30 or 50 watt fiber laser
- 48" x 36" (1219 x 914 mm) work area
- IRIS™ 3-camera system

## Industry's Highest-Speed Engraving

Introducing the fastest laser engraving systems on the market. Performance and image quality are at the heart of the Fusion Pro line of laser systems. With a maximum speed of 165 IPS (4.2m/s), and featuring 5g acceleration, the Fusion Pro lasers are the fastest, most productive laser systems available. Whether you're engraving wood, plastic, coated metals, or glass, the Fusion Pro allows you to produce more product in less time than any competitive system.

## IRIS™ Camera Positioning

Positioning your artwork is easier than ever with the new IRIS™ Camera Positioning feature of the Fusion Pro. Overhead cameras provide a view of your material as it is positioned on the table, allowing you to accurately place your artwork and know exactly where your laser will engrave. Drag and drop your artwork on screen to precisely position your artwork on even the most irregularly shaped objects.

## System Features

	Pro 32	Pro 48
Made-in-the-USA Quality: Designed, engineered, & built in Golden, CO	•	•
High Speed Engraving: Max speed of 165 IPS (4.2 m/s)	•	•
5g System Acceleration: Fast acceleration to top speed	•	•
IRIS™ Camera Positioning: Overhead cameras & camera at the carriage for artwork positioning	•	•
SAFEGUARD™ features: Keep the mechanics cleaner and dust-free	•	•
Touch-Screen Control: File selection, auto-focus, and more	•	•
Air Assist & Compressor: Remove heat & combustible gases from the cutting surface	•	•
Vacuum Hold-Down Table: Exhaust under the table	•	•
Networking Choices: USB & Ethernet connections	•	•
Permanent Job Storage (1 GB): Keep your most-run jobs at the machine	•	•
Auto Focus: Automatically focus the table to the correct focal distance	•	•
Software Suite: Dashboard™ and Job Manager Software Package	•	•
50, 60, 80, or 120 watt CO <sub>2</sub> , air-cooled, metal/ceramic laser tube, 10.6 micrometers	•	•
or 30 or 50 watt Fiber Laser Source, 1064 nm	•	•
or Dual Source configuration	•	•
Radiance™ Beam-Enhancing Optics: Higher resolution optics for detailed engraving	•	•
Laminar Air Flow: Streamlined air flow for the most efficient smoke and vapor removal	•	•
High-Speed, Brushless DC Servo Motors: Withstands the most rigorous engraving jobs at high speeds	•	•
Red Dot Pointer: Provides a visible laser beam to help position your projects	•	•
Job Trace: Quickly see where the job will engrave on your material	•	•
Easy-Access Drop-Down Door: Front access door for the laser system	•	•
Super-Silent™ Cooling Fans: Quiet operation suitable for office environments	•	•
Rim-style Rotary Compatibility	•	•





# ACCESSORIES

## Air Compressor

Epilog's optional Air Compressor is available to work with the included Air Assist feature of the laser systems. Direct a constant stream of air to your cutting surface to remove heat and combustible gases from the work area. This high-quality air compressor unit feeds 30 psi (2.07 bar) of air through the Air Assist structure, giving you the best cutting results available. The vibration-dampening rubber feet reduce the noise level of the compressor.



## Cutting Tables

Incorporate the gridded cutting table when cutting through materials. By raising the materials off of the table when cutting, you'll be able to reduce any back-side burning on the material.

For cutting through materials on the Fusion Pro, choose between a traditional cutting-grid table or a slat table.



## Rotary Attachments

Add the ability to engrave cylindrical items to your laser, including glasses, bottles, and more. Epilog offers two types of Rotary Attachments. The Standard Rim-Style Rotary is great for general-purpose cylindrical shapes, including glasses, mugs and wine bottles. We offer the 3-Jaw Chuck Rotary Attachment for more demanding applications when you need to mechanically clamp a cylinder or oddly shaped, non-cylindrical item.



## Lens Options

1.5" Lens: Highest-Resolution Engraving

Although the standard 2.0" lens provides amazing detail, our 1.5" lens assembly has been designed for the highest-resolution engraving and etching of extremely small fonts.

4.0" Lens: Cutting Thicker Materials and Inside Deep Areas

The 4.0" lens produces a focused beam over a longer vertical distance, which makes it ideal when engraving within a recessed area of a product, such as inside a bowl or plate. The lens is also useful for cutting through very thick materials with a more elongated beam.



## Machine Stand

Add the machine stand to your Mini or FiberMark S2 to turn your desktop laser into a free-standing unit. This optional stand features high-quality wheels to move the laser system throughout your work area with ease, and the shelf makes a great place to store your most used materials.



## Pin Table

The Pin Table incorporates moveable pins designed to raise and support material during cutting. This helps ensure you receive the cleanest laser cut edges from your laser machine. Use the Pin Table with the Fusion Pro's IRIS™ camera system for a visual representation of each pin's precise location for the highest quality edge cuts on a laser system.



# TECH SPECS



Zing 16



Zing 24



Mini 18



Mini 24

Work Area	16"x12" (406x305 mm)	24"x12" (610x305mm)	18"x12" (457x305mm)	24"x12" (610x305mm)
Max Material Thickness	4.5" (114mm)	7.75" (197mm)	4" (102mm). Remove table for 6" (152mm) depth & 17.5"x10" (444x254mm) work area	5.5" (140mm). Remove table for 8" (203mm) depth & 23.5"x11.75" (597x298mm) work area
Laser Tube Wattages	30 & 40 watt, CO <sub>2</sub> , air-cooled, metal/ceramic tube, 10.6 micrometers	30, 40, 50 & 60 watt, CO <sub>2</sub> , air-cooled, metal/ceramic tube, 10.6 micrometers	30 & 40 watt, CO <sub>2</sub> , air-cooled, metal/ceramic tube, 10.6 micrometers	30, 40, 50, & 60 watt, CO <sub>2</sub> , air-cooled, metal/ceramic tube, 10.6 micrometers
Software	Laser Dashboard™, Epilog Job Manager™			
Memory	Multiple files up to 64MB. Engrave any file size			
Modes	Optimized Raster, Vector & Combined mode			
Motion Control	High-speed micro stepper motors		High-speed, continuous-loop, DC servo motors using linear and rotary encoding technology for precise positioning	
X-Axis Bearings	Shielded roller bearing assembly on a ceramic-coated aluminum guide rail		Ground & polished stainless steel long-lasting bearing system	
Belts	Advanced B-style Kevlar belts		Advanced B-style double-wide Kevlar precision drive belts	
Resolution	User-controlled 100-1000dpi		User-controlled 75-1200dpi	
Speed & Power	Computer-controlled speed & power in 1% increments up to 100%. Color mapping feature links Speed, Power, Frequency, & Raster/Vector mode settings to any RGB color		Computer-controlled speed & power in 1% increments up to 100%. Color mapping feature links Speed, Power, Frequency, Raster/Vector mode, & Air Assist On/Off settings to any RGB color	
Print Interface	USB & 10Base-T Ethernet connections. Windows 7/8/10 compatible			
Size (W x D x H)	28.75"x22.125"x12.5" (730x562x318mm)	38"x27.25"x15" (965x692x381mm)	27.8"x26"x13.5" (706x660x343mm)	34.5"x26"x16" (876x660x406mm)
Weight	95lbs (43kg)	140lbs (64kg)	70lbs (32kg)-100lbs (45.5kg) with stand	90lbs (41kg)-120lbs (55kg) with stand
Electrical	Auto-switching power supply 110-240volts, 50 or 60Hz, single phase			
Ventilation System	350-400CFM (595-680m <sup>3</sup> /hr) external exhaust to outside or internal filtration unit required. One output port, 4" (102mm) in diameter			
Class	Class 2 Laser Product - 1 mW CW MAXIMUM 600-700nm			



Helix



FiberMark S2



Fusion Pro 32 (CO<sub>2</sub>)



Fusion Pro 32 (Fiber)



Fusion Pro 48 (CO<sub>2</sub>)



Fusion Pro 48 (Fiber)

24"x18" (610x457mm)	24"x12" (610x305mm)	32"x20" (812x508mm)	48"x36" (1219x914mm)		
8.5" (216mm). Remove table for 11" (279mm) depth & 23.5"x17" (597x432mm) work area	5.0" (127mm)	12.25" (311mm)			
30, 40, 50, 60, & 80 watt, CO <sub>2</sub> , air-cooled, metal/ceramic tube, 10.6 micrometers	30 watt, Fiber, air-cooled, includes collimator. 1064 nm. Beam quality: M2 < 1.1	50, 60, 80, or 120 watt, CO <sub>2</sub> , air-cooled, metal/ceramic tube, 10.6 micrometers	30 or 50 watt, Fiber, air-cooled, includes collimator. 1064nm. Beam quality: M2 < 1.1	50, 60, 80, or 120 watt, CO <sub>2</sub> , air-cooled, metal/ceramic tube, 10.6 micrometers	30 or 50 watt, Fiber, air-cooled, includes collimator. 1064nm. Beam quality: M2 < 1.1
Laser Dashboard™, Epilog Job Manager™					
Multiple files up to 64MB. Engrave any file size		Multiple Files up to 1GB. Engrave any file size			
Optimized Raster, Vector & Combined mode					
High-speed, continuous-loop, DC servo motors using linear and rotary encoding technology for precise positioning		High-speed, continuous-loop, brushless DC servo motors using rotary encoding tech for precise positioning			
Ground & polished stainless steel long-lasting bearing system		Ground & polished stainless steel, Teflon-coated, self-lubricating bearings. Dual blocks on X-axis for greater rigidity			
Advanced B-style double-wide Kevlar precision drive belts					
User-controlled 75-1200dpi					
Computer-controlled speed & power in 1% increments up to 100%. Color mapping feature links Speed, Power, Frequency, Raster/Vector mode, & Air Assist On/Off settings to any RGB color		165 IPS (4.2m/s) with 5g acceleration. Computer-controlled in .001 increments up to 100%. Color mapping feature links Speed, Power, Frequency, & Raster/Vector mode			
USB & 10Base-T Ethernet connections. Windows 7/8/10 compatible					
36.5"x32"x39.8" (927x813x1011mm)	34.5"x24"x16" (876x622x406mm)	54.6"x34.2"x42" (1387x869x1067mm)		70.6"x51.3"x42.75" (1794x1304x1086mm) Pedestal removed: 34"h (863mm)	
180lbs max (82kg)	120lbs max (55kg) without stand	400lbs (182kg)		650lbs (295kg)	
Auto-switching power supply 110-240volts, 50 or 60Hz, single phase				220/240volts, 50 or 60Hz, single phase	
350-400CFM (595-680m <sup>3</sup> /hr) external exhaust to outside or internal filtration unit required. One output port, 4" (102mm) diameter		One upper output port. One lower port. Total 735CFM. All ports 4" (102mm) diameter		Two upper output ports. One lower port. Total 735CFM. All ports 4" (102mm) diameter	
Class 2 Laser Product - 1 mW CW MAXIMUM 600-700nm					

