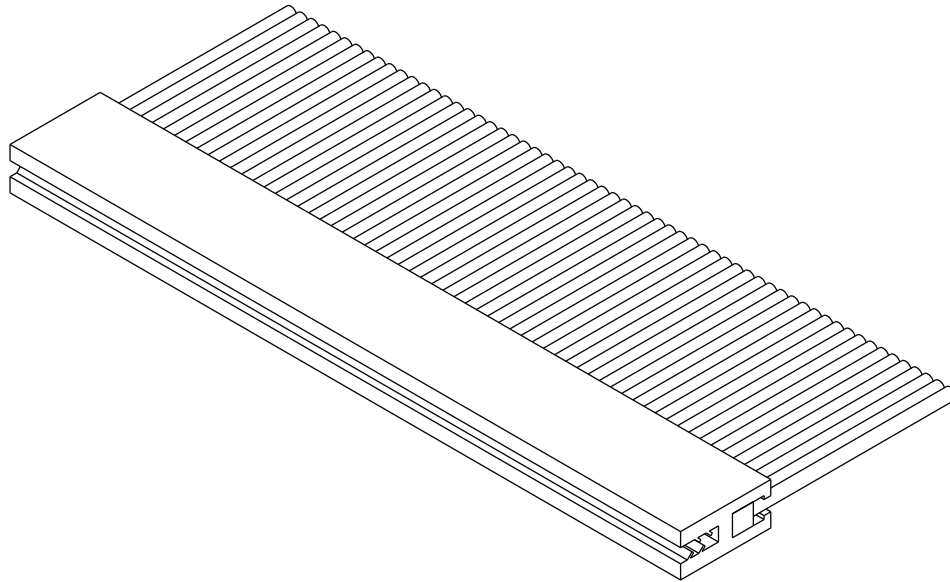


**INSTRUCTION SHEET**  
**VWM SERIES**  
**CABLE ENTRY BRUSH GROMMET OPTION**



## **THANK YOU**

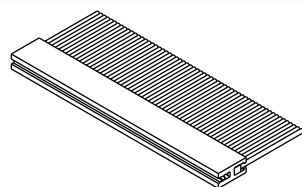
Thank you for purchasing a VWM Cable Entry Brush Grommet option. Please read these instructions thoroughly before installing or assembling this product. For more information, refer to the VWM Series Vertical Wall Mount Rack Instruction Sheet (I-00796).

## **PRODUCT FEATURES**

- 6" Brush allows for clean and protected cable entry.
- Use of brush does not affect the thermal properties.
- Replaces the knockout on the top or bottom of the backpan.



## SUPPLIED COMPONENTS AND HARDWARE



Brush Grommet

A

### REQUIRED TOOL

- Hammer

## INSTALLING THE LEVER LOCK BACKPAN OPTION

1. Use a hammer to knock out the rectangular opening on the top or bottom of the backpan (top shown).
2. Push the channel on the brush grommet (A) (opposite side of the bristles) into the following side of the opening until the brush grommet snaps into place. (**FIGURE A**)

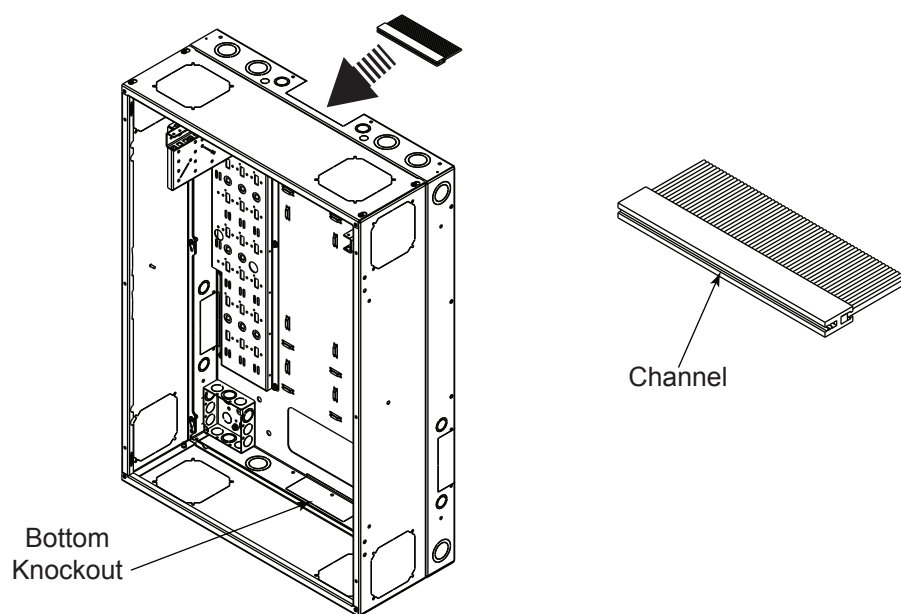


FIGURE A

## WARRANTY

For warranty information, refer to [www.middleatlantic.com/terms](http://www.middleatlantic.com/terms).

### Corporate Headquarters

Corporate Voice: 973-839-1011 - Fax: 973-839-1976 / International Voice: +1 973-839-8821

Fax: +1 973-839-4982

[www.middleatlantic.com](http://www.middleatlantic.com) - [info@middleatlantic.com](mailto:info@middleatlantic.com)

### Middle Atlantic Canada

Voice: 613-836-2501 - Fax: 613-836-2690 / [ca.middleatlantic.com](http://ca.middleatlantic.com) -

[customerservicecanada@middleatlantic.ca](mailto:customerservicecanada@middleatlantic.ca)

### Factory Distribution

USA: NJ - CA - IL Canada: ON - BC

**At Middle Atlantic Products we are always listening. Your comments are welcome.**

**Middle Atlantic Products is an ISO 9001 and ISO 14001 Registered Company.**