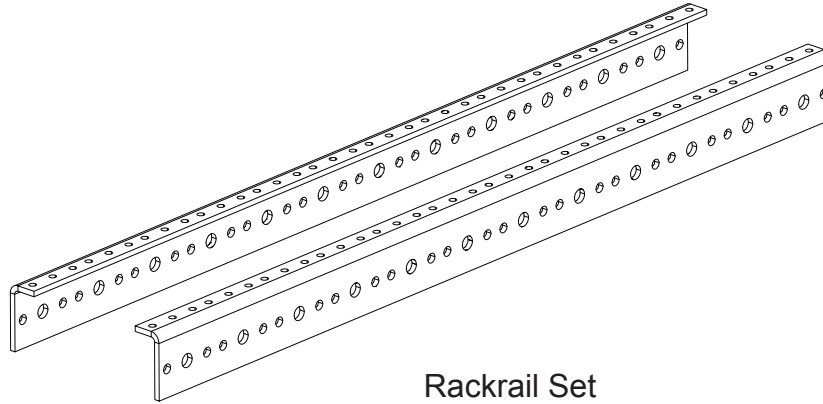


INSTRUCTION SHEET

L5 REAR RACKRAIL KIT

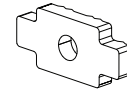
SUPPLIED COMPONENTS AND HARDWARE



Rackrail Set
(A)



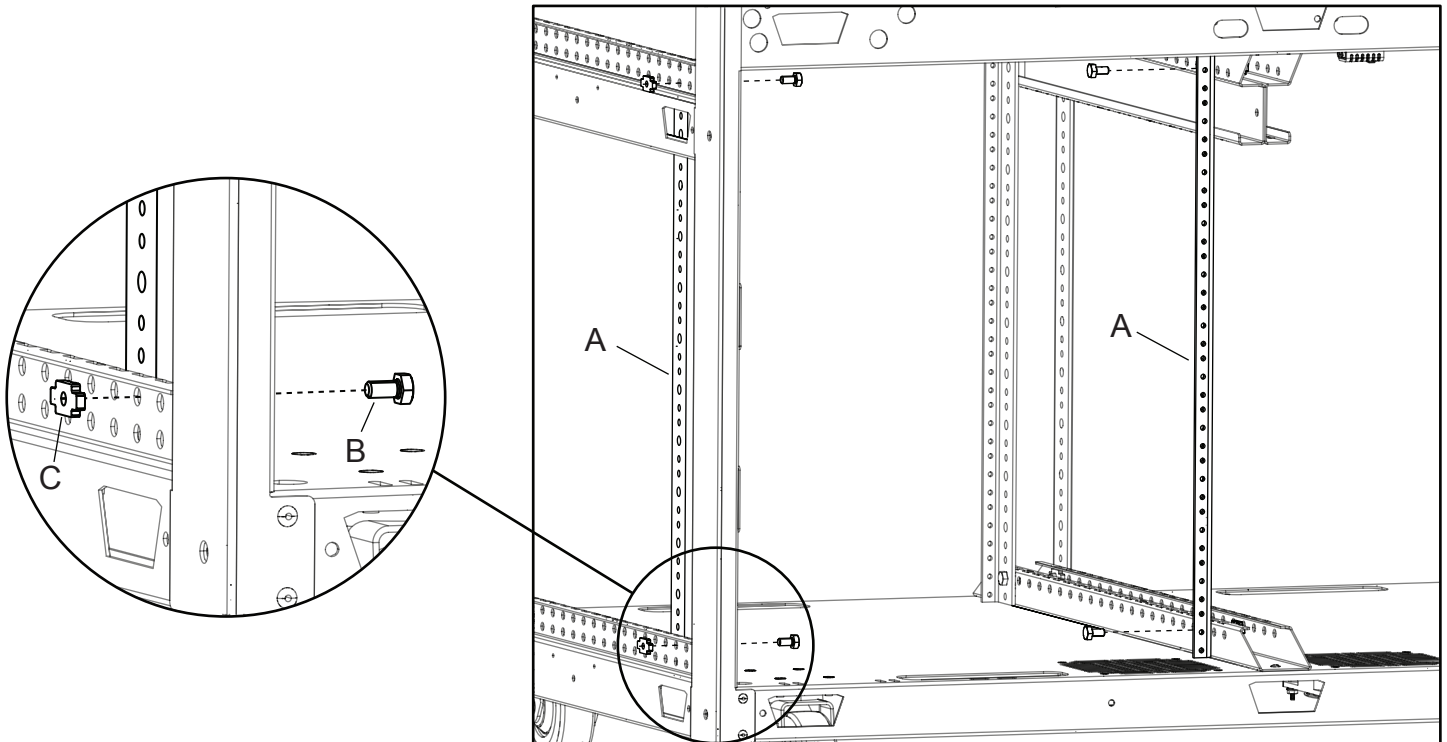
(4x)
Hex Head Screw
(C)



(4x)
Rackrail Nut
(B)

RACKRAIL INSTALLATION

1. Align rackrails (A) to holes in frame at the desired depth and secure in place using (4x) hex head screws (B) and (4x) rackrail nuts (C).



NOTE: On 43" wide frame, rear rackrail can be installed in left or right bays.

WARRANTY

For warranty information, refer to www.middleatlantic.com/terms.

Corporate Headquarters

Corporate Voice: 973-839-1011 - Fax: 973-839-1976 / International Voice: +1 973-839-8821 - Fax: +1 973-839-4982

www.middleatlantic.com - info@middleatlantic.com

Middle Atlantic Canada

Voice: 613-836-2501 - Fax: 613-836-2690 / ca.middleatlantic.com - customerservicecanada@middleatlantic.ca

Factory Distribution

USA: NJ - CA - IL Canada: ON - BC

At Middle Atlantic Products we are always listening. Your comments are welcome.

Middle Atlantic Products is an ISO 9001 and ISO 14001 Registered Company.



Middle Atlantic Products

what great systems are built on™

middleatlantic.com ■ 800.266.7225