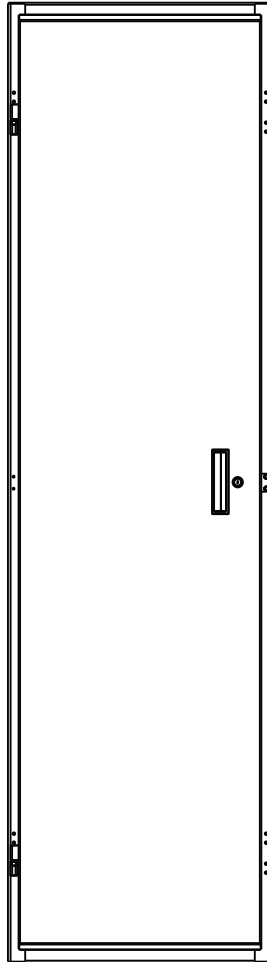


INSTRUCTION SHEET
GRK SERIES
FULL DOOR OPTION



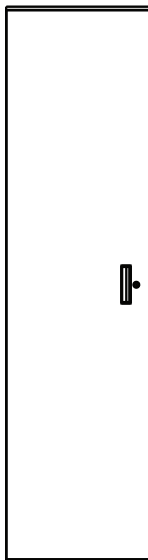
THANK YOU

Thank you for purchasing a GRK Series Full Door option. Please read these instructions thoroughly before installing or assembling this product.

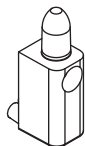
PRODUCT FEATURES

- The full door may be installed on either front or rear of GRK rack.
- Lock catch provides extra security for your GRK rack.
- Solid and vented full doors are available in all rack heights.

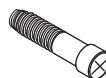
SUPPLIED COMPONENTS AND HARDWARE



Full Door
(x1; Solid Door Pictured)



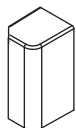
Male Hinge
(x2)



1/4-20 Phil. Screw
(x2)



Washers
(x2)



Female Hinge
(x2)

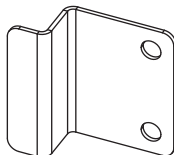


10-32 Hex Screw
(x2)



Decorative Cap
(x2)

LOCK CATCH HARDWARE



Lock Catch
(x1)



10-32 Thread
Cutting Screws
(x2)

REQUIRED TOOLS

- No. 2 Phillips Driver
- 5/32 Ball Drive Hex Key (Provided)

FULL DOOR INSTALLATION

1. Determine door swing to know which side to install hinges. (FIGURE A)




FIGURE A

2. Install male hinge to the lower set of holes on the enclosure. (FIGURE B)

NOTE: Hinge post ships with washer preinstalled. If the washer comes off during shipping, reinstall it now.

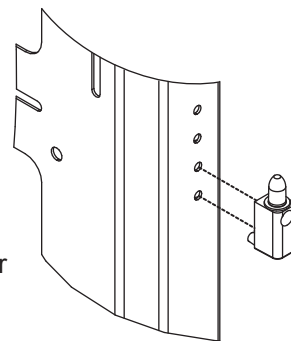


FIGURE B

3. Install screws using a No. 2 Phillips driver. Install decorative cap. (FIGURE C)

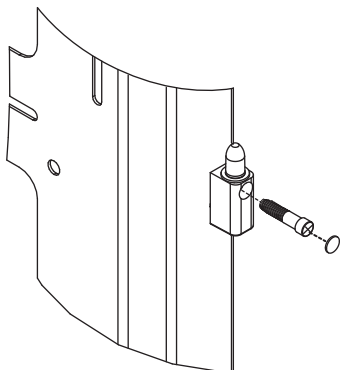


FIGURE C

4. Install female hinge to the door using provided hex key. (FIGURE D)

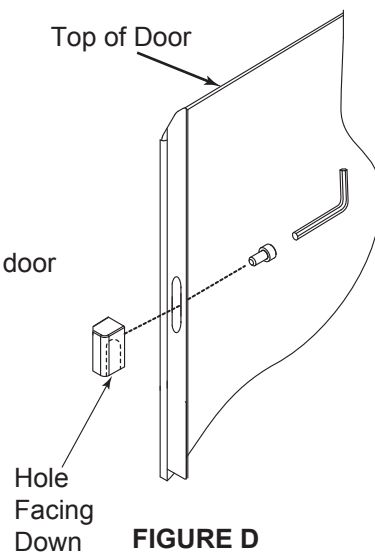


FIGURE D

5. Install the door. (FIGURE E)

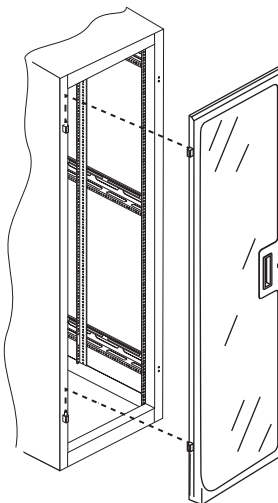
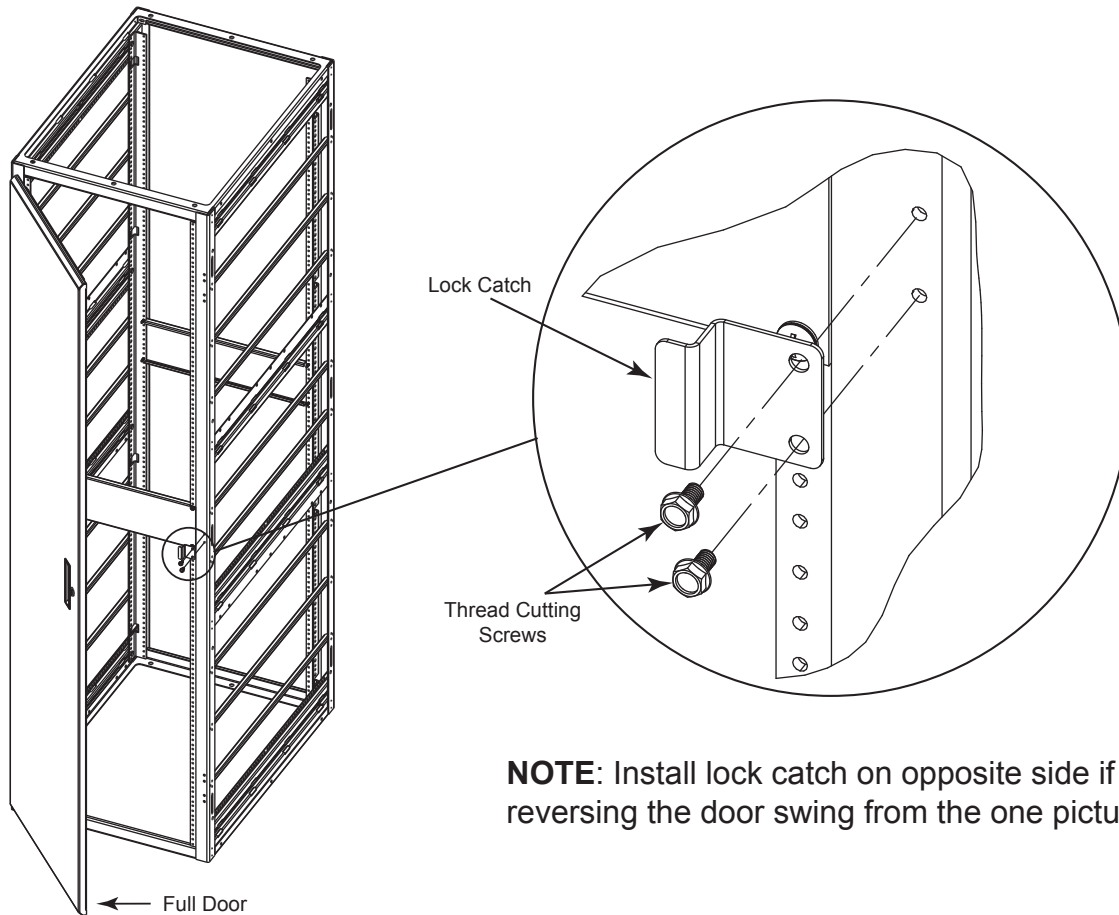


FIGURE E

LOCK CATCH INSTALLATION

1. Using a 5/16" hex bit socket, install the lock catch to the rack using the provided thread cutting screws.



NOTE: Install lock catch on opposite side if reversing the door swing from the one pictured.

WARRANTY

Middle Atlantic Products, Inc. (the "Company") warrants the product to be free from defects in material or workmanship under normal use and conditions for a the lifetime of the product.

The Company's entire liability to the purchaser, and the purchaser's (or any other party's) sole and exclusive remedy, under this warranty shall be limited, at the Company's option, to either (a) return of and refund of the price paid for, or (b) repair or replacement at the Company's factory of the products purchased, or any part or parts thereof, which the Company has determined to be defective after inspection thereof at the Company's factory. This warranty does not cover damage due to acts of God, accident, misuse, abuse or negligence by parties other than the Company, or any modification or alteration of the products. In addition, this warranty does not cover damage due to improper handling, assembly, installation or maintenance.

THIS WARRANTY IS IN LIEU OF ALL OTHER WARRANTIES OF ANY KIND, EITHER EXPRESSED OR IMPLIED, INCLUDING, BUT NOT LIMITED TO, IMPLIED WARRANTIES OF MERCHANTABILITY AND FITNESS FOR A PARTICULAR PURPOSE.

TO THE MAXIMUM EXTENT PERMITTED BY APPLICABLE LAW, IN NO EVENT SHALL THE COMPANY BE LIABLE FOR ANY SPECIAL, INCIDENTAL, INDIRECT, OR CONSEQUENTIAL DAMAGES WHATSOEVER (INCLUDING, WITHOUT LIMITATION, DAMAGES FOR LOSS OF BUSINESS PROFITS, BUSINESS INTERRUPTION OR ANY OTHER PECUNIARY LOSS) ARISING OUT OF THE USE OF THE PRODUCTS PURCHASED, EVEN IF THE COMPANY HAS BEEN ADVISED OF THE POSSIBILITY OF SUCH DAMAGES. THE COMPANY'S LIABILITY TO THE PURCHASER (OR ANY OTHER PARTY) HEREUNDER, IF ANY, SHALL IN NO EVENT EXCEED THE PURCHASE PRICE OF THE PRODUCTS PAID TO THE COMPANY.

Corporate Headquarters

Corporate Voice 973-839-1011 - Fax 973-839-1976 / International Voice +1 973-839-8821 - Fax +1 973-839-4982
middleatlantic.com - info@middleatlantic.com

Middle Atlantic Canada

Voice 613-836-2501 - Fax 613-836-2690 / middleatlantic.ca - contactcanada@middleatlantic.com

Factory Distribution

USA: NJ - CA - IL Canada: ON - BC

At Middle Atlantic Products we are always listening. Your comments are welcome.

Middle Atlantic Products is an ISO 9001 Registered Company.