

# EasyIP Mixer AV Switcher

---

## Current Release

### EasyIP Mixer 1.1.1

November 4, 2020

#### Improvements

- Improved USB enumeration behavior.
- Video artifacts could appear when receiving HDMI video from a OneLINK system. This has been fixed.

## Release History

### EasyIP Mixer 1.1.0

September 4, 2020

#### New Features

- We have placed the company's standard privacy notice on this product's Help page. This product does not record or save audio or video files, and it does not store any identifying information other than what you may choose to enter on the Room Labels page of the web interface. However, the device's IP address is considered "personally identifiable information" for the purposes of the privacy notice. This information is stored for display to the user, but not otherwise shared or transmitted.

#### Improvements

- Reduced fade duration on EasyIP inputs to 250 msec.
- Improved color accuracy on video outputs.
- Improved video quality for lower-resolution USB streams.
- Improved USB enumeration behavior.
- Under certain circumstances, the video transition type could change unexpectedly. This has been fixed.
- Changing to a different video input could result in USB re-enumeration when UVC extensions are disabled. This has been fixed.
- Occasionally, echo cancellation stopped working after the device was rebooted, and had to be toggled to be restarted. This has been fixed.

### EasyIP Mixer 1.0.0

May 27, 2020

#### Notes

- Initial release.

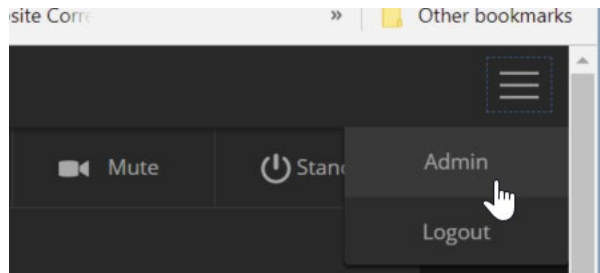
## Firmware Update Instructions – EasyIP Mixer

### Requirements

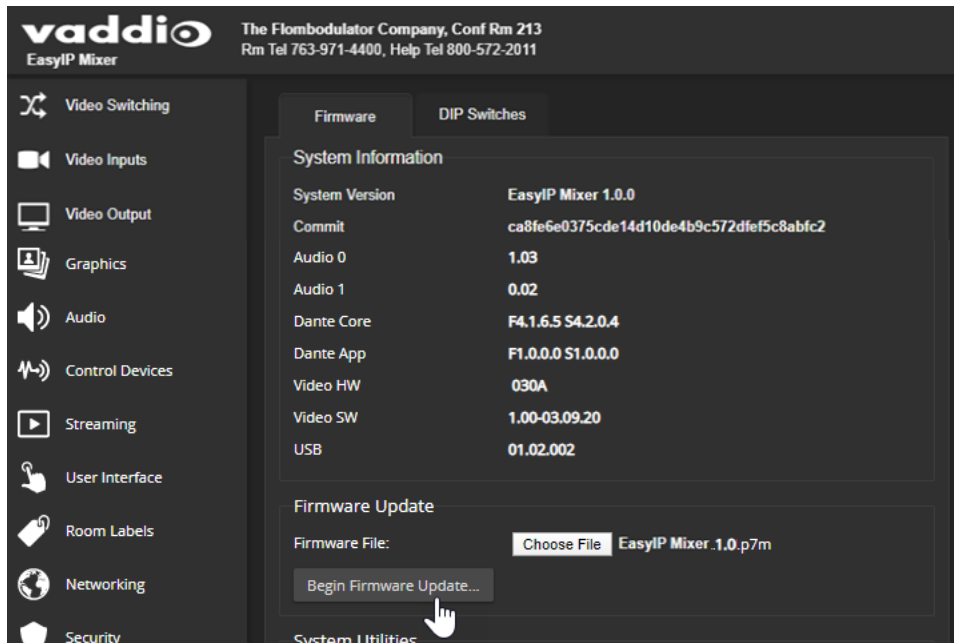
- Network access to the EasyIP Mixer.
- The web interface's admin password.
- The .p7m firmware file for the EasyIP Mixer – download this from <https://www.legrandav.com/>. It is available on the product page's Resources tab.

### Step-By-Step Process

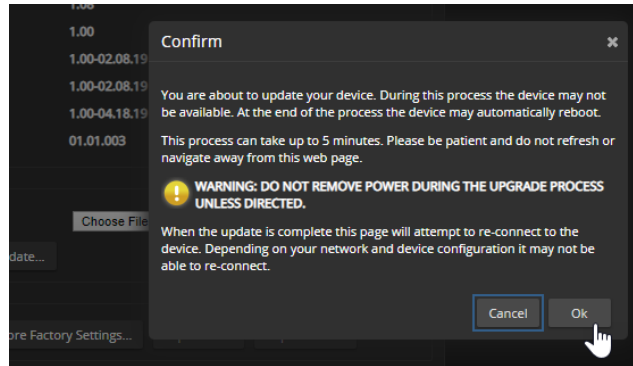
1. Enter the IP address for the EasyIP Mixer into the address bar of a web browser.
2. Log in as admin.



3. Navigate to the System page. Your device's System page may present different information than shown in the screen shot.
4. Select Choose File, then browse to the downloaded firmware and select it. The filename ends with .p7m.
5. Select Begin Firmware Update.



6. Read and understand the information in the Confirm dialog box. It's dull, but it could save you some time and aggravation.



7. Select OK. A progress message box opens. If the update process presents warnings or error messages, read them carefully.
8. The device reboots when the update is complete.

#### Caution

**The EasyIP Mixer must remain connected to power and to the network during the update. Interrupting the update could make the camera unusable.**

This update can take up to 5 minutes to complete; the pop-up message window will identify the progress of the update.

While you're waiting, you could try the following:

- Make up your own personality quiz.
- Google the author of the book you liked the best as a child.
- Think of better names for the months. (February? Really? Nobody can even say it right.)

After the update is complete, the System page will display the new firmware version under System Information. Enjoy that 'New Firmware Smell'!

**If the update procedure is interrupted for any reason the product may need to be returned to Vaddio for updating. If the update does not seem to run, DO NOT TURN OFF THE PRODUCT OR UNPLUG IT. CALL TECH SUPPORT IMMEDIATELY.**

**If you have any questions, call Vaddio Technical Support: (+1) 763-971-4428 or 1-800-572-2011**

Vaddio is a brand of Legrand AV Inc. · [www.legrandav.com](http://www.legrandav.com) · Phone 800.572.2011 / +1.763.971.4400 · Fax +1.763.971.4464  
Email – Europe, Middle East, Africa: [av.emea.vaddio.support@legrand.com](mailto:av.emea.vaddio.support@legrand.com) | All other regions: [av.vaddio.support@legrand.com](mailto:av.vaddio.support@legrand.com)

Visit us at [www.legrandav.com](http://www.legrandav.com) for firmware updates, specifications, drawings, manuals, and technical support information, and more.

Vaddio is a registered trademark of Legrand AV Inc. All other brand names or marks are used for identification purposes and are trademarks of their respective owners. All patents are protected under existing designations. Other patents pending.

©2020 Legrand AV Inc.  
A brand of  **legrand**