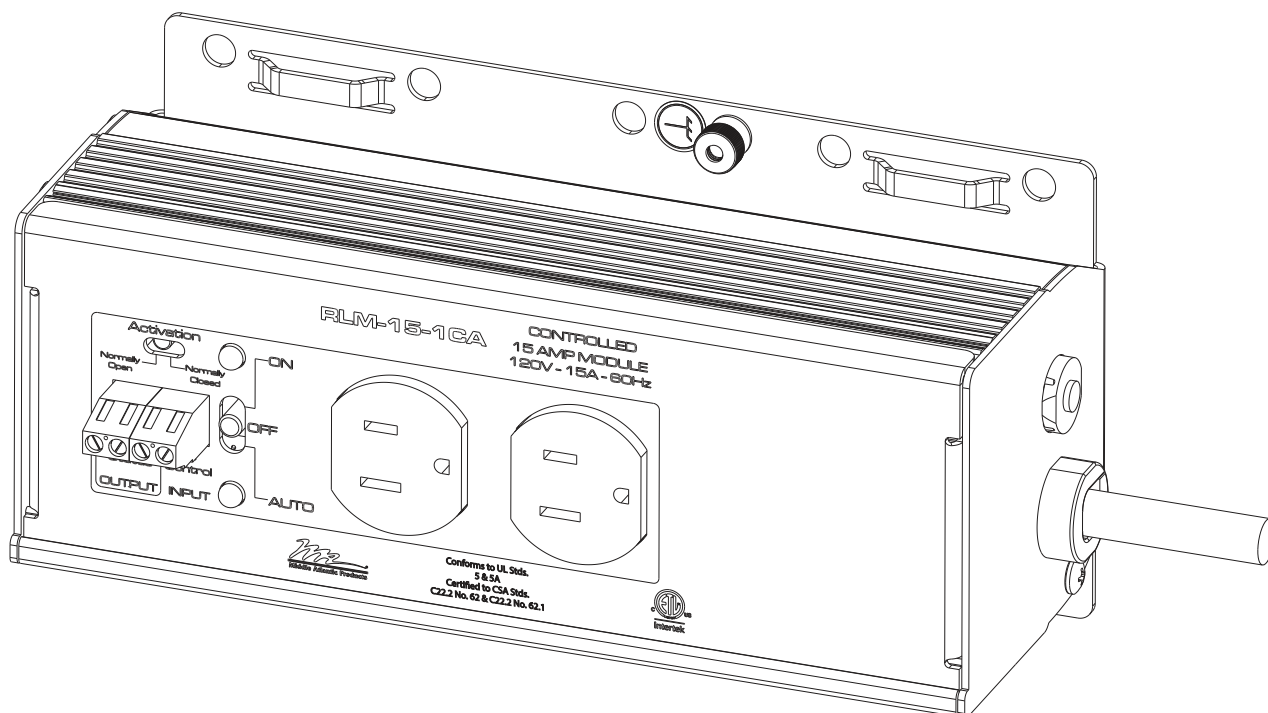


Instruction Sheet

RLM SERIES

Stand Alone Power Module



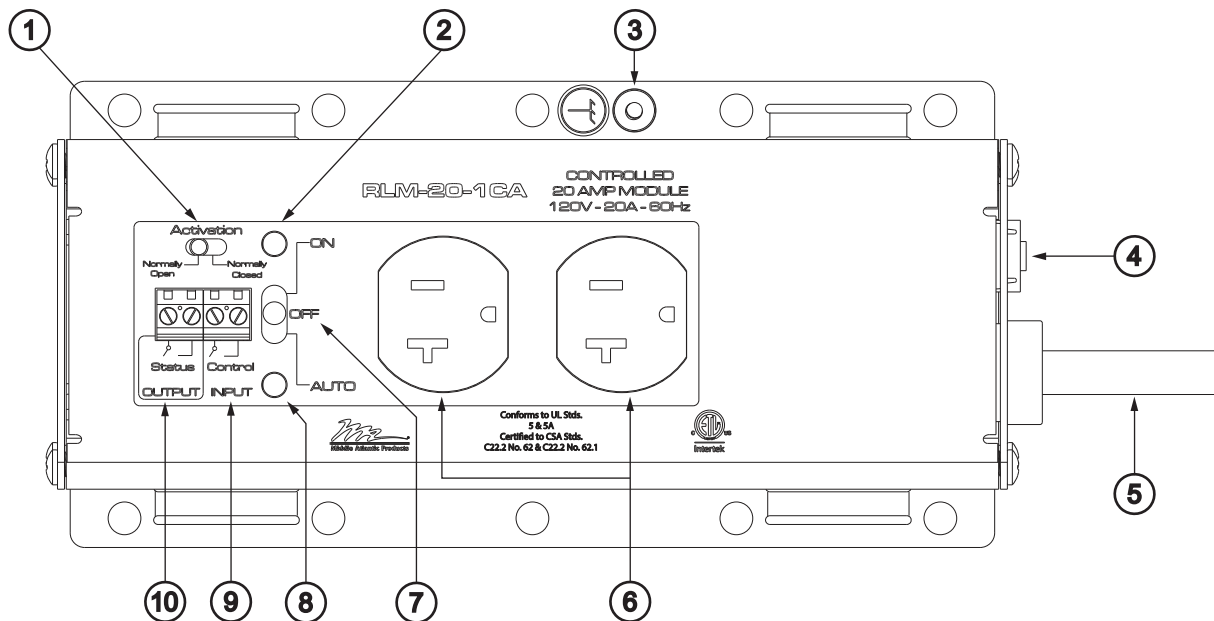
THANK YOU

Thank you for purchasing the MPR Series Stand Alone Power Module. Please read these instructions thoroughly before installing this product.

PRODUCT FEATURES

- Advanced stand-alone RLM modules can be controlled remotely via contact closure
- Local status LEDs and contact closure output for remote status indication
- Mounts in rack or on any flat surface
- Includes built-in cable management lacing points

FEATURES



(RLM-20-1CA SHOWN)

- ① **CONTACT CONTROL SELECTOR SWITCH:** Allows the customer to choose to control the module using either a 'normally open' or 'normally closed' dry contact. Factory default setting is 'normally open'.
- ② **GREEN STATUS LED:** This will illuminate whenever the power and status relays are energized.
- ③ **GROUNDING/BONDING STUD:** Stud used to ground/bond the module.
- ④ **CIRCUIT BREAKER:** 15 or 20 Amp circuit breaker.
- ⑤ **120V POWER CORD**
- ⑥ **DUPLEX RECEPTACLE:** All Modules contain one duplex receptacle.
RLM-15-1CA - 15 Amp (NEMA 5-15R) RLM-20-1CA - 20 Amp (NEMA 5-20R)
- ⑦ **CONTROL SWITCH:** Three position slide switch.

POSITION #1: AUTO - The receptacle will be energized when contact closure is supplied.
POSITION #2: OFF - The receptacle will not respond to any contact closure. The module cannot be energized in the OFF position.
POSITION #3: ON - The receptacle will be energized and contact closure will have no effect.
- ⑧ **YELLOW STATUS LED:** This will illuminate whenever the control switch is in the AUTO position. This is an indication that the internal power supply is functioning and that the module will respond to a contact closure.
- ⑨ **CONTROL TERMINALS:** These terminals activate the receptacle with a contact closure. The control power is provided by the modules internal 12V power supply.
- ⑩ **STATUS TERMINALS:** These terminals are connected to the modules isolated internal status relay contacts. These relay contacts are closed whenever the receptacle is on. These contacts will handle up to .5 amps and can be connected to indicators as required.

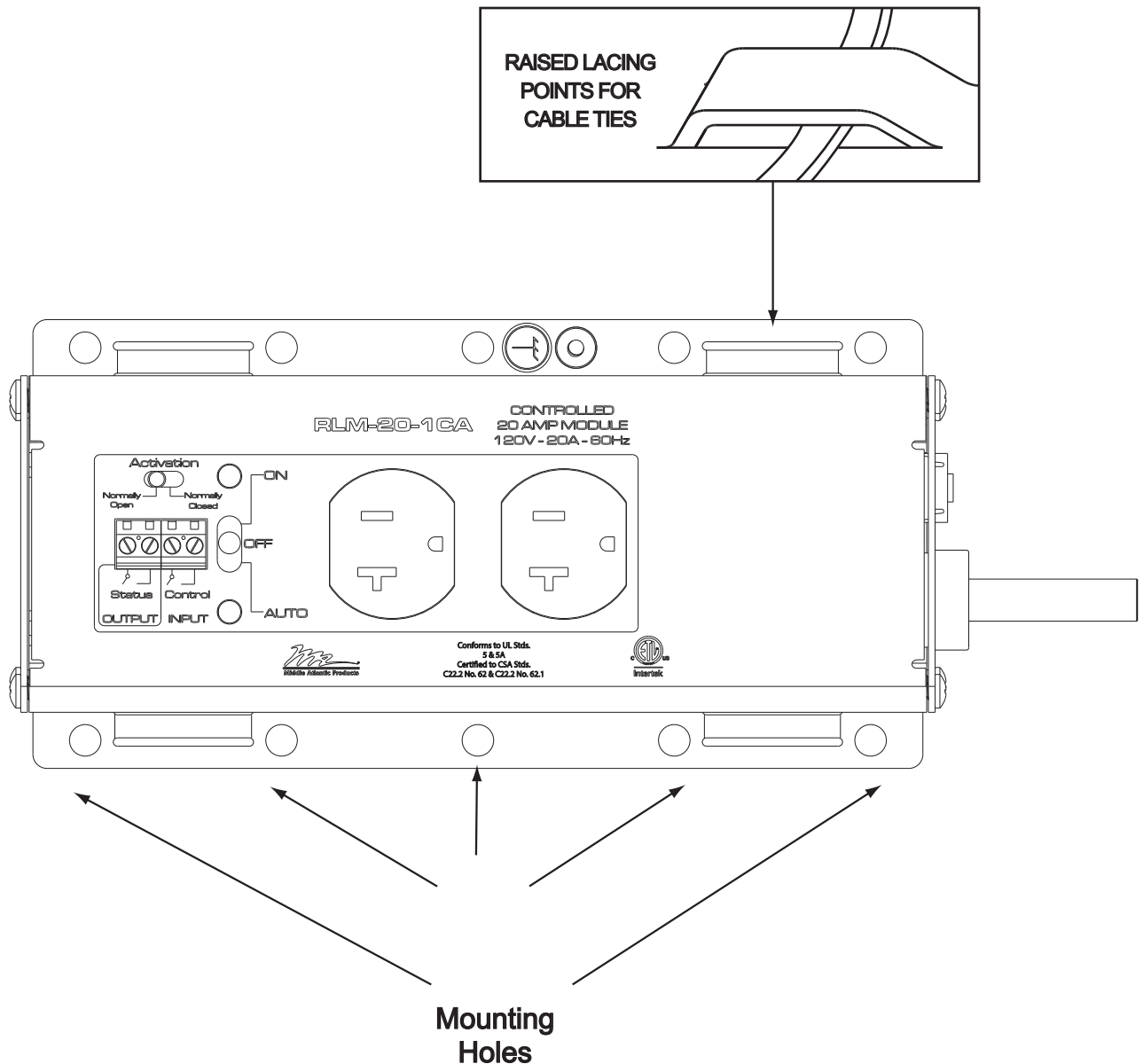
INSTALLATION



To reduce the risk of electrical shock, disconnect power before servicing.

To be used indoors in dry location only.

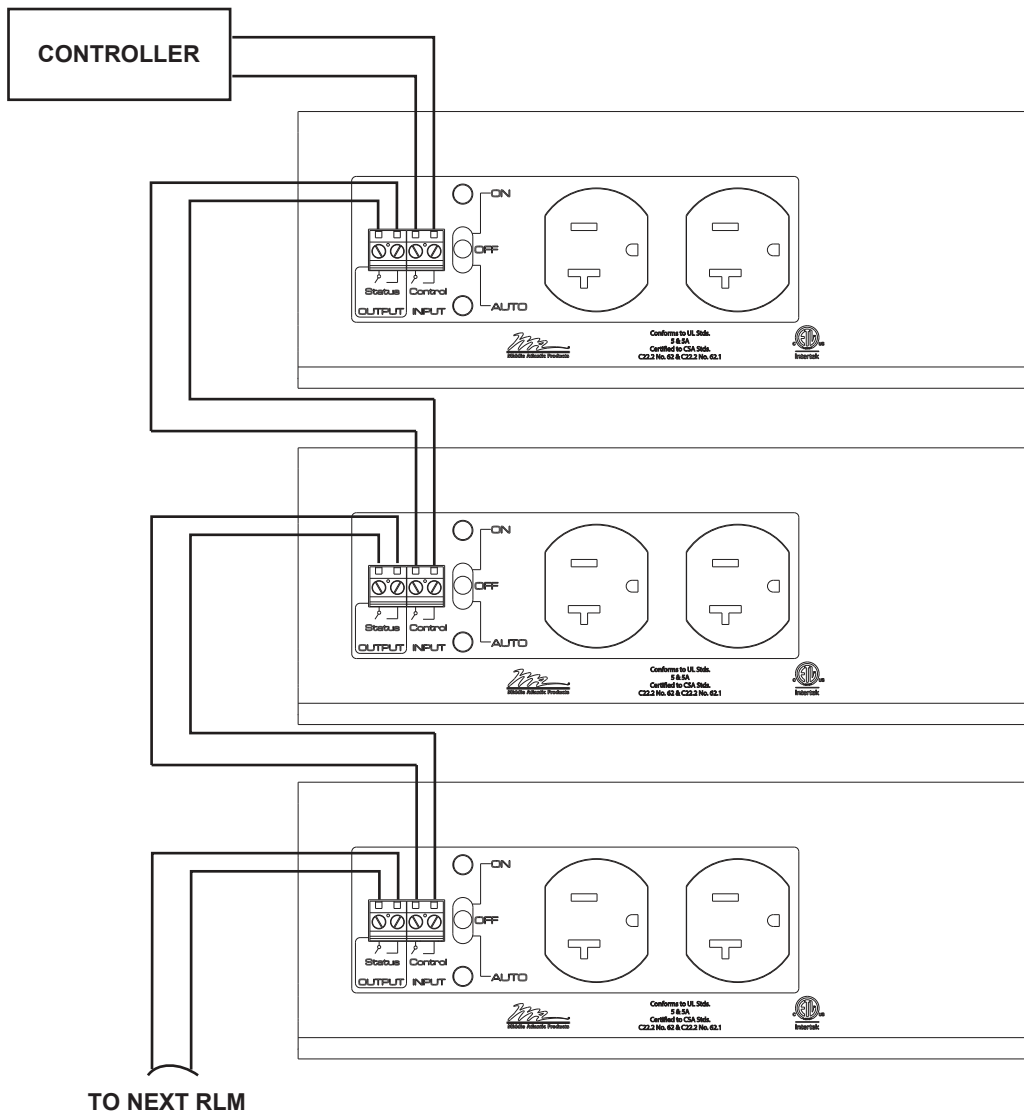
- 1) The modules can be mounted to rackrail brackets or any flat surface using the appropriate customer supplied hardware.
- 2) The mounting hole pattern on the mounting bracket allows the module to mount to any EIA compliant rackrail.



CONTROLLING MULTIPLE RLMs VIA A SINGLE CONTACT CLOSURE

- 1) Connect the status terminal block of the first module to the control terminal block of the second module. Connect additional modules using the status terminal block of the previous module.

DO NOT connect more than one RLM module to a dry contact. This may cause undesired operation.



WARRANTY

Middle Atlantic Products, Inc. (the "Company") warrants the MPR Series Stand Alone Power Module to be free from defects in material or workmanship under normal use and conditions for a period of (3) three years from date of shipment by the Company.

The Company's entire liability to the purchaser, and the purchaser's (or any other party's) sole and exclusive remedy, under this warranty shall be limited, at the Company's option, to either (a) return of and refund of the price paid for, or (b) repair or replacement at the Company's factory of the products purchased, or any part or parts thereof, which the Company has determined to be defective after inspection thereof at the Company's factory. This warranty does not cover damage due to acts of God, accident, misuse, abuse or negligence by parties other than the Company, or any modification or alteration of the products. In addition, this warranty does not cover damage due to improper handling, assembly, installation or maintenance.

THIS WARRANTY IS IN LIEU OF ALL OTHER WARRANTIES OF ANY KIND, EITHER EXPRESSED OR IMPLIED, INCLUDING, BUT NOT LIMITED TO, IMPLIED WARRANTIES OF MERCHANTABILITY AND FITNESS FOR A PARTICULAR PURPOSE.

TO THE MAXIMUM EXTENT PERMITTED BY APPLICABLE LAW, IN NO EVENT SHALL THE COMPANY BE LIABLE FOR ANY SPECIAL, INCIDENTAL, INDIRECT, OR CONSEQUENTIAL DAMAGES WHATSOEVER (INCLUDING, WITHOUT LIMITATION, DAMAGES FOR LOSS OF BUSINESS PROFITS, BUSINESS INTERRUPTION OR ANY OTHER PECUNIARY LOSS) ARISING OUT OF THE USE OF THE PRODUCTS PURCHASED, EVEN IF THE COMPANY HAS BEEN ADVISED OF THE POSSIBILITY OF SUCH DAMAGES. THE COMPANY'S LIABILITY TO THE PURCHASER (OR ANY OTHER PARTY) HEREUNDER, IF ANY, SHALL IN NO EVENT EXCEED THE PURCHASE PRICE OF THE PRODUCTS PAID TO THE COMPANY.

Corporate Headquarters

Corporate Voice 973-839-1011 - Fax 973-839-1976 / International Voice +1 973-839-8821 - Fax +1 973-839-4982
middleatlantic.com - info@middleatlantic.com

Middle Atlantic Canada

Voice 613-836-2501 - Fax 613-836-2690 / middleatlantic.ca - customerservicecanada@middleatlantic.ca

Factory Distribution

USA: NJ - CA - IL Canada: ON - BC