

C3 SERIES

Slim AV Credenza

10" deep wall mount credenza supports ADA-compliant installations of smaller AV systems, with optional integrated display mount system.

FEATURES

- Frame to Furniture™ design complements the ideal installation workflow
- Fully assembled Frame ships first, allowing for timely installation and integration of AV/IT equipment, with Wood Kit shipping separately to protect from damage during integration
- Low-profile wall mounted design supports ADA-compliant technology installations
- Available in 1, 2, 3 and 4 bay models in 24" (610 mm) and 32" (813 mm) heights
- Available in Moderno style
- Many standard, stocked High Pressure Laminate finishes available, and custom HPLs also optional
- Single and Dual Display Mounts co-developed with Chief use the Fusion™ Modular Extrusion and are compatible with many accessories for Vaddio camera mounting and more



3-Bay 32" C3 Slim Credenza
(shown with optional C3 Dual Display Mount C3-32-LD2U)



C3 SERIES

Slim AV Credenza

OPTIONS

- Large cover options dual Model# C3-xx-DCVR-BK and single Model# C3-xx-SCVR-BK
- 4 Rackspace Slide Out rack option shall be model # C3TECHKIT4-SO, have a weight capacity of 50 lbs. [22.7 kg] and a maximum useable depth of 25.75" [654 mm] (32" models), 18" [457 mm] (24" models) and include 50 CFM [23.6 L/s] thermostatically controlled DC fan kit and 7 outlet, 15 amp power strip with 10' power cord
- 4 Rackspace vertical stationary rack option shall be model# C3TECHKIT4-ST, have a weight capacity of 50 lbs [22.7 kg] and a maximum useable depth of 25.75" [654 mm] (32" models, 18" [457 mm] (24" models) and include 50 CFM [23.6 L/s] thermostatically controlled DC fan kit and 7 outlet 15 amp power strip with 10' [3 m] power cord.
- C3 Dual Display Mount option shall be model #C3-24-LD2U and C3-32-LD2U, have a weight capacity of 300 lbs. [136 kg.] and support displays with a VESA mounting pattern compatibility of 100 x 100 - 800 x 400. Includes paintable covers for vertical uprights. Compatible with 3 and 4 Bay 32"H C3 Credenza frames and woodkits.
- C3 Single Display Mount option shall be mode # C3-24-LD1U and C3-32-LD1U, have a weight capacity of 150 lbs. [68.0 kg] and support displays with a VESA mounting pattern compatibility of 100 x 100 - 800 x 400. Includes paintable covers for vertical uprights. Compatible with 1, 2, 3 and 4 Bay 24" & 32"H C3 Credenza frames and wood kits.
- Shelf kit shall include 2 qty 3/4" [19 mm] thick shelves finished in black melamine. Shelves mount in 2-1/2" [63.5 mm] increments.
- 50CFM thermostatically controlled DC fan kit shall be powered on at 87°F [30.5°C] and turn off at 85°F [29.4°C], model #C3-FANKIT

SPECIFICATIONS

C3 Series Credenza woodkit shall be Middle Atlantic Products model # C3K_D_____ (refer to chart). C3 Series Credenza woodkit shall be compatible with a separate C3 Series Credenza steel frame, model # C3-FF____ (refer to chart). C3 Series Credenza steel frame ships in advance of the woodkit. C3 Series Credenza woodkit and steel frame shall be available in 1, 2, 3 or 4 bay configurations. Overall dimensions of C3 Series Credenza shall be ____" H x ____W" x 10" D (refer to chart). C3 Series Credenza steel frame shall be finished in a durable black powder coat. C3 Series Credenza steel frame total weight capacity shall be 60 lbs. [27.2kg]. per bay with 50 lbs. [22.7 kg] mounted inside, 10 lbs. [4.5 kg] on top. C3 Series Credenza steel frame shall be wall mounted with a minimum 1" [25 mm] distance from the floor. C3 Series Credenza woodkit shall be available in Moderno style. Front doors shall be solid and provide sufficient gaps for ample air exhaust. C3 Series Credenza steel frame shall include qty ____ (refer to chart) Lever Lock™ plates, model # LL-VP2110 for small device mounting. Front doors shall include magnetic catch and keylock options on configurable C3 Series Credenza woodkits, and as standard on preconfigured C3 Series Credenza woodkits. C3 Series Credenza woodkit shall come standard with a color-coordinated steel panel with laser knockouts, model # C3-HPNL-____-____ (refer to chart). Laser knockouts shall accommodate C3 Series Credenza Display Mounts uprights to allow for attachment to C3 Series Credenza steel frame, model # C3-____-LD_U (refer to chart). C3 Series Credenza wood kit top, bottom and sides of surround cabinet shall be constructed of 1" thick triple refined MDF or Particle Board, doors shall be constructed of 3/4" thick triple refined MDF or particle board. C3 Series Credenza steel frame shall have 4 rackspace stationary (model # C3TECHKIT4-ST) and slide out (model # C3TECHKIT4-SO) rack options, both of which include (1) 7 outlet, 15 Amp power strip with 10' [3 m] power cord, 50 CFM [23.6 L/s] DC thermostatically controlled exhaust fan kit powered on at 87°F [30.5°C] and turn off at 85°F [29.4°C] maximum one per bay and have a weight capacity of 50 lbs. [22.7 kg] C3 Series Credenza shall be GREENGUARD Gold Certified. C3 Series Credenza shall be RoHS 3 compliant. Credenza shall be manufactured by an ISO 9001 and ISO 14001 registered company. Credenza frame shall be warrantied to be free from defects in material or workmanship under normal use and conditions for 25 years, fans shall be warrantied for a period of three years and wood panels shall be warrantied for a period of 7 years.

Customizable specification clips available at legrandav.com



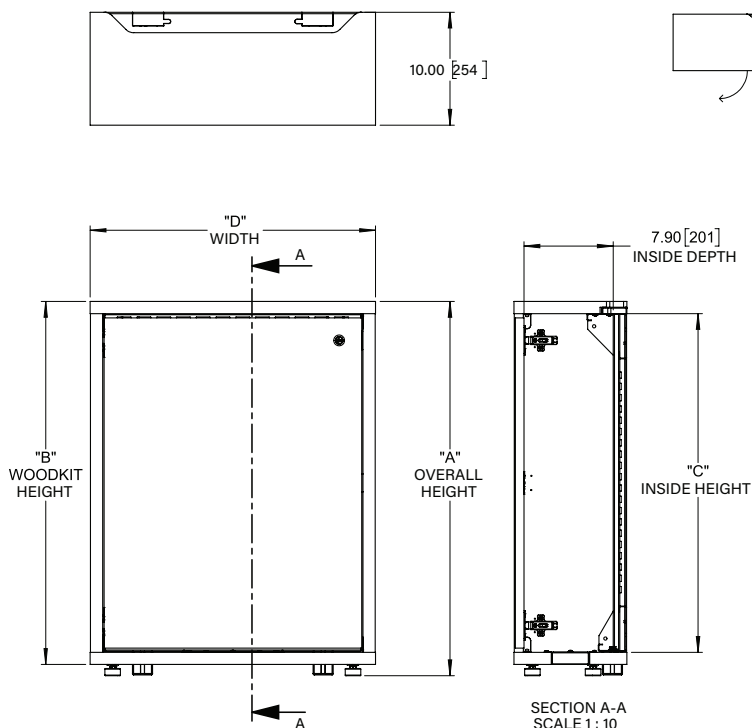
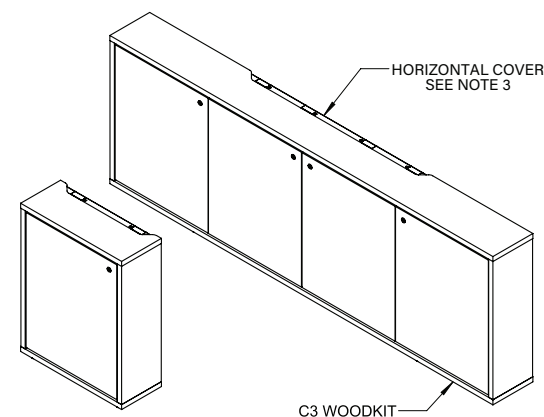
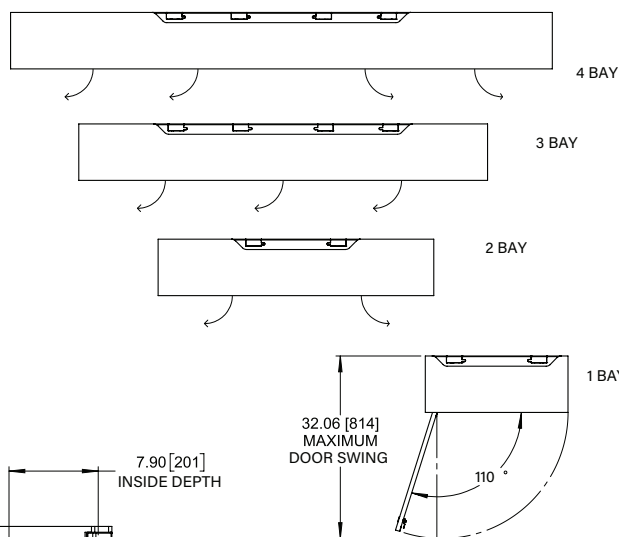
C3 SERIES

BASIC DIMENSIONS

NOTE(S):

1. ALL DIMENSIONS SHOWN IN FORMAT:
INCHES [MILLIMETERS]
2. RATED WEIGHT CAPACITY AS FOLLOWS:
ALL MODELS RATED PER BAY, MAX. 10LBS/4KG ON
TOP, 50LBS/22KG INSIDE
3. HORIZONTAL COVER PROVIDED IN 2 LENGTHS:
1 AND 2 BAY 22.56[573] - 2 LASER KNOCKOUTS
3 AND 4 BAY 45.56[1157] - 4 LASER KNOCKOUTS
4. TABLE 1 SHOWS CONFIGURED PART NUMBERS
USING THE FOLLOWING VARIABLES :
xx = SUFFIX FOR HPL COLOR ON CABINET;
yy = SUFFIX FOR HPL COLOR ON DOORS;
zz = SUFFIX FOR TOP AND LOCK COLORS;
PLEASE REFER TO WEBSITE FOR ALL COLORS AND SIZES
5. TO ORDER, FULL PART NUMBER MUST BE GENERATED
AT WWW.LEGRANDAV.COM.

C3 DOOR SWING:



SECTION A-A
SCALE 1 : 10

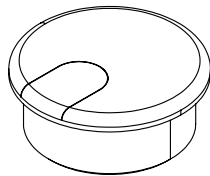
PART NUMBER	"A" OVERALL HEIGHT	"B" WOODKIT HEIGHT	"C" INSIDE HEIGHT	"D" WIDTH	NUMBER OF BAYS	RATED WEIGHT CAPACITY*
C3K1D1MHxxyzz	33.08[840]	32.16[816]	30.00[762]	25.28[642]	1	60LBS/27KG
C3K2D1MHxxyzz	33.08[840]	32.16[816]	30.00[762]	48.85[1241]	2	120LBS/54KG
C3K3D1MHxxyzz	33.08[840]	32.16[816]	30.00[762]	72.41[1839]	3	180LBS/81KG
C3K4D1MHxxyzz	33.08[840]	32.16[816]	30.00[762]	95.98[2438]	4	240LBS/109KG
C3K1D2MHxxyzz	25.08[637]	24.16[613]	22.00[558]	25.28[642]	1	60LBS/27KG
C3K2D2MHxxyzz	25.08[637]	24.16[613]	22.00[558]	48.85[1241]	2	120LBS/54KG
C3K3D2MHxxyzz	25.08[637]	24.16[613]	22.00[558]	72.41[1839]	3	180LBS/81KG
C3K4D2MHxxyzz	25.08[637]	24.16[613]	22.00[558]	95.98[2438]	4	240LBS/109KG

TABLE 1
(SEE NOTE 4)

C3 SERIES

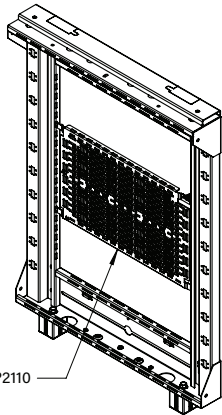
BASIC DIMENSIONS

- NOTE(S):
 1. ALL DIMENSIONS SHOWN IN FORMAT:
 INCHES [MILLIMETERS]
 2. QTY. OF 2 GROMMETS INCLUDED WITH ALL
 WOOD KITS, LOCATIONS TO BE DETERMINED
 BY (IF NEEDED) AND DRILLED BY INSTALLER

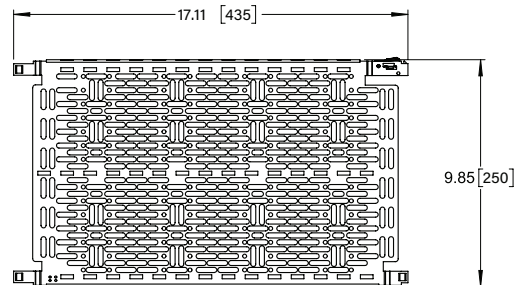
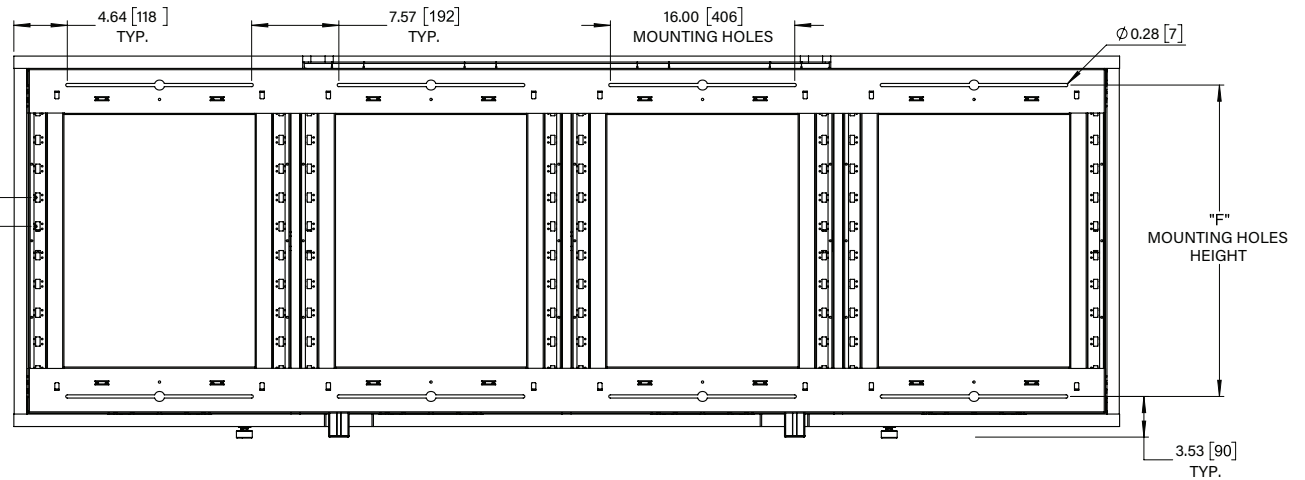
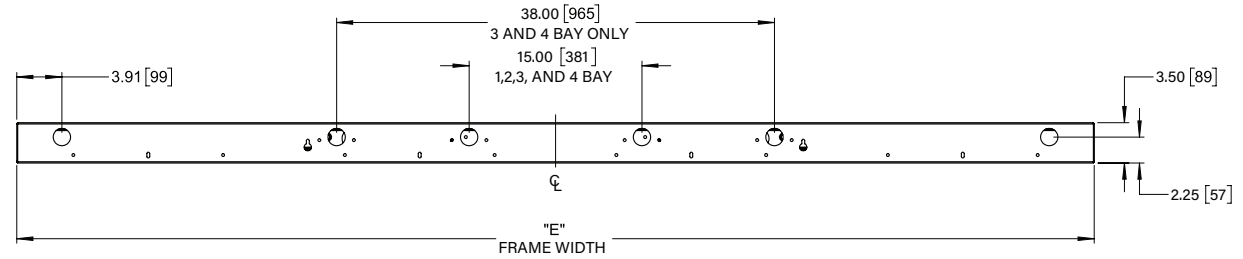


1 1/2" GROMMET
SCALE 1:1

2.50 [64]
 OPTION MOUNTING INCREMENTS
 32" HEIGHT - 10 MOUNTING LOCATIONS



LL-VP2110



MAP P/N - LL-VP2110
 FRONT VIEW
 SCALE 1/10

FRAME PART NUMBER	NUMBER OF BAYS	"E" FRAME WIDTH	"F" MOUNTING HOLES HEIGHT	NUMBER OF LL-VP2110
C3-FF24-1	1	22.82[579]	19.03[483]	1
C3-FF24-2	2	46.38[1178]	19.03[483]	1
C3-FF24-3	3	69.95[1776]	19.03[483]	2
C3-FF24-4	4	93.51[2375]	19.03[483]	2
C3-FF32-1	1	22.82[579]	27.03[687]	1
C3-FF32-2	2	46.38[1178]	27.03[687]	1
C3-FF32-3	3	69.95[1776]	27.03[687]	2
C3-FF32-4	4	93.51[2375]	27.03[687]	2

C3 SERIES

BASIC DIMENSIONS

NOTE(S):

1. ALL DIMENSIONS SHOWN IN FORMAT:
INCHES [MILLIMETERS]

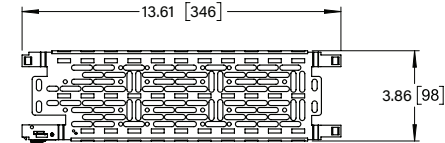
2. C3TECHKIT4-SO / C3TECHKIT4-SO-UNP CONTENTS:

- SLIDE-OUT RACK
- 4" LEVER LOCK PLATE
- LEVER LOCK ADAPTER
- FAN KIT
- FAN SPECS:
 - 24 dBA PER ASSEMBLY
 - 50 CFM [1.42 m³/MIN] PER ASSEMBLY
 - TURN ON: 87F [30.5C]
 - TURN OFF: 85F [29.4C]
- POWER STRIP (C3TECHKIT4-SO ONLY):
 - PD-715SC-NS
 - 7 OUTLETS
 - 15A
 - 10FT CORD

3. C3TECHKIT4-ST / C3TECHKIT4-ST-UNP CONTENTS:

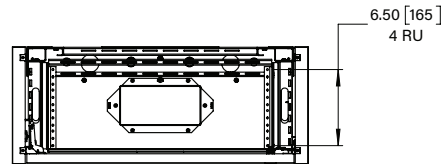
- 2X STATIONARY RACK ADAPTER
- 4" LEVER LOCK PLATE
- LEVER LOCK ADAPTER
- FAN KIT
- FAN SPECS:
 - 24 dBA PER ASSEMBLY
 - 50 CFM [1.42 m³/MIN] PER ASSEMBLY
 - TURN ON: 87F [30.5C]
 - TURN OFF: 85F [29.4C]
- POWER STRIP (C3TECHKIT4-ST ONLY):
 - PD-715SC-NS
 - 7 OUTLETS
 - 15A
 - 10FT CORD

PART NUMBER	POWER STRIP INLCUDED
C3TECHKIT4-SO	YES
C3TECHKIT4-SO-UNP	NO
C3TECHKIT4-ST	YES
C3TECHKIT4-ST-UNP	NO



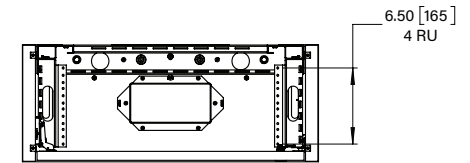
4" LEVER LOCK PLATE
FRONT VIEW
SCALE 1/5

C3TECHKIT4-SO
C3TECHKIT4-SO-UNP

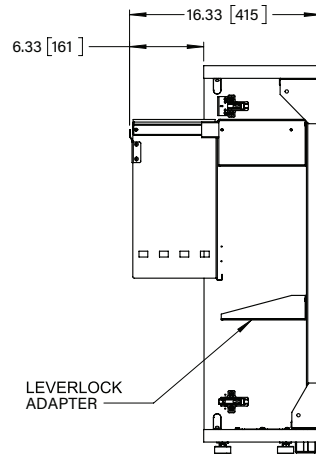


TOP VIEW
WOOD TOP HIDDEN FOR CLARITY

C3TECHKIT4-ST
C3TECHKIT4-ST-UNP

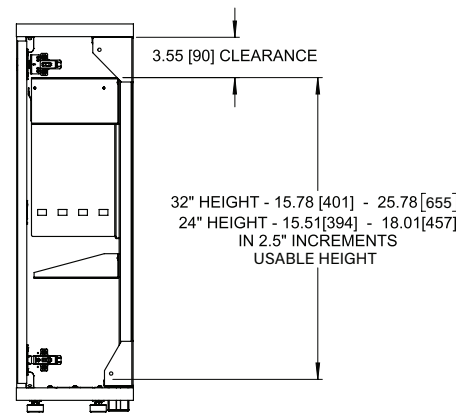


TOP VIEW
WOOD TOP HIDDEN FOR CLARITY

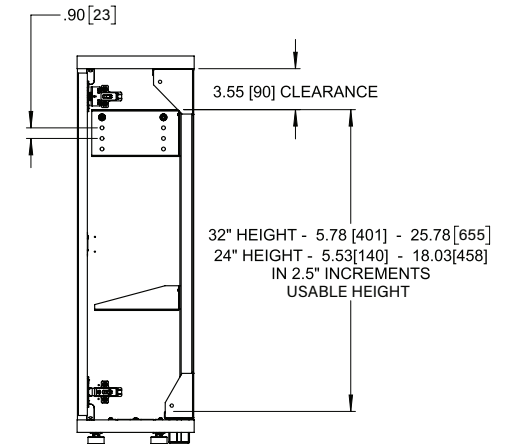


LEVERLOCK
ADAPTER

SIDE VIEW
WOOD SIDE HIDDEN FOR CLARITY



32" HEIGHT - 15.78 [401] - 25.78 [655]
24" HEIGHT - 15.51 [394] - 18.01 [457]
IN 2.5" INCREMENTS
USABLE HEIGHT



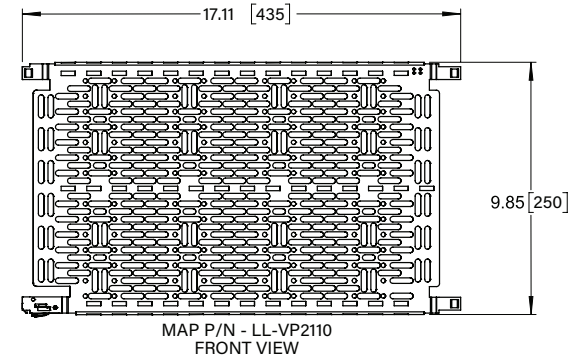
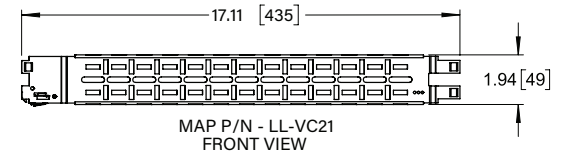
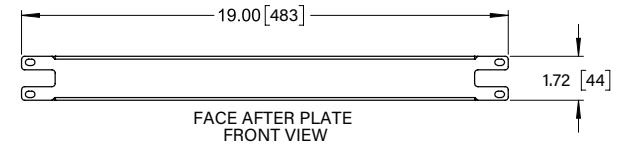
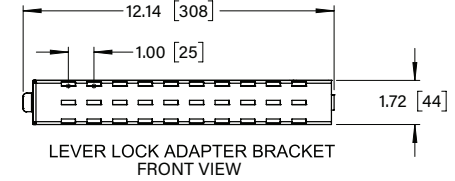
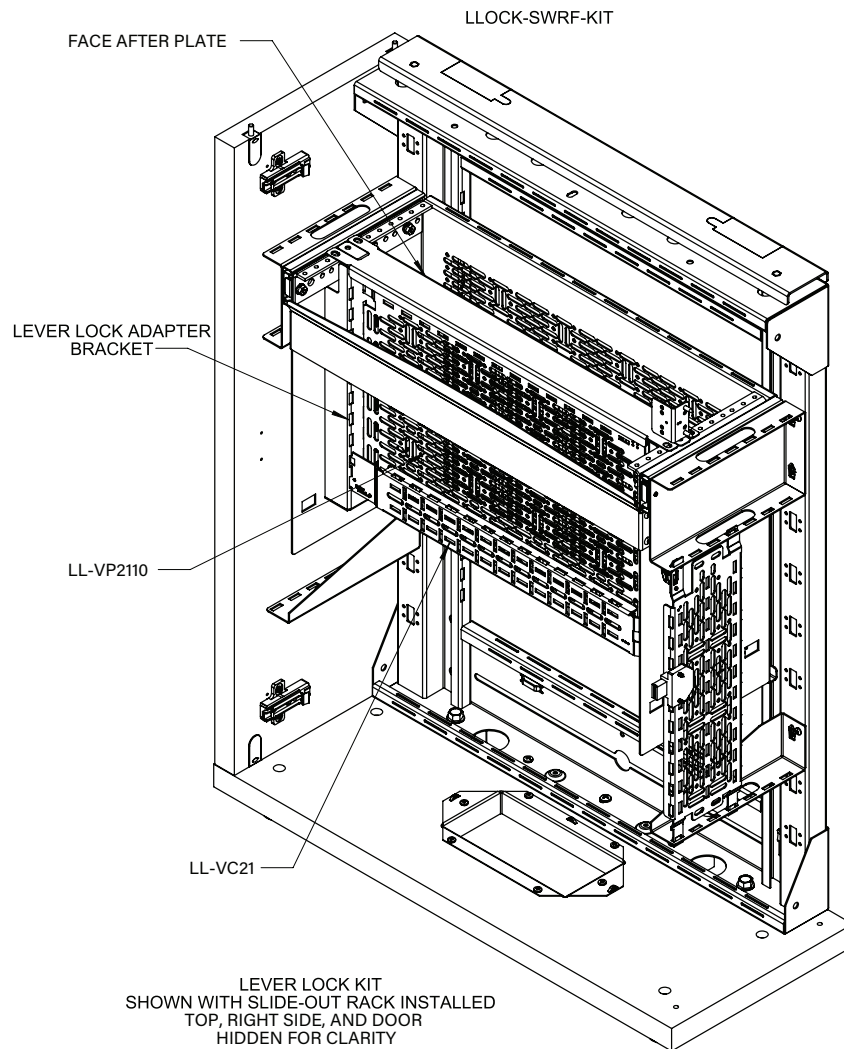
SIDE VIEW

C3 SERIES

BASIC DIMENSIONS

NOTE(S):

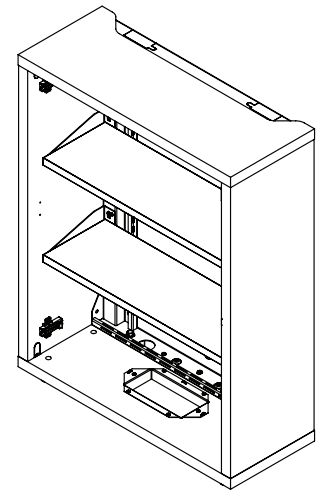
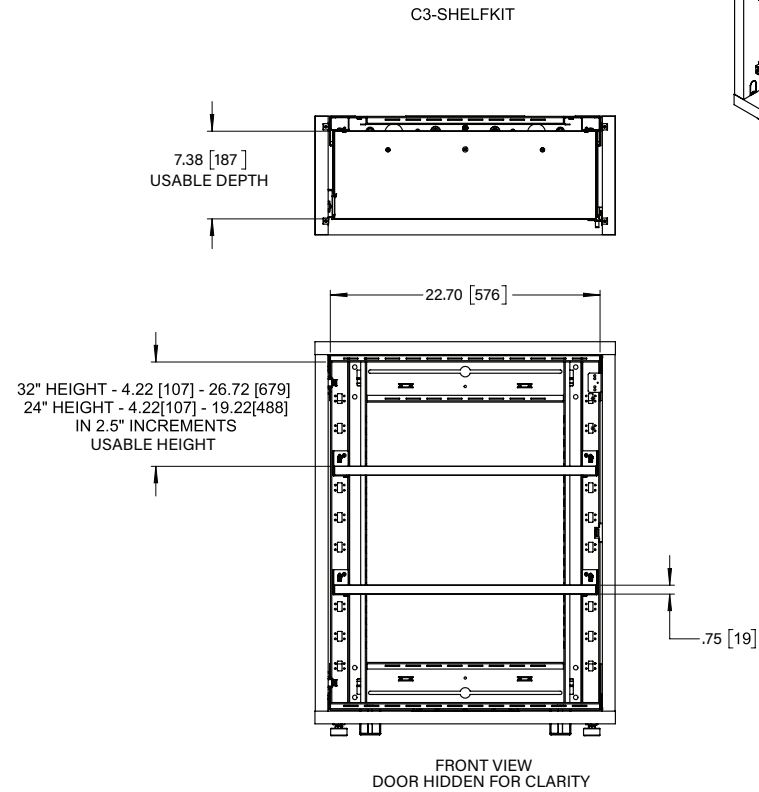
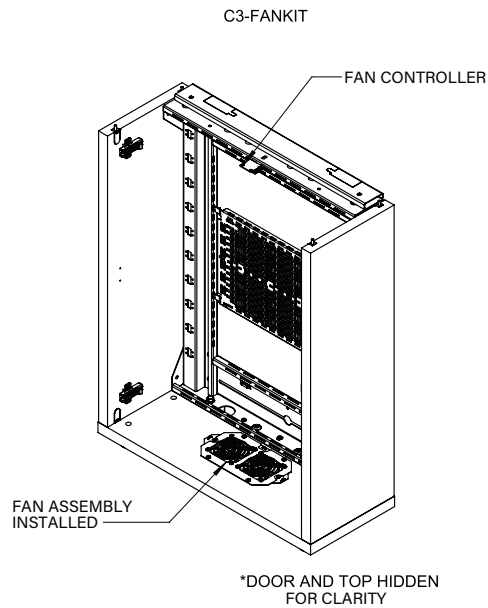
1. ALL DIMENSIONS SHOWN IN FORMAT:
INCHES [MILLIMETERS]
2. LLOCK-SWRF-KIT REQUIRES USE OF THE C3TECHKIT4-SO OPTION
3. LLOCK-SWRF-KIT SHOWN, CONTENTS:
- 2X LL-VC21 - 21" VERTICAL CHANNEL LACE
- LL-VP2110 - 21"H, 10"D, VERTICAL ACCESS MOUNTING PLATE
- 1U FACE AFTER PLATE
- LEVER LOCK ADAPTER BRACKET



C3 SERIES

BASIC DIMENSIONS

NOTE(S):
1. ALL DIMENSIONS SHOWN IN FORMAT:
INCHES [MILLIMETERS]
2. FAN SPECS:
- 24 dBA PER ASSEMBLY
- 50 CFM [1.42 m³/MIN] PER ASSEMBLY
- TURN ON: 87F [30.5C]
- TURN OFF: 85F [29.4C]

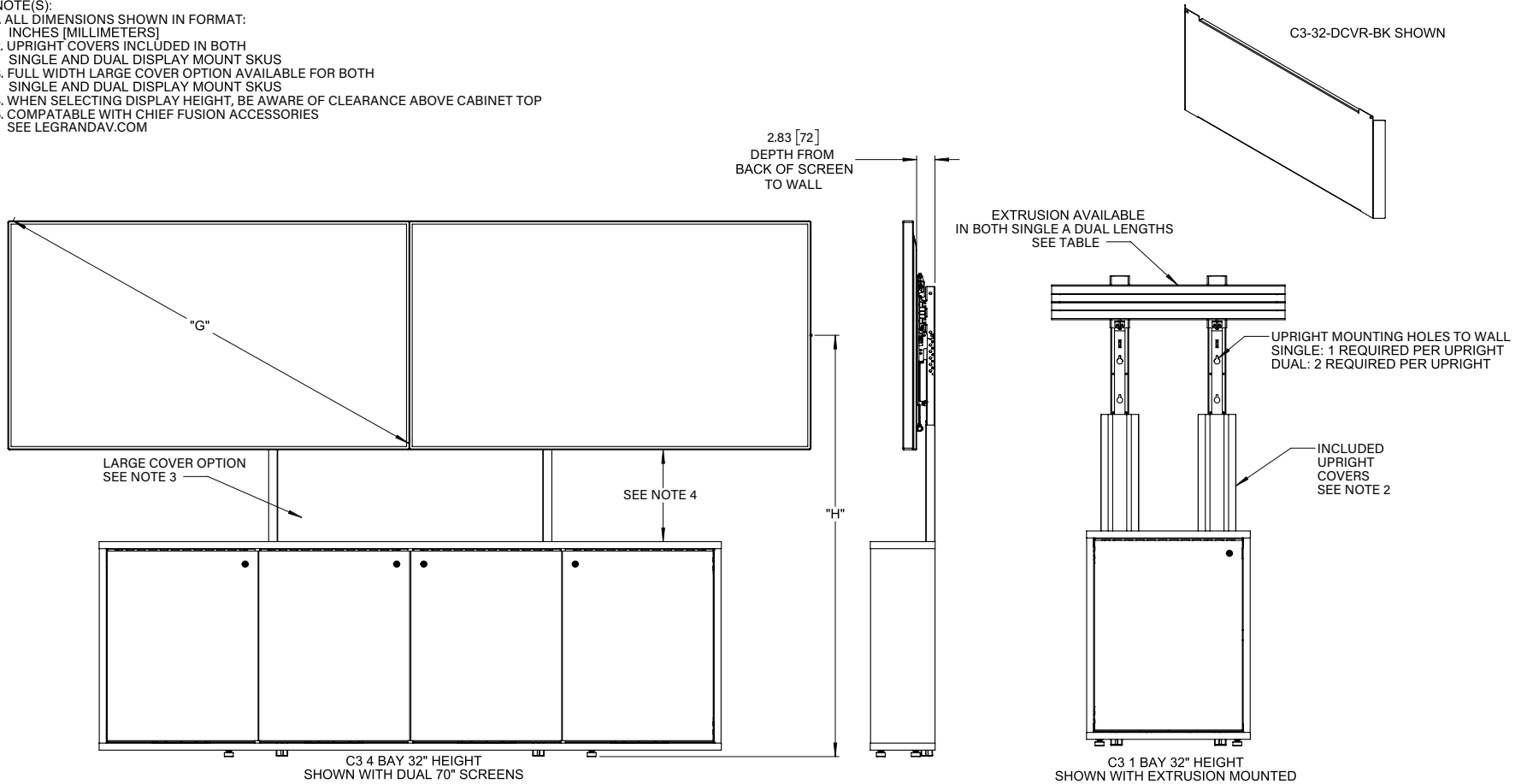


C3 SERIES

BASIC DIMENSIONS

NOTE(S):

1. ALL DIMENSIONS SHOWN IN FORMAT:
INCHES [MILLIMETERS]
2. UPRIGHT COVERS INCLUDED IN BOTH
SINGLE AND DUAL DISPLAY MOUNT SKUS
3. FULL WIDTH LARGE COVER OPTION AVAILABLE FOR BOTH
SINGLE AND DUAL DISPLAY MOUNT SKUS
4. WHEN SELECTING DISPLAY HEIGHT, BE AWARE OF CLEARANCE ABOVE CABINET TOP
5. COMPATIBLE WITH CHIEF FUSION ACCESSORIES
SEE LEGRANDAV.COM

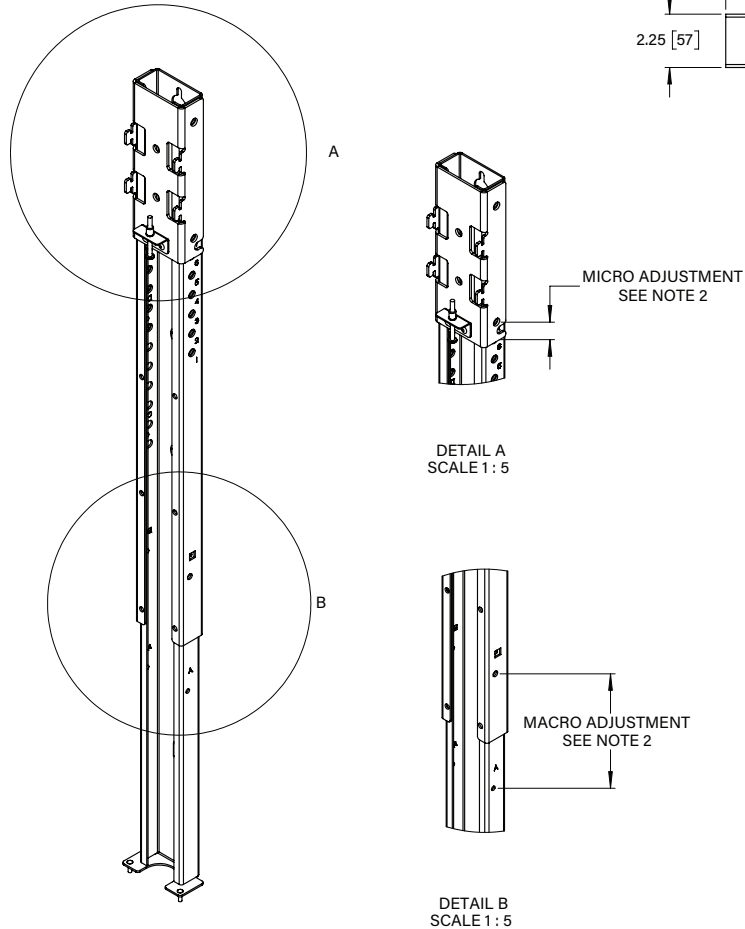


DISPLAY MOUNT OPTION PART NUMBER	LARGE COVER OPTION PART NUMBER	EXTRUSION LENGTH	NUMBER OF DISPLAYS	VESA SIZE RANGE [MM]	"G" DISPLAY SIZE	"H" MIDDLE OF DISPLAY HEIGHT	RATED WEIGHT CAPACITY
C3-xx-LD1U	C3-xx-SCVR-BK	36.00 [914]	1	100X100 - 800X400	40[1016] - 98[2489]	51[1295] - 75[1905]	150 LBS/68 KG
C3-xx-LD2U	C3-xx-DCVR-BK	96.00 [2438]	2	100X100 - 800X400	50[1270] - 70[1778]	51[1295] - 75[1905]	300 LBS/136KG

XX = 24 OR 32 FOR DIFFERENT HEIGHT WOODKITS

C3 SERIES

BASIC DIMENSIONS



		MACRO ADJUSTMENT POSITIONS			
		A	B	C	D
MICRO ADJUSTMENT POSITIONS	1	51[1295]	57[1447]	63[1600]	69[1752]
	2	52[1320]	58[1473]	64[1625]	70[1778]
	3	53[1346]	59[1498]	65[1651]	71[1803]
	4	54[1371]	60[1524]	66[1676]	72[1828]
	5	55[1397]	61[1549]	67[1701]	73[1854]
	6	56[1422]	62[1574]	68[1727]	74[1879]
	7	57[1447]	63[1600]	69[1752]	75[1905]

NOTE(S):
 1. ALL DIMENSIONS SHOWN IN FORMAT:
 INCHES [MILLIMETERS]
 2. DISPLAY UPRIGHTS HAVE 2 ADJUSTMENTS: MACRO AND MICRO
 MACRO ADJUSTMENT: 4 POSITIONS (A,B,C,D) CHOSEN BEFORE UPRIGHTS MOUNTED
 TO FRAME, 6[152] INCREMENT RANGES
 MICRO ADJUSTMENT: 7 POSITIONS (1,2,3,4,5,6,7) CAN BE ADJUSTED AFTER UPRIGHTS
 MOUNTED TO FRAME, 1[25] INCREMENTS WITHIN MACRO RANGES
 SEE TABLE FOR MIDDLE OF DISPLAY HEIGHT AT EACH POSITION

LEGRAND | AV COMMERCIAL BRANDS

C2G | Chief | Da-Lite | Luxul | Middle Atlantic | Vaddio | Wiremold

WHAT GREAT SYSTEMS ARE BUILT ON™ | legrandav.com

USA 800.266.7225 av.middleatlantic.support@legrand.com CANADA 888.766.9770 av.middleatlantic.support@legrand.com

©2025 Legrand AV Inc. 120-00022 Rev D 3/25 Middle Atlantic is a registered trademark of Legrand AV Inc. All other brand names or marks are used for identification purposes and are trademarks of their respective owners. All patents are protected under existing designations. Other patents pending.