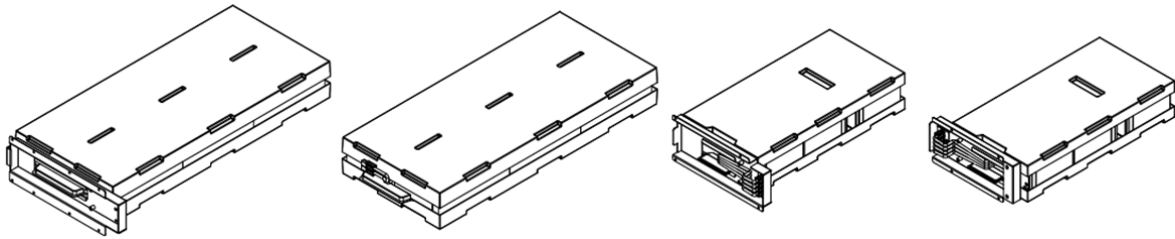


USER MANUAL
ONLINE UPS AND EBPR SERIES
REPLACEMENT BATTERIES
UPS-OLRPB-1 | UPS-OLRPB-2 | UPS-OLRPB-3 | UPS-OLRPB-4



THANK YOU

Thank you for purchasing a replacement battery for your Online UPS series product. Please read this manual thoroughly before installing this product.

PRODUCT FEATURES

- Replace batteries in your Online UPS or Online Expansion Battery Pack.
- Contact technical support at 1-800-266-7225 for more information about Middle Atlantic Product's Battery Replacement Program.



Middle Atlantic Products

June, 2016

I-00793 Rev 2

IMPORTANT SAFETY INSTRUCTIONS

Replacement Battery Compatibility Table

The following table shows UPS-OLRBP 1 – 4 in the last 4 column headings. An X is marked on a specific row indicating the replacement battery's compatibility with a particular Online UPS (UPS-OLxxxxR) or Online Expansion Battery Pack (UPS-OLEBPR) model.

MAP UPS or EBPR Part Number	Description	Compatible Expansion Battery Packs	UPS-OLRBP-1	UPS-OLRBP-2	UPS-OLRBP-3	UPS-OLRBP-4
UPS-OL1500R	1500VA UPS	UPS-OLEBPR-2			X	
UPS-OL2200R	2200VA UPS	UPS-OLEBPR-1	X			
UPS-OL3000R	3000VA UPS	UPS-OLEBPR-1	X			
UPS-OLEBPR-1	2200/3000VA UPS Expansion Battery	NA		X (2 each)		
UPS-OLEBPR-2	1500VA UPS Expansion Battery	NA			X (Left)	X (Right)

Replacement Battery Specifications

Model	Specifications
UPS-OLRBP-1	12V, 9AH, 35.3 lbs. (16KG)
UPS-OLRBP-2	
UPS-OLRBP-3	12V, 9AH, 17.6 lbs. (8KG)
UPS-OLRBP-4	



CAUTION: Risk of explosion if battery is replaced by an incorrect type. See the following tables for more information.



CAUTION: Risk of Energy Hazard, 36 – 72 V, maximum 9 Ampere-hour batteries. Before replacing batteries, remove conductive jewelry such as chains, wrist watches, and rings. High energy through conductive materials could cause severe burns.

CONSIGNES DE SÉCURITÉ IMPORTANTES

Remplacement Table Compatibilité Batterie

Le tableau suivant montre UPS- OLRBP 1-4 dans les 4 dernières têtes de colonne. Un X est marqué sur une ligne spécifique indiquant la compatibilité de la batterie de remplacement avec une ligne UPS particulière (UPS- OLxxxxR) ou d'extension en ligne Battery Pack (UPS- OLEBPR) modèle.

MAP UPS ou EBPR Référence	La description	Packs de batteries d'extension Compatible	UPS-OLRBP-1	UPS-OLRBP-2	UPS-OLRBP-3	UPS-OLRBP-4
UPS-OL1500R	1500VA UPS	UPS-OLEBPR-2			X	
UPS-OL2200R	2200VA UPS	UPS-OLEBPR-1	X			
UPS-OL3000R	3000VA UPS	UPS-OLEBPR-1	X			
UPS-OLEBPR-1	2200/3000VA UPS Batterie d'extension	NA		X (2 each)		
UPS-OLEBPR-2	1500VA UPS Batterie d'extension	NA			X (Left)	X (Right)

Caractéristiques de la batterie de remplacement

Modèle	Caractéristiques
UPS-OLRBP-1	12V, 9AH, 35.3 lbs. (16KG)
UPS-OLRBP-2	
UPS-OLRBP-3	12V, 9AH, 17.6 lbs. (8KG)
UPS-OLRBP-4	



CAUTION: Risque d'explosion si la batterie de remplacement par un type incorrect. Voir les tableaux ci-dessous pour plus d'informations.



CAUTION: Risque de l'énergie danger, 36 - 72 V , 9 maximale batteries ampère-heure. Avant de remplacer les piles, retirer les bijoux conducteur tels que des chaînes , montres-bracelets, et bagues. Haute énergie grâce à des matériaux conducteurs peut provoquer des brûlures graves.

ONLINE UPS BATTERY REPLACEMENT

Safety Precautions

CAUTION! Make sure everything is turned off and AC power is disconnected completely before conducting any maintenance, battery replacement, repairs, or shipment.

CAUTION! Only use replacement batteries which are certified by Middle Atlantic Products. Use of incorrect battery type is an electrical hazard that could lead to explosion, fire, electric shock, or short circuit.

CAUTION! Batteries contain an electrical charge that can cause severe burns. Before servicing batteries, please remove any conductive materials such as jewelry, chains, wrist watches, and rings.

CAUTION! Do not open or mutilate the batteries. Electrolyte fluid is harmful to the skin/eyes and may be toxic.

CAUTION! To avoid electric shock, turn off and unplug the UPS from the wall receptacle before servicing the battery.

CAUTION! Only use tools with insulated handles. Do not lay tools or metal parts on top of the UPS or battery terminals.

Précautions de Sécurité

ATTENTION! Assurez-vous que tout est éteint et alimentation secteur est débranchée complètement avant de procéder à tout entretien, le remplacement de la batterie, réparations, ou l'expédition.

ATTENTION! Utilisez uniquement des batteries de remplacement qui sont certifiés par Middle Atlantic Products. L'utilisation de batterie de type incorrect est un danger électrique qui pourrait provoquer une explosion, un incendie, un choc électrique ou un court-circuit.

ATTENTION! Les piles contiennent une charge électrique qui peut causer de graves brûlures. Avant batteries desservant, s'il vous plaît supprimer tous les matériaux conducteurs comme des bijoux, chaînes, montres-bracelets, et bagues.

ATTENTION! Ne pas ouvrir ni mutiler la batterie, l'électrolyte libéré est nocif pour la peau et les yeux.

ATTENTION! Pour éviter un choc électrique, éteindre et de débrancher l'onduleur de la prise murale avant de réparer la batterie.

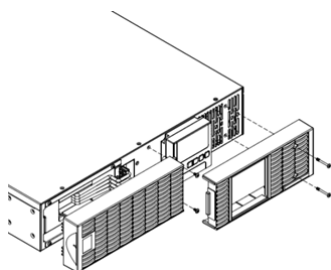
ATTENTION! Utilisez uniquement des outils avec des poignées isolées. Ne posez pas d'outils ou de pièces métalliques sur le dessus de l'onduleur ou bornes de la batterie.

Please read and follow the Safety Precautions before servicing the battery. Battery replacement should be performed by trained personnel who are familiar with the procedures and safety precautions. Make a note of the replacement Battery tray number.

NOTE:

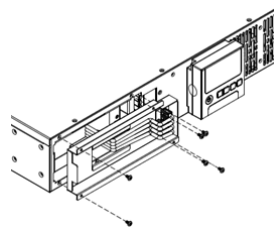
- Batteries are considered hazardous waste and must be disposed of properly. Contact your local government for more information about proper disposal and recycling of batteries. Do not dispose of batteries in fire.
- Middle Atlantic Products encourages environmentally sound methods for disposal and recycling of its UPS products. Please dispose and/or recycle your UPS and batteries in accordance to the local regulations of your state.
- Contact technical support at 1-800-266-7225 for more information about Middle Atlantic Product's Battery Replacement Program.

1. Power off the unit and disconnect it from its AC power source.

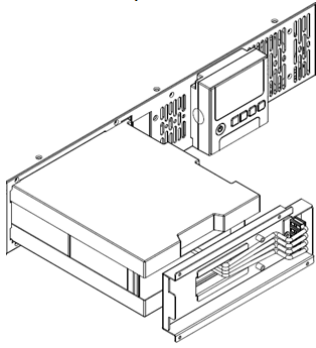


2. Remove the front panels.

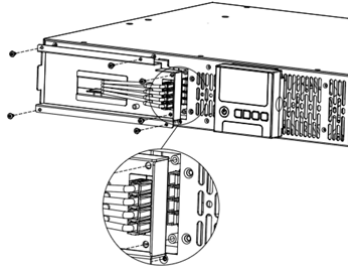
3. Remove the retaining screws from the cable protection cover and then remove the cover itself.



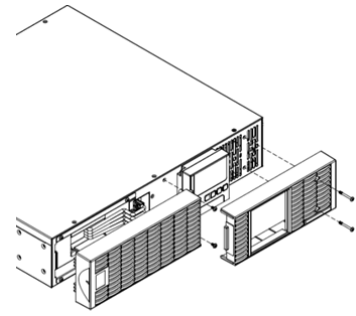
4. Pull the battery tray out slowly and then put the new battery tray back into the compartment.



5. Fasten back the connectors on the battery retaining cover. Then insert the battery connectors and tighten the screws of battery retaining cover.



6. Reinstall the front panels.



UPS-OLEBPR BATTERY REPLACEMENT

Safety Precautions

CAUTION! Make sure everything is turned off and AC power is disconnected completely before conducting any maintenance, battery replacement, repairs, or shipment.

CAUTION! Only use replacement batteries which are certified by Middle Atlantic Products. Use of incorrect battery type is an electrical hazard that could lead to explosion, fire, electric shock, or short circuit.

CAUTION! Batteries contain an electrical charge that can cause severe burns. Before servicing batteries, please remove any conductive materials such as jewelry, chains, wrist watches, and rings.

CAUTION! Do not open or mutilate the batteries. Electrolyte fluid is harmful to the skin/eyes and may be toxic.

CAUTION! To avoid electric shock, turn off and unplug the UPS from the wall receptacle and allow the equipment to fully discharge before servicing the battery.

CAUTION! Only use tools with insulated handles. Do not lay tools or metal parts on top of the UPS or battery terminals.

Précautions de Sécurité

ATTENTION! Assurez-vous que tout est éteint et alimentation secteur est débranchée complètement avant de procéder à tout entretien, le remplacement de la batterie, réparations, ou l'expédition.

ATTENTION! Utilisez uniquement des batteries de remplacement qui sont certifiées par Middle Atlantic Products. L'utilisation de batterie de type incorrect est un danger électrique qui pourrait provoquer une explosion, un incendie, un choc électrique ou un court-circuit.

ATTENTION! Les piles contiennent une charge électrique qui peut causer de graves brûlures. Avant batteries desservant, s'il vous plaît supprimer tous les matériaux conducteurs comme des bijoux, chaînes, montres-bracelets, et bagues.

ATTENTION! Ne pas ouvrir ni mutiler la batterie, l'électrolyte libéré est nocif pour la peau et les yeux.

ATTENTION! Pour éviter un choc électrique, éteindre et de débrancher l'onduleur de la prise murale et laissez l'appareil se décharger complètement avant de réparer la batterie.

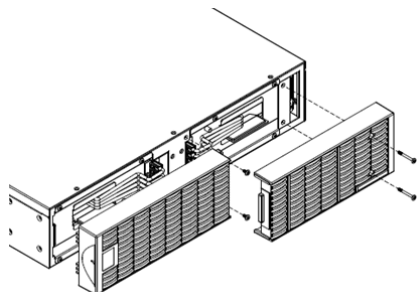
ATTENTION! Utilisez uniquement des outils avec des poignées isolées. Ne posez pas d'outils ou de pièces métalliques sur le dessus de l'onduleur ou bornes de la batterie.

Please read and follow the Safety Precautions before servicing the battery. Battery replacement should be performed by trained personnel who are familiar with the procedures and safety precautions. Make a note of the replacement Battery tray number.

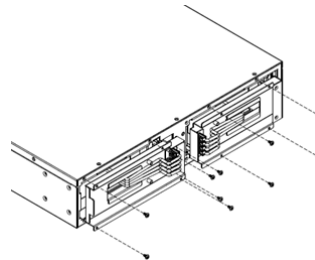
NOTE:

- Batteries are considered hazardous waste and must be disposed of properly. Contact your local government for more information about proper disposal and recycling of batteries. Do not dispose of batteries in fire.
- Middle Atlantic Products encourages environmentally sound methods for disposal and recycling of its UPS products. Please dispose and/or recycle your UPS and batteries in accordance to the local regulations of your state.
- Contact technical support at 1-800-266-7225 for more information about Middle Atlantic Product's Battery Replacement Program.

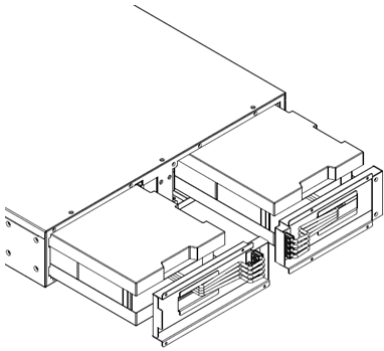
1. Power off the unit and disconnect it from its AC power source.



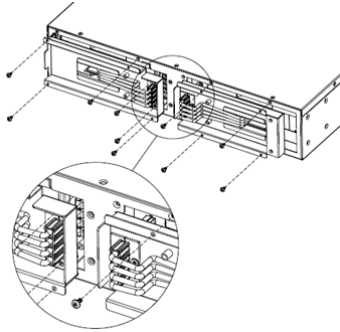
2. Remove the front panels.



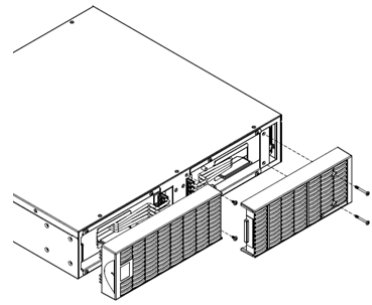
3. Remove the retaining screws from the cable protection cover and then remove the cover itself.



4. Pull the battery tray out slowly and then put the new battery tray back into the compartment.



5. Fasten back the connectors on the battery retaining cover. Then insert the battery connectors and tighten the screws of battery retaining cover.



6. Reinstall the front panels.

WARRANTY

Middle Atlantic Products, Inc. (the "Company") warrants the product to be free from defects in material or workmanship under normal use and conditions for a period of (3) three years from date of shipment by the Company.

The Company's entire liability to the purchaser, and the purchaser's (or any other party's) sole and exclusive remedy, under this warranty shall be limited, at the Company's option, to either (a) return of and refund of the price paid for, or (b) repair or replacement at the Company's factory of the products purchased, or any part or parts thereof, which the Company has determined to be defective after inspection thereof at the Company's factory. This warranty does not cover damage due to acts of God, accident, misuse, abuse or negligence by parties other than the Company, or any modification or alteration of the products. In addition, this warranty does not cover damage due to improper handling, assembly, installation or maintenance.

THIS WARRANTY IS IN LIEU OF ALL OTHER WARRANTIES OF ANY KIND, EITHER EXPRESSED OR IMPLIED, INCLUDING, BUT NOT LIMITED TO, IMPLIED WARRANTIES OF MERCHANTABILITY AND FITNESS FOR A PARTICULAR PURPOSE. TO THE MAXIMUM EXTENT PERMITTED BY APPLICABLE LAW, IN NO EVENT SHALL THE COMPANY BE LIABLE FOR ANY SPECIAL, INCIDENTAL, INDIRECT, OR CONSEQUENTIAL DAMAGES WHATSOEVER (INCLUDING, WITHOUT LIMITATION, DAMAGES FOR LOSS OF BUSINESS PROFITS, BUSINESS INTERRUPTION OR ANY OTHER PECUNIARY LOSS) ARISING OUT OF THE USE OF THE PRODUCTS PURCHASED, EVEN IF THE COMPANY HAS BEEN ADVISED OF THE POSSIBILITY OF SUCH DAMAGES. THE COMPANY'S LIABILITY TO THE PURCHASER (OR ANY OTHER PARTY) HEREUNDER, IF ANY, SHALL IN NO EVENT EXCEED THE PURCHASE PRICE OF THE PRODUCTS PAID TO THE COMPANY.

Corporate Headquarters

Corporate Voice 973-839-1011 - Fax 973-839-1976 / International Voice +1 973-839-8821 - Fax +1 973-839-4982
middleatlantic.com - info@middleatlantic.com

Middle Atlantic Canada

Voice 613-836-2501 - Fax 613-836-2690 / middleatlantic.ca - customerservicecanada@middleatlantic.ca

Factory Distribution

USA: NJ – CA – IL Canada: ON - BC

At Middle Atlantic Products we are always listening. Your comments are welcome.

Middle Atlantic Products is an ISO 9001 and ISO 14001 Registered Company.