

NOTE(S):

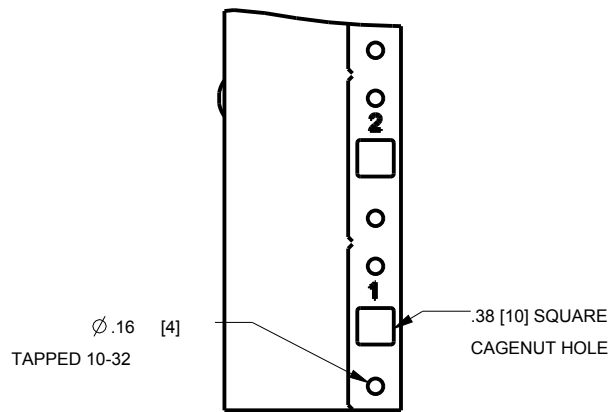
1) ALL DIMENSIONS IN FORMAT:
INCHES [MILLIMETERS]

REV	DESCRIPTION	REV BY	REV DATE	APP'D BY	DATE APP.
A	PRODUCTION RELEASE	///	////	MC	5/14/19
B	SEE EC-11193, ADDED NOTE 3, CAGE NUTS INCLUDED	NC	06/19/19	MC	07/01/19

PART NUMBER	NUMBER OF RACKSPACES	'A' LENGTH	QTY OF LACING POINTS
FWD-BGR-RR19	19	33.25 [845]	10
FWD-BGR-RR25	25	43.75 [1111]	13
FWD-BGR-RR38	38	66.50 [1689]	19
FWD-BGR-RR41	41	71.75 [1823]	21
FWD-BGR-RR45	45	78.75 [2000]	23

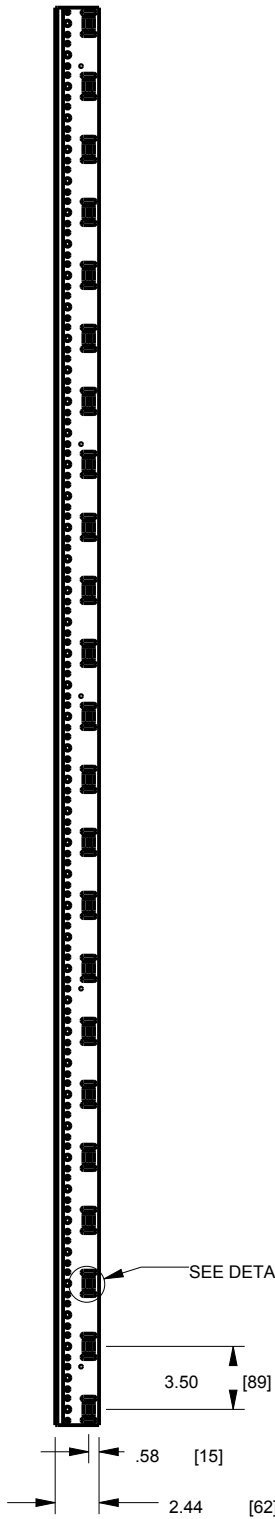
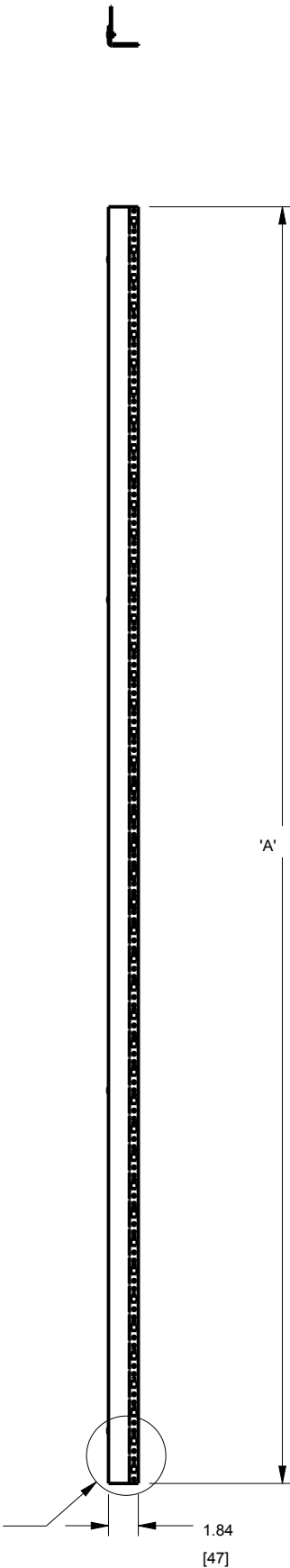
1) COMPATIBLE WITH ALL FORWARD
CABLE MANAGEMENT ACCESORIES

2) CAGE NUTS ARE INCLUDED FOR INSTALLATIONS WHERE CENTER HOLE MOUNTING IS REQUIRED.

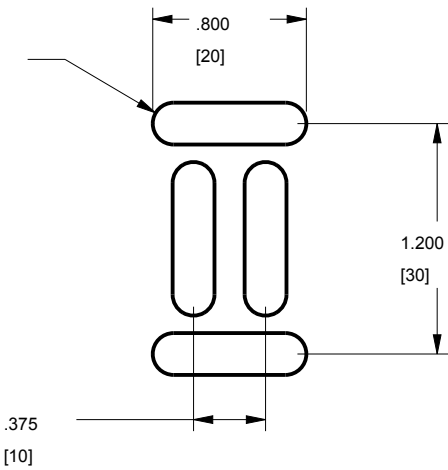


DETAIL A
SCALE 1/2"

SEE DETAIL A



Ø .22 [6] X .80 [20] OB



DETAIL B

LACING POINTS

SCALE 1/1

PROJECTION: 3" ANGLE  SCALE = 3/32		UNLESS OTHERWISE SPECIFIED, ALL DIMENSIONS ARE IN INCHES GENERAL TOLERANCES: DEC: 1 PLACE +/-0.1 ANGLE: +/-1° 2 PLACE +/-0.03 FRAC: +/-1/32 3 PLACE +/-0.010 HOLE SIZE: +/-0.002		APPROVALS	DATE	 Mark Middle Atlantic Products, Inc.	TITLE FORWARD BGR RACKRAIL	
		MODELED	JIP	03/11/19	DWG NO.		120-00012_FWD_BGR_RACKRAIL	DWG REV B
SIZE B	SHEET 1 OF 1	DRAWN	NC	05/13/19				

THIS DRAWING CONTAINS TRADE INFORMATION DEEMED TO BE CONFIDENTIAL AND PROPRIETARY PROPERTY OF MIDDLE ATLANTIC PRODUCTS, INC. AND IS TO BE USED ONLY FOR THE PURPOSES FOR WHICH IT IS SUBMITTED AND FURTHER SHALL NOT BE COPIED IN WHOLE OR PART WITHOUT WRITTEN PERMISSION FIRST OBTAINED FROM MIDDLE ATLANTIC PRODUCTS, INC.